

A woman with long brown hair, wearing a dark sleeveless top, is leaning over a desk and smiling as she helps a young boy with his schoolwork. The boy has short brown hair and is wearing a light blue long-sleeved shirt. They are sitting at a desk with several books and papers. The background is slightly blurred, showing what appears to be a classroom or library setting. The entire image has a blue tint.

INDIANA EDUCATION SCHOLARSHIP ACCOUNT

PARENT APPLICATION GUIDE

2023-24 SCHOOL YEAR

ACCESS THE APPLICATION

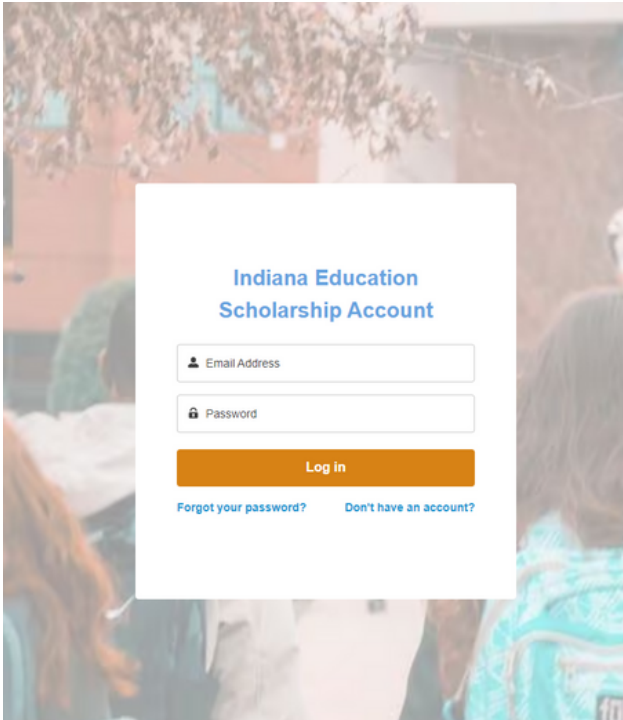
Scan the QR Code



or click the link below

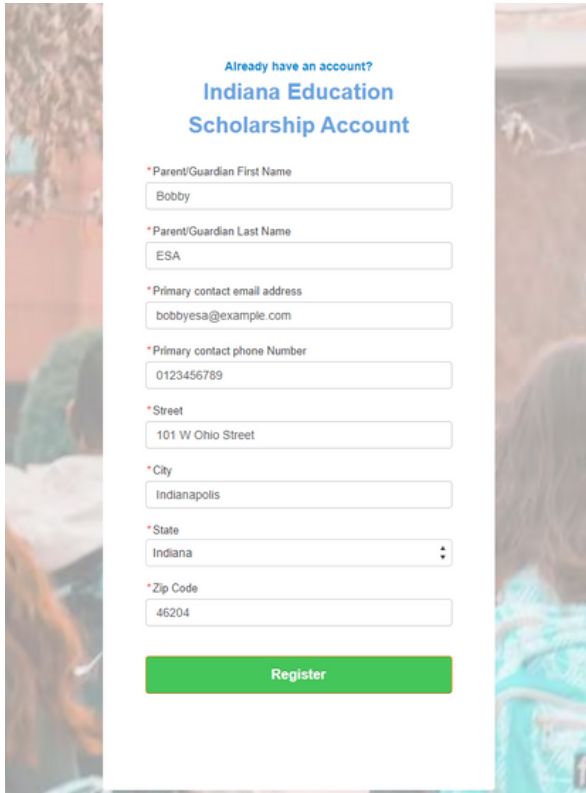
<https://intos.my.site.com/parentess/s/login/>

CREATE AN ACCOUNT



This is the first page you will see after accessing the application link. You can sign-in if you previously created an account or create a new account by clicking "Don't have an account?".

CREATE AN ACCOUNT



Already have an account?

Indiana Education Scholarship Account

*Parent/Guardian First Name

*Parent/Guardian Last Name

*Primary contact email address

*Primary contact phone Number

*Street

*City

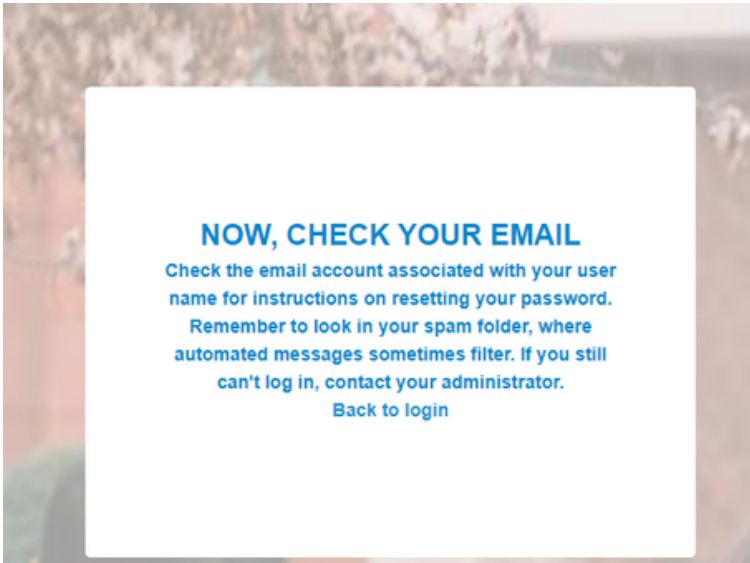
*State

*Zip Code

[Register](#)

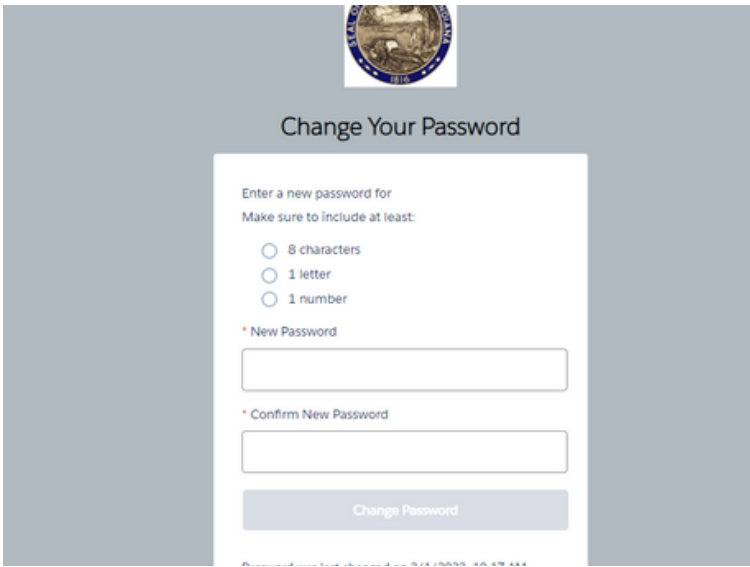
Clicking "Don't have an account?" will take you to this page to create an account. You will need to provide some basic contact information.

CREATE AN ACCOUNT



Once you fill out the contact information, you will get an email at the address provided to create a password.

CREATE AN ACCOUNT



The image shows a screenshot of a web form titled "Change Your Password". At the top center is a circular logo featuring the Seal of the United States. Below the logo, the title "Change Your Password" is displayed. The form contains the following elements:

- Text: "Enter a new password for"
- Text: "Make sure to include at least:"
- Three radio button options:
 - 8 characters
 - 1 letter
 - 1 number
- Text: "* New Password" followed by a text input field.
- Text: "* Confirm New Password" followed by a text input field.
- A "Change Password" button.

Clicking the link in the email you were sent will take you to this page where you will create your password. Follow the onscreen directions to complete this step. Please be sure to use a unique password and save it somewhere safe.

CREATE A STUDENT CONTACT

Welcome to the Indiana Educational Scholarship Account Student portal. Through this portal, you can

- Add a Child/Student by selecting the "+ Add Child/Student" button found on this page.
- Sign an Application for a Child/Student by selecting their name at the bottom of this page if already added to the portal.
- Each Child/Student application must be submitted separately under their name.
- Check on the status of your submitted Applications by selecting the Child/Student below for their specific status.
- Contact us for help or questions at esa@tos.in.gov or 317-232-0723.

Additional Resources: Handbook | Parent Agreement | Special Education Services Selection Form (SESF)

Child / Student + Add Child/Student

STUDENT NAME	STN
--------------	-----

+ Add Child/Student

STN

CLICK HERE

Once you have set a password, your account will have been created and you can begin submitting applications. Click the orange "+Add Child/Student" button to create an application.

CREATE A STUDENT CONTACT

* Student First Name

* Student Last Name

●

* STN(Indiana Student Test Number)

* Student date of birth(mm/dd/yyyy)



Submit and Verify Student STN / DOB

Back

Clicking the "+Add Child/Student" button brings you to this page where you will enter you or your student's first and last name, date of birth, and student test number (STN).

COMPLETE YOUR APPLICATION

Who is eligible?

1. Your child is a resident of Indiana
2. Your child has a disability who requires special education services and has an IEP, ISP, or ESA Service Plan.
3. Your child is grade level K-12 between the ages of 5-22, who has not graduated from high school.
4. Your annual household adjust gross income is 300% of Federal Free and Reduced Lunch qualification.
5. Parent/EES must renew and review agreement annually.

Who is NOT eligible?

1. Child/Student attending public elementary or secondary school full-time and who will continue to attend their public elementary or secondary school full-time are not eligible to participate in the Education Scholarship Account.
2. Child/Students attending a public charter school full-time and who will continue to attend a public charter school full-time are not eligible to participate in the Education Scholarship Account.
3. Student may not participate in the Education Scholarship Account and receive a Choice Scholarship.

Application Process

To begin the Education Scholarship application for your child/student click "New Application" button.

If you are returning to complete a previously started application, select "Edit" associated to the application number you wish to complete.

NOTE: If you plan to apply for more than one child/student, you must add each child/student individually to the portal and submit an application under their name.

Questions

esa@tos.in.gov or 317-232-0723

Applications of Timmy ESA

Manage different Child/Student

+ New application

No application record exists

ip.

ation number you wish to complete.

ally to the portal and submit an application under their name.

Manage different Child/Student

+ New application

CLICK HERE

If the student information on the previous page is valid, you will see a contact created for yourself or your student. From here, click the orange "+ New Application" button.

COMPLETE YOUR APPLICATION

What is your relationship to the student applicant ?

- Natural Parent
- Adoptive Parent
- Court Appointed Guardian (s) / Custodian(s)
- Divorced Parent with court ordered custody or control
- Foster Parent
- Self (Emancipated Eligible Student)

Proof of relationship to the student applicant is required.
You have indicated your relationship as:
This selection requires the following proof:
Please be prepared to upload the required documentation in a later section of this app

[Cancel](#) [Save and Exit](#) [Next](#)

Is the student applicant a legal resident of Indiana?

Residency is established by registering to vote, enrolling a child in school, paying taxes, or living in the state for
[RESIDENCY REQUIREMENTS FOR INDIANA](#)

- Yes
- No
- I don't know

Proof of residency may be in the form of voter registration, student applicant enrollment in an Indiana school, executed no less than 183 days prior to applying for the Indiana Education Scholarship Account (ESA).

* Other documentation may serve as proof of residency are items such items as a current utility bill, telephone Documentation should be dated within 60 days of student applicant enrollment, and the date should be clear

Which Proof of residency will you provide?

- W2 or Paystub
- Voter Registration
- Student Enrollment in an Indiana School
- Other documentation

[Back](#) [Save and Exit](#) [Next](#)

Child/Student must have a disability and require special education. Which of the fit

NOTE: Below document (IEP, SP, ESA Service Plan) date must be current.

Renewal: If you choose not to include IEP, SP, ESA SP your child will **NOT** be ent special education service monies (APC).

- Individualized Education Program (IEP)
- Service Plan
- Education Scholarship Account Service Plan (ESA SP)
- Choice Special Education Plan
- None of the above

[Back](#) [Save and Exit](#) [Next](#)

Is the student applicant a legal resident of Indiana?
Residency is established by registering to vote, enrolling a child in school
[RESIDENCY REQUIREMENTS FOR INDIANA](#)

- Yes
- No
- I don't know

[Back](#) [Save and Exit](#) [Next](#)

Has the student applicant graduated or obtained a certificate of completion?

- Yes
- No

[Back](#) [Save and Exit](#) [Next](#)

Is the student applicant a member of household with an annual income of not more than three hundred percent (300%) of
poor lunch program.

- Yes
- No
- I don't know

Indiana Education Scholarship Account
Household Service Calculator
2023-2024 School Year

Household Size	Annual Household Income
1	\$18,000.00
2	\$24,000.00
3	\$30,000.00
4	\$36,000.00
5	\$42,000.00
6	\$48,000.00
7	\$54,000.00
8	\$60,000.00
9	\$66,000.00
10	\$72,000.00
11	\$78,000.00
12	\$84,000.00

*Number of household members

choose one.

[Back](#) [Save and Exit](#) [Next](#)

The next few pages will ask you questions to ensure that you or your student is qualified for an Education Scholarship Account. How you answer these questions will determine the documentation requested in later steps.

COMPLETE YOUR APPLICATION

Please upload documents
(The documents part of the application is where documents are uploaded for Indiana ESA Specialists to evaluate a student's eligibility. These documents must be uploaded annually upon renewal)

Upload Proof of Relationship

Proof of relationship to the student applicant
You have indicated your relationship is **Natural Parent**. This selection requires the following proof **Birth Certificate**

[Upload Files] Or drop files

(The documents part of the application is where documents are uploaded for Indiana ESA Specialists to evaluate a student's eligibility. These documents must be uploaded annually upon renewal)
*Proof of residency
W2 or Paystub

[Upload Files] Or drop files

Proof of total household income must be accurate and submitted for each household member. (Proof may be paystub, Federal Form 1099, W2 wage report)
*Verification of Income
Paystub

[Upload Files] Or drop files

Application date must fall in the effective date of the document. Documentation must include all pages.
*Student Disability Plan Document
Individualized Education Program (IEP)

[Upload Files] Or drop files

[Back](#) [Save and Exit](#) [Next](#)

After answering the multiple-choice section to determine eligibility, you will need to submit documentation to support your claims. Please have this documentation ready to submit at time of application. File types preferred are word documents and PDFs.

COMPLETE YOUR APPLICATION

PARENT / EMANCIPATED ELIGIBLE STUDENT AGREEMENT

INTRODUCTION

The Indiana Education Scholarship Account (INESA) program is administered and overseen by the Indiana Treasurer of State ("TOS"). Through the use of dedicated scholarship money, parents of Eligible Students or Emancipated Eligible Students who participate in the INESA program have the opportunity to choose the educational environment and services that help them best meet their unique learning needs. Scholarship money may be used to purchase approved educational programs, therapies, services, tuition and fees, and other expenses related to the student's education from approved Participating Entities.

A student will be eligible if they meet specific residency, age, disability, and income requirements. All Eligible Students or Emancipated Eligible Students must meet the requirements of the INESA program at the time of application and throughout the duration of participation in the program. Scholarship funds will be deposited directly into each student's account which will be available to parents or Emancipated Eligible Students via a secure online portal. Parents or Emancipated Eligible Students can then make payments directly to Participating Entities from the student's account, no reimbursements or debit cards will be issued.

The following agreement is for those parents of Eligible Students or Emancipated Eligible Students wishing to participate in the INESA program for the current school year. Before you complete the agreement, please do the following:

1. Read and review the materials on the INESA website at <https://www.in.gov/tos/inesa>. These materials provide important background on the rules and requirements of the INESA program.
2. Read and review the Parent Handbook.
3. Read through IC 20-51.4 as it provides the complete list of rules and requirements for the INESA program.

ASSURANCES

As a condition of INESA program, the parent ("Parent") of an Eligible Student or the Emancipated Eligible Student ("EES") makes the following assurances:

1. I am the parent or legal guardian of the student described at the end of this agreement with the authority and capacity to act on behalf of the student, or I am the emancipated student, as defined by IC 20-26-11-4, described at the end of this agreement with the authority and capacity to enter into this agreement.

*FULL LEGAL NAME

[Back](#) [Sign and Save](#) [Exit](#)

Your application has been successfully submitted. Your application number is [ESTA -0340](#).

[Exit](#)

The last step to submit an application for yourself or your student is to sign the Parent / Emancipated Eligible Student Agreement. You will receive a message that your application was successfully submitted after clicking "Sign and Save".

MANAGE YOUR APPLICATIONS

Who is eligible?

1. Your child is a resident of Indiana.
2. Your child has a disability who requires special education services and has an IEP, ISP, or ESA Service Plan.
3. Your child is grade level K-12 between the ages of 5-22, who has not graduated from high school.
4. Your annual household adjust gross income is 300% of Federal Free and Reduced Lunch qualification.
5. Parent/ESAs must renew and review agreement annually.

Who is NOT eligible?

1. Child/Student attending public elementary or secondary school full-time and who will continue to attend their public elementary or secondary school full-time are not eligible to participate in the Education Scholarship Account.
2. Child/Students attending a public charter school full-time and who will continue to attend a public charter school full-time are not eligible to participate in the Education Scholarship Account.
3. Student may not participate in the Education Scholarship Account and receive a Choice Scholarship.

Application Process

To begin the Education Scholarship application for your child/student click "New Application" button. If you are returning to complete a previously started application, select "Edit" associated to the application number you wish to complete.

NOTE: If you plan to apply for more than one child/student, you must add each child/student individually to the portal and submit an application under their name.

Questions

esa@tes.in.gov or 317-232-0723

Applications of Timmy ESA

Manage different Child/Student

+ New application

APPLICATION NUMBER	APPLICATION STATUS	SUBMITTED ON	CURRENT APPLICATION	YEAR	ACTION
ESTA-0340	Submitted	03/01/2023 13:03	<input type="checkbox"/>	2023	View

Once your application is submitted, you will be brought back to that student's application page.

From here, you can edit the currently selected application or create a new one if you are applying for multiple students.

Clicking the orange "Manage different Child/Student" button will bring you back to the home page where you can view all applications submitted from your main account.

QUESTIONS?

If you are experiencing trouble submitting an application or have application questions, please contact our office!



M-F 8am-4:30pm



ESA@tos.IN.gov



(317) 232-0723