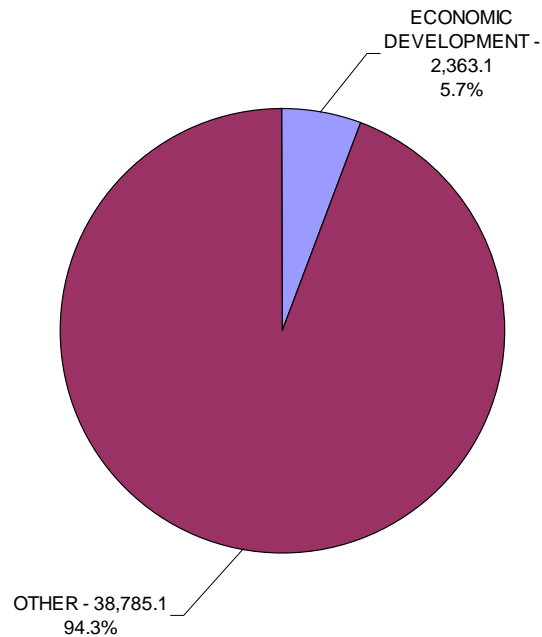


IV — ECONOMIC DEVELOPMENT

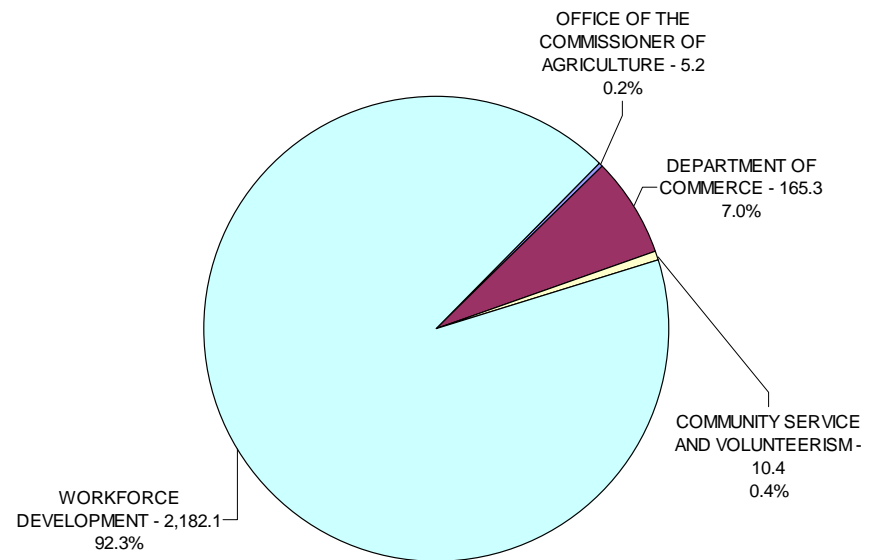
RECOMMENDED OPERATING EXPENDITURES

2003-2005 Biennium

Economic Development's Share
\$2,363,074,364 of \$41,148,152,604



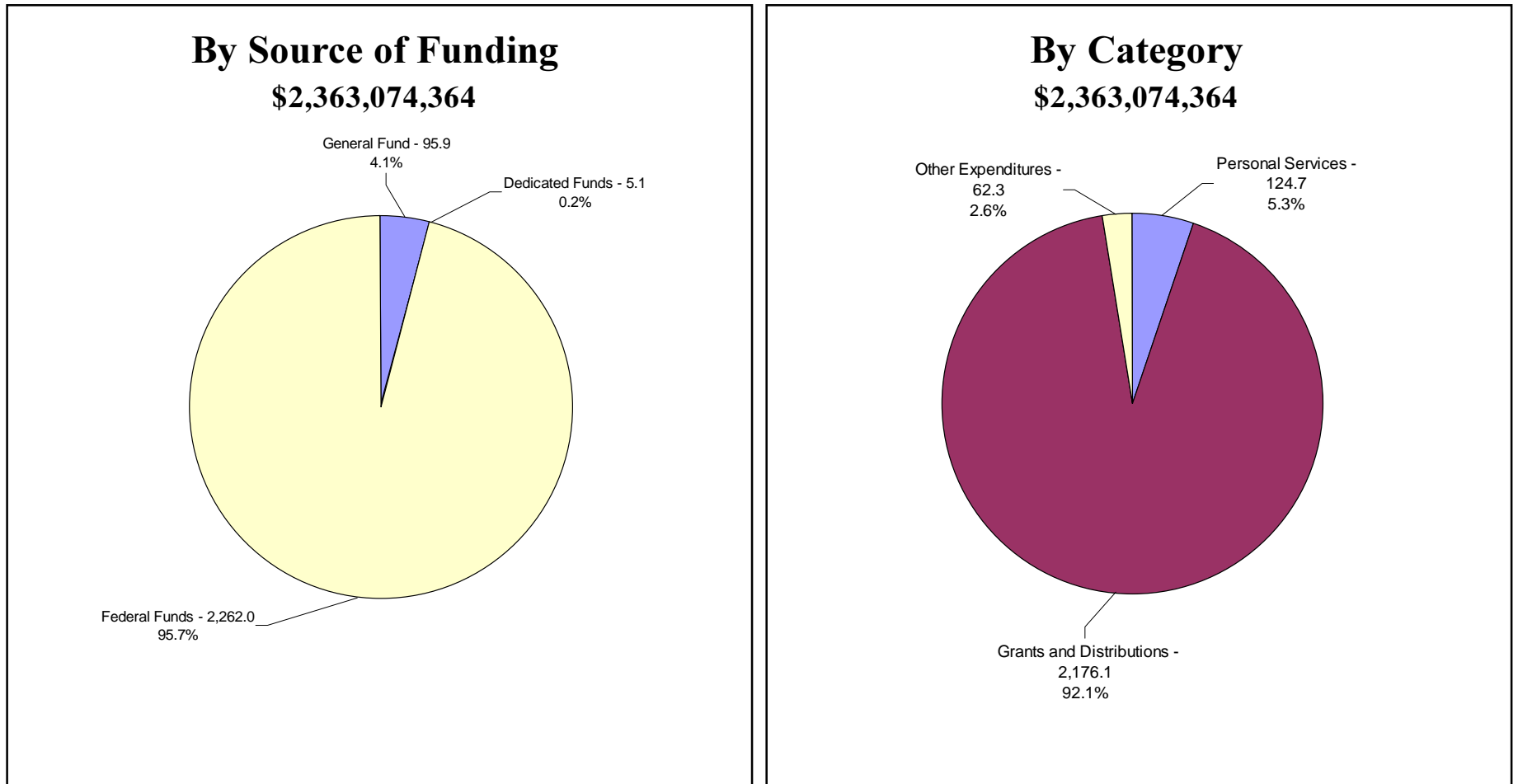
By Function
\$2,363,074,364



Sector Values in Millions of Dollars
 Source: Indiana State Budget Agency

RECOMMENDED OPERATING EXPENDITURES

2003-2005 Biennium



Sector Values in Millions of Dollars
Source: Indiana State Budget Agency

ECONOMIC DEVELOPMENT

The Economic Development category includes appropriations for the Office of the Commissioner of Agriculture, the Department of Commerce, and the Department of Workforce Development. This category comprises approximately 5.8 percent of the recommended appropriations for all categories and 0.9 percent of the recommended General Fund appropriations for all Categories

Office of the Commissioner of Agriculture

The mission of the Office of the Commissioner of Agriculture is to promote Indiana's agricultural industry by coordinating the support of state government agencies when working on agricultural issues and opportunities. The Office of the Commissioner of Agriculture is a sub-agency of the Office of the Lt. Governor, and serves as the parent agency for the Indiana Grain Buyers and Warehouse Licensing Agency, the Indiana Commission for Agriculture and Rural Development, the Indiana Land Resources Council, and the Indiana Rural Development Council.

The budget for the Office of the Commissioner of Agriculture has been reduced by 4% from current (FY2003) expenditures. The budget for the Office of the Lt. Governor has been reduced by 14%. Combined, these two reductions result in an overall reduction of 7% for all of the Lt. Governor's agencies combined. The Lt. Governor has elected to reallocate funding from the Office of the Lieutenant Governor to the Office of the Commissioner of Agriculture to maintain these important economic development programs..

Department of Commerce

The mission of the Department of Commerce is to promote the creation and retention of secure, high paying jobs for Hoosiers and to assist in building local economic development capacity and competitive communities. The Department of Commerce has been substantially re-organized during the current biennium, with the establishment of regional offices in 12 economic regions. As part of this reorganization, the Department is consolidating all its day-to-day operations into three primary accounts: Administration, Community Economic Development, and Overseas Trade offices.

In addition, several changes have been made in the Economic Development Funds administered by the Department, including:

- Suspension of additional funding for the Strategic Development Fund, Community Promotion Fund, and Tourism Information/Promotion Fund.
- Elimination of the Small Business Development Corporation. The economic development activities of the corporation will be assumed directly by the Economic Development Division of the Department. Some of the funding previously allocated to the Corporation has been redirected to the Local Economic Development/Regional Economic Development matching grant program.
- Reduction of the Funding for the Skills 2016 training grant program, Industrial Development Grant Fund, Economic Development Grant Fund, Industrial Development Account, and Business and Tourism Promotion Fund.
- The Airport Facilities Lease and the Aviation Technology Center appropriations have been transferred from the Department of Commerce's operating budget to the capital budget.

Department of Workforce Development

The mission of the Department of Workforce Development is to ensure lifelong learning for Hoosiers. The DWD combines the former agencies responsible for employment and training, vocational and technical education, and workforce literacy. The DWD strives to improve the skills of the Hoosier workforce via a network of 27 WorkOne offices and 66 WorkOne Express offices located in 16 Workforce Service Areas throughout Indiana. These offices provide core workforce services such as labor market and career information, skills assessments, employment counseling, case management, job development and placement, skills training, unemployment insurance, and information about and referral to community support services.

Requested and recommended General Fund appropriations for the Department of Workforce Development in the FY 2004-2005 biennium are \$2.9M (43%) less than FY 2002-2003 biennium appropriated levels. The DWD instituted many budget cuts as a result of the state's fiscal crisis. Economies were realized in DWD's total personal services budget and reductions were instituted in the areas of worker training, skilled credential, and workplace literacy programs. DWD's budget also reflects an increase in Indiana's portion of the Federal Reed Act from \$4 million to \$160 million for the biennium. Reed Act funds will allow Indiana to work toward building a world class workforce system for the future.

ECONOMIC DEVELOPMENT

Account Number	State Agency Appropriation Name	Actual Expenditures		Estimated	Requested		Recommended	
		FY 2000-2001	FY 2001-2002	FY 2002-2003	FY 2003-2004	FY 2004-2005	FY 2003-2004	FY 2004-2005
ECONOMIC DEVELOPMENT								
OFFICE OF THE COMMISSIONER OF AGRICULTURE								
1000/100780	Office of the Commissioner of Agriculture							
	General Fund	1,428,078	1,373,134	1,436,099	1,610,951	1,610,951	1,610,951	1,610,951
1000/212200	Value Added Research Fund							
	General Fund	495,578	261,764	23,103	257,957	257,957	257,957	257,957
1000/108690	Farm Counseling Program							
	General Fund	263,156	315,322	279,000	279,000	279,000	279,000	279,000
1000/430110	Land Resources Council							
	General Fund	204,489	112,733	148,523	150,633	150,633	150,633	150,633
6330/100900	Tobacco Farmers and Rural Community Impact							
	Dedicated Funds	0	4,915,616	85,000	5,000,000	5,000,000	0	0
6000/134600	Livestock Promotion Fund							
	Dedicated Funds	127,069	429,440	292,030	292,030	292,030	292,030	292,030
6000/132000	Farm Consulting Program							
	General Fund	26,581	0	0	0	0	0	0
6990/100400	Grain Indemnity Fund - Prod. Premiums							
	Dedicated Funds	100,000	0	0	0	0	0	0
OFFICE OF THE COMMISSIONER OF AGRICULTURE TOTALS								
	General Fund	2,417,882	2,062,953	1,886,725	2,298,541	2,298,541	2,298,541	2,298,541
	Dedicated Funds	227,069	5,345,056	377,030	5,292,030	5,292,030	292,030	292,030
	Totals	2,644,951	7,408,009	2,263,755	7,590,571	7,590,571	2,590,571	2,590,571
DEPARTMENT OF COMMERCE								
Administration								
1000/102600	Administrative and Financial Services							
	General Fund	3,350,848	3,236,555	3,629,861	4,224,726	4,224,726	4,224,726	4,224,726
	Dedicated Funds	0	0	190,197	190,197	190,197	190,197	190,197
	Totals	3,350,848	3,236,555	3,820,058	4,414,923	4,414,923	4,414,923	4,414,923
1000/102610	Community Economic Development							
	General Fund	444,858	413,408	3,634,547	6,072,403	6,072,403	6,072,403	6,072,403
	Transferred Funds	0	0	113,755	0	0	0	0
	Totals	444,858	413,408	3,748,302	6,072,403	6,072,403	6,072,403	6,072,403

ECONOMIC DEVELOPMENT

Account Number	State Agency Appropriation Name	Actual Expenditures		Estimated	Requested		Recommended	
		FY 2000-2001	FY 2001-2002	FY 2002-2003	FY 2003-2004	FY 2004-2005	FY 2003-2004	FY 2004-2005
1000/122660	Main Street Program							
	General Fund	134,846	190,224	71,195	0	0	0	0
1000/102680	International Trade							
	General Fund	1,949,603	2,047,544	1,398,234	1,394,676	1,394,676	1,394,676	1,394,676
1000/102630	Business Development							
	General Fund	964,254	910,386	942,891	0	0	0	0
1000/102650	Tourism and Film Development							
	General Fund	780,903	747,900	276,256	0	0	0	0
1000/121730	Marketing and Communications							
	General Fund	606,307	510,103	40,000	0	0	0	0
1000/108380	Office of Energy Policy							
	General Fund	211,808	234,350	28,000	0	0	0	0
2580/126000	Recycling Operating							
	Dedicated Funds	126,599	113,352	231,202	231,482	231,482	231,482	231,482
2180/126000	Enterprise Zone Program							
	Dedicated Funds	537,589	239,726	338,558	339,118	339,118	339,118	339,118
6000/138100	State Energy Program							
	General Fund	96,794	96,794	96,794	96,794	96,794	96,794	96,794
	Federal Funds	351,278	457,378	967,790	970,310	970,310	970,310	970,310
	Totals	448,072	554,172	1,064,584	1,067,104	1,067,104	1,067,104	1,067,104
6000/113800	Community Development Block Grant							
	Federal Funds	35,817,656	36,492,195	37,879,000	37,881,520	37,881,520	37,881,520	37,881,520
6000/144400	Grant Project Solicitation							
	Federal Funds	0	170,050	0	0	0	0	0
6000/103600	Indiana Mainstreet Conference							
	Dedicated Funds	0	15,011	15,000	15,000	15,000	15,000	15,000
6000/134800	ERHI							
	Federal Funds	42,372	8,855	0	0	0	0	0
6000/179600	CDBG Conference and Training							
	Dedicated Funds	4,830	6	3,695	0	0	0	0
	Administration Totals							
	General Fund	8,540,221	8,387,264	10,117,778	11,788,599	11,788,599	11,788,599	11,788,599
	Dedicated Funds	669,018	368,095	778,652	775,797	775,797	775,797	775,797
	Federal Funds	36,211,306	37,128,478	38,846,790	38,851,830	38,851,830	38,851,830	38,851,830
	Totals	45,420,545	45,883,837	49,743,220	51,416,226	51,416,226	51,416,226	51,416,226

ECONOMIC DEVELOPMENT

Account Number	State Agency Appropriation Name	Actual Expenditures		Estimated	Requested		Recommended	
		FY 2000-2001	FY 2001-2002	FY 2002-2003	FY 2003-2004	FY 2004-2005	FY 2003-2004	FY 2004-2005
Economic Development Funds								
1000/108720	Indiana Individual Development Accounts							
	General Fund	813,933	812,760	1,730,000	1,800,000	1,800,000	1,800,000	1,800,000
1000/432650	LEDO/REDO Matching Grant Program							
	General Fund	1,949,977	343,007	656,581	950,000	950,000	950,000	950,000
6000/135100	Skills 2016							
	General Fund	11,603,247	12,773,767	10,833,215	11,568,725	11,568,725	11,568,725	11,568,725
1000/439950	Business and Tourism Promotion Fund							
	General Fund	5,034,730	4,997,746	3,932,888	4,873,645	4,873,645	4,873,645	4,873,645
2030/100100	Community Promotion Matching Fund							
	General Fund	185,506	221,829	0	0	0	0	0
2580/126200	Recycling Promotion and Assistance Program							
	Dedicated Funds	237,000	3,051,726	3,000,000	1,500,000	1,500,000	1,500,000	1,500,000
2640/110100	Waste Tire Management							
	Dedicated Funds	136,215	0	0	0	0	0	0
1000/101430	Petroleum Contamination Remediation							
	Dedicated Funds	0	4,500,000	4,500,000	0	0	0	0
2310/126000	Trade Promotion Fund							
	General Fund	212,196	154,583	0	200,000	200,000	200,000	200,000
3600/126500	Tourism Information and Promotion Fund							
	General Fund	329,811	370,509	0	0	0	0	0
6000/136600	Economic Development Fund							
	General Fund	3,068,932	4,081,299	400,000	600,000	600,000	600,000	600,000
6690/126000	Industrial Development Grant Fund							
	General Fund	2,966,499	4,381,474	2,758,022	3,250,000	3,250,000	3,250,000	3,250,000
6000/187900	Strategic Development Fund							
	General Fund	253,941	252,270	0	0	0	0	0
1000/212600	Industrial Development Loan Fund							
	General Fund	300,000	1,250,000	0	0	0	0	0
Economic Development Funds Totals								
	General Fund	26,718,772	29,639,244	20,310,706	23,242,370	23,242,370	23,242,370	23,242,370
	Dedicated Funds	373,215	7,551,726	7,500,000	1,500,000	1,500,000	1,500,000	1,500,000
	Totals	27,091,987	37,190,970	27,810,706	24,742,370	24,742,370	24,742,370	24,742,370

ECONOMIC DEVELOPMENT

Account Number	State Agency Appropriation Name	Actual Expenditures		Estimated	Requested		Recommended	
		FY 2000-2001	FY 2001-2002	FY 2002-2003	FY 2003-2004	FY 2004-2005	FY 2003-2004	FY 2004-2005
Economic Development Organizations								
1000/121450	Economic Development Council							
	General Fund	332,500	309,225	259,350	309,225	309,225	309,225	309,225
1000/129230	Small Business Development Corporation (SBDC)							
	General Fund	1,540,000	1,432,200	1,201,200	0	0	0	0
6000/129500	Rural Development Council							
	Federal Funds	73,094	80,070	16,231	0	0	0	0
Indiana Development Finance Authority (IDFA)								
1000/430070	Capital Access Program							
	General Fund	1,750,000	1,627,500	861,875	1,321,250	1,321,250	1,321,250	1,321,250
1000/430140	Environmental Remediation Revolving Loan Fund							
	General Fund	2,500,000	2,325,000	2,500,000	2,500,000	2,500,000	2,500,000	2,500,000
1000/439980	Project Guaranty Fund							
	General Fund	875,000	1,375,000	1,375,000	1,375,000	1,375,000	1,375,000	1,375,000
1000/439990	Business Development Loan Fund							
	General Fund	1,000,000	833,750	540,625	1,000,000	1,000,000	1,000,000	1,000,000
Indiana Development Finance Authority (IDFA) Totals								
	General Fund	6,125,000	6,161,250	5,277,500	6,196,250	6,196,250	6,196,250	6,196,250
Economic Development Organizations Totals								
	General Fund	7,997,500	7,902,675	6,738,050	6,505,475	6,505,475	6,505,475	6,505,475
	Federal Funds	73,094	80,070	16,231	0	0	0	0
	Totals	8,070,594	7,982,745	6,754,281	6,505,475	6,505,475	6,505,475	6,505,475
DEPARTMENT OF COMMERCE TOTALS								
	General Fund	43,256,493	45,929,183	37,166,534	41,536,444	41,536,444	41,536,444	41,536,444
	Dedicated Funds	1,042,233	7,919,821	8,278,652	2,275,797	2,275,797	2,275,797	2,275,797
	Federal Funds	36,284,400	37,208,548	38,863,021	38,851,830	38,851,830	38,851,830	38,851,830
	Totals	80,583,126	91,057,552	84,308,207	82,664,071	82,664,071	82,664,071	82,664,071
COMMUNITY SERVICE AND VOLUNTEERISM								
1000/100390	Governor's Commission on Community Service and Volunteerism							
	General Fund	155,885	323,540	281,215	326,913	326,913	326,913	326,913
1000/211700	IN Commission on Community Service							
	Federal Funds	491,209	264,637	266,666	267,786	267,786	267,786	267,786

ECONOMIC DEVELOPMENT

Account Number	State Agency Appropriation Name	Actual Expenditures		Estimated	Requested		Recommended	
		FY 2000-2001	FY 2001-2002	FY 2002-2003	FY 2003-2004	FY 2004-2005	FY 2003-2004	FY 2004-2005
6000/148200	CNS Americorps							
	Federal Funds	4,549,952	5,464,551	4,196,129	4,250,000	4,250,000	4,250,000	4,250,000
6000/148300	Professional Development and Training (PDAT)							
	Federal Funds	70,550	85,734	118,000	118,000	118,000	118,000	118,000
6000/148400	Learn and Serve America							
	Federal Funds	164,262	68,529	150,000	150,000	150,000	150,000	150,000
1000/213600	Community Service Donations							
	Local Funds	0	2,238	0	0	0	0	0
6000/127600	Conference Voluntary Action							
	Local Funds	1,210	0	0	0	0	0	0
6000/148500	Disability Funds							
	Federal Funds	0	0	35,000	35,000	35,000	35,000	35,000
6000/149000	CNS Promise Fellows							
	Federal Funds	226,342	198,318	69,000	69,000	69,000	69,000	69,000
6000/156900	CNS America Reads							
	Federal Funds	295,450	13,125	0	0	0	0	0
COMMUNITY SERVICE AND VOLUNTEERISM TOTALS								
	General Fund	155,885	323,540	281,215	326,913	326,913	326,913	326,913
	Federal Funds	5,797,765	6,094,894	4,834,795	4,889,786	4,889,786	4,889,786	4,889,786
	Local Funds	1,210	2,238	0	0	0	0	0
	Totals	5,954,860	6,420,672	5,116,010	5,216,699	5,216,699	5,216,699	5,216,699

WORKFORCE DEVELOPMENT

Indiana Department of Workforce Development

Administration

6710/151000	Administration							
	General Fund	1,144,950	1,144,950	1,144,950	1,144,950	1,144,950	1,144,950	1,144,950
	Federal Funds	66,417,274	70,192,486	72,005,347	72,005,347	72,005,347	72,005,347	72,005,347
	Totals	67,562,224	71,337,436	73,150,297	73,150,297	73,150,297	73,150,297	73,150,297
1000/215100	State Workforce Development Fund							
	General Fund	2,125,199	3,286,690	2,547,770	2,547,770	2,547,770	2,547,770	2,547,770

ECONOMIC DEVELOPMENT

Account Number	State Agency Appropriation Name	Actual Expenditures		Estimated	Requested		Recommended	
		FY 2000-2001	FY 2001-2002	FY 2002-2003	FY 2003-2004	FY 2004-2005	FY 2003-2004	FY 2004-2005
	Administration Totals							
	General Fund	3,270,149	4,431,640	3,692,720	3,692,720	3,692,720	3,692,720	3,692,720
	Federal Funds	66,417,274	70,192,486	72,005,347	72,005,347	72,005,347	72,005,347	72,005,347
	Totals	69,687,423	74,624,126	75,698,067	75,698,067	75,698,067	75,698,067	75,698,067
6000/114900	Training Programs							
	Federal Funds	8,906,489	7,562,827	0	0	0	0	0
	Employment Services							
6000/148700	Welfare to Work							
	Federal Funds	6,416,115	7,471,907	0	0	0	0	0
6740/151300	Benefit Fund (State)							
	Federal Funds	452,021,793	779,029,920	800,000,000	850,000,000	850,000,000	850,000,000	850,000,000
6770/151700	Benefits Fund (Federal)							
	Federal Funds	7,721,509	11,540,021	12,000,000	13,000,000	13,000,000	13,000,000	13,000,000
6780/151800	Trade Expansion Benefits							
	Federal Funds	4,733,113	7,193,951	7,500,000	8,000,000	8,000,000	8,000,000	8,000,000
	Employment Services Totals							
	Federal Funds	470,892,530	805,235,799	819,500,000	871,000,000	871,000,000	871,000,000	871,000,000
	Vocational and Technical Education							
2330/172200	Special Vocational Education - Perkins Funds							
	Federal Funds	24,808,587	25,920,736	28,568,108	28,568,108	28,568,108	28,568,108	28,568,108
6000/145600	Reed Act							
	Federal Funds	0	0	2,000,000	82,000,000	82,000,000	80,000,000	80,000,000
6000/158800	Workforce Investment Act Fund							
	Federal Funds	25,629,879	31,811,243	35,687,326	35,687,326	35,687,326	35,687,326	35,687,326
	Vocational and Technical Education Totals							
	Federal Funds	50,438,466	57,731,979	66,255,434	146,255,434	146,255,434	144,255,434	144,255,434
	Commission for Women							
1000/108610	Women's Commission							
	General Fund	91,238	119,354	112,340	112,340	112,340	112,340	112,340
6000/137400	Indiana Commission for Women Special Fund							
	Dedicated Funds	291,662	106,172	0	0	0	0	0

ECONOMIC DEVELOPMENT

Account Number	State Agency Appropriation Name	Actual Expenditures		Estimated	Requested		Recommended	
		FY 2000-2001	FY 2001-2002	FY 2002-2003	FY 2003-2004	FY 2004-2005	FY 2003-2004	FY 2004-2005
Commission for Women Totals								
	General Fund	91,238	119,354	112,340	112,340	112,340	112,340	112,340
	Dedicated Funds	291,662	106,172	0	0	0	0	0
	Totals	382,900	225,526	112,340	112,340	112,340	112,340	112,340
Indiana Department of Workforce Development Totals								
	General Fund	3,361,387	4,550,994	3,805,060	3,805,060	3,805,060	3,805,060	3,805,060
	Dedicated Funds	291,662	106,172	0	0	0	0	0
	Federal Funds	596,654,759	940,723,091	957,760,781	1,089,260,781	1,089,260,781	1,087,260,781	1,087,260,781
	Totals	600,307,808	945,380,257	961,565,841	1,093,065,841	1,093,065,841	1,091,065,841	1,091,065,841
Human Resource Investment Council								
6000/171800	Human Resource Investment Council							
	Transferred Funds	143,944	217,285	132,753	132,513	132,513	132,513	132,513
6000/154100	Youth Development Grant							
	Federal Funds	0	10,386	0	0	0	0	0
	Human Resource Investment Council Totals	0	10,386	0	0	0	0	0
WORKFORCE DEVELOPMENT TOTALS								
	General Fund	3,361,387	4,550,994	3,805,060	3,805,060	3,805,060	3,805,060	3,805,060
	Dedicated Funds	291,662	106,172	0	0	0	0	0
	Federal Funds	596,654,759	940,733,477	957,760,781	1,089,260,781	1,089,260,781	1,087,260,781	1,087,260,781
	Totals	600,307,808	945,390,643	961,565,841	1,093,065,841	1,093,065,841	1,091,065,841	1,091,065,841
ECONOMIC DEVELOPMENT TOTALS								
	General Fund	49,191,647	52,866,670	43,139,534	47,966,958	47,966,958	47,966,958	47,966,958
	Dedicated Funds	1,560,964	13,371,049	8,655,682	7,567,827	7,567,827	2,567,827	2,567,827
	Federal Funds	638,736,924	984,036,919	1,001,458,597	1,133,002,397	1,133,002,397	1,131,002,397	1,131,002,397
	Local Funds	1,210	2,238	0	0	0	0	0
	Totals	689,490,745	1,050,276,876	1,053,253,813	1,188,537,182	1,188,537,182	1,181,537,182	1,181,537,182

ECONOMIC DEVELOPMENT

Account Number	State Agency Appropriation Name	Actual Expenditures		Estimated	Requested		Recommended	
		FY 2000-2001	FY 2001-2002	FY 2002-2003	FY 2003-2004	FY 2004-2005	FY 2003-2004	FY 2004-2005

(This page intentionally left blank.)