

## **D — CONSTRUCTION**



**STATE OF INDIANA -- BUDGET REPORT  
TABLE OF CONTENTS**

**CONSTRUCTION**

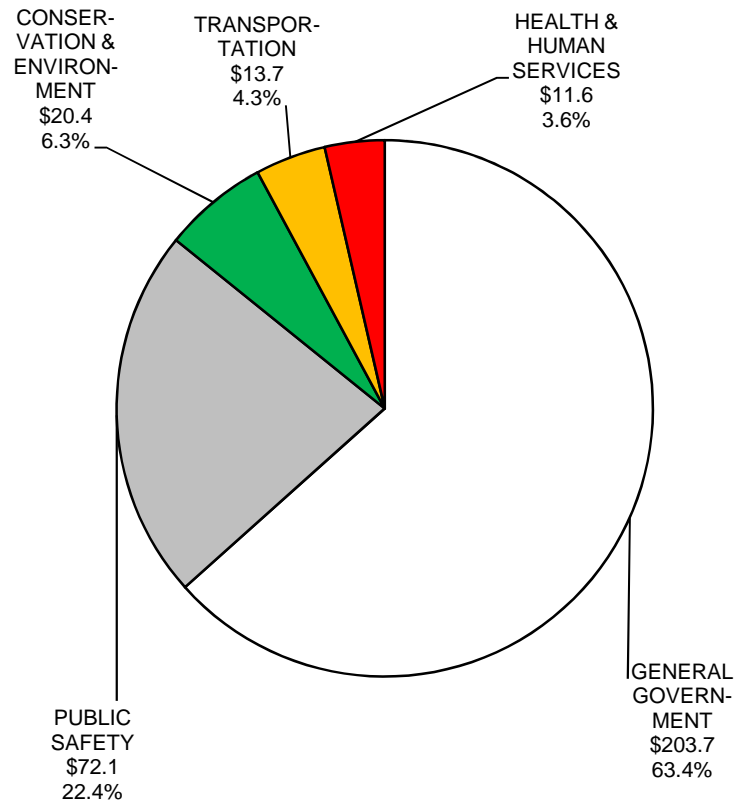
<b>CONSTRUCTION.....</b>	<b>D-1</b>
<b>GENERAL GOVERNMENT.....</b>	<b>D-1</b>
State Budget Agency.....	D-1
Department of Administration.....	D-1
<b>PUBLIC SAFETY.....</b>	<b>D-2</b>
Indiana State Police.....	D-2
Law Enforcement Training Board.....	D-2
Adjutant General.....	D-2
Department of Correction.....	D-2
<b>CONSERVATION AND ENVIRONMENT.....</b>	<b>D-5</b>
Department of Natural Resources.....	D-5
Other Natural Resources.....	D-5
Kankakee River Basin Commission.....	D-5
War Memorials Commission.....	D-5
Indiana State Museum and Historic Sites Corporation.....	D-5
<b>TRANSPORTATION.....</b>	<b>D-7</b>
Department of Transportation.....	D-7
<b>HEALTH AND HUMAN SERVICES.....</b>	<b>D-8</b>
Family and Social Services Administration.....	D-8
FSSA - Division of Mental Health.....	D-8
Evansville Psychiatric Children's Center.....	D-8
Evansville State Hospital.....	D-8
Madison State Hospital.....	D-8
Logansport State Hospital.....	D-8
Richmond State Hospital.....	D-8
Larue Carter Memorial Hospital.....	D-8
Public Health.....	D-8
School for the Blind and Visually Impaired.....	D-8
School for the Deaf.....	D-8
Indiana Veterans' Home.....	D-8

**TABLE OF CONTENTS**

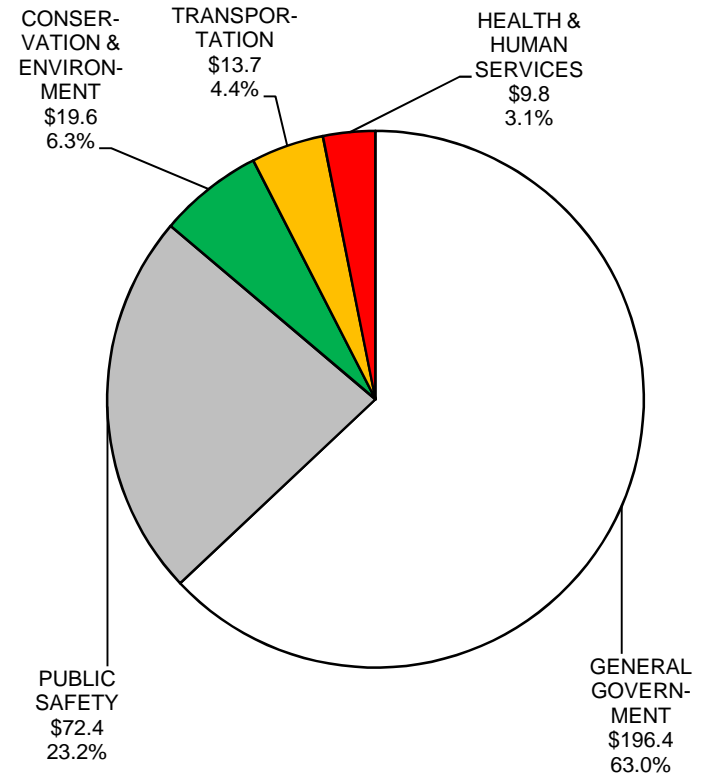
(This page intentionally left blank.)

**CONSTRUCTION  
 APPROPRIATIONS BY SUB-DIVISION SHARE  
 2011-2013 BIENNIUM  
 \$633.3 MILLION**

**FY 2011-2012  
 \$321.4 Million**

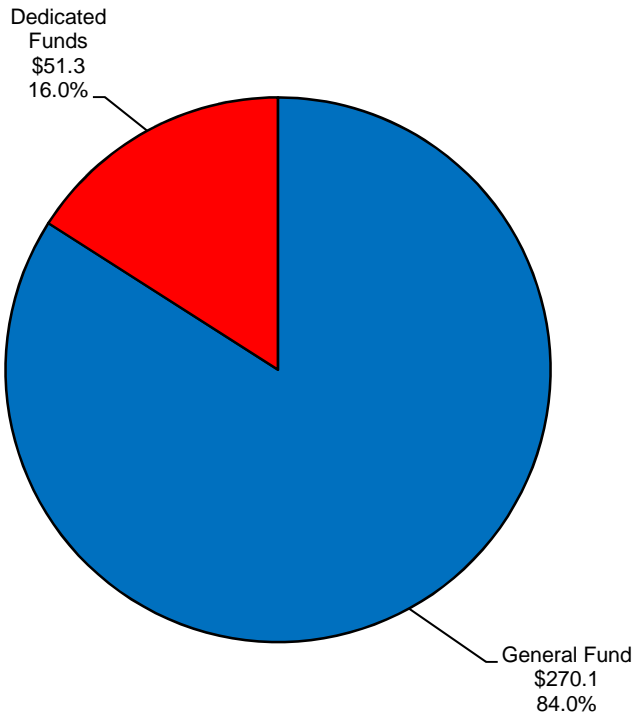


**FY 2012-2013  
 \$311.9 Million**

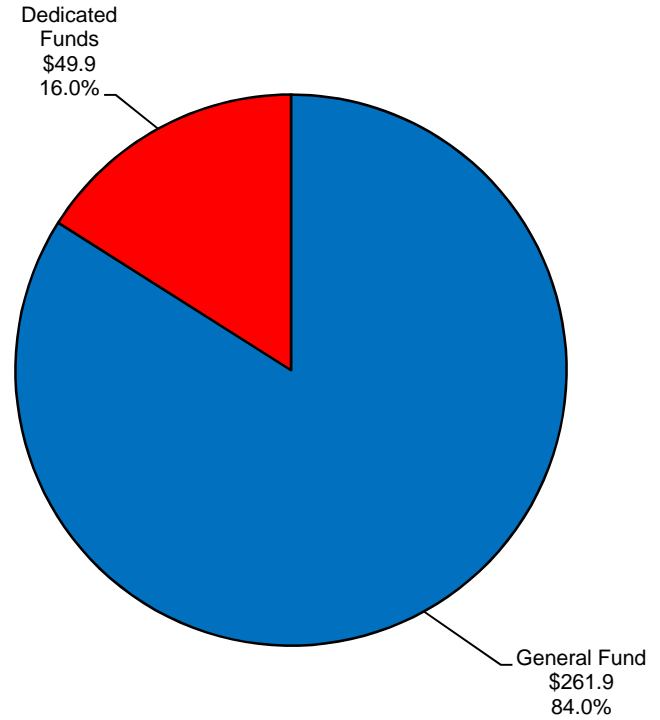


**CONSTRUCTION  
APPROPRIATIONS BY FUND TYPE  
2011-2013 BIENNIUM  
\$633.3 MILLION**

**FY 2011-2012  
\$321.4 Million**



**FY 2012-2013  
\$311.9 Million**



**CONSTRUCTION**

Fund	Fund Center	State Agency Appropriation Name	Appropriations	
			FY 2011-2012	FY 2012-2013
<b>CONSTRUCTION</b>				
<b>GENERAL GOVERNMENT</b>				
<b>State Budget Agency</b>				
State Budget Agency				
19031	1000/219320	Gen General Fund	2,500,000	2,500,000
State Budget Agency - Leases				
19036	1000/219380	Gen General Fund	135,278,273	133,809,560
State Budget Agency Totals				
General Fund			137,778,273	136,309,560
<b>Department of Administration</b>				
Department of Administration				
19031	1000/219320	Gen General Fund	4,931,167	4,031,918
Department of Administration - Leases				
19036	1000/219380	Gen General Fund	50,077,608	45,114,181
30401	6330/219170	Ded Tobacco Master Settlement Agreement	10,930,310	10,930,795
Totals			61,007,918	56,044,976
Department of Administration Totals				
General Fund			55,008,775	49,146,099
Dedicated Funds			10,930,310	10,930,795
Totals			65,939,085	60,076,894
<b>GENERAL GOVERNMENT TOTALS</b>				
General Fund			192,787,048	185,455,659
Dedicated Funds			10,930,310	10,930,795
Totals			203,717,358	196,386,454

**CONSTRUCTION**

Fund	Fund Center	State Agency Appropriation Name	Appropriations	
			FY 2011-2012	FY 2012-2013
<b>PUBLIC SAFETY</b>				
<b>Indiana State Police</b>				
70321	3260/110510	Ded State Police Building Commission	2,506,499	2,506,499
<b>Law Enforcement Training Board</b>				
70411	3290/111010	Ded Law Enforcement Academy Building	335,363	495,364
<b>Adjutant General</b>				
19032	1000/219330	Gen General Fund	125,000	125,000
<b>Department of Correction</b>				
Department of Correction				
19032	1000/219330	Gen General Fund	38,414	38,414
Department of Administration - Correction Leases				
19036	1000/219380	Gen General Fund	50,469,426	50,348,197
70501	3800/109700	Ded Postwar Construction Fund	5,568,984	5,591,304
Totals			56,038,410	55,939,501
State Prison				
19032	1000/219330	Gen General Fund	477,246	477,246
70501	3800/109700	Ded Postwar Construction Fund	2,898,000	600,000
Totals			3,375,246	1,077,246
Pendleton Correctional Facility				
19032	1000/219330	Gen General Fund	628,532	628,532
70501	3800/109700	Ded Postwar Construction Fund	265,000	3,450,000
Totals			893,532	4,078,532
Women's Prison				
19032	1000/219330	Gen General Fund	161,402	161,402
70501	3800/109700	Ded Postwar Construction Fund	0	212,500
Totals			161,402	373,902
New Castle Correctional Facility				
19032	1000/219330	Gen General Fund	175,194	175,194
70501	3800/109700	Ded Postwar Construction Fund	43,800	321,200
Totals			218,994	496,394
Putnamville Correctional Facility				
19032	1000/219330	Gen General Fund	432,411	432,411
70501	3800/109700	Ded Postwar Construction Fund	1,255,000	565,000
Totals			1,687,411	997,411
Indianapolis Re-Entry Education Facility				
19032	1000/219330	Gen General Fund	269,416	269,416
70501	3800/109700	Ded Postwar Construction Fund	291,000	0
Totals			560,416	269,416
Branchville Correctional Facility				
19032	1000/219330	Gen General Fund	136,466	136,466



**CONSTRUCTION**

Fund	Fund Center	State Agency Appropriation Name	Appropriations	
			FY 2011-2012	FY 2012-2013
Westville Correctional Facility				
19032	1000/219330	Gen General Fund	403,165	403,165
70501	3800/109700	Ded Postwar Construction Fund	2,300,000	0
Totals			2,703,165	403,165
Rockville Correctional Facility				
19032	1000/219330	Gen General Fund	178,648	178,648
Plainfield Correctional Facility				
19032	1000/219330	Gen General Fund	331,852	331,852
70501	3800/109700	Ded Postwar Construction Fund	0	966,000
Totals			331,852	1,297,852
Reception and Diagnostic Center				
19032	1000/219330	Gen General Fund	107,232	107,232
70501	3800/109700	Ded Postwar Construction Fund	242,000	500,000
Totals			349,232	607,232
Correctional Industrial Facility				
19032	1000/219330	Gen General Fund	292,086	292,086
70501	3800/109700	Ded Postwar Construction Fund	326,000	700,000
Totals			618,086	992,086
Wabash Valley Correctional Facility				
19032	1000/219330	Gen General Fund	304,410	304,410
70501	3800/109700	Ded Postwar Construction Fund	0	160,000
Totals			304,410	464,410
Miami Correctional Facility				
19032	1000/219330	Gen General Fund	332,280	332,280
Chain O' Lakes Correctional Facility				
19032	1000/219330	Gen General Fund	38,414	38,414
70501	3800/109700	Ded Postwar Construction Fund	0	500,000
Totals			38,414	538,414
Edinburgh Correctional Facility				
19032	1000/219330	Gen General Fund	100,000	100,000
Madison Correctional Facility				
19032	1000/219330	Gen General Fund	500,000	500,000
70501	3800/109700	Ded Postwar Construction Fund	90,000	0
Totals			590,000	500,000
Henryville Correctional Facility				
19032	1000/219330	Gen General Fund	50,000	50,000
Pendleton Juvenile Correctional Facility				
19032	1000/219330	Gen General Fund	114,369	114,369
Camp Summit Correctional Facility				
19032	1000/219330	Gen General Fund	100,000	100,000
South Bend Juvenile Correctional Facility				
19032	1000/219330	Gen General Fund	67,140	67,140
North Central Juvenile Correctional Facility				
19032	1000/219330	Gen General Fund	100,000	100,000

**CONSTRUCTION**

Fund	Fund Center	State Agency Appropriation Name	Appropriations	
			FY 2011-2012	FY 2012-2013
		Department of Correction Totals		
		General Fund	55,808,103	55,686,874
		Dedicated Funds	13,279,784	13,566,004
		Totals	69,087,887	69,252,878
		<b>PUBLIC SAFETY TOTALS</b>		
		General Fund	55,933,103	55,811,874
		Dedicated Funds	16,121,646	16,567,867
		Totals	72,054,749	72,379,741

**CONSTRUCTION**

Fund	Fund Center	State Agency Appropriation Name	Appropriations	
			FY 2011-2012	FY 2012-2013
<b>CONSERVATION AND ENVIRONMENT</b>				
<b>Department of Natural Resources</b>				
Department of Natural Resources - General Administration				
19033	1000/219340	Gen General Fund	451,950	451,950
Fish and Wildlife				
19033	1000/219340	Gen General Fund	1,849,579	1,849,579
Forestry				
19033	1000/219340	Gen General Fund	1,861,700	1,861,700
Museums and Historic Sites				
19033	1000/219340	Gen General Fund	999,484	999,483
State Museum				
19033	1000/219340	Gen General Fund	381,714	381,714
Nature Preserves				
19033	1000/219340	Gen General Fund	524,236	524,236
Outdoor Recreation				
19033	1000/219340	Gen General Fund	145,322	145,323
State Parks and Reservoir Management				
19033	1000/219340	Gen General Fund	7,479,687	7,479,687
42101	3980/113390	Ded Cigarette Tax	1,800,000	1,800,000
Totals			9,279,687	9,279,687
Division of Water				
19033	1000/219340	Gen General Fund	2,109,500	2,109,500
Enforcement				
19033	1000/219340	Gen General Fund	446,617	446,617
Entomology				
19033	1000/219340	Gen General Fund	250,000	250,000
Department of Natural Resources Totals				
General Fund			16,499,789	16,499,789
Dedicated Funds			1,800,000	1,800,000
Totals			18,299,789	18,299,789
<b>Other Natural Resources</b>				
<b>Kankakee River Basin Commission</b>				
30301	3880/390000	Ded Build Indiana	500,000	500,000
<b>War Memorials Commission</b>				
19033	1000/219340	Gen General Fund	1,567,000	809,000
<b>Indiana State Museum and Historic Sites Corporation</b>				
Transferred Funds			1,381,198	1,381,197
Other Natural Resources Totals				
General Fund			1,567,000	809,000
Dedicated Funds			500,000	500,000
Totals			2,067,000	1,309,000

**CONSTRUCTION**

Fund	Fund Center	State Agency Appropriation Name	Appropriations	
			FY 2011-2012	FY 2012-2013
CONSERVATION AND ENVIRONMENT TOTALS				
		General Fund	18,066,789	17,308,789
		Dedicated Funds	2,300,000	2,300,000
		Totals	20,366,789	19,608,789

**CONSTRUCTION**

Fund	Fund Center	State Agency Appropriation Name	Appropriations	
			FY 2011-2012	FY 2012-2013
<b>TRANSPORTATION</b>				
<b>Department of Transportation</b>				
Department of Transportation - Buildings and Grounds				
30501	4000/105890	Ded State Highway	12,500,000	12,500,000
Airport Development				
30301	3880/390000	Ded Build Indiana	1,200,000	1,200,000
<b>TRANSPORTATION TOTALS</b>				
Dedicated Funds			13,700,000	13,700,000

**CONSTRUCTION**

Fund	Fund Center	State Agency Appropriation Name	Appropriations	
			FY 2011-2012	FY 2012-2013
<b>HEALTH AND HUMAN SERVICES</b>				
<b>Family and Social Services Administration</b>				
FSSA - Division of Mental Health				
70501	3800/109700	Ded Postwar Construction Fund	900,000	900,000
Evansville Psychiatric Children's Center				
19034	1000/219360	Gen General Fund	22,500	22,500
70501	3800/109700	Ded Postwar Construction Fund	223,916	96,800
Totals			246,416	119,300
Evansville State Hospital				
19034	1000/219360	Gen General Fund	391,963	391,962
70501	3800/109700	Ded Postwar Construction Fund	129,000	796,500
Totals			520,963	1,188,462
Madison State Hospital				
19034	1000/219360	Gen General Fund	464,104	464,104
Logansport State Hospital				
19034	1000/219360	Gen General Fund	431,572	431,572
70501	3800/109700	Ded Postwar Construction Fund	572,450	19,250
Totals			1,004,022	450,822
Richmond State Hospital				
19034	1000/219360	Gen General Fund	550,000	550,000
70501	3800/109700	Ded Postwar Construction Fund	1,304,002	377,850
Totals			1,854,002	927,850
Larue Carter Memorial Hospital				
19034	1000/219360	Gen General Fund	916,559	916,559
70501	3800/109700	Ded Postwar Construction Fund	505,000	505,000
Totals			1,421,559	1,421,559
Family and Social Services Administration Totals				
General Fund			2,776,698	2,776,697
Dedicated Funds			3,634,368	2,695,400
Totals			6,411,066	5,472,097
<b>Public Health</b>				
<b>Special Institutions</b>				
School for the Blind and Visually Impaired				
19034	1000/219360	Gen General Fund	282,857	282,857
70501	3800/109700	Ded Postwar Construction Fund	375,160	375,160
Totals			658,017	658,017
School for the Deaf				
19034	1000/219360	Gen General Fund	282,857	282,857
70501	3800/109700	Ded Postwar Construction Fund	872,723	0
Totals			1,155,580	282,857
Indiana Veterans' Home				
70721	3950/158500	Ded Veterans' Home Building	3,369,779	3,369,778

**CONSTRUCTION**

Fund	Fund Center	State Agency Appropriation Name	Appropriations	
			FY 2011-2012	FY 2012-2013
		Public Health Totals		
		General Fund	565,714	565,714
		Dedicated Funds	4,617,662	3,744,938
		Totals	5,183,376	4,310,652
		HEALTH AND HUMAN SERVICES TOTALS		
		General Fund	3,342,412	3,342,411
		Dedicated Funds	8,252,030	6,440,338
		Totals	11,594,442	9,782,749

**CONSTRUCTION**

Fund	Fund Center	State Agency Appropriation Name	Appropriations	
			FY 2011-2012	FY 2012-2013
<b>CONSTRUCTION TOTALS</b>				
		General Fund	270,129,352	261,918,733
		Dedicated Funds	51,303,986	49,939,000
		Totals	321,433,338	311,857,733



## 2011-2013 Construction Budget Totals

Fund		FY 2011-2012	FY 2012-2013	Biennial Appropriation
2011 GF - General Government	GF	7,431,168	6,531,917	13,963,085
2011 GF - Public Safety	GF	5,463,677	5,463,677	10,927,354
2011 GF - Conservation & Environment	GF	18,066,791	17,308,787	35,375,578
2011 GF - Health & Human Services	GF	3,342,412	3,342,411	6,684,823
2011 GF - Leases - Lease Rentals	GF	235,825,307	229,271,938	465,097,245
Total General Fund		270,129,355	261,918,730	532,048,085
2011 State Police Building Fund	SPF	2,506,499	2,506,499	5,012,998
2011 Law Enforcement Training Fund	LETF	335,364	495,363	830,727
2011 Post War Construction Fund	PWCF	12,593,051	11,045,260	23,638,311
2011 Post War Construction Fund - Lease Rentals	PWCF	5,568,984	5,591,304	11,160,288
2011 Build Indiana Fund	BIF	1,700,000	1,700,000	3,400,000
2011 Veterans' Home Fund	VHF	3,369,779	3,369,778	6,739,557
2011 Cigarette Tax Fund	CTF	1,800,000	1,800,000	3,600,000
2011 State Highway Fund	SHF	12,500,000	12,500,000	25,000,000
2011 Regional Health Care Construction - Lease Rentals	RHF	10,930,310	10,930,795	21,861,105
Total Dedicated Funds		51,303,987	49,938,999	101,242,986
GRAND TOTAL		321,433,342	311,857,729	633,291,071

**2011-2013 Preventive Maintenance**

Agency/Facility	Fund	FY 2011-2012	FY 2012-2013	Biennial Appropriation
Department of Administration	GF	3,920,918	3,920,917	7,841,835
Adjutant General	GF	125,000	125,000	250,000
Indiana State Police	SPF	633,499	633,499	1,266,998
Law Enforcement Training Board	LETF	165,364	165,363	330,727
Department of Correction	GF	38,414	38,414	76,828
State Prison	GF	477,246	477,246	954,492
Pendleton Correctional Facility	GF	628,532	628,532	1,257,064
Correctional Industrial Facility	GF	292,086	292,086	584,172
Women's Prison	GF	161,402	161,402	322,804
Putnamville Correctional Facility	GF	432,411	432,411	864,822
Wabash Valley Correctional Facility	GF	304,410	304,410	608,820
Indianapolis Re-Entry Education Facility	GF	269,416	269,416	538,832
Branchville Correctional Facility	GF	136,466	136,466	272,932
Westville Correctional Facility	GF	403,165	403,165	806,330
Rockville Correctional Facility	GF	178,648	178,648	357,296
Plainfield Correctional Facility	GF	331,852	331,852	663,704
Reception and Diagnostic Center	GF	107,232	107,232	214,464
Miami Correctional Facility	GF	332,280	332,280	664,560
New Castle Correctional Facility	GF	175,194	175,194	350,388
Chain O' Lakes Correctional Facility	GF	38,414	38,414	76,828
Edinburgh Correctional Facility	GF	100,000	100,000	200,000
Madison Correctional Facility	GF	500,000	500,000	1,000,000
Henryville Correctional Facility	GF	50,000	50,000	100,000
Pendleton Juvenile Correctional Facility	GF	114,369	114,369	228,738
Camp Summit Correctional Facility	GF	100,000	100,000	200,000
South Bend Juvenile Correctional Facility	GF	67,140	67,140	134,280
North Central Juvenile Correctional Facility	GF	100,000	100,000	200,000
Department of Natural Resources - General Administration	GF	103,200	103,200	206,400
Fish and Wildlife	GF	1,339,579	1,339,579	2,679,158
Forestry	GF	1,043,700	1,043,700	2,087,400
Museums and Historic Sites	GF	440,825	440,825	881,650
Nature Preserves	GF	114,750	114,750	229,500
Outdoor Recreation	GF	26,000	26,000	52,000
State Parks and Reservoir Management	GF	1,539,675	1,539,675	3,079,350
State Parks and Reservoir Management	CTF	1,800,000	1,800,000	3,600,000
Division of Water	GF	77,500	77,500	155,000
Enforcement	GF	228,830	228,830	457,660
State Museum	GF	381,714	381,714	763,428
War Memorials Commission	GF	617,000	617,000	1,234,000
Evansville Psychiatric Children's Center	GF	22,500	22,500	45,000
Evansville State Hospital	GF	391,963	391,962	783,925
Madison State Hospital	GF	464,104	464,104	928,208
Logansport State Hospital	GF	431,572	431,572	863,144
Richmond State Hospital	GF	550,000	550,000	1,100,000
Larue Carter Memorial Hospital	GF	916,559	916,559	1,833,118
School for the Blind and Visually Impaired	GF	282,857	282,857	565,714
School for the Deaf	GF	282,857	282,857	565,714
Indiana Veterans' Home	VHF	750,000	750,000	1,500,000
<b>Total</b>		<b>21,988,643</b>	<b>21,988,640</b>	<b>43,977,283</b>

**2011-2013 Construction Project Details**

Agn	Appropriation Name Type Project	Fund	FY 2011-2012	FY 2012-2013	Biennial Appropriation
<b>GENERAL GOVERNMENT</b>					
057	State Budget Agency				
	Project Health and Safety Contingency Fund	GF	2,500,000	2,500,000	5,000,000
057	State Budget Agency - Leases				
	Lease Convention Center Lease Rental - FY12	GF	25,678,393	0	25,678,393
	Lease Convention Center Lease Rental - FY13	GF	0	24,645,141	24,645,141
	Lease Airport Facilities Lease	GF	22,095,112	21,683,592	43,778,704
	Lease Aviation Technology Center	GF	1,112,098	1,110,765	2,222,863
	Lease Stadium Lease Rental - FY12	GF	86,392,670	0	86,392,670
	Lease Stadium Lease Rental - FY13	GF	0	86,370,062	86,370,062
		GF	135,278,273	133,809,560	269,087,833
061	Department of Administration				
	PM Preventive Maintenance	GF	3,920,918	3,920,917	7,841,835
	R&R Replace Roof on Logistics Center	GF	935,000	0	935,000
	R&R Upgrade Fire Alarm System	GF	0	111,000	111,000
	R&R Replace Ceilings in State House	GF	75,250	0	75,250
		GF	4,931,168	4,031,917	8,963,085
061	Department of Administration - Leases				
	Lease Lease - Government Center North	GF	13,896,855	19,978,910	33,875,765
	Lease Lease - Government Center South	GF	19,504,967	6,418,356	25,923,323
	Lease Lease - Parking Garages	GF	2,704,570	4,662,623	7,367,193
	Lease Lease - Toxicology Lab	GF	5,212,106	5,212,106	10,424,212
	Lease Lease - State Museum	GF	7,984,007	8,053,289	16,037,296
	Lease Lease - Evansville State Hospital	RHF	3,033,743	3,034,228	6,067,971
	Lease Lease - Logansport State Hospital	RHF	3,190,293	3,190,293	6,380,586
	Lease Lease - Southeast Regional Treatment	RHF	4,706,274	4,706,274	9,412,548
	Lease Lease - McCarty Street Warehouse	GF	775,103	788,897	1,564,000
		GF	50,077,608	45,114,181	95,191,789
		RHF	10,930,310	10,930,795	21,861,105
			61,007,918	56,044,976	117,052,894
<b>GENERAL GOVERNMENT TOTAL</b>					
		GF	192,787,049	185,455,658	378,242,707
		RHF	10,930,310	10,930,795	21,861,105
			203,717,359	196,386,453	400,103,812
<b>PUBLIC SAFETY</b>					
110	Adjutant General				
	PM Preventive Maintenance	GF	125,000	125,000	250,000
100	Indiana State Police				
	PM Preventive Maintenance	SPF	633,499	633,499	1,266,998
	R&R A/C Upgrades	SPF	98,000	98,000	196,000
	R&R Roof Replacements	SPF	125,000	125,000	250,000
	R&R Miscellaneous Maintenance Projects	SPF	150,000	150,000	300,000
	Project Patrol Vehicles	SPF	1,500,000	1,500,000	3,000,000
		SPF	2,506,499	2,506,499	5,012,998
103	Law Enforcement Training Board				
	PM Preventive Maintenance	LETF	165,364	165,363	330,727
	R&R Freezers/Coolers Replacement	LETF	110,000	0	110,000
	R&R Control Joint Caulk, Seal, Clean	LETF	60,000	0	60,000
	R&R Outdoor Firing Range Reclamation	LETF	0	100,000	100,000
	R&R Indoor Range Upgrade	LETF	0	100,000	100,000
	R&R Toxicology Lab Remodel	LETF	0	30,000	30,000
	R&R Dormitory Room Upgrade	LETF	0	100,000	100,000
		LETF	335,364	495,363	830,727

2011-2013 Construction Project Details

Agn	Appropriation Name	Fund	FY 2011-2012	FY 2012-2013	Biennial
Type	Project				Appropriation
061	Department of Administration - Correction Leases				
Lease	Lease - Wabash Valley Correctional	GF	8,254,170	8,625,178	16,879,348
Lease	Lease - Rockville Correctional	PWCF	5,568,984	5,591,304	11,160,288
Lease	Lease - Miami Correctional	GF	23,972,128	23,577,467	47,549,595
Lease	Lease - Pendleton Juvenile Correctional	GF	4,851,726	4,827,334	9,679,060
Lease	Lease - New Castle Correctional	GF	13,391,402	13,318,218	26,709,620
		GF	50,469,426	50,348,197	100,817,623
		PWCF	5,568,984	5,591,304	11,160,288
			56,038,410	55,939,501	111,977,911
615	Department of Correction				
PM	Preventive Maintenance	GF	38,414	38,414	76,828
620	State Prison				
PM	Preventive Maintenance	GF	477,246	477,246	954,492
R&R	Hot Water Generating Station	PWCF	2,200,000	0	2,200,000
R&R	Boiler Controls	PWCF	98,000	0	98,000
R&R	Steam Line Replacement	PWCF	600,000	600,000	1,200,000
		GF	477,246	477,246	954,492
		PWCF	2,898,000	600,000	3,498,000
			3,375,246	1,077,246	4,452,492
630	Pendleton Correctional Facility				
PM	Preventive Maintenance	GF	628,532	628,532	1,257,064
R&R	Repair Facility Perimeter Wall	PWCF	0	3,200,000	3,200,000
R&R	Replace Infirmary Locking Devices	PWCF	265,000	0	265,000
R&R	Perimeter Wall Study	PWCF	0	250,000	250,000
		GF	628,532	628,532	1,257,064
		PWCF	265,000	3,450,000	3,715,000
			893,532	4,078,532	4,972,064
635	Correctional Industrial Facility				
PM	Preventive Maintenance	GF	292,086	292,086	584,172
R&R	Replace HVAC Control Systems	PWCF	326,000	0	326,000
R&R	Housing Unit Windows	PWCF	0	700,000	700,000
		GF	292,086	292,086	584,172
		PWCF	326,000	700,000	1,026,000
			618,086	992,086	1,610,172
640	Women's Prison				
PM	Preventive Maintenance	GF	161,402	161,402	322,804
R&R	Repair Exterior Masonry	PWCF	0	212,500	212,500
		GF	161,402	161,402	322,804
		PWCF	0	212,500	212,500
			161,402	373,902	535,304
650	Putnamville Correctional Facility				
PM	Preventive Maintenance	GF	432,411	432,411	864,822
R&R	Refurbish Powerhouse Switch Gear	PWCF	605,000	0	605,000
R&R	Replacement of Fire Alarm System	PWCF	650,000	0	650,000
R&R	Replace Roof on Food Service Building	PWCF	0	315,000	315,000
Project	Construct New Fire Station	PWCF	0	250,000	250,000
		GF	432,411	432,411	864,822
		PWCF	1,255,000	565,000	1,820,000
			1,687,411	997,411	2,684,822
665	Wabash Valley Correctional Facility				
PM	Preventive Maintenance	GF	304,410	304,410	608,820
R&R	Replace Locking Devices	PWCF	0	160,000	160,000
		GF	304,410	304,410	608,820
		PWCF	0	160,000	160,000
			304,410	464,410	768,820

**2011-2013 Construction Project Details**

Agn	Appropriation Name Type Project	Fund	FY 2011-2012	FY 2012-2013	Biennial Appropriation
660	Indianapolis Re-Entry Education Facility				
	PM Preventive Maintenance	GF	269,416	269,416	538,832
	R&R Plumbing Renovation in Housing Units	PWCF	165,000	0	165,000
	R&R Replace Steam Line	PWCF	126,000	0	126,000
		GF	269,416	269,416	538,832
		PWCF	291,000	0	291,000
			560,416	269,416	829,832
675	Branchville Correctional Facility				
	PM Preventive Maintenance	GF	136,466	136,466	272,932
680	Westville Correctional Facility				
	PM Preventive Maintenance	GF	403,165	403,165	806,330
	R&R Refurbish Water System	PWCF	1,150,000	0	1,150,000
	R&R Replace Roof on Maximum Control Complex	PWCF	1,150,000	0	1,150,000
		GF	403,165	403,165	806,330
		PWCF	2,300,000	0	2,300,000
			2,703,165	403,165	3,106,330
685	Rockville Correctional Facility				
	PM Preventive Maintenance	GF	178,648	178,648	357,296
690	Plainfield Correctional Facility				
	PM Preventive Maintenance	GF	331,852	331,852	663,704
	R&R Refurbish Water Treatment System	PWCF	0	416,000	416,000
	R&R Demolition of Cottage #10	PWCF	0	550,000	550,000
		GF	331,852	331,852	663,704
		PWCF	0	966,000	966,000
			331,852	1,297,852	1,629,704
695	Reception and Diagnostic Center				
	PM Preventive Maintenance	GF	107,232	107,232	214,464
	R&R Repair Masonry	PWCF	242,000	0	242,000
	R&R Replace Cell Doors	PWCF	0	100,000	100,000
	Project Fire Egress Stairwells	PWCF	0	400,000	400,000
		GF	107,232	107,232	214,464
		PWCF	242,000	500,000	742,000
			349,232	607,232	956,464
618	Miami Correctional Facility				
	PM Preventive Maintenance	GF	332,280	332,280	664,560
645	New Castle Correctional Facility				
	PM Preventive Maintenance	GF	175,194	175,194	350,388
	R&R Replace Steam Distribution Line	PWCF	43,800	321,200	365,000
		GF	175,194	175,194	350,388
		PWCF	43,800	321,200	365,000
			218,994	496,394	715,388
614	Chain O' Lakes Correctional Facility				
	PM Preventive Maintenance	GF	38,414	38,414	76,828
	Project Construct New Maintenance Building	PWCF	0	180,000	180,000
	Project Construct New Dormitory	PWCF	0	320,000	320,000
		GF	38,414	38,414	76,828
		PWCF	0	500,000	500,000
			38,414	538,414	576,828
697	Edinburgh Correctional Facility				
	PM Preventive Maintenance	GF	100,000	100,000	200,000
667	Madison Correctional Facility				
	PM Preventive Maintenance	GF	500,000	500,000	1,000,000
	R&R Replace Windows in Housing Units	PWCF	90,000	0	90,000
		GF	500,000	500,000	1,000,000
		PWCF	90,000	0	90,000
			590,000	500,000	1,090,000

**2011-2013 Construction Project Details**

Agn	Appropriation Name Type Project	Fund	FY 2011-2012	FY 2012-2013	Biennial Appropriation
607	Henryville Correctional Facility PM Preventive Maintenance	GF	50,000	50,000	100,000
655	Pendleton Juvenile Correctional Facility PM Preventive Maintenance	GF	114,369	114,369	228,738
661	Camp Summit Correctional Facility PM Preventive Maintenance	GF	100,000	100,000	200,000
687	South Bend Juvenile Correctional Facility PM Preventive Maintenance	GF	67,140	67,140	134,280
616	North Central Juvenile Correctional Facility PM Preventive Maintenance	GF	100,000	100,000	200,000
<b>PUBLIC SAFETY TOTAL</b>					
		GF	55,933,103	55,811,874	111,744,977
		SPF	2,506,499	2,506,499	5,012,998
		LETF	335,364	495,363	830,727
		PWCF	13,279,784	13,566,004	26,845,788
			72,054,750	72,379,740	144,434,490
<b>CONSERVATION AND ENVIRONMENT</b>					
300	Department of Natural Resources - General Administration				
	PM Preventive Maintenance	GF	103,200	103,200	206,400
	R&R DNR General Administration R & R	GF	348,750	348,750	697,500
		GF	451,950	451,950	903,900
300	Fish and Wildlife				
	PM Preventive Maintenance	GF	1,339,579	1,339,579	2,679,158
	R&R Fish & Wildlife General R & R	GF	510,000	510,000	1,020,000
		GF	1,849,579	1,849,579	3,699,158
300	Forestry				
	PM Preventive Maintenance	GF	1,043,700	1,043,700	2,087,400
	R&R Forestry General R & R	GF	818,000	818,000	1,636,000
		GF	1,861,700	1,861,700	3,723,400
300	Museums and Historic Sites				
	PM Preventive Maintenance	GF	440,825	440,825	881,650
	R&R Historic Sites General R & R	GF	558,659	558,658	1,117,317
		GF	999,484	999,483	1,998,967
300	Nature Preserves				
	PM Preventive Maintenance	GF	114,750	114,750	229,500
	R&R Nature Preserves General R & R	GF	409,486	409,486	818,972
		GF	524,236	524,236	1,048,472
300	Outdoor Recreation				
	PM Preventive Maintenance	GF	26,000	26,000	52,000
	R&R Outdoor Recreation General R & R	GF	119,323	119,322	238,645
		GF	145,323	145,322	290,645
300	State Parks and Reservoir Management				
	PM Preventive Maintenance	GF	1,539,675	1,539,675	3,079,350
	PM Preventive Maintenance	CTF	1,800,000	1,800,000	3,600,000
	R&R SP - Wastewater Treatment R & R	GF	760,286	760,286	1,520,572
	R&R SP - General Rehabilitation R & R	GF	1,667,003	1,667,002	3,334,005
	R&R SP - Inns R & R	GF	694,426	694,426	1,388,852
	R&R SP - Cabin Rehabilitation R & R	GF	521,325	521,325	1,042,650
	R&R SP - Nature/Ed Center R & R	GF	564,851	564,850	1,129,701
	R&R SP - Lakes & Reservoirs R & R	GF	356,080	356,080	712,160
	R&R SP - Pools R & R	GF	223,528	223,528	447,056
	R&R Prophetstown Pool	GF	500,000	500,000	1,000,000
	Project State Parks Bond Payments	GF	470,514	470,514	941,028
	Project Falls of the Ohio Lease	GF	182,000	182,000	364,000
		GF	7,479,688	7,479,686	14,959,374
		CTF	1,800,000	1,800,000	3,600,000
			9,279,688	9,279,686	18,559,374

**2011-2013 Construction Project Details**

Agn	Appropriation Name Type Project	Fund	FY 2011-2012	FY 2012-2013	Biennial Appropriation
300	Division of Water				
	PM Preventive Maintenance	GF	77,500	77,500	155,000
	R&R Division of Water General R & R	GF	792,500	792,500	1,585,000
	R&R Dams General R & R	GF	1,239,500	1,239,500	2,479,000
		GF	2,109,500	2,109,500	4,219,000
300	Enforcement				
	PM Preventive Maintenance	GF	228,830	228,830	457,660
	R&R Law Enforcement General R & R	GF	217,787	217,787	435,574
		GF	446,617	446,617	893,234
300	State Museum				
	PM Preventive Maintenance	GF	381,714	381,714	763,428
300	Entomology				
	R&R Entomology (Invasive Species)	GF	250,000	250,000	500,000
315	War Memorials Commission				
	PM Preventive Maintenance	GF	617,000	617,000	1,234,000
	R&R SSM Victory Refurbishment	GF	750,000	0	750,000
	R&R Window and Door Rehabilitation	GF	200,000	0	200,000
	R&R Candeobra Rehabilitation	GF	0	192,000	192,000
		GF	1,567,000	809,000	2,376,000
322	Kankakee River Basin Commission				
	R&R Kankakee River Basin	BIF	500,000	500,000	1,000,000
<b>CONSERVATION AND ENVIRONMENT TOTAL</b>					
		GF	18,066,791	17,308,787	35,375,578
		BIF	500,000	500,000	1,000,000
		CTF	1,800,000	1,800,000	3,600,000
			20,366,791	19,608,787	39,975,578
<b>TRANSPORTATION</b>					
800	Department of Transportation - Buildings and Grounds				
	Project Buildings and Grounds	SHF	12,500,000	12,500,000	25,000,000
800	Airport Development				
	Project Airport Development	BIF	1,200,000	1,200,000	2,400,000
<b>TRANSPORTATION TOTAL</b>					
		BIF	1,200,000	1,200,000	2,400,000
		SHF	12,500,000	12,500,000	25,000,000
			13,700,000	13,700,000	27,400,000
<b>HEALTH AND HUMAN SERVICES</b>					
410	FSSA - Division of Mental Health				
	R&R State Operated Fac. Pharmacy System	PWCF	900,000	900,000	1,800,000
415	Evansville Psychiatric Children's Center				
	PM Preventive Maintenance	GF	22,500	22,500	45,000
	R&R Remove and Replace Shakes and Shingles	PWCF	72,116	0	72,116
	R&R Replace Fluorescent Lighting	PWCF	30,800	0	30,800
	Project Generator	PWCF	121,000	0	121,000
	Project Sprinkler System	PWCF	0	96,800	96,800
		GF	22,500	22,500	45,000
		PWCF	223,916	96,800	320,716
			246,416	119,300	365,716
425	Evansville State Hospital				
	PM Preventive Maintenance	GF	391,963	391,962	783,925
	R&R Smoke Damper Controls	PWCF	69,000	0	69,000
	R&R Upgrade Pump Package Controls	PWCF	60,000	0	60,000
	R&R Building #7 Repairs	PWCF	0	116,500	116,500
	Project Security/Surveillance Cameras	PWCF	0	680,000	680,000
		GF	391,963	391,962	783,925
		PWCF	129,000	796,500	925,500
			520,963	1,188,462	1,709,425

**2011-2013 Construction Project Details**

Agn	Appropriation Name Type Project	Fund	FY 2011-2012	FY 2012-2013	Biennial Appropriation
430	Madison State Hospital PM Preventive Maintenance	GF	464,104	464,104	928,208
435	Logansport State Hospital				
	PM Preventive Maintenance	GF	431,572	431,572	863,144
	R&R Kitchen Replacement Equipment	PWCF	150,000	0	150,000
	R&R Roof Replacement Building #1	PWCF	403,200	0	403,200
	R&R Underground Valve Replacement	PWCF	19,250	19,250	38,500
		GF	431,572	431,572	863,144
		PWCF	572,450	19,250	591,700
			1,004,022	450,822	1,454,844
440	Richmond State Hospital				
	PM Preventive Maintenance	GF	550,000	550,000	1,100,000
	R&R Roof Recovery/Replacement Various Bldgs.	PWCF	716,152	0	716,152
	R&R Tunnel Repair and Infrastructure	PWCF	72,500	0	72,500
	R&R Water Softeners Food Service & Kitchen	PWCF	137,500	0	137,500
	R&R Security Window Replacement RTC	PWCF	254,100	254,100	508,200
	R&R Bedroom Door Replacement RTC	PWCF	123,750	123,750	247,500
		GF	550,000	550,000	1,100,000
		PWCF	1,304,002	377,850	1,681,852
			1,854,002	927,850	2,781,852
450	Larue Carter Memorial Hospital				
	PM Preventive Maintenance	GF	916,559	916,559	1,833,118
	R&R Deaerator Tank Replacement	PWCF	287,500	287,500	575,000
	R&R Kitchen Air Handler Replacement	PWCF	217,500	217,500	435,000
		GF	916,559	916,559	1,833,118
		PWCF	505,000	505,000	1,010,000
			1,421,559	1,421,559	2,843,118
550	School for the Blind and Visually Impaired				
	PM Preventive Maintenance	GF	282,857	282,857	565,714
	R&R Install New Elevators	PWCF	125,160	125,160	250,320
	R&R Repair Exterior Walkways	PWCF	250,000	250,000	500,000
		GF	282,857	282,857	565,714
		PWCF	375,160	375,160	750,320
			658,017	658,017	1,316,034
560	School for the Deaf				
	PM Preventive Maintenance	GF	282,857	282,857	565,714
	R&R Replace Perimeter Fence	PWCF	200,000	0	200,000
	R&R Update Library	PWCF	259,785	0	259,785
	R&R Replace Air Conditioning	PWCF	412,938	0	412,938
		GF	282,857	282,857	565,714
		PWCF	872,723	0	872,723
			1,155,580	282,857	1,438,437
570	Indiana Veterans' Home				
	PM Preventive Maintenance	VHF	750,000	750,000	1,500,000
	R&R Emergency Power Generators & Switchgear	VHF	750,000	750,000	1,500,000
	R&R Commissary Roof Replacement	VHF	112,500	112,500	225,000
	R&R Commissary HVAC Replacement	VHF	250,000	250,000	500,000
	R&R Dewey Elevator Replacement	VHF	255,000	255,000	510,000
	R&R Tunnel Steam & Condensate Line	VHF	1,150,000	1,150,000	2,300,000
	R&R Miscellaneous R&R	VHF	102,279	102,278	204,557
		VHF	3,369,779	3,369,778	6,739,557
<b>HEALTH AND HUMAN SERVICES TOTAL</b>					
		GF	3,342,412	3,342,411	6,684,823
		PWCF	4,882,251	3,070,560	7,952,811
		VHF	3,369,779	3,369,778	6,739,557
			11,594,442	9,782,749	21,377,191