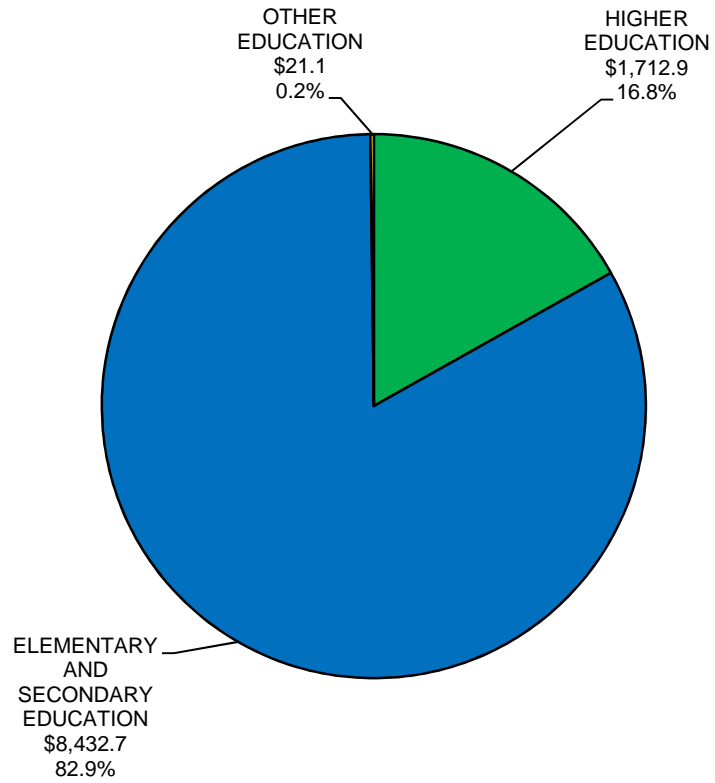


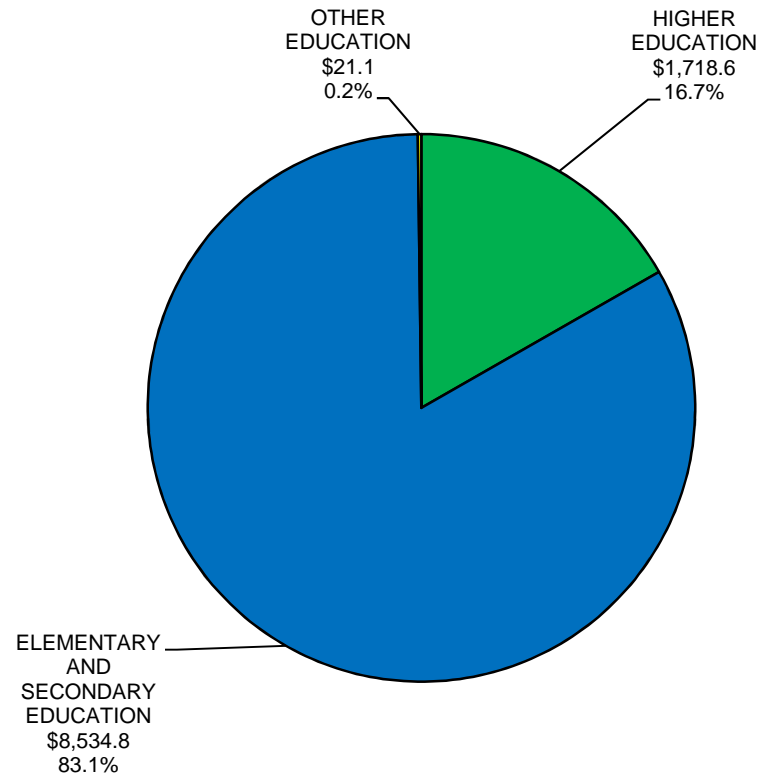
VII — EDUCATION

EDUCATION
APPROPRIATIONS BY SUB-DIVISION SHARE
2011-2013 BIENNIUM
\$20,441.1 MILLION

FY 2011-2012
\$10,166.7 Million

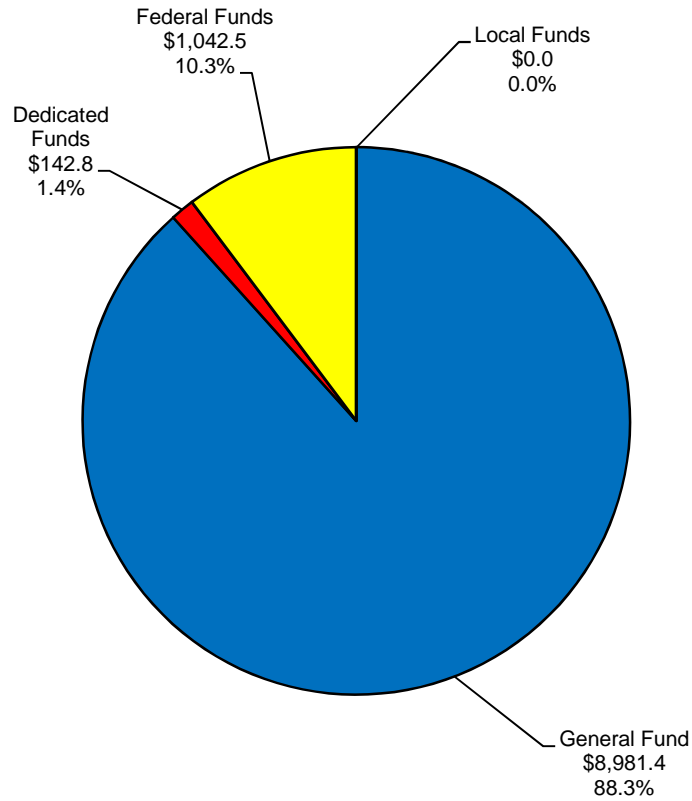


FY 2012-2013
\$10,274.5 Million

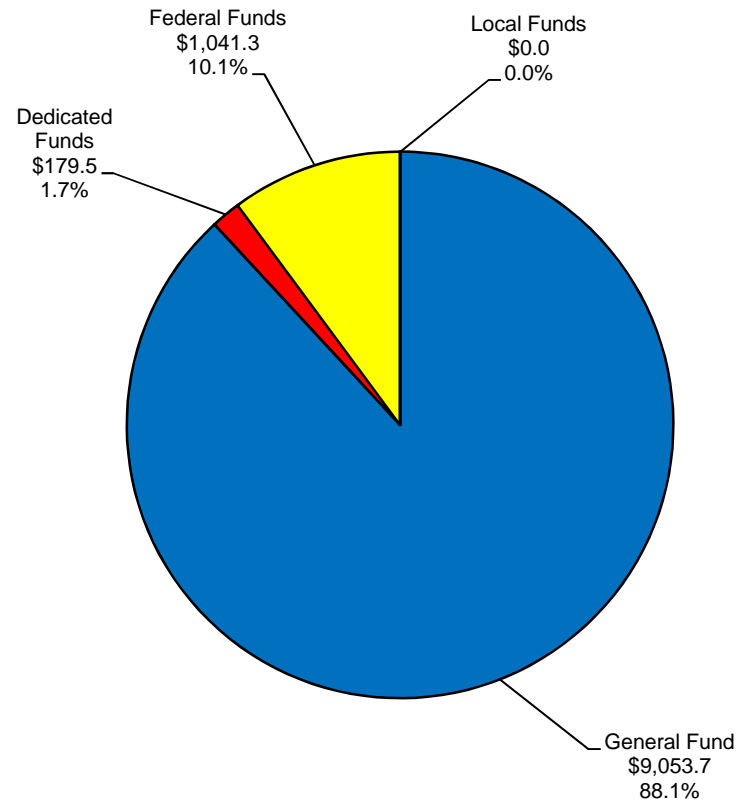


**EDUCATION
APPROPRIATIONS BY FUND TYPE
2011-2013 BIENNIUM
\$20,441.1 MILLION**

**FY 2011-2012
\$10,166.7 Million**



**FY 2012-2013
\$10,274.5 Million**



VII-1

EDUCATION

Fund	Fund Center	State Agency Appropriation Name	Appropriations	
			FY 2011-2012	FY 2012-2013
EDUCATION				
HIGHER EDUCATION				
Indiana University				
14210	1000/107500	Bloomington Campus		
		General Operating	180,268,458	180,268,458
		Fee Replacement	22,984,251	15,668,143
		Totals	203,252,709	195,936,601
Regional Campuses				
East				
		General Operating	8,330,921	8,330,921
		Fee Replacement	1,399,673	1,399,262
		Totals	9,730,594	9,730,183
Kokomo				
		General Operating	11,354,682	11,354,682
		Fee Replacement	1,819,808	1,818,053
		Totals	13,174,490	13,172,735
Northwest				
		General Operating	16,275,368	16,275,368
		Fee Replacement	2,595,769	2,801,821
		Totals	18,871,137	19,077,189
South Bend				
		General Operating	21,756,890	21,756,890
		Fee Replacement	4,263,191	4,263,860
		Totals	26,020,081	26,020,750
Southeast				
		General Operating	18,976,859	18,976,859
		Fee Replacement	3,046,340	3,052,964
		Totals	22,023,199	22,029,823
14220	1000/107510	Indiana University Regional Campuses Totals		
		Gen General Fund	89,819,501	90,030,680
Indiana University - Purdue University at Indianapolis				
Health Divisions				
		General Operating	98,042,060	98,042,060
		Fee Replacement	2,919,493	3,626,825
		Totals	100,961,553	101,668,885
University of Southern Indiana RMC				
		General Operating	1,603,670	1,603,670
Indiana Univ.-Purdue Univ. Ft. Wayne RMC				
		General Operating	1,475,274	1,475,274
Indiana University - Northwest RMC				
		General Operating	2,095,829	2,095,829

VII-2

EDUCATION

Fund	Fund Center	State Agency Appropriation Name	Appropriations	
			FY 2011-2012	FY 2012-2013
		Purdue University RMC		
		General Operating	1,870,823	1,870,823
		Ball State University RMC		
		General Operating	1,682,175	1,682,175
		University of Notre Dame RMC		
		General Operating	1,560,016	1,560,016
		Indiana State University RMC		
		General Operating	1,859,876	1,859,876
		General Academic Divisions		
		General Operating	85,628,143	85,628,143
		Fee Replacement	12,609,727	15,664,799
		Totals	98,237,870	101,292,942
14240	1000/107540	I.U.P.U.I. TOTALS		
		Gen General Fund	211,347,086	215,109,490
11120	1000/101190	Abilene Network Operations Center		
		Gen General Fund	707,707	707,707
11130	1000/101200	Spinal Cord and Head Injury Research Center		
		Gen General Fund	524,230	524,230
14510	1000/107970	Institute for the Study of Developmental Disabilities		
		Gen General Fund	2,105,824	2,105,824
16840	1000/129280	Geological Survey		
		Gen General Fund	2,636,907	2,636,907
11480	1000/101640	Local Government Advisory Commission		
		Gen General Fund	48,062	48,062
13832	1000/106890	I-Light Network Operations		
30355	3880/378680	Ded Build Indiana	1,471,833	1,471,833
12745	1000/110060	Medical Education Center Expansion		
		Gen General Fund	3,000,000	3,000,000
		Indiana University Totals		
		General Fund	513,442,026	510,099,501
		Dedicated Funds	1,471,833	1,471,833
		Totals	514,913,859	511,571,334
		Purdue University		
14270	1000/107600	West Lafayette		
		General Operating	233,843,356	233,843,356
		Fee Replacement	25,150,230	25,273,722
		Totals	258,993,586	259,117,078
		Regional Campuses		
		Calumet		
		General Operating	26,844,940	26,844,940
		Fee Replacement	1,490,058	1,489,772
		Totals	28,334,998	28,334,712

VII-3

EDUCATION

Fund	Fund Center	State Agency Appropriation Name	Appropriations	
			FY 2011-2012	FY 2012-2013
		North Central		
		General Operating	13,073,588	13,073,588
14280	1000/107610	Purdue University - Regional Campuses Totals		
		Gen General Fund	41,408,586	41,408,300
14260	1000/107580	I.U.P.U. - Ft. Wayne		
		General Operating	38,563,050	38,563,050
		Fee Replacement	5,412,164	5,420,037
		Totals	43,975,214	43,983,087
14290	1000/107620	Animal Disease Diagnostic Laboratory System		
		Gen General Fund	3,449,706	3,449,706
14300	1000/107630	Statewide Technology		
		Gen General Fund	6,468,848	6,468,848
12740	1000/103820	County Agricultural Extension Educators		
		Gen General Fund	7,234,605	7,234,605
16490	1000/123150	Agricultural Research and Extension - Crossroads		
		Gen General Fund	7,238,961	7,238,961
11150	1000/101220	Center for Paralysis Research		
		Gen General Fund	522,558	522,558
15940	1000/121750	University-Based Business Assistance		
		Gen General Fund	1,889,039	1,889,039
18930	1000/731100	Veterinary Research		
		Ded Dedicated Funds	150,000	150,000
33810	2440/176000	Wine Grape Market Fund		
		Ded Wine Grape Market	465,714	465,714
		Purdue University Totals		
		General Fund	371,181,103	371,312,182
		Dedicated Funds	615,714	615,714
		Totals	371,796,817	371,927,896
14340	1000/107700	Indiana State University		
		General Operating	67,650,483	67,650,483
		Fee Replacement	8,887,196	8,906,871
		Totals	76,537,679	76,557,354
14350	1000/107710	Nursing Program		
		Gen General Fund	204,000	204,000
		Indiana State University Totals		
		General Fund	76,741,679	76,761,354
14360	1000/107750	University of Southern Indiana		
		General Operating	40,109,493	40,109,493
		Fee Replacement	10,998,767	12,134,116
		Totals	51,108,260	52,243,609
11160	1000/101230	Historic New Harmony		
		Gen General Fund	470,414	470,414

EDUCATION

Fund	Fund Center	State Agency Appropriation Name	Appropriations	
			FY 2011-2012	FY 2012-2013
		University of Southern Indiana Totals		
		General Fund	51,578,674	52,714,023
14370	1000/107800	Ball State University		
		General Operating	118,723,016	118,723,016
		Fee Replacement	14,038,557	14,678,487
		Totals	132,761,573	133,401,503
14380	1000/107820	Entrepreneurial College		
		Gen General Fund	2,500,000	2,500,000
16220	1000/122770	Academy for Science, Mathematics, and Humanities		
		Gen General Fund	4,273,836	4,273,836
		Ball State University Totals		
		General Fund	139,535,409	140,175,339
14460	1000/107900	Vincennes University		
		General Operating	37,302,378	37,302,378
		Fee Replacement	4,176,639	4,869,491
		Totals	41,479,017	42,171,869
14410	1000/107850	Ivy Tech Community College		
		General Operating	186,417,941	186,417,941
		Fee Replacement	29,817,924	30,805,687
		Totals	216,235,865	217,223,628
11810	1000/102010	Valpo Nursing Partnership		
		Gen General Fund	85,411	85,411
14050	1000/107210	Ft. Wayne Public Safety Training Center		
		Gen General Fund	1,000,000	1,000,000
		Ivy Tech Community College Totals		
		General Fund	217,321,276	218,309,039
14520	1000/107980	Indiana Higher Education Telecommunications System (IHETS)		
30355	3880/378680	Ded Build Indiana	491,438	491,438
		Medical Education Board		
50610	6260/213710	Family Practice Residency Fund		
17575	1000/213700	Gen General Fund	1,909,998	1,909,998
14020	1000/107180	Commission for Higher Education		
		Gen General Fund	1,255,225	1,255,225
44077	6000/044077	CHE Grants		
		Ded Dedicated Funds	51,726	51,726
12570	1000/103270	Statewide Transfer Web site		
		Gen General Fund	1,047,649	1,047,649
50020	6190/050020	CHE - Education Roundtable		
		Ded Higher Education Commission	1,842,235	1,842,235
45630	6000/132800	Learn More Indiana		
		Ded Dedicated Funds	642,862	642,862

EDUCATION

Fund	Fund Center	State Agency Appropriation Name	Appropriations	
			FY 2011-2012	FY 2012-2013
63000	6000/178200	Federal Vocational Education		
		Fed Federal Funds	3,108,207	3,108,207
		Commission for Higher Education Totals		
		General Fund	2,302,874	2,302,874
		Dedicated Funds	2,536,823	2,536,823
		Federal Funds	3,108,207	3,108,207
		Totals	7,947,904	7,947,904
		Department of Administration		
16000	1000/121810	Animal Disease Diagnostic Laboratory Lease Rental		
		Gen General Fund	523,363	0
11760	1000/101960	Columbus Learning Center Lease Payment		
		Gen General Fund	4,959,000	5,048,000
		Department of Administration Totals		
		General Fund	5,482,363	5,048,000
		State Budget Agency		
10790	1000/100840	GigaPop Project		
30340	3880/389980	Ded Build Indiana	656,158	656,158
12195	1000/102410	Southern Indiana Educational Alliance		
30340	3880/389980	Ded Build Indiana	1,090,452	1,090,452
14710	1000/108660	Degree Link		
30340	3880/389980	Ded Build Indiana	460,245	460,245
11580	1000/101750	Workforce Centers		
30340	3880/389980	Ded Build Indiana	732,794	732,794
11650	1000/101840	Midwest Higher Education Compact		
30340	3880/389980	Ded Build Indiana	95,000	95,000
		State Budget Agency Totals		
		Dedicated Funds	3,034,649	3,034,649
13990	1000/107150	State Student Assistance Commission		
		Gen General Fund	912,336	912,336
33910	2450/171600	Freedom of Choice Grants		
14000	1000/107160	Gen General Fund	52,429,136	53,369,953
34010	2460/171700	Higher Education Award Program		
14010	1000/107170	Gen General Fund	153,761,566	156,520,749
34220	2490/171510	Nursing Scholarship Program		
16010	1000/121830	Gen General Fund	377,179	377,179
62900	2460/101760	Leveraged Educational Assistance Program		
		Fed Higher Education	652,266	652,266
34010	2460/171700	Tfr Higher Education	1,304,532	1,304,532
		Totals	1,956,798	1,956,798
62900	2460/101780	Special Leveraged Educational Assistance Program		
		Fed Higher Education	889,559	889,559
34010	2460/171700	Tfr Higher Education	1,779,118	1,779,118
		Totals	2,668,677	2,668,677

EDUCATION

Fund	Fund Center	State Agency Appropriation Name	Appropriations	
			FY 2011-2012	FY 2012-2013
11380	1000/101480	Tuition and Fee Exemption for Children of Veterans and Public Safety Officers		
		Gen General Fund	24,496,750	26,619,114
51410	6410/210490	Part-Time Student Grant Distribution		
17180	1000/210410	Gen General Fund	7,851,835	7,851,835
16250	1000/122810	Contract for Instructional Opportunities in Southeastern Indiana		
		Gen General Fund	207,000	207,000
49610	6150/171530	Minority Teacher Scholarship Fund		
16750	1000/129130	Gen General Fund	415,919	415,919
49830	6170/171500	College Work Study Program		
16760	1000/129150	Gen General Fund	837,719	837,719
35810	2690/171520	21st Century Administration		
14470	1000/107910	Gen General Fund	1,892,383	1,892,383
35820	2690/171610	21st Century Scholar Awards		
10670	1000/100720	Gen General Fund	29,109,298	29,109,298
62900	6000/195000	Gearup Administration II		
		Fed Federal Funds	3,165,832	3,165,832
62900	6000/210210	Robert C. Byrd Scholarship Distribution		
62620	6000/101500	Fed Byrd Scholarship	888,000	888,000
47940	6000/183500	National Guard Scholarship		
11620	1000/101810	Gen General Fund	2,806,588	2,806,588
State Student Assistance Commission Totals				
		General Fund	275,097,709	280,920,073
		Federal Funds	5,595,657	5,595,657
		Totals	280,693,366	286,515,730
HIGHER EDUCATION TOTALS				
		General Fund	1,696,072,128	1,701,724,252
		Dedicated Funds	8,150,457	8,150,457
		Federal Funds	8,703,864	8,703,864
		Totals	1,712,926,449	1,718,578,573

EDUCATION

Fund	Fund Center	State Agency Appropriation Name	Appropriations	
			FY 2011-2012	FY 2012-2013
ELEMENTARY AND SECONDARY EDUCATION				
Department of Education				
State School Funding				
Department of Education Administration				
15460	1000/121080	Superintendent's Office		
		Gen General Fund	8,495,125	8,495,125
51710	6470/141800	Ded Professional Standards	395,000	395,000
Totals			8,890,125	8,890,125
Grant Administration				
14970	1000/109100	Career and Technical Education		
		Gen General Fund	1,212,903	1,212,903
15060	1000/109250	PrimeTime		
		Gen General Fund	164,530	164,530
16480	1000/123140	Drug Free Schools		
		Gen General Fund	56,656	56,656
37810	3090/171010	Special Education Excise		
		Ded Alcoholic Beverage Excise Tax	386,527	386,527
62620	3780/132700	Administration - Drug Free Schools Grant		
62620	6000/172200	Fed Drug Free Schools and Communities	95,397	95,397
62620	3780/152100	Enhancing Education through Technology-Administration		
62620	6000/138900	Fed Enhancing Education through Technology	243,381	243,381
62620	3780/152200	Elementary & Secondary Education Act Chapter I, State Administrative Expenses		
62620	6000/170700	Fed ECIA Chapter I, LEA Distribution	1,538,121	1,538,121
62620	3780/152600	Title I - Migrant - State Educational Agency Administration		
62620	6000/170900	Fed Title I Migrant Distribution	590,152	590,152
62620	3780/152700	Title II - Subpart 2 - State Activities		
62620	6000/171200	Fed Title II A Teacher Quality	67,531	67,531
62620	3780/152800	Title II - Section 2113 (2) - State Administration		
62620	6000/171200	Fed Title II A Teacher Quality	332,132	332,132
62620	3780/154500	21st Century Learning Centers - State Educational Agency Expense		
62620	6000/177200	Fed 21st Century Learning Centers - LEA Dist.	202,625	202,625
62620	3780/154800	Individuals with Disabilities Education Improvement Act - Administration		
		Fed Emergency Special Education Act (ESEA)	1,356,897	1,356,897
62620	6000/171000	Fed Indiv. with Disab. Educ. Improve. Act-Dist.	758,000	758,000
Totals			2,114,897	2,114,897
62610	5250/170000	Child Nutrition Programs State Administrative Expenses		
		Fed Special Food Service	3,393,714	3,393,714
62610	5250/170040	Child Care Food Program Audits		
		Fed Special Food Service	305,432	305,432
62610	5250/170300	School Lunch Program Grant (Nutrition Education)		
		Fed Special Food Service	129,841	129,841
62610	5260/170100	Commodity Distribution Processing		
		Ded Commodity Distribution Salvage	1,715,250	1,715,250

EDUCATION

Fund	Fund Center	State Agency Appropriation Name	Appropriations	
			FY 2011-2012	FY 2012-2013
		Grant Administration Totals		
		General Fund	1,434,089	1,434,089
		Dedicated Funds	2,101,777	2,101,777
		Federal Funds	9,013,223	9,013,223
		Totals	12,549,089	12,549,089
		State Programs		
10680	1000/100730	Innovation Fund		
		Gen General Fund	2,500,000	2,500,000
13940	1000/107080	School Safety Training		
36310	2780/100100	Tfr Indiana Safe Schools	637,500	637,500
15520	1000/121140	Professional Standards Division		
		Gen General Fund	2,766,038	2,766,038
51710	6470/141800	Tfr Professional Standards	86,159	86,159
		Totals	2,852,197	2,852,197
51710	6470/141800	Professional Standards Board Licensing Fund		
		Ded Professional Standards	86,159	86,159
		Tfr Professional Standards	395,000	395,000
		Totals	481,159	481,159
15540	1000/121170	Accreditation System		
		Gen General Fund	722,864	722,864
15590	1000/121240	Riley Hospital		
		Gen General Fund	23,715	23,715
16650	1000/127000	Public Television Distribution		
		Gen General Fund	1,610,000	1,610,000
12575	1000/109890	Excellence in Performance Awards for Teachers		
		Gen General Fund	6,000,000	9,000,000
62620	6000/140410	Project P-20		
		Fed Federal Funds	1,729,420	1,729,420
12415	1000/110050	Perkins State Match		
		Gen General Fund	494,000	494,000
31510	2120/170020	Motorcycle Operator Safety Education Fund		
		Ded Safety Education	984,030	984,030
30146	3010/170030	School Traffic Safety		
		Ded Motor Vehicle Highway Account	252,483	252,483
62620	6000/101500	Byrd Scholarship		
		Fed Federal Funds	888,000	888,000
62620	6000/137200	Learn and Serve Indiana		
		Fed Federal Funds	347,258	347,258
62630	6000/163000	AIDS School Health Education		
		Fed Federal Funds	163,136	163,136
62620	6000/174100	Adult Basic Education/Teacher Training		
62620	6000/170100	Fed Adult Education Distribution	93,635	93,635
62620	6000/175700	McKinney Homeless Assistance Grant		
		Fed Federal Funds	1,101,072	1,101,072
47625	6000/175900	IHSAA Review Panel		
		Loc Local Funds	5,000	5,000

EDUCATION

Fund	Fund Center	State Agency Appropriation Name	Appropriations	
			FY 2011-2012	FY 2012-2013
62620	6000/176700	Refugee Children School Impact		
		Fed Federal Funds	159,653	159,653
		State Programs Totals		
		General Fund	14,116,617	17,116,617
		Dedicated Funds	1,322,672	1,322,672
		Federal Funds	4,482,174	4,482,174
		Local Funds	5,000	5,000
		Totals	19,926,463	22,926,463
		State School Funding Totals		
		General Fund	24,045,831	27,045,831
		Dedicated Funds	3,819,449	3,819,449
		Federal Funds	13,588,747	13,588,747
		Local Funds	5,000	5,000
		Totals	41,459,027	44,459,027
		Local School Funding		
		General School Programs		
14930	1000/109040	Distribution for Tuition Support		
		Gen General Fund	6,262,800,000	6,308,700,000
13900	1000/107040	Transfer Tuition (State Employees' Children and Eligible MH Children)		
		Gen General Fund	7,000	7,000
17840	1000/217000	Marion County Desegregation Court Order		
		Gen General Fund	14,000,000	10,000,000
14930	1000/109040	Tfr Distribution for Tuition Support	9,020,000	7,720,000
		Totals	23,020,000	17,720,000
11100	1000/101170	Non-English Speaking Program		
		Gen General Fund	5,000,000	5,000,000
11550	1000/101710	Full-Day Kindergarten		
		Gen General Fund	81,900,000	81,900,000
13980	1000/107130	Gifted and Talented Education Program		
		Gen General Fund	12,548,096	12,548,096
14530	1000/108260	Teachers' Social Security and Retirement Distribution		
		Gen General Fund	2,403,792	2,403,792
15040	1000/109230	Distribution for Summer School		
		Gen General Fund	18,360,000	18,360,000
15120	1000/109370	National School Lunch Program		
		Gen General Fund	5,125,000	5,125,000
15570	1000/121210	Textbook Reimbursement		
		Gen General Fund	39,000,000	39,000,000
55410	2970/110390	Charter School Facilities Assistance Program		
		Ded Charter School Facilities Assistance	8,000,000	9,000,000
52910	6910/210320	Education License Plate Fees		
		Ded Education License Plate Fees	115,569	115,569
14420	1000/107860	Early Intervention Program and Reading Diagnostic Assessment		
		Gen General Fund	4,012,000	4,012,000

EDUCATION

Fund	Fund Center	State Agency Appropriation Name	Appropriations	
			FY 2011-2012	FY 2012-2013
30311	3880/030311	Senator David C. Ford Educational Technology Program Ded Build Indiana	3,428,969	3,428,969
62610	3750/170410	National School Lunch Program Fed National School Lunch	294,920,401	294,920,401
62610	5250/170600	Child Care Food Program Distribution Fed Special Food Service	47,346,248	47,346,248
62610	5250/170700	Summer Food Service Program Distribution Fed Special Food Service	8,204,263	8,204,263
62620	6000/100900	Title III Language Acquisition Fed Federal Funds	6,880,541	6,880,541
62620	6000/101800	Rural and Low Income Schools Fed Federal Funds	565,177	565,177
62620	6000/111600	Even Start Fed Federal Funds	1,027,151	1,027,151
62610	6000/129400	Nutrition Support Networks Fed Federal Funds	1,800,000	1,800,000
62620	6000/138900	Enhancing Education through Technology Fed Federal Funds	1,370,254	1,370,254
62620	6000/164400	Public Charter Schools Fed Federal Funds	5,000,000	5,000,000
62620	6000/169900	Title I Program Improvement Audit Fed Federal Funds	9,437,827	9,437,827
62620	6000/170700	ECIA Chapter I, LEA Distribution Fed Federal Funds	251,582,953	251,582,953
62620	6000/170900	Title I Migrant Distribution Fed Federal Funds	5,127,452	5,127,452
62620	6000/171200	Title II A Teacher Quality Fed Federal Funds	49,913,849	49,913,849
62620	6000/171600	Chapter I, Delinquent Fed Federal Funds	612,304	612,304
62620	6000/172200	Drug Free Schools and Communities Fed Federal Funds	3,886,169	3,886,169
47565	6000/174000	E-Rate		
30310	3880/101000	Tfr Build Indiana	1,800,000	1,800,000
62620	6000/177200	21st Century Learning Centers - LEA Distributions Fed Federal Funds	19,242,878	19,242,878
62620	6000/178100	Perkins Career and Technical Education Fed Federal Funds	28,282,095	28,052,743
62620	6000/182500	Math and Science Partnerships Program, Title II Part B Fed Federal Funds	3,325,664	3,325,664
62610	8010/000020	Equipment Assistance Grants for School Food Authorities Fed Fed. Dept. of Agriculture	497,318	497,318
62620	8084/000010	Indiana Charter School Facilities Incentive Grant Fed Fed. Dept. of Education	3,000,000	2,000,000

EDUCATION

Fund	Fund Center	State Agency Appropriation Name	Appropriations	
			FY 2011-2012	FY 2012-2013
		General School Programs Totals		
		General Fund	6,445,155,888	6,487,055,888
		Dedicated Funds	11,544,538	12,544,538
		Federal Funds	742,022,544	740,793,192
		Totals	7,198,722,970	7,240,393,618
		Special Education		
14130	1000/107310	Special Education (S-5)		
		Gen General Fund	24,750,000	24,750,000
14100	1000/107280	Best Buddies		
		Gen General Fund	212,500	212,500
62620	6000/135300	Preschool Special Education		
		Fed Federal Funds	8,757,561	8,757,561
62620	6000/171000	Individuals with Disabilities Education Improvement Act - Distribution		
		Fed Federal Funds	256,185,298	256,185,298
62620	6000/183700	Special Education Program Improvement Grants		
		Fed Federal Funds	992,030	992,030
		Special Education Totals		
		General Fund	24,962,500	24,962,500
		Federal Funds	265,934,889	265,934,889
		Totals	290,897,389	290,897,389
		Assessment and Remediation		
11090	1000/101160	State Board of Education		
		Gen General Fund	3,700,716	3,700,716
13950	1000/107090	Testing and Remediation		
		Gen General Fund	46,229,643	46,229,643
62620	6000/106740	National Assessment of Educational Progress		
		Fed Federal Funds	93,350	93,350
62620	6000/103000	Assessments and Related Activities		
		Fed Federal Funds	8,085,387	8,085,387
62620	6000/148800	Advanced Placement		
		Fed Federal Funds	275,830	275,830
		Assessment and Remediation Totals		
		General Fund	49,930,359	49,930,359
		Federal Funds	8,361,217	8,361,217
		Totals	58,291,576	58,291,576
		Alternative/Adult Education		
11230	1000/101310	Alternative Education		
		Gen General Fund	6,382,909	6,382,909
14060	1000/107220	Distribution for Adult Vocational Education		
		Gen General Fund	212,500	212,500
		Alternative/Adult Education Totals		
		General Fund	6,595,409	6,595,409

EDUCATION

Fund	Fund Center	State Agency Appropriation Name	Appropriations	
			FY 2011-2012	FY 2012-2013
		Local School Funding Totals		
		General Fund	6,526,644,156	6,568,544,156
		Dedicated Funds	11,544,538	12,544,538
		Federal Funds	1,016,318,650	1,015,089,298
		Totals	7,554,507,344	7,596,177,992
		Department of Education Totals		
		General Fund	6,550,689,987	6,595,589,987
		Dedicated Funds	15,363,987	16,363,987
		Federal Funds	1,029,907,397	1,028,678,045
		Local Funds	5,000	5,000
		Totals	7,595,966,371	7,640,637,019
		Teacher Pensions		
14190	1000/107430	Postretirement Pension Increases		
		Gen General Fund	65,286,000	67,248,000
		Ded Dedicated Funds	10,017,000	14,700,000
		Totals	75,303,000	81,948,000
14200	1000/107450	Teachers' Retirement Fund Distribution		
		Gen General Fund	660,114,000	679,952,000
		Ded Dedicated Funds	101,283,000	132,300,000
		Totals	761,397,000	812,252,000
		Teacher Pensions Totals		
		General Fund	725,400,000	747,200,000
		Dedicated Funds	111,300,000	147,000,000
		Totals	836,700,000	894,200,000
		ELEMENTARY AND SECONDARY EDUCATION TOTALS		
		General Fund	7,276,089,987	7,342,789,987
		Dedicated Funds	126,663,987	163,363,987
		Federal Funds	1,029,907,397	1,028,678,045
		Local Funds	5,000	5,000
		Totals	8,432,666,371	8,534,837,019

EDUCATION

Fund	Fund Center	State Agency Appropriation Name	Appropriations	
			FY 2011-2012	FY 2012-2013
OTHER EDUCATION				
16640	1000/125050	Education Employment Relations Board		
		Gen General Fund	1,544,347	1,544,347
74020	6510/174000	Indiana Public Retirement System - Administration		
		Ded Teachers' Retirement	7,566,574	7,566,574
Indiana State Library				
14120	1000/107300	State Library - Operating		
		Gen General Fund	2,924,258	2,924,258
14150	1000/107340	Statewide Library Services		
		Gen General Fund	1,354,478	1,354,478
17110	1000/173010	Library Services for the Blind - Electronic Newslines		
		Gen General Fund	36,000	36,000
14080	1000/107250	Academy of Science		
		Gen General Fund	7,489	7,489
31610	2130/110000	Statewide Library Card Program		
		Ded Statewide Library Card Program	245,000	245,000
39410	3390/129600	Library Certification Board		
		Ded Library Certification Board	6,000	6,000
62020	3790/173000	Library Services and Construction Act Extension Services		
		Fed Library Extension Service	3,016,423	3,016,423
46160	6000/142900	Robert Kraft Estate		
		Ded Dedicated Funds	29,775	29,775
48510	6000/195500	Darrach Genealogy Fund		
		Ded Dedicated Funds	2,000	2,000
47540	6000/173200	Publications Fund		
		Ded Dedicated Funds	11,900	11,900
44340	6000/107420	Ruth Lilly Endowment Fund		
		Ded Dedicated Funds	45,840	45,840
47452	6000/170730	Virtual Library		
30312	3880/101100	Tfr Build Indiana	1,425,000	1,425,000
46760	6000/152100	Indiana Center for the Book		
		Ded Dedicated Funds	2,250	2,250
48480	6000/194900	Local Library Connectivity Grant		
30310	3880/101000	Tfr Build Indiana	850,000	850,000
Indiana State Library Totals				
General Fund			4,322,225	4,322,225
Dedicated Funds			342,765	342,765
Federal Funds			3,016,423	3,016,423
Totals			7,681,413	7,681,413
Indiana Arts Commission				
13910	1000/107050	Arts Commission Administration		
		Gen General Fund	2,722,013	2,722,013

EDUCATION

Fund	Fund Center	State Agency Appropriation Name	Appropriations	
			FY 2011-2012	FY 2012-2013
62800	6000/170500	Basic State Grant		
		Fed Federal Funds	873,095	873,095
		Indiana Arts Commission Totals		
		General Fund	2,722,013	2,722,013
		Federal Funds	873,095	873,095
		Totals	3,595,108	3,595,108
		Historical Bureau		
14160	1000/107350	Historical Bureau Administration		
		Gen General Fund	315,804	315,804
18208	1000/410130	Historical Marker Program		
		Gen General Fund	10,814	10,814
44640	6000/113200	Publications Fund		
		Ded Dedicated Funds	32,384	32,384
45490	6000/129300	Historical Marker Donations		
		Ded Dedicated Funds	16,105	16,105
		Historical Bureau Totals		
		General Fund	326,618	326,618
		Dedicated Funds	48,489	48,489
		Totals	375,107	375,107
		Commission on Proprietary Education		
13890	1000/107030	Commission on Proprietary Education		
		Gen General Fund	273,550	273,550
48180	6000/188900	Tfr Career College Student Assurance Fund	24,638	24,638
		Totals	298,188	298,188
48180	6000/188900	Career College Student Assurance Fund		
		Ded Dedicated Funds	24,638	24,638
		Commission on Proprietary Education Totals		
		General Fund	273,550	273,550
		Dedicated Funds	24,638	24,638
		Totals	298,188	298,188
		OTHER EDUCATION TOTALS		
		General Fund	9,188,753	9,188,753
		Dedicated Funds	7,982,466	7,982,466
		Federal Funds	3,889,518	3,889,518
		Totals	21,060,737	21,060,737
		EDUCATION TOTALS		
		General Fund	8,981,350,868	9,053,702,992
		Dedicated Funds	142,796,910	179,496,910
		Federal Funds	1,042,500,779	1,041,271,427
		Local Funds	5,000	5,000
		Totals	10,166,653,557	10,274,476,329