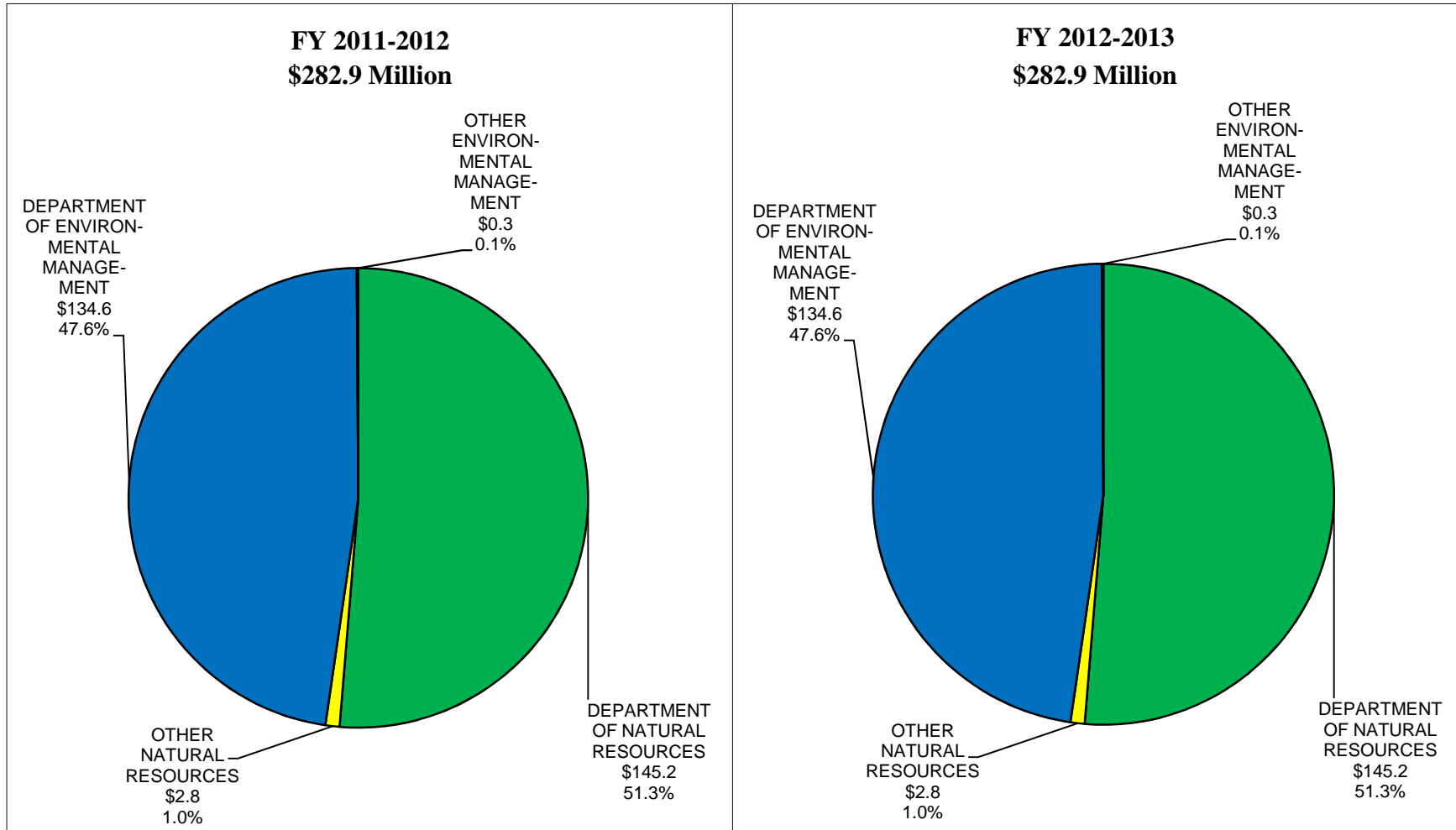


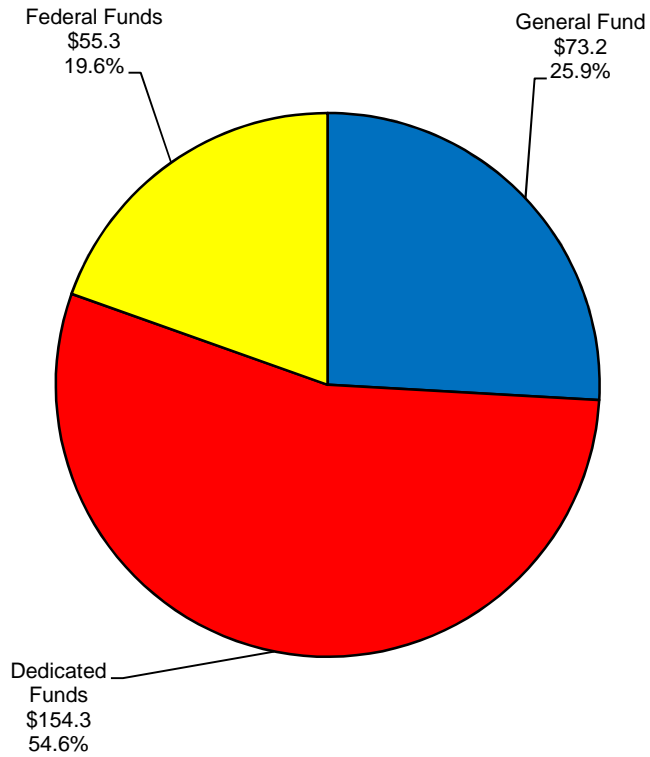
III — CONSERVATION & ENVIRONMENT

**CONSERVATION AND ENVIRONMENT
 APPROPRIATIONS BY SUB-DIVISION SHARE
 2011-2013 BIENNIUM
 \$565.8 MILLION**

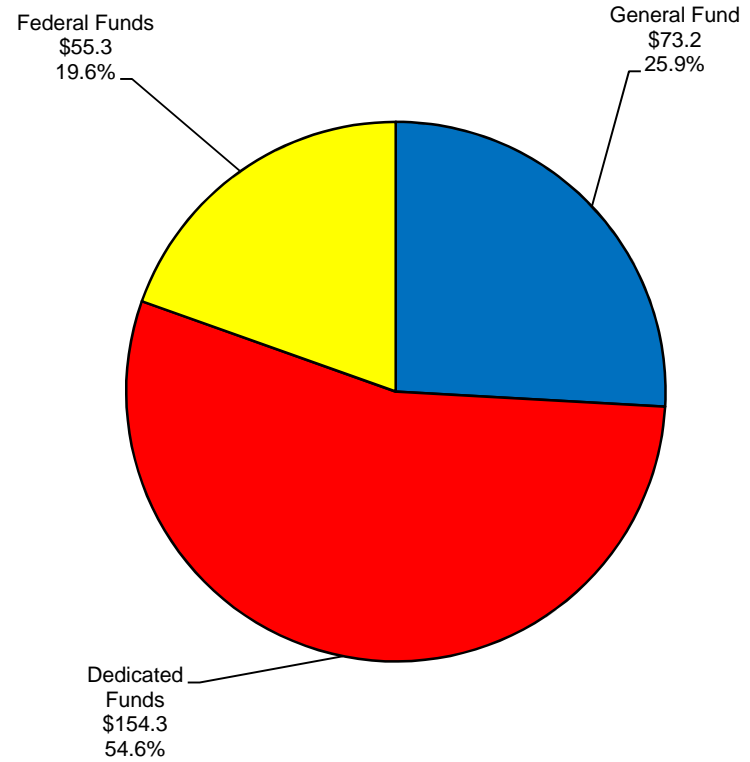


**CONSERVATION AND ENVIRONMENT
APPROPRIATIONS BY FUND TYPE
2011-2013 BIENNIUM
\$565.8 MILLION**

**FY 2011-2012
\$282.9 Million**



**FY 2012-2013
\$282.9 Million**



III-1

CONSERVATION AND ENVIRONMENT

Fund	Fund Center	State Agency Appropriation Name	Appropriations	
			FY 2011-2012	FY 2012-2013
CONSERVATION AND ENVIRONMENT				
DEPARTMENT OF NATURAL RESOURCES				
12450	1000/103000	Administration		
		Gen General Fund	8,044,585	8,044,585
12470	1000/103020	Entomology and Plant Pathology Division		
		Gen General Fund	436,808	436,808
61600	6000/130600	Tfr Forestry Grants	100,000	100,000
		Totals	536,808	536,808
35110	2620/115200	Entomology and Plant Pathology Fund		
		Ded Entomology and Plant Pathology	329,330	329,330
61600	6000/130600	Tfr Forestry Grants	50,000	50,000
		Totals	379,330	379,330
12480	1000/103040	Engineering Division		
		Gen General Fund	1,599,396	1,599,396
12490	1000/103050	State Museum		
		Gen General Fund	5,295,838	5,295,838
12500	1000/103060	Historic Preservation Division		
		Gen General Fund	474,677	474,677
61640	6000/131300	Tfr Historic Preservation - Federal	227,076	227,076
		Totals	701,753	701,753
61640	6000/131300	Historic Preservation - Federal		
		Gen General Fund	227,076	227,076
		Fed Federal Funds	1,627,971	1,627,971
		Totals	1,855,047	1,855,047
15910	1000/121720	State Historic Sites		
		Gen General Fund	2,465,271	2,465,271
12510	1000/103070	Outdoor Recreation Division		
		Gen General Fund	473,362	473,362
39610	3410/117100	Tfr Off-Road/Snowmobile Licensing	30,000	30,000
48686	6000/048686	Tfr Wabash River Heritage Corridor	10,000	10,000
61640	6000/100280	Tfr Outdoor Recreation Distribution	86,461	86,461
		Totals	599,823	599,823
12520	1000/103080	Nature Preserves Division		
		Gen General Fund	789,102	789,102
61640	6000/103950	Tfr Ind. DNR/U.S. Dept. of the Interior	70,000	70,000
61600	6000/199200	Tfr Nature Preserves - Federal	10,000	10,000
		Totals	869,102	869,102
12600	1000/103300	Water Division		
		Gen General Fund	4,031,908	4,031,908
61630	6000/131900	Tfr Water - Federal	67,500	67,500
		Totals	4,099,408	4,099,408
35210	2630/116100	Deer Research and Management		
		Ded Deer Research and Management	131,458	131,458
61670	6000/104330	Tfr Ind. DNR-F&W/U.S. Dept. of the Interior	45,417	45,417
61680	6000/127300	Tfr Federal Fish and Wildlife Fund	29,685	29,685
		Totals	206,560	206,560

CONSERVATION AND ENVIRONMENT

Fund	Fund Center	State Agency Appropriation Name	Appropriations	
			FY 2011-2012	FY 2012-2013
37410	3020/116200	Conservation Officers' Fund		
		Ded Fish and Wildlife Conservation Officer	64,757	64,757
38220	3150/130000	Oil and Gas Division		
		Ded Oil and Gas	1,330,612	1,330,612
61660	6000/104030	Tfr Ind. DNR/U.S. Environmental Protection Agy.	309,016	309,016
		Totals	1,639,628	1,639,628
32910	2290/112700	Oil and Gas Environmental		
		Ded Oil and Gas Environmental	324,558	324,558
39310	3370/130100	State Parks and Reservoirs		
16810	1000/129250	Gen General Fund	9,622,431	9,622,431
		Ded State Parks & Reservoirs Special Revenue	23,884,975	23,884,975
		Totals	33,507,406	33,507,406
13804	1000/106840	Lincoln Production		
		Gen General Fund	220,000	220,000
39610	3410/117100	Off-Road Vehicle and Snowmobile Fund		
		Ded Off-Road/Snowmobile Licensing	330,176	330,176
43924	6000/043924	Acid Mine Drainage Abatement and Treatment		
		Ded Dedicated Funds	1	1
39720	3420/123200	Law Enforcement Division		
16860	1000/129340	Gen General Fund	8,446,236	8,446,236
		Ded Fish and Wildlife	11,967,270	11,967,270
61630	6000/101200	Tfr Boating Safety Trust	847,827	847,827
		Totals	21,261,333	21,261,333
39745	3420/130300	Fish and Wildlife Division		
		Ded Fish and Wildlife	8,826,266	8,826,266
61670	6000/104330	Tfr Ind. DNR-F&W/U.S. Dept. of the Interior	7,764,471	7,764,471
		Totals	16,590,737	16,590,737
39810	3430/130800	Forestry Division		
16830	1000/129270	Gen General Fund	4,114,649	4,114,649
		Ded State Forestry	4,874,334	4,874,334
61600	6000/130600	Tfr Forestry Grants	500,000	500,000
		Totals	9,488,983	9,488,983
39110	3330/117000	Lifetime Hunting/Fishing License Fund		
		Tfr Lifetime Hunting/Fishing License	476,449	476,449
40220	3480/131000	Reclamation Division		
		Ded Natural Resources Reclamation Division	47,653	47,653
61640	6000/103950	Tfr Ind. DNR/U.S. Dept. of the Interior	1,559,138	1,559,138
		Totals	1,606,791	1,606,791
42152	3980/133100	Lake Michigan Coastal Program		
		Ded Cigarette Tax	3,879	3,879
17450	1000/212000	Acquisition Artifact (IC 14-3-3)		
		Ded Dedicated Funds	22,000	22,000
17510	1000/213000	Insurance Recovery		
		Ded Dedicated Funds	20,000	20,000
36010	2710/110000	Lake and River Enhancement		
		Ded Dedicated Funds	2,293,969	2,293,969

CONSERVATION AND ENVIRONMENT

Fund	Fund Center	State Agency Appropriation Name	Appropriations	
			FY 2011-2012	FY 2012-2013
44156	6000/104570	Historic Sites Revolving Fund		
		Ded Dedicated Funds	583,383	583,383
44158	6000/104580	Nature Preserves Revolving Fund		
		Ded Dedicated Funds	123,548	123,548
48686	6000/048686	Wabash River Heritage Corridor		
		Ded Dedicated Funds	21,950	21,950
58612	6000/058612	Division of Historic Preservation and Archaeology Dedicated		
12580	1000/103280	Gen General Fund	27,675	27,675
		Ded Dedicated Funds	14,189	14,189
		Totals	41,864	41,864
43923	6000/100420	Sportsmen's Benevolence		
		Ded Dedicated Funds	12,000	12,000
61640	6000/103950	Ind. Dept. of Natural Resources/U.S. Dept. of the Interior		
12520	1000/103080	Gen General Fund	70,000	70,000
40220	3480/131000	Ded Natural Resources Reclamation Division	1,554,488	1,554,488
		Fed Federal Funds	10,132,514	10,132,514
		Totals	11,757,002	11,757,002
61660	6000/104030	Ind. Dept. of Natural Resources/U.S. Environmental Protection Agency		
38220	3150/130000	Ded Oil and Gas	309,016	309,016
		Fed Federal Funds	309,016	309,016
		Totals	618,032	618,032
61670	6000/104330	Ind. Dept. of Natural Resources - Fish & Wildlife/U.S. Dept. of the Interior		
35210	2630/116100	Ded Deer Research and Management	39,000	39,000
39745	3420/130300	Ded Fish and Wildlife	1,183,772	1,183,772
		Fed Federal Funds	9,586,612	9,586,612
		Totals	10,809,384	10,809,384
30517	4000/110140	Institutional Road Construction		
		Ded State Highway	2,500,000	2,500,000
61630	6000/101200	Boating Safety Trust		
36020	2710/110100	Ded Conservation Officers' Marine Enforce. Fund	676,090	676,090
36030	2710/110200	Ded Special Boat Patrol Needs	330,373	330,373
		Fed Federal Funds	869,381	869,381
		Totals	1,875,844	1,875,844
44570	6000/111900	Reservoirs-Crop Lease Funds		
		Ded Dedicated Funds	138,769	138,769
44710	6000/114700	Nongame Fund		
		Ded Dedicated Funds	64,759	64,759
61640	8015/000040	Tfr Fed. Dept. of the Interior	478,636	478,636
		Totals	543,395	543,395
61640	8015/000040	Nongame Fund		
44710	6000/114700	Ded Nongame Fund	168,750	168,750
		Fed Fed. Dept. of the Interior	1,526,879	1,526,879
		Totals	1,695,629	1,695,629
61680	6000/127300	Federal Fish and Wildlife Fund		
		Fed Federal Funds	80,000	80,000

CONSERVATION AND ENVIRONMENT

Fund	Fund Center	State Agency Appropriation Name	Appropriations	
			FY 2011-2012	FY 2012-2013
61600	6000/199200	Nature Preserves - Federal		
12520	1000/103080	Gen General Fund	10,000	10,000
		Fed Federal Funds	54,000	54,000
		Totals	64,000	64,000
61600	6000/130600	Forestry Grants		
12470	1000/103020	Gen General Fund	100,000	100,000
35110	2620/115200	Ded Entomology and Plant Pathology	50,000	50,000
39810	3430/130800	Ded State Forestry	500,000	500,000
		Fed Federal Funds	2,877,476	2,877,476
		Totals	3,527,476	3,527,476
48640	6000/198900	Outdoor Indiana Sales		
		Ded Dedicated Funds	377,900	377,900
61640	6000/100280	Outdoor Recreation Distribution		
12510	1000/103070	Gen General Fund	86,511	86,511
		Fed Federal Funds	750,000	750,000
		Totals	836,511	836,511
61630	6000/131900	Water - Federal		
12600	1000/103300	Gen General Fund	67,500	67,500
		Fed Federal Funds	1,214,806	1,214,806
		Totals	1,282,306	1,282,306
45725	6000/134200	Game Bird Habitat Restoration Fund		
		Ded Dedicated Funds	74,672	74,672
46540	6000/149200	Fish & Wildlife Damages		
		Ded Dedicated Funds	781,249	781,249
50310	6220/122800	Natural Heritage Fund		
		Ded Natural Heritage	157,414	157,414
51210	6340/112600	Conservation Officers Training		
		Ded Conservation Officers Training	17,000	17,000
47300	6000/167900	State Parks & Reservoirs Marina & Concessions		
		Ded Dedicated Funds	925,707	925,707
48610	6000/198600	DNR Donations		
		Ded Dedicated Funds	54,700	54,700
37510	3030/116800	Land and Water Resources Fund		
		Ded Land and Water Resources	394,807	394,807
39510	3400/123100	Water Resources Development Fund		
		Ded Water Resources Development	276,233	276,233
41850	3920/132000	Heritage Trust		
11850	1000/102050	Gen General Fund	100,000	100,000
		Ded Indiana Heritage Trust	1,000,000	1,000,000
		Totals	1,100,000	1,100,000
48675	6000/199400	Trails Program		
		Ded Dedicated Funds	7,000	7,000
61610	6000/109600	Lake Michigan Coastal Program - Federal		
42152	3980/133100	Ded Cigarette Tax	117,062	117,062
		Fed Federal Funds	1,000,000	1,000,000
		Totals	1,117,062	1,117,062

CONSERVATION AND ENVIRONMENT

Fund	Fund Center	State Agency Appropriation Name	Appropriations	
			FY 2011-2012	FY 2012-2013
61650	6000/139800	Natural Recreation Trails		
39610	3410/117100	Ded Off-Road/Snowmobile Licensing	100,000	100,000
		Fed Federal Funds	1,396,571	1,396,571
		Totals	1,496,571	1,496,571
46865	6000/154500	Resources Protection/Investigation		
		Ded Dedicated Funds	22,432	22,432
		DEPARTMENT OF NATURAL RESOURCES TOTALS		
		General Fund	46,703,025	46,703,025
		Dedicated Funds	67,027,501	67,027,501
		Federal Funds	31,425,226	31,425,226
		Totals	145,155,752	145,155,752
		OTHER NATURAL RESOURCES		
12540	1000/103150	World War Memorial Commission		
		Gen General Fund	882,145	882,145
45550	6000/131500	Indiana War Memorial Museum		
		Ded Dedicated Funds	17,479	17,479
47925	6000/183150	Event Rental		
		Ded Dedicated Funds	750	750
48190	6000/189200	Gift Shop		
		Ded Dedicated Funds	58,697	58,697
		World War Memorial Commission Totals		
		General Fund	882,145	882,145
		Dedicated Funds	76,926	76,926
		Totals	959,071	959,071
15670	1000/121380	White River State Park Development Commission		
		Gen General Fund	814,445	814,445
		State Museum and Historic Sites		
43915	6000/110170	Indiana State Museum and Historic Sites Corporation		
12490	1000/103050	Tfr State Museum	5,295,838	5,295,838
15910	1000/121720	Tfr State Historic Sites	2,465,271	2,465,271
		Totals	7,761,109	7,761,109
51910	6540/100100	State Museum Development Fund		
		Ded State Museum Development	850,000	850,000
		State Museum and Historic Sites Totals		
		Dedicated Funds	850,000	850,000
11520	1000/101680	Maumee River Basin Commission		
		Gen General Fund	57,509	57,509
16370	1000/122990	St. Joseph River Basin Commission		
		Gen General Fund	57,509	57,509

CONSERVATION AND ENVIRONMENT

Fund	Fund Center	State Agency Appropriation Name	Appropriations	
			FY 2011-2012	FY 2012-2013
12630	1000/103360	Kankakee River Basin Commission		
		Gen General Fund	57,509	57,509
		OTHER NATURAL RESOURCES TOTALS		
		General Fund	1,869,117	1,869,117
		Dedicated Funds	926,926	926,926
		Totals	2,796,043	2,796,043
		DEPARTMENT OF ENVIRONMENTAL MANAGEMENT		
41210	3610/101000	Environmental Management Administration		
16630	1000/124950	Gen General Fund	3,038,302	3,038,302
34420	2530/199010	Ded State Solid Waste Management	67,347	67,347
34840	2580/034840	Ded Recycling Promotion and Assistance	58,226	58,226
35330	2640/199020	Ded Waste Tire Management	102,842	102,842
36230	2760/199030	Ded Title V Operating Permit Program Trust	648,285	648,285
36720	2830/199040	Ded Environmental Mgmt. Permit Operation	616,683	616,683
38740	3240/199000	Ded Environmental Management Special	89,272	89,272
49575	6130/199050	Ded Hazardous Substance Resp. Trust Fund-Transfer	181,422	181,422
52620	6820/199080	Ded Asbestos Trust	23,393	23,393
52730	6830/199060	Ded Underground Petrol. Storage Tank-Trust	52,290	52,290
52840	6850/199070	Ded Und. Pet. Stor. Tnk.-Exc. Liab. Trust	1,784,032	1,784,032
		Totals	6,662,094	6,662,094
41220	3610/101100	Laboratory Contracts		
38740	3240/199000	Ded Environmental Management Special	392,236	392,236
49575	6130/199050	Ded Hazardous Substance Resp. Trust Fund-Transfer	170,609	170,609
		Totals	562,845	562,845
41231	3610/102100	Northwest Regional Office		
16630	1000/124950	Gen General Fund	284,188	284,188
34420	2530/199010	Ded State Solid Waste Management	6,231	6,231
34840	2580/034840	Ded Recycling Promotion and Assistance	5,388	5,388
35330	2640/199020	Ded Waste Tire Management	11,151	11,151
36230	2760/199030	Ded Title V Operating Permit Program Trust	132,626	132,626
36720	2830/199040	Ded Environmental Mgmt. Permit Operation	63,930	63,930
38740	3240/199000	Ded Environmental Management Special	9,921	9,921
49575	6130/199050	Ded Hazardous Substance Resp. Trust Fund-Transfer	21,477	21,477
52620	6820/199080	Ded Asbestos Trust	4,786	4,786
52730	6830/199060	Ded Underground Petrol. Storage Tank-Trust	6,819	6,819
		Totals	546,517	546,517

CONSERVATION AND ENVIRONMENT

Fund	Fund Center	State Agency Appropriation Name	Appropriations	
			FY 2011-2012	FY 2012-2013
41232	3610/102200	Northern Regional Office		
16630	1000/124950	Gen General Fund	178,684	178,684
34420	2530/199010	Ded State Solid Waste Management	7,559	7,559
34840	2580/034840	Ded Recycling Promotion and Assistance	6,533	6,533
35330	2640/199020	Ded Waste Tire Management	11,378	11,378
36230	2760/199030	Ded Title V Operating Permit Program Trust	111,458	111,458
36720	2830/199040	Ded Environmental Mgmt. Permit Operation	69,472	69,472
38740	3240/199000	Ded Environmental Management Special	10,677	10,677
49575	6130/199050	Ded Hazardous Substance Resp. Trust Fund-Transfer	19,993	19,993
52620	6820/199080	Ded Asbestos Trust	4,021	4,021
52730	6830/199060	Ded Underground Petrol. Storage Tank-Trust	5,669	5,669
		Totals	425,444	425,444
41395	3610/148300	Southeast Regional Office		
16630	1000/124950	Gen General Fund	109,321	109,321
34420	2530/199010	Ded State Solid Waste Management	11,879	11,879
34840	2580/034840	Ded Recycling Promotion and Assistance	10,269	10,269
35330	2640/199020	Ded Waste Tire Management	14,406	14,406
36230	2760/199030	Ded Title V Operating Permit Program Trust	49,392	49,392
36720	2830/199040	Ded Environmental Mgmt. Permit Operation	46,757	46,757
38740	3240/199000	Ded Environmental Management Special	8,517	8,517
49575	6130/199050	Ded Hazardous Substance Resp. Trust Fund-Transfer	16,297	16,297
52620	6820/199080	Ded Asbestos Trust	1,780	1,780
52730	6830/199060	Ded Underground Petrol. Storage Tank-Trust	4,693	4,693
		Totals	273,311	273,311
41233	3610/102300	Southwest Regional Office		
16630	1000/124950	Gen General Fund	134,215	134,215
34420	2530/199010	Ded State Solid Waste Management	14,583	14,583
34840	2580/034840	Ded Recycling Promotion and Assistance	12,608	12,608
35330	2640/199020	Ded Waste Tire Management	17,686	17,686
36230	2760/199030	Ded Title V Operating Permit Program Trust	60,639	60,639
36720	2830/199040	Ded Environmental Mgmt. Permit Operation	57,406	57,406
38740	3240/199000	Ded Environmental Management Special	10,456	10,456
49575	6130/199050	Ded Hazardous Substance Resp. Trust Fund-Transfer	20,008	20,008
52620	6820/199080	Ded Asbestos Trust	2,185	2,185
52730	6830/199060	Ded Underground Petrol. Storage Tank-Trust	5,764	5,764
		Totals	335,550	335,550
41234	3610/102400	Legal Affairs		
16630	1000/124950	Gen General Fund	561,625	561,625
35330	2640/199020	Ded Waste Tire Management	9,302	9,302
36230	2760/199030	Ded Title V Operating Permit Program Trust	247,167	247,167
36720	2830/199040	Ded Environmental Mgmt. Permit Operation	181,134	181,134
38740	3240/199000	Ded Environmental Management Special	22,230	22,230
49575	6130/199050	Ded Hazardous Substance Resp. Trust Fund-Transfer	41,995	41,995
52620	6820/199080	Ded Asbestos Trust	8,917	8,917
52730	6830/199060	Ded Underground Petrol. Storage Tank-Trust	11,284	11,284
52840	6850/199070	Ded Und. Pet. Stor. Tnk.-Exc. Liab. Trust	384,939	384,939
		Totals	1,468,593	1,468,593

CONSERVATION AND ENVIRONMENT

Fund	Fund Center	State Agency Appropriation Name	Appropriations	
			FY 2011-2012	FY 2012-2013
41236	3610/102600	Investigations		
10660	1000/100710	Gen General Fund	154,870	154,870
34420	2530/199010	Ded State Solid Waste Management	5,924	5,924
34840	2580/034840	Ded Recycling Promotion and Assistance	5,122	5,122
35330	2640/199020	Ded Waste Tire Management	13,926	13,926
36230	2760/199030	Ded Title V Operating Permit Program Trust	51,790	51,790
36720	2830/199040	Ded Environmental Mgmt. Permit Operation	74,615	74,615
38740	3240/199000	Ded Environmental Management Special	9,311	9,311
49575	6130/199050	Ded Hazardous Substance Resp. Trust Fund-Transfer	29,944	29,944
52620	6820/199080	Ded Asbestos Trust	1,868	1,868
52730	6830/199060	Ded Underground Petrol. Storage Tank-Trust	10,517	10,517
		Totals	357,887	357,887
41241	3610/102800	Media and Communications		
10710	1000/100760	Gen General Fund	499,452	499,452
34420	2530/199010	Ded State Solid Waste Management	10,083	10,083
34840	2580/034840	Ded Recycling Promotion and Assistance	8,721	8,721
35330	2640/199020	Ded Waste Tire Management	15,058	15,058
36230	2760/199030	Ded Title V Operating Permit Program Trust	88,137	88,137
36720	2830/199040	Ded Environmental Mgmt. Permit Operation	77,426	77,426
38740	3240/199000	Ded Environmental Management Special	11,664	11,664
49575	6130/199050	Ded Hazardous Substance Resp. Trust Fund-Transfer	24,738	24,738
52620	6820/199080	Ded Asbestos Trust	3,176	3,176
52730	6830/199060	Ded Underground Petrol. Storage Tank-Trust	7,422	7,422
52840	6850/199070	Ded Und. Pet. Stor. Tnk.-Exc. Liab. Trust	253,029	253,029
		Totals	998,906	998,906
41260	3610/102900	Planning and Assessment		
10710	1000/100760	Gen General Fund	404,184	404,184
34420	2530/199010	Ded State Solid Waste Management	11,837	11,837
34840	2580/034840	Ded Recycling Promotion and Assistance	10,154	10,154
35330	2640/199020	Ded Waste Tire Management	17,536	17,536
36230	2760/199030	Ded Title V Operating Permit Program Trust	102,641	102,641
36720	2830/199040	Ded Environmental Mgmt. Permit Operation	90,171	90,171
38740	3240/199000	Ded Environmental Management Special	13,574	13,574
49575	6130/199050	Ded Hazardous Substance Resp. Trust Fund-Transfer	28,806	28,806
52620	6820/199080	Ded Asbestos Trust	3,703	3,703
52730	6830/199060	Ded Underground Petrol. Storage Tank-Trust	8,639	8,639
52840	6850/199070	Ded Und. Pet. Stor. Tnk.-Exc. Liab. Trust	294,574	294,574
		Totals	985,819	985,819
38710	3240/126400	Ohio River Valley Water Sanitation Commission		
		Ded Environmental Management Special	281,318	281,318
15680	1000/121390	Office of Environmental Response		
		Gen General Fund	2,970,737	2,970,737
35710	2680/110000	Tfr Voluntary Remediation	54,026	54,026
62230	3610/140000	Tfr Comp. Environmental Response (CERCLA)	13,964	13,964
62230	3610/154400	Tfr Small Bus. Liab. Relief & Brownfields Revit.	5,046	5,046
49540	6130/108900	Tfr Hazardous Waste - Natural Resource Damages	62,512	62,512
		Totals	3,106,285	3,106,285

CONSERVATION AND ENVIRONMENT

Fund	Fund Center	State Agency Appropriation Name	Appropriations	
			FY 2011-2012	FY 2012-2013
15970	1000/121780	Pollution Prevention and Technical Assistance		
		Gen General Fund	1,153,220	1,153,220
62210	3610/153400	Boating Infrastructure Grant Y-1 B-1		
		Fed Federal Funds	200,000	200,000
62230	3610/152100	Polychlorinated Biphenyls Inspections		
36720	2830/199040	Ded Environmental Mgmt. Permit Operation	19,420	19,420
		Fed Federal Funds	102,829	102,829
		Totals	122,249	122,249
62230	3610/152900	Beach Protection Grant		
		Fed Federal Funds	209,328	209,328
16190	1000/122710	U.S. Geological Survey Contracts		
38740	3240/199000	Ded Environmental Management Special	54,738	54,738
34410	2530/149500	State Solid Waste Grants Management		
34420	2530/199010	Ded State Solid Waste Management	455,781	455,781
34810	2580/126000	Recycling Operating		
34840	2580/034840	Ded Recycling Promotion and Assistance	575,618	575,618
34830	2580/126200	Recycling Promotion and Assistance Program		
34840	2580/034840	Ded Recycling Promotion and Assistance	524,000	524,000
35710	2680/110000	Voluntary Clean-up Program		
		Ded Voluntary Remediation	895,168	895,168
36720	2830/199040	Tfr Environmental Mgmt. Permit Operation	29,446	29,446
62230	3610/146000	Tfr Waste Water State Revolving Fund	13,051	13,051
62230	3610/152100	Tfr Polychlorinated Biphenyls Inspections	301	301
49535	6130/108800	Tfr Hazardous Waste Sites - State Clean-Up	14,795	14,795
52810	6850/100100	Tfr Und. Pet. Stor. Tnk.-Exc. Liab. Trust	58,577	58,577
		Totals	1,011,338	1,011,338
36210	2760/150000	Title V Air Permit Program		
		Ded Title V Operating Permit Program Trust	12,313,491	12,313,491
62230	3610/140900	Tfr Air Management Operating	122,000	122,000
62230	3610/149800	Tfr Ambient Air Monitoring Network Grant	82,500	82,500
62240	3610/154200	Tfr Bio Watch Monitoring	60,800	60,800
52615	6820/130000	Tfr Asbestos Trust	91,500	91,500
		Totals	12,670,291	12,670,291
36730	2830/100600	Water Management Permitting		
13065	1000/104910	Gen General Fund	1,660,170	1,660,170
36720	2830/199040	Ded Environmental Mgmt. Permit Operation	4,751,106	4,751,106
62230	2830/101700	Tfr Environmental Mgmt. Permit Operation	26,000	26,000
62230	3610/140500	Tfr Non-Point Source 319	28,000	28,000
		Totals	6,465,276	6,465,276

CONSERVATION AND ENVIRONMENT

Fund	Fund Center	State Agency Appropriation Name	Appropriations	
			FY 2011-2012	FY 2012-2013
36710	2830/100700	Solid Waste Management Permitting		
15790	1000/121520	Gen General Fund	1,768,784	1,768,784
36720	2830/199040	Ded Environmental Mgmt. Permit Operation	3,012,230	3,012,230
12810	1000/104080	Tfr CFO/CAFO Inspections	282,500	282,500
15680	1000/121390	Tfr Office of Environmental Response	185,302	185,302
35710	2680/110000	Tfr Voluntary Remediation	31,370	31,370
62230	3610/140000	Tfr Comp. Environmental Response (CERCLA)	33,847	33,847
62230	3610/154400	Tfr Small Bus. Liab. Relief & Brownfields Revit.	2,342	2,342
49535	6130/108800	Tfr Hazardous Waste Sites - State Clean-Up	70,530	70,530
		Totals	5,386,905	5,386,905
12800	1000/104070	Auto Emissions Testing Program		
		Gen General Fund	5,440,499	5,440,499
12810	1000/104080	Confined Feeding Operations/Concentrated Animal Feeding Operations Inspections		
		Gen General Fund	282,500	282,500
62230	2830/100800	Hazardous Waste Management Permitting - Federal		
16790	1000/129220	Gen General Fund	1,316,311	1,316,311
		Fed Environmental Mgmt. Permit Operation	2,394,365	2,394,365
35710	2680/110000	Tfr Voluntary Remediation	60,704	60,704
49535	6130/108800	Tfr Hazardous Waste Sites - State Clean-Up	73,814	73,814
		Totals	3,845,194	3,845,194
62230	2830/101700	Safe Drinking Water Program		
16930	1000/129470	Gen General Fund	215,599	215,599
36720	2830/199040	Ded Environmental Mgmt. Permit Operation	2,692,762	2,692,762
		Fed Environmental Mgmt. Permit Operation	1,971,766	1,971,766
62230	3610/103870	Tfr Supplemental Watershed Monitoring Initiative	23,694	23,694
62230	3610/141400	Tfr Water Management Nonpermitting	76,379	76,379
62230	3610/154900	Tfr Operator Certification Expense Reimbursement	18,484	18,484
		Totals	4,998,684	4,998,684
62230	3610/100300	Galen Myers Dump		
		Fed Federal Funds	61,689	61,689
15680	1000/121390	Tfr Office of Environmental Response	2,652	2,652
62230	3610/145300	Tfr Core Superfund	1,221	1,221
49555	6130/111000	Tfr Superfund Match	7,661	7,661
52810	6850/100100	Tfr Und. Pet. Stor. Tnk.-Exc. Liab. Trust	3,392	3,392
		Totals	76,615	76,615
62230	3610/100400	Continental Steel		
		Fed Federal Funds	385,271	385,271
62230	2830/100800	Tfr Environmental Mgmt. Permit Operation	3,377	3,377
		Totals	388,648	388,648
34420	2530/199010	State Solid Waste Management Fund - Transfer		
		Tfr State Solid Waste Management	591,224	591,224
62230	3610/132400	Lakewide Management Plan		
		Fed Federal Funds	209,678	209,678
62210	3610/132500	Clean Vessel Pumpout		
38740	3240/199000	Ded Environmental Management Special	28,288	28,288
		Fed Federal Funds	189,307	189,307
		Totals	217,595	217,595

CONSERVATION AND ENVIRONMENT

Fund	Fund Center	State Agency Appropriation Name	Appropriations	
			FY 2011-2012	FY 2012-2013
62230	3610/140000	Comprehensive Environmental Response (CERCLA)		
		Fed Federal Funds	392,993	392,993
49535	6130/108800	Tfr Hazardous Waste Sites - State Clean-Up	96,610	96,610
		Totals	489,603	489,603
62230	3610/140400	Groundwater Program		
38740	3240/199000	Ded Environmental Management Special	111,269	111,269
		Fed Federal Funds	300,843	300,843
		Totals	412,112	412,112
62230	3610/140500	Non-Point Source 319		
		Fed Federal Funds	5,893,909	5,893,909
62230	3610/141000	Tfr 205 J Program Grant	7,054	7,054
		Totals	5,900,963	5,900,963
62230	3610/140800	Underground Storage Tank Program		
52730	6830/199060	Ded Underground Petrol. Storage Tank-Trust	306,234	306,234
		Fed Federal Funds	892,731	892,731
62230	2830/100800	Tfr Environmental Mgmt. Permit Operation	7,842	7,842
62230	3610/144600	Tfr Leaking Underground Storage Tanks	3,848	3,848
52710	6830/160100	Tfr Underground Petrol. Storage Tank-Trust	14,280	14,280
		Totals	1,224,935	1,224,935
62230	3610/140900	Air Management Operating		
16730	1000/129110	Gen General Fund	604,576	604,576
38740	3240/199000	Ded Environmental Management Special	264,324	264,324
		Fed Federal Funds	3,373,145	3,373,145
62230	3610/149800	Tfr Ambient Air Monitoring Network Grant	119,000	119,000
62240	3610/154200	Tfr Bio Watch Monitoring	15,800	15,800
52615	6820/130000	Tfr Asbestos Trust	9,500	9,500
		Totals	4,386,345	4,386,345
36711	2830/036711	Hazardous Waste Management Permitting		
36720	2830/199040	Ded Environmental Mgmt. Permit Operation	4,042,984	4,042,984
62200	6000/175000	Tfr Defense Environmental Restoration	1,329	1,329
49535	6130/108800	Tfr Hazardous Waste Sites - State Clean-Up	13,399	13,399
49540	6130/108900	Tfr Hazardous Waste - Natural Resource Damages	6,044	6,044
52810	6850/100100	Tfr Und. Pet. Stor. Tnk.-Exc. Liab. Trust	67,925	67,925
		Totals	4,131,681	4,131,681
62230	3610/141000	205 J Program Grant		
		Fed Federal Funds	183,101	183,101
62230	3610/141400	Water Management Nonpermitting		
16090	1000/121920	Gen General Fund	3,561,364	3,561,364
		Fed Federal Funds	1,820,870	1,820,870
62230	2830/101700	Tfr Environmental Mgmt. Permit Operation	177,391	177,391
62230	3610/140500	Tfr Non-Point Source 319	162,000	162,000
62230	3610/151300	Tfr Wetlands Protection	8,000	8,000
		Totals	5,729,625	5,729,625
62230	3610/142400	Great Lakes Initiative		
38740	3240/199000	Ded Environmental Management Special	57,385	57,385
		Fed Federal Funds	129,256	129,256
		Totals	186,641	186,641

CONSERVATION AND ENVIRONMENT

Fund	Fund Center	State Agency Appropriation Name	Appropriations	
			FY 2011-2012	FY 2012-2013
62230	3610/143500	Coastal Management (Pollution Prevention Incentives)		
		Fed Federal Funds	160,000	160,000
62230	3610/103870	Supplemental Watershed Monitoring Initiative		
		Fed Federal Funds	389,773	389,773
62230	3610/144600	Leaking Underground Storage Tanks		
52730	6830/199060	Ded Underground Petrol. Storage Tank-Trust	171,431	171,431
		Fed Federal Funds	1,669,786	1,669,786
35710	2680/110000	Tfr Voluntary Remediation	61,688	61,688
62230	3610/100400	Tfr Continental Steel	4,220	4,220
62230	3610/140000	Tfr Comp. Environmental Response (CERCLA)	3,610	3,610
62200	6000/175000	Tfr Defense Environmental Restoration	2,159	2,159
49535	6130/108800	Tfr Hazardous Waste Sites - State Clean-Up	30,207	30,207
		Totals	1,943,101	1,943,101
62230	3610/145300	Core Superfund		
49575	6130/199050	Ded Hazardous Substance Resp. Trust Fund-Transfer	16,538	16,538
		Fed Federal Funds	148,851	148,851
62230	3610/156120	Tfr Combined Superfund Grants	2,905	2,905
62200	6000/175000	Tfr Defense Environmental Restoration	33,912	33,912
		Totals	202,206	202,206
62230	3610/146000	Waste Water State Revolving Fund		
		Ded Dedicated Funds	579,222	579,222
62230	3610/149800	Ambient Air Monitoring Network Grant		
		Fed Federal Funds	981,165	981,165
62240	3610/154200	Tfr Bio Watch Monitoring	19,500	19,500
		Totals	1,000,665	1,000,665
62200	6000/175000	Defense Environmental Restoration		
		Fed Federal Funds	258,807	258,807
49535	6130/108800	Tfr Hazardous Waste Sites - State Clean-Up	39,528	39,528
		Totals	298,335	298,335
49535	6130/108800	Hazardous Waste Sites - State Clean-Up		
		Ded Dedicated Funds	2,007,094	2,007,094
35710	2680/110000	Tfr Voluntary Remediation	71,735	71,735
62230	3610/140000	Tfr Comp. Environmental Response (CERCLA)	73,661	73,661
62230	3610/154400	Tfr Small Bus. Liab. Relief & Brownfields Revit.	1,105	1,105
62200	6000/175000	Tfr Defense Environmental Restoration	2,852	2,852
49540	6130/108900	Tfr Hazardous Waste - Natural Resource Damages	6,872	6,872
		Totals	2,163,319	2,163,319
49540	6130/108900	Hazardous Waste - Natural Resource Damages		
		Ded Dedicated Funds	413,936	413,936
49555	6130/111000	Superfund Match		
		Ded Dedicated Funds	152,983	152,983
49575	6130/199050	Hazardous Substance Response Trust Fund - Transfer		
		Tfr Transferred Funds	1,285,386	1,285,386
49560	6130/120000	Household Hazardous Waste		
49575	6130/199050	Ded Hazardous Substance Resp. Trust Fund-Transfer	38,293	38,293
52615	6820/130000	Asbestos Trust - Operating		
		Ded Asbestos Trust	472,163	472,163

CONSERVATION AND ENVIRONMENT

Fund	Fund Center	State Agency Appropriation Name	Appropriations	
			FY 2011-2012	FY 2012-2013
52810	6850/100100	Underground Petroleum Storage Tank - Operating		
		Ded Und. Pet. Stor. Tnk.-Exc. Liab. Trust	41,617,347	41,617,347
15680	1000/121390	Tfr Office of Environmental Response	105,289	105,289
35710	2680/110000	Tfr Voluntary Remediation	9,755	9,755
36710	2830/100700	Tfr Environmental Mgmt. Permit Operation	14,605	14,605
62230	2830/100800	Tfr Environmental Mgmt. Permit Operation	46,937	46,937
		Totals	41,793,933	41,793,933
52840	6850/199070	Underground Petroleum Storage Tank Excess Liability Trust Fund - Transfer		
		Tfr Und. Pet. Stor. Tnk.-Exc. Liab. Trust	2,716,574	2,716,574
35310	2640/101300	Waste Tire Management		
		Ded Waste Tire Management	417,147	417,147
36810	2840/101400	Voluntary Compliance		
38740	3240/199000	Ded Environmental Management Special	731,773	731,773
36210	2760/150000	Tfr Title V Operating Permit Program Trust	52,000	52,000
		Totals	783,773	783,773
38730	3240/140600	Environmental Management Special Fund - Operating		
		Ded Environmental Management Special	661,315	661,315
35330	2640/199020	Waste Tire Management Fund - Transfer		
		Tfr Waste Tire Management	247,081	247,081
35320	2640/110100	Waste Tire Re-use		
35330	2640/199020	Ded Waste Tire Management	33,796	33,796
36230	2760/199030	Title V Operating Permit Trust Fund - Transfer		
		Tfr Title V Operating Permit Program Trust	1,492,135	1,492,135
36720	2830/199040	Environmental Management Permit Operation Fund - Transfer		
		Tfr Environmental Mgmt. Permit Operation	15,796,096	15,796,096
62230	3610/156120	Combined Superfund Grants		
		Fed Federal Funds	338,401	338,401
62230	3610/100300	Tfr Galen Myers Dump	10,000	10,000
62230	3610/144600	Tfr Leaking Underground Storage Tanks	11,614	11,614
		Totals	360,015	360,015
41265	3610/103440	Office of Water Quality Laboratory Contracts		
38740	3240/199000	Ded Environmental Management Special	289,399	289,399
49575	6130/199050	Ded Hazardous Substance Resp. Trust Fund-Transfer	675,266	675,266
		Totals	964,665	964,665
49580	6000/049580	Electronic Waste		
		Ded Dedicated Funds	131,473	131,473
62230	3610/151300	Wetlands Protection		
38740	3240/199000	Ded Environmental Management Special	11,062	11,062
		Fed Federal Funds	33,187	33,187
		Totals	44,249	44,249
62230	3610/151500	Drinking Water State Revolving Loan Fund Operating		
		Fed Federal Funds	205,920	205,920
62230	3610/152400	Brownfield Clean-Up & Trails and Parks Initiative		
		Fed Federal Funds	40,000	40,000
62230	3610/153700	Counter-Terrorism Coordination		
		Fed Federal Funds	175,338	175,338

CONSERVATION AND ENVIRONMENT

Fund	Fund Center	State Agency Appropriation Name	Appropriations	
			FY 2011-2012	FY 2012-2013
62240	3610/154200	Bio Watch Monitoring		
		Fed Federal Funds	194,299	194,299
62230	3610/154400	Small Business Liability Relief & Brownfields Revitalization Act		
		Fed Federal Funds	507,042	507,042
62230	3610/154900	Operator Certification Expense Reimbursement		
		Fed Federal Funds	30,208	30,208
62230	3610/160410	Permit Compliance System		
		Fed Federal Funds	37,593	37,593
52710	6830/160100	Petroleum Trust - Operating		
		Ded Underground Petrol. Storage Tank-Trust	325,934	325,934
62230	3610/144600	Tfr Leaking Underground Storage Tanks	8,973	8,973
		Totals	334,907	334,907
52730	6830/199060	Underground Petroleum Storage Tank Trust Fund - Transfer		
		Tfr Underground Petrol. Storage Tank-Trust	590,762	590,762
62230	8066/000030	Reducing Greenhouse Gas Emissions		
		Fed Fed. Environmental Protection Agency	38,250	38,250
		DEPARTMENT OF ENVIRONMENTAL MANAGEMENT TOTALS		
		General Fund	24,338,601	24,338,601
		Dedicated Funds	86,384,413	86,384,413
		Federal Funds	23,919,701	23,919,701
		Totals	134,642,715	134,642,715
		OTHER ENVIRONMENTAL MANAGEMENT		
10330	1000/100350	Office of Environmental Adjudication		
		Gen General Fund	328,958	328,958
13890	1000/107030	Tfr Commission on Proprietary Education	15,000	15,000
		Totals	343,958	343,958
		CONSERVATION AND ENVIRONMENT TOTALS		
		General Fund	73,239,701	73,239,701
		Dedicated Funds	154,338,840	154,338,840
		Federal Funds	55,344,927	55,344,927
		Totals	282,923,468	282,923,468