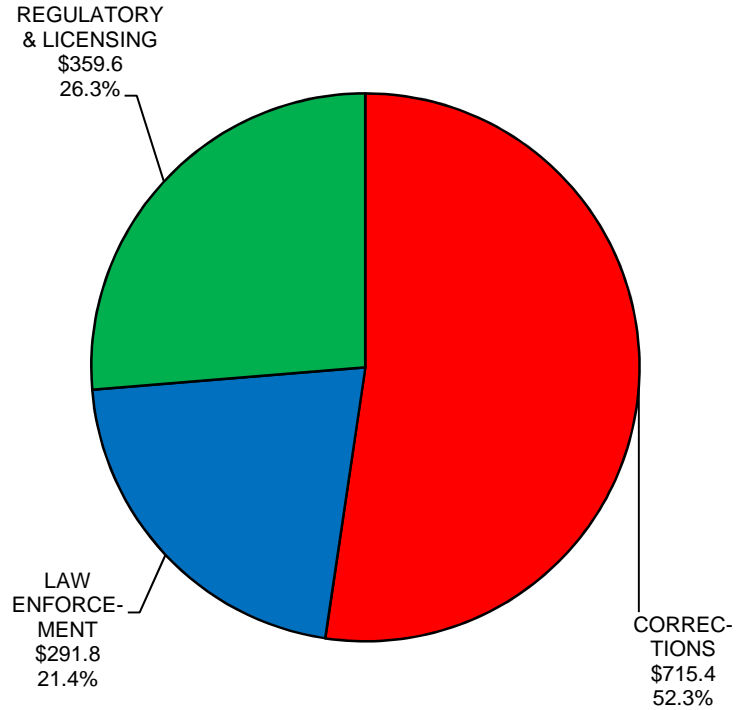


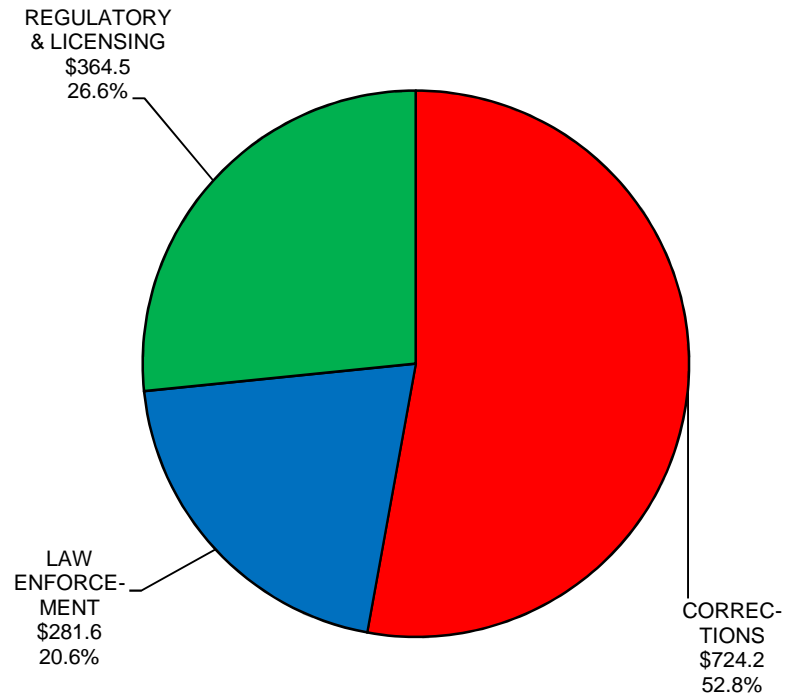
II — PUBLIC SAFETY

**PUBLIC SAFETY
APPROPRIATIONS BY SUB-DIVISION SHARE
2011-2013 BIENNIUM
\$2,737.2 MILLION**

**FY 2011-2012
\$1,366.8 Million**

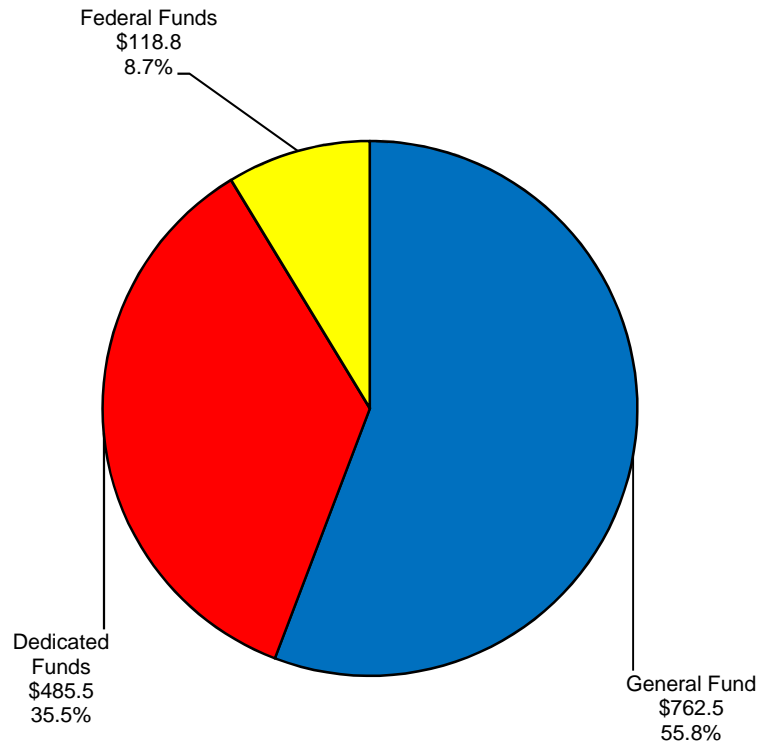


**FY 2012-2013
\$1,370.4 Million**

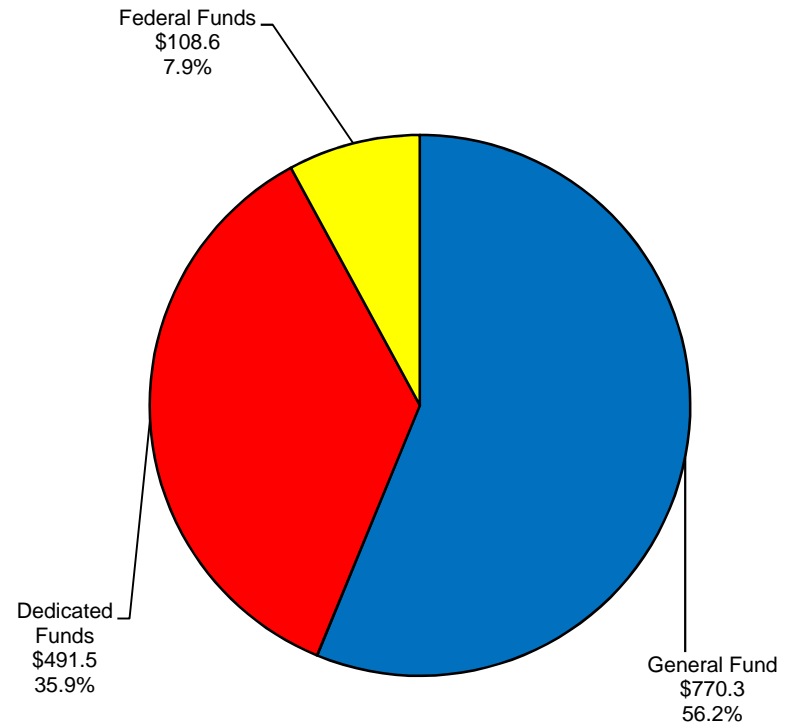


**PUBLIC SAFETY
APPROPRIATIONS BY FUND TYPE
2011-2013 BIENNIUM
\$2,737.2 MILLION**

**FY 2011-2012
\$1,366.8 Million**



**FY 2012-2013
\$1,370.4 Million**



PUBLIC SAFETY

Fund	Fund Center	State Agency Appropriation Name	Appropriations	
			FY 2011-2012	FY 2012-2013
PUBLIC SAFETY				
CORRECTIONS				
Department of Correction				
Administration				
13500	1000/106150	Central Office Gen General Fund	17,721,268	17,921,268
13390	1000/106020	Escapee Counsel and Trial Expense Gen General Fund	300,000	300,000
13400	1000/106030	County Jail Misdemeanant Housing Gen General Fund	4,281,071	4,281,071
13460	1000/106110	Adult Contract Beds Gen General Fund	7,622,125	7,622,125
13470	1000/106120	Staff Development and Training Gen General Fund	960,966	960,966
13490	1000/106140	Parole Division Gen General Fund	9,222,476	9,222,476
13510	1000/106160	Parole Board Gen General Fund	654,427	654,427
13580	1000/106250	Information Management Services Gen General Fund	1,025,000	1,025,000
13830	1000/106880	Juvenile Transition Gen General Fund	1,727,800	1,727,800
17790	1000/216100	Community Corrections Programs Gen General Fund	34,018,114	34,018,114
11070	1000/101140	Drug Prevention and Offender Transition Gen General Fund	122,945	122,945
15360	1000/120370	Central Emergency Response Gen General Fund	746,772	746,772
55310	2960/110380	Youth Services Transitional Services Program Ded Youth Services Transitional Services	1	1
18790	1000/656150	Medical Services Gen General Fund	77,263,235	81,581,396
46270	6000/144500	Ded Offender Medical Co-Payment	200,000	200,000
13370	1000/105900	Tfr Medical Service Payments	24,670,000	24,670,000
Totals			102,133,235	106,451,396
16420	1000/123040	County Jail Maintenance Contingency Fund Gen General Fund	24,515,225	24,515,225
13370	1000/105900	Medical Service Payments Gen General Fund	25,000,000	25,000,000
13430	1000/106060	Food Services Gen General Fund	37,646,381	39,241,198
13770	1000/106770	Educational Services Gen General Fund	9,483,219	10,483,219

PUBLIC SAFETY

Fund	Fund Center	State Agency Appropriation Name	Appropriations	
			FY 2011-2012	FY 2012-2013
33310	2360/161500	Drug Abuse Prevention		
		Ded Drug Abuse	150,000	150,000
62510	3680/169500	Substance Abuse		
		Tfr Transferred Funds	217,228	217,228
71350	5150/180100	PEN Products Operating		
		Ded Industry and Farm Products Revolving	4,153,639	4,153,639
48677	6000/048677	DOC Child Support		
		Ded Dedicated Funds	100,000	100,000
62510	6000/100520	Juvenile Accountability Block Grant		
		Fed Federal Funds	127,925	127,925
62510	6000/103480	Sex Offender Management Training (CASOM-08)		
		Fed Federal Funds	50,000	50,000
62540	6000/106080	Therapeutic Community		
		Fed Federal Funds	344,182	344,182
62500	6000/126800	Title I-Youth Account		
		Tfr Transferred Funds	887,197	887,197
62500	6000/131800	Chapter I, Part B Handicapped		
		Fed Federal Funds	339,941	339,941
62500	6000/161400	Adult Basic Education		
		Tfr Transferred Funds	352,901	352,901
62510	6000/142110	Statewide Auto Victim Information & Notification (SAVIN)		
		Fed Federal Funds	700,000	700,000
62500	6000/142120	Prevention & Relationship Enhancement Program (PREP)		
		Fed Federal Funds	399,869	399,869
62500	6000/142140	Promoting Responsible Fatherhood		
		Fed Federal Funds	249,715	249,715
62500	6000/168500	State Vocational Reimbursement Fund		
		Fed Federal Funds	1,200,000	1,200,000
62510	6000/152700	Workplace & Community Transition		
		Fed Federal Funds	335,000	335,000
62510	6000/197000	State Criminal Alien Assistance Program		
		Fed Federal Funds	621,918	621,918
Administration Totals				
		General Fund	252,311,024	259,424,002
		Dedicated Funds	4,603,640	4,603,640
		Federal Funds	4,368,550	4,368,550
Totals			261,283,214	268,396,192

Correctional Facilities

13550	1000/106200	Indiana State Prison		
		Gen General Fund	34,664,960	34,664,960
71420	5150/181100	State Prison - PEN/Industries		
		Ded Industry and Farm Products Revolving	7,224,220	7,495,763
71510	5150/182100	State Prison - PEN/Farm		
		Ded Industry and Farm Products Revolving	152,011	152,011

PUBLIC SAFETY

Fund	Fund Center	State Agency Appropriation Name	Appropriations	
			FY 2011-2012	FY 2012-2013
		Indiana State Prison Totals		
		General Fund	34,664,960	34,664,960
		Dedicated Funds	7,376,231	7,647,774
		Totals	42,041,191	42,312,734
13610	1000/106300	Pendleton Correctional Facility		
		Gen General Fund	31,158,843	31,158,843
71430	5150/181200	Pendleton Correctional Facility - PEN/Industries		
		Ded Industry and Farm Products Revolving	1,744,486	1,822,033
71520	5150/182200	Pendleton Correctional Facility - PEN/Farm		
		Ded Industry and Farm Products Revolving	97,393	97,393
		Pendleton Correctional Facility Totals		
		General Fund	31,158,843	31,158,843
		Dedicated Funds	1,841,879	1,919,426
		Totals	33,000,722	33,078,269
13620	1000/106350	Correctional Industrial Facility		
		Gen General Fund	19,770,367	19,770,367
71490	5150/181800	Correctional Industrial Facility - Food		
		Ded Industry and Farm Products Revolving	553,492	509,649
		Correctional Industrial Facility Totals		
		General Fund	19,770,367	19,770,367
		Dedicated Funds	553,492	509,649
		Totals	20,323,859	20,280,016
13640	1000/106400	Indiana Women's Prison		
		Gen General Fund	8,699,209	8,699,209
71450	5150/181400	Women's Prison - PEN/Industries		
		Ded Industry and Farm Products Revolving	10,000	10,000
		Indiana Women's Prison Totals		
		General Fund	8,699,209	8,699,209
		Dedicated Funds	10,000	10,000
		Totals	8,709,209	8,709,209
13670	1000/106500	Putnamville Correctional Facility		
		Gen General Fund	31,079,736	31,079,736
71440	5150/181300	Putnamville Correctional Facility - PEN/Industries		
		Ded Industry and Farm Products Revolving	173,883	173,883
71530	5150/182300	Putnamville Correctional Facility - PEN/Farm		
		Ded Industry and Farm Products Revolving	79,161	79,161
		Putnamville Correctional Facility Totals		
		General Fund	31,079,736	31,079,736
		Dedicated Funds	253,044	253,044
		Totals	31,332,780	31,332,780
13730	1000/106650	Wabash Valley Correctional Facility		
		Gen General Fund	37,297,576	37,297,576

PUBLIC SAFETY

Fund	Fund Center	State Agency Appropriation Name	Appropriations	
			FY 2011-2012	FY 2012-2013
71470	5150/181600	Wabash Valley Correctional Facility - PEN		
		Ded Industry and Farm Products Revolving	2,703,554	2,769,641
		Wabash Valley Correctional Facility Totals		
		General Fund	37,297,576	37,297,576
		Dedicated Funds	2,703,554	2,769,641
		Totals	40,001,130	40,067,217
13710	1000/106600	Indianapolis Re-Entry Education Facility		
		Gen General Fund	10,811,295	10,811,295
13760	1000/106750	Branchville Correctional Facility		
		Gen General Fund	18,559,773	18,559,773
33310	2360/161500	Tfr Drug Abuse	75,000	75,000
		Totals	18,634,773	18,634,773
71480	5150/181700	Branchville Correctional Facility - PEN/Industries		
		Ded Industry and Farm Products Revolving	1,269,398	1,225,575
		Branchville Correctional Facility Totals		
		General Fund	18,559,773	18,559,773
		Dedicated Funds	1,269,398	1,225,575
		Totals	19,829,171	19,785,348
13780	1000/106800	Westville Correctional Facility		
		Gen General Fund	46,050,154	46,050,154
33310	2360/161500	Tfr Drug Abuse	75,000	75,000
		Totals	46,125,154	46,125,154
71460	5150/181500	Westville Correctional Facility - PEN/Industries		
		Ded Industry and Farm Products Revolving	1,292,612	1,390,610
		Westville Correctional Facility Totals		
		General Fund	46,050,154	46,050,154
		Dedicated Funds	1,292,612	1,390,610
		Totals	47,342,766	47,440,764
13810	1000/106850	Rockville Correctional Facility for Women		
		Gen General Fund	15,075,671	15,075,671
71500	5150/181900	Rockville Correctional Facility - PEN/Industries		
		Ded Industry and Farm Products Revolving	836,906	870,300
		Rockville Correctional Facility for Women Totals		
		General Fund	15,075,671	15,075,671
		Dedicated Funds	836,906	870,300
		Totals	15,912,577	15,945,971
13840	1000/106900	Plainfield Correctional Facility		
		Gen General Fund	20,646,086	20,646,086
71380	5150/180400	Plainfield Correctional Facility - PEN/Industries		
		Ded Industry and Farm Products Revolving	711,492	711,492
71400	5150/180600	Commissary		
		Ded Industry and Farm Products Revolving	20,213,832	20,624,733

PUBLIC SAFETY

Fund	Fund Center	State Agency Appropriation Name	Appropriations	
			FY 2011-2012	FY 2012-2013
		Plainfield Correctional Facility Totals		
		General Fund	20,646,086	20,646,086
		Dedicated Funds	20,925,324	21,336,225
		Totals	41,571,410	41,982,311
13850	1000/106950	Reception and Diagnostic Center		
		Gen General Fund	12,065,014	12,065,014
13600	1000/106280	Miami Correctional Facility		
		Gen General Fund	32,241,400	32,241,400
71540	5150/182500	Miami Correctional Facility - PEN/Industries		
		Ded Industry and Farm Products Revolving	3,188,726	3,318,597
		Miami Correctional Facility Totals		
		General Fund	32,241,400	32,241,400
		Dedicated Funds	3,188,726	3,318,597
		Totals	35,430,126	35,559,997
13650	1000/106450	New Castle Correctional Facility		
		Gen General Fund	34,150,948	34,833,967
		Social Services Block Grant (Title XX)		
41714	3900/161800	Title XX WR - South Bend Work Release Center		
13480	1000/106130	Gen General Fund	1,163,599	1,163,599
17800	1000/216150	Ded Work Release (IC 11-10-8-6.5)	350,000	350,000
		Totals	1,513,599	1,513,599
41722	3900/162100	Title XX WR - Women's Indianapolis		
13480	1000/106130	Gen General Fund	577,664	577,664
17800	1000/216150	Ded Work Release (IC 11-10-8-6.5)	350,000	350,000
		Totals	927,664	927,664
		Social Services Block Grant (Title XX) Totals		
		General Fund	1,741,263	1,741,263
		Dedicated Funds	700,000	700,000
		Totals	2,441,263	2,441,263
		Correctional Units		
13440	1000/106070	Henryville Correctional Facility		
		Gen General Fund	2,519,557	2,519,557
13520	1000/106170	Chain O' Lakes Correctional Facility		
		Gen General Fund	2,271,674	2,271,674
13740	1000/106670	Madison Correctional Facility		
		Gen General Fund	7,281,550	7,281,550
13860	1000/106970	Edinburgh Correctional Facility		
		Gen General Fund	3,822,948	3,822,948
		Correctional Units Totals		
		General Fund	15,895,729	15,895,729

PUBLIC SAFETY

Fund	Fund Center	State Agency Appropriation Name	Appropriations	
			FY 2011-2012	FY 2012-2013
Juvenile Residential				
13820	1000/106870	South Bend Juvenile Correctional Facility		
		Gen General Fund	7,140,267	7,140,267
62500	6000/168500	Tfr State Vocational Reimbursement Fund	240,000	240,000
		Totals	7,380,267	7,380,267
13700	1000/106580	North Central Juvenile Correctional Facility		
		Gen General Fund	10,836,649	10,836,649
62500	6000/168500	Tfr State Vocational Reimbursement Fund	240,000	240,000
		Totals	11,076,649	11,076,649
13720	1000/106610	Camp Summit		
		Gen General Fund	3,632,634	3,632,634
62500	6000/168500	Tfr State Vocational Reimbursement Fund	240,000	240,000
		Totals	3,872,634	3,872,634
13680	1000/106550	Pendleton Juvenile Correctional Facility		
		Gen General Fund	15,526,213	15,526,213
62540	3520/161500	Fed Title XX	752,199	752,199
62500	6000/168500	Tfr State Vocational Reimbursement Fund	240,000	240,000
		Totals	16,518,412	16,518,412
14535	1000/108350	Madison Juvenile Correctional Facility		
		Gen General Fund	5,264,398	5,264,398
62500	6000/168500	Tfr State Vocational Reimbursement Fund	240,000	240,000
		Totals	5,504,398	5,504,398
Juvenile Residential Totals				
		General Fund	42,400,161	42,400,161
		Federal Funds	752,199	752,199
		Totals	43,152,360	43,152,360
Correctional Facilities Totals				
		General Fund	412,308,185	412,991,204
		Dedicated Funds	40,951,166	41,950,841
		Federal Funds	752,199	752,199
		Totals	454,011,550	455,694,244
Department of Correction Totals				
		General Fund	664,619,209	672,415,206
		Dedicated Funds	45,554,806	46,554,481
		Federal Funds	5,120,749	5,120,749
		Totals	715,294,764	724,090,436
Other Corrections				
Department of Administration				
11640	1000/101830	Department of Correction Ombudsman Bureau		
		Gen General Fund	132,994	132,994
CORRECTIONS TOTALS				
		General Fund	664,752,203	672,548,200
		Dedicated Funds	45,554,806	46,554,481
		Federal Funds	5,120,749	5,120,749
		Totals	715,427,758	724,223,430

PUBLIC SAFETY

Fund	Fund Center	State Agency Appropriation Name	Appropriations	
			FY 2011-2012	FY 2012-2013
LAW ENFORCEMENT				
State Police				
17380	1000/211000	Insurance Recovery		
		Ded Dedicated Funds	113,643	113,643
12755	1000/012755	Indiana Intelligence Fusion Center		
		Gen General Fund	823,864	823,864
32210	2200/102190	State Police Training		
		Ded State Police Training	500,698	500,698
32720	2260/102000	Odometer Fraud Investigation		
		Ded Motor Vehicle Odometer	50,000	50,000
33210	2350/102210	Drug Interdiction		
		Ded Drug Interdiction	215,000	215,000
30132	3010/110600	Forensic and Health Sciences Laboratories		
14900	1000/109000	Gen General Fund	3,616,706	3,616,706
32830	2270/109200	Ded Motor Carrier Regulation	349,341	349,341
		Ded Motor Vehicle Highway Account	6,308,687	6,308,687
		Totals	10,274,734	10,274,734
30126	3010/110000	State Police		
14900	1000/109000	Gen General Fund	43,999,585	43,999,585
32830	2270/109200	Ded Motor Carrier Regulation	4,235,471	4,235,471
		Ded Motor Vehicle Highway Account	76,487,626	76,487,626
47410	6000/169710	Tfr Excess Handgun License Fees	2,065,106	2,065,106
60810	6000/185900	Tfr Motor Carrier Safety Assistance Program	1,292,925	1,292,925
		Totals	128,080,713	128,080,713
30130	3010/110500	Enforcement Aid		
16720	1000/129070	Gen General Fund	38,536	38,536
		Ded Motor Vehicle Highway Account	38,537	38,537
		Totals	77,073	77,073
60810	3010/125500	Highway Safety Plan 100		
		Tfr Motor Vehicle Highway Account	1,800,000	1,800,000
30152	3010/102310	Pension Fund		
14910	1000/109010	Gen General Fund	6,184,606	6,184,606
		Ded Motor Vehicle Highway Account	6,184,608	6,184,608
		Totals	12,369,214	12,369,214
30148	3010/190200	Benefit Fund		
14990	1000/109130	Gen General Fund	1,713,151	1,713,151
		Ded Motor Vehicle Highway Account	1,713,151	1,713,151
		Totals	3,426,302	3,426,302
30150	3010/190300	Supplemental Pension		
14920	1000/109030	Gen General Fund	2,171,723	2,171,723
		Ded Motor Vehicle Highway Account	2,171,723	2,171,723
		Totals	4,343,446	4,343,446
38110	3130/102230	Accident Reporting		
		Ded Accident Report Account	25,500	25,500
60800	3680/101100	Forensic Science		
		Tfr Transferred Funds	125,000	125,000

PUBLIC SAFETY

Fund	Fund Center	State Agency Appropriation Name	Appropriations	
			FY 2011-2012	FY 2012-2013
60800	3680/102240	Criminal Justice Planning		
		Tfr Transferred Funds	486,674	486,674
60800	3680/103210	Meth Suppression Grant		
		Tfr Transferred Funds	458,408	458,408
60800	3680/110330	Advanced Criminal Enforcement Program		
		Tfr Transferred Funds	436,885	436,885
71671	5220/071671	ISP Aviation Rotary Fund		
		Ded Administration Services Revolving	1,125,916	1,125,916
44000	6000/102180	Airport Task Force		
		Ded Dedicated Funds	18,321	18,321
60800	6000/100400	Marijuana Eradication and Suppression		
		Fed Federal Funds	465,000	465,000
44860	6000/117700	US Attorney General Forfeited		
		Ded Dedicated Funds	195,125	195,125
60800	6000/111800	Crimes Against Children Program		
		Fed Federal Funds	341,670	341,670
44180	6000/104900	Project Income/Grant		
		Ded Dedicated Funds	80,994	80,994
44470	6000/109800	Fingerprint (FBI Print)		
		Ded Dedicated Funds	773,687	773,687
47410	6000/169710	Excess Handgun License Fees		
		Ded Dedicated Funds	2,904,256	2,904,256
60820	6000/184600	State Homeland Security Programs		
		Tfr Transferred Funds	1,524,748	1,524,748
60810	6000/185900	Motor Carrier Safety Assistance Program		
		Fed Federal Funds	5,269,392	5,269,392
60800	6000/192400	Backlog Reduction		
		Fed Federal Funds	619,386	619,386
48360	6000/192900	DNA Sample Processing Fund		
		Ded Dedicated Funds	1,327,777	1,327,777
90022	9320/930290	Automated Fingerprint Identification System		
		Ded Fingerprint Identification	1	1
60810	6000/193500	Motor Carrier Safety Assistance Program New Entrant		
		Fed Federal Funds	1,014,974	1,014,974
48450	6000/194400	ISP Youth Education, Museum & Memorial		
		Ded Dedicated Funds	71,989	71,989
State Police Totals				
		General Fund	58,548,171	58,548,171
		Dedicated Funds	104,892,051	104,892,051
		Federal Funds	7,710,422	7,710,422
Totals			171,150,644	171,150,644
Integrated Public Safety Commission				
37110	2860/100100	Integrated Public Safety Commission - Project SAFE-T		
		Ded Integrated Public Safety Communications	12,042,700	12,042,700
61540	6000/188100	DHS - Office of Domestic Preparedness Grant		
		Fed Federal Funds	500,000	500,000

PUBLIC SAFETY

Fund	Fund Center	State Agency Appropriation Name	Appropriations	
			FY 2011-2012	FY 2012-2013
		Integrated Public Safety Commission Totals		
		Dedicated Funds	12,042,700	12,042,700
		Federal Funds	500,000	500,000
		Totals	12,542,700	12,542,700
11030	1000/101100	Adjutant General		
		Gen General Fund	8,780,766	8,780,766
10495	1000/100540	Camp Atterbury Muscatatuck Center for Complex Operations		
		Gen General Fund	863,251	863,251
60900	6000/151120	Baer Field Federal Coop Agreement		
		Fed Federal Funds	2,674,776	2,676,670
11030	1000/101100	Tfr Adjutant General	331,561	331,561
		Totals	3,006,337	3,008,231
15250	1000/110120	MUTC - Muscatatuck Urban Training Center		
		Gen General Fund	1,178,870	1,178,870
60900	6000/141290	MUTC - Muscatatuck Urban Training Center		
		Fed Federal Funds	4,555,379	4,555,379
15250	1000/110120	Tfr MUTC - Muscatatuck Urban Training Center	206,000	206,000
		Totals	4,761,379	4,761,379
15260	1000/110130	Hoosier Youth Challenge Academy		
		Gen General Fund	1,800,000	1,800,000
47942	6000/184000	Ded State Armory	300,000	300,000
		Totals	2,100,000	2,100,000
60900	6000/156130	Hoosier Youth Challenge Academy		
		Fed Federal Funds	2,625,000	2,625,000
15260	1000/110130	Tfr Hoosier Youth Challenge Academy	875,000	875,000
		Totals	3,500,000	3,500,000
60900	6000/151130	Hulman Field Federal Coop Agreement		
		Fed Federal Funds	1,422,429	1,422,429
11030	1000/101100	Tfr Adjutant General	316,562	316,562
		Totals	1,738,991	1,738,991
60900	2750/103780	Greenwood/Franklin Armed Forces Reserve Center		
		Fed National Guard Major Construction	7,748,566	0
11080	1000/101150	Disabled Soldiers' Pension		
		Gen General Fund	1	1
18213	1000/418520	Governor's Civil and Military Contingency Fund		
		Gen General Fund	122,685	122,685
60900	2750/130600	Camp Atterbury - Real Property Operations and Maintenance		
		Fed National Guard Major Construction	5,323,371	5,325,026
60900	2750/130700	Electronic Security		
		Fed National Guard Major Construction	36,100	36,100
60910	6000/100910	State Active Duty FEMA Reimbursement		
		Fed Federal Funds	50,000	50,000
60900	2750/131100	Range and Training Land Program		
		Fed National Guard Major Construction	1,109,178	1,109,178
60900	6000/102120	Advance Appendix 10 - Military Construction Army		
		Fed Federal Funds	69,904	69,904

PUBLIC SAFETY

Fund	Fund Center	State Agency Appropriation Name	Appropriations	
			FY 2011-2012	FY 2012-2013
60900	6000/134000	Federally Reimbursed State Employees		
		Fed Federal Funds	513,289	513,289
60900	6000/195600	Advance Appendix 2		
		Fed Federal Funds	793,015	793,015
60900	6000/195700	Advance Appendix I		
		Fed Federal Funds	10,448,672	10,448,672
11030	1000/101100	Tfr Adjutant General	2,312,808	2,312,808
		Totals	12,761,480	12,761,480
60900	6000/197800	Advance Appendix 3		
		Fed Federal Funds	2,706,711	2,706,711
		Adjutant General Totals		
		General Fund	12,745,573	12,745,573
		Dedicated Funds	300,000	300,000
		Federal Funds	40,076,390	32,331,373
		Totals	53,121,963	45,376,946
		Criminal Justice Institute		
31310	2090/103230	Victim and Witness Assistance Fund		
		Ded Victim and Witness Assistance	798,828	798,828
32610	2240/180000	Alcohol and Drug Countermeasures		
		Ded Alcohol and Drug Countermeasures	348,211	348,211
34510	2540/103240	State Drug Free Communities Fund		
		Ded State Drug Free Communities	526,585	526,585
36310	2780/100100	Indiana Safe Schools		
14870	1000/108850	Gen General Fund	1,129,216	1,129,216
		Ded Indiana Safe Schools	692,100	692,100
		Totals	1,821,316	1,821,316
16950	1000/130200	Child Restraint System Fund		
		Ded Dedicated Funds	100,000	100,000
30158	3010/103470	Community Driver Training Schools & Instruction		
		Ded Motor Vehicle Highway Account	63,675	63,675
30142	3010/125200	Office of Traffic Safety		
		Ded Motor Vehicle Highway Account	523,333	523,333
60110	3680/150850	Highway Passenger & Commercial Vehicle Grant		
		Fed Federal Funds	13,570,333	11,115,333
30142	3010/125200	Tfr Motor Vehicle Highway Account	523,333	523,333
		Totals	14,093,666	11,638,666
15150	1000/109400	Criminal Justice Institute - Admin. Match		
		Gen General Fund	427,253	427,253
16870	1000/129370	Drug Enforcement Match		
		Gen General Fund	1,003,664	1,003,664
38410	3180/150000	Victims of Violent Crime Administration		
		Ded Violent Crime Victims Compensation	2,562,000	2,562,000
17120	1000/186600	Sexual Assault Victims' Assistance		
		Ded Dedicated Funds	49,000	49,000

PUBLIC SAFETY

Fund	Fund Center	State Agency Appropriation Name	Appropriations	
			FY 2011-2012	FY 2012-2013
54010	3680/103200	Criminal Justice Institute		
14870	1000/108850	Ded Indiana Safe Schools	51,013	55,723
34510	2540/103240	Ded State Drug Free Communities	4,552	4,969
36310	2780/100100	Ded Indiana Safe Schools	26,056	28,461
30158	3010/103470	Ded Motor Vehicle Highway Account	2,693	2,944
39010	3320/103160	Ded Domestic Violence Prevention & Treatment	116,688	127,461
15150	1000/109400	Tfr Criminal Justice Institute - Admin. Match	427,253	427,253
60100	3680/103680	Tfr Transferred Funds	695,500	864,164
60110	3680/150850	Tfr Transferred Funds	596,377	537,961
58430	8000/106530	Tfr ARRA	355,010	226,206
		Totals	2,275,142	2,275,142
60117	6000/108870	Federal Family Violence		
		Fed Federal Funds	1,655,000	1,655,000
60117	3520/106990	SSBG - Criminal Justice Institute		
15264	1000/110570	Gen General Fund	636,763	636,763
		Fed Title XX	183,543	183,543
		Totals	820,306	820,306
60100	3680/102770	Stop Violence Against Women Formula		
		Fed Federal Funds	2,763,183	2,763,183
60100	3680/103620	Juvenile Accountability Block Grant		
		Fed Federal Funds	1,033,802	1,033,802
60100	3680/103630	Project Safe Neighborhoods - Northern District of Indiana		
		Fed Federal Funds	161,055	161,055
60100	3680/103640	Project Safe Neighborhoods - Southern District of Indiana		
		Fed Federal Funds	181,165	181,165
60100	3680/103660	Justice Assistance Grant		
		Fed Federal Funds	6,011,319	6,011,319
60100	3680/103670	Enforcing Underage Drinking Laws Grant		
		Fed Federal Funds	426,270	426,270
60100	3680/103680	Victim Assistance Formula Grant Program		
		Fed Federal Funds	8,442,459	8,442,459
60100	3680/103750	OJJDP Title II Formula Grant		
		Fed Federal Funds	1,331,827	1,331,827
60100	3680/103810	Residential Substance Abuse Treatment		
		Fed Federal Funds	186,280	186,280
60100	3680/125620	Project Safe Neighborhood Comprehensive Anti-Gang Initiative		
		Fed Federal Funds	344,677	344,677
39010	3320/103160	Domestic Violence Prevention and Treatment		
11590	1000/101770	Gen General Fund	1,097,252	1,097,252
15264	1000/110570	Gen General Fund	636,672	636,672
		Ded Domestic Violence Prevention & Treatment	1,115,590	1,115,590
		Totals	2,849,514	2,849,514
60117	3560/170100	Sexual Offense Services		
		Fed Welfare - Work Incentive	223,000	223,000

PUBLIC SAFETY

Fund	Fund Center	State Agency Appropriation Name	Appropriations	
			FY 2011-2012	FY 2012-2013
		Criminal Justice Institute Totals		
		General Fund	4,930,820	4,930,820
		Dedicated Funds	6,980,324	6,998,880
		Federal Funds	36,513,913	34,058,913
		Totals	48,425,057	45,988,613
38920	3300/110300	Law Enforcement Training Academy		
10870	1000/100930	Gen General Fund	1,862,289	1,862,289
		Ded Law Enforcement Training	2,220,052	2,220,052
		Totals	4,082,341	4,082,341
11505	1000/110070	State Department of Toxicology		
		Gen General Fund	2,093,873	2,093,873
36110	2720/110000	Coroners' Training Board		
		Ded Coroners' Training and Education	400,000	400,000
		LAW ENFORCEMENT TOTALS		
		General Fund	80,180,726	80,180,726
		Dedicated Funds	126,835,127	126,853,683
		Federal Funds	84,800,725	74,600,708
		Totals	291,816,578	281,635,117

REGULATORY & LICENSING**Motor Vehicles**

30138	3010/123500	Bureau of Motor Vehicles		
		Ded Motor Vehicle Highway Account	30,939,403	30,939,403
30140	3010/123600	License Plates		
		Ded Motor Vehicle Highway Account	9,210,000	14,059,500
36510	2810/130000	Financial Responsibility Compliance Verification		
		Ded Financial Responsibility Compliance	6,571,932	6,571,932
50210	6210/120300	State Motor Vehicle Technology		
		Ded State Motor Vehicle Technology	5,261,692	5,261,692
43210	2940/110360	Motorcycle Operator Safety Education Program		
		Ded Motorcycle Operator Safety Education	1	1
		Bureau of Motor Vehicles Totals		
		Dedicated Funds	51,983,028	56,832,528
		Bureau of Motor Vehicles Commission		
40910	3590/110000	License Branches		
		Ded Motor Vehicle Commission	74,594,057	74,594,057
		Motor Vehicles Totals		
		Dedicated Funds	126,577,085	131,426,585
11960	1000/102250	Department of Labor		
		Gen General Fund	778,195	778,195

PUBLIC SAFETY

Fund	Fund Center	State Agency Appropriation Name	Appropriations	
			FY 2011-2012	FY 2012-2013
11980	1000/102270	Bureau of Mines and Mining		
		Gen General Fund	109,766	181,672
35510	2660/110000	Employment of Youth		
		Ded Employment of Youth	167,826	167,826
61300	6000/103940	M.I.S. Research and Statistics		
12000	1000/102290	Gen General Fund	98,663	98,663
		Fed Federal Funds	110,383	110,383
		Totals	209,046	209,046
61300	6000/104020	Occupational Safety and Health		
15110	1000/109360	Gen General Fund	1,920,000	1,920,000
		Fed Federal Funds	2,188,000	2,188,000
		Totals	4,108,000	4,108,000
61300	6000/104110	INSafe		
40810	3580/122500	Ded Safety and Health Consultation Services	182,206	182,206
		Fed Federal Funds	805,000	805,000
		Totals	987,206	987,206
61300	6000/136100	OSHA Survey		
		Fed Federal Funds	77,878	77,878
		Department of Labor Totals		
		General Fund	2,906,624	2,978,530
		Dedicated Funds	350,032	350,032
		Federal Funds	3,181,261	3,181,261
		Totals	6,437,917	6,509,823
		Department of Insurance		
36410	2800/110000	Department of Insurance - Operating		
		Ded Department of Insurance	5,536,608	5,536,608
37920	3100/121010	Bail Bond Division		
		Ded Bail Bond Enforcement and Administration	180,429	180,429
48820	6020/121000	Patients' Compensation Authority		
		Ded Patients' Compensation	1,561,454	1,561,454
50910	6290/121030	Political Subdivision Risk Management		
		Ded Political Subdivision Risk Management	69,014	69,014
48810	6020/120000	Patients' Compensation Fund		
		Ded Patients' Compensation	122,800,000	122,800,000
51020	6310/121150	Mine Subsidence Insurance		
		Ded Mine Subsidence Insurance	673,531	673,531
54510	6440/120210	Title Insurance Enforcement Operating		
		Ded Title Insurance Enforcement	369,291	369,291
61200	8093/000100	Ind. Dept. of Insurance/U.S. Dept. of HHS - Affordable Care Act		
		Fed Fed. Dept. of Health and Human Services	1,000,000	1,000,000
61200	8093/061200	Ind. Dept. of Insurance/U.S. Dept. of Health and Human Services		
		Fed Fed. Dept. of Health and Human Services	1,823,609	1,823,609
		Department of Insurance Totals		
		Dedicated Funds	131,190,327	131,190,327
		Federal Funds	2,823,609	2,823,609
		Totals	134,013,936	134,013,936

PUBLIC SAFETY

Fund	Fund Center	State Agency Appropriation Name	Appropriations	
			FY 2011-2012	FY 2012-2013
37620	3070/123000	Alcohol and Tobacco Commission		
		Ded Enforcement and Administration	10,007,558	10,007,558
38610	3230/141210	Tfr Gamblers' Assistance	600,000	600,000
		Totals	10,607,558	10,607,558
34920	2600/124000	Alcoholic Beverage Enforcement Officers' Training		
		Ded ABC - Officer Training	1,645	1,645
47530	6000/172900	Youth Tobacco Education and Enforcement		
		Ded Dedicated Funds	147,000	147,000
61310	6000/194200	Enforcing Underage Drinking Laws		
		Ded Dedicated Funds	325,000	325,000
		Alcohol and Tobacco Commission Totals		
		Dedicated Funds	10,481,203	10,481,203
39220	3340/120800	Department of Financial Institutions		
		Ded Financial Institutions	7,641,949	7,681,949
12030	1000/102500	Professional Licensing Agency		
		Gen General Fund	4,982,978	4,982,978
32310	2210/125000	Recovery Real Estate		
		Ded Recovery Real Estate	20,000	20,000
32410	2220/125100	Recovery Plumbers		
		Ded Recovery Plumbers	40,000	40,000
32510	2230/125200	Recovery Auctioneer		
		Ded Recovery Auctioneer	50,000	50,000
35610	2670/110000	Preneed Consumer Protection		
		Ded Preneed Consumer Protection	50,000	50,000
47350	6000/168310	Investigative Fund		
		Ded Dedicated Funds	252,235	252,235
45290	6000/125300	Controlled Substance Data Fund		
		Fed Federal Funds	409,366	409,366
40310	3490/127600	Board of Funeral and Cemetery Service		
		Ded Funeral Service Education	4,250	4,250
30810	2910/110190	Dental Profession Investigation and Enforcement		
		Ded Dental Compliance	1	1
30910	2920/110340	Physician Investigation and Enforcement		
		Ded Physician Compliance	1	1
47340	6000/168300	Real Estate Appraiser Federal Registration Fee		
		Ded Dedicated Funds	90,000	90,000
17130	1000/210010	Impaired Nurses Program		
		Ded Dedicated Funds	475,000	475,000
17350	1000/210680	Impaired Pharmacists Account		
		Ded Dedicated Funds	82,296	82,296
		Professional Licensing Agency Totals		
		General Fund	4,982,978	4,982,978
		Dedicated Funds	1,063,783	1,063,783
		Federal Funds	409,366	409,366
		Totals	6,456,127	6,456,127

PUBLIC SAFETY

Fund	Fund Center	State Agency Appropriation Name	Appropriations	
			FY 2011-2012	FY 2012-2013
12080	1000/102580	Civil Rights Commission		
		Gen General Fund	1,858,886	1,858,886
17100	1000/166710	Martin Luther King Jr. Holiday Commission		
		Gen General Fund	20,000	20,000
61400	6000/124500	Equal Employment Opportunity - Federal		
		Fed Federal Funds	19,600	19,600
61400	6000/154400	2000 Fair Housing Improvement Program Grant		
		Fed Federal Funds	50,000	50,000
61400	6000/149600	Housing Urban Development		
		Fed Federal Funds	261,600	261,600
		Civil Rights Commission Totals		
		General Fund	1,878,886	1,878,886
		Federal Funds	331,200	331,200
		Totals	2,210,086	2,210,086
38560	3200/120500	Utility Consumer Counselor		
		Ded Public Utility	5,423,162	5,425,868
38550	3200/120300	Gas Cost Adjustment Settlement		
		Ded Public Utility	241,249	241,249
38570	3200/120700	Expert Witness Fees and Audit		
		Ded Public Utility	852,000	852,000
		Utility Consumer Counselor Totals		
		Dedicated Funds	6,516,411	6,519,117
38520	3200/120000	Utility Regulatory Commission		
		Ded Public Utility	8,342,105	8,342,105
38580	3200/141250	Pipeline Safety Training		
		Ded Public Utility	10,000	10,000
58019	8000/058019	Dept. of Energy ARRA Fund		
		Fed ARRA	295,061	295,061
		Utility Regulatory Commission Totals		
		Dedicated Funds	8,352,105	8,352,105
		Federal Funds	295,061	295,061
		Totals	8,647,166	8,647,166
11940	1000/102200	Workers' Compensation Board		
		Gen General Fund	1,801,538	1,801,538
35010	2610/122000	Ded Workers' Comp. Supplemental Admin.	145,007	145,007
48270	6000/190000	Tfr Second Injury Fund	43,000	43,000
		Totals	1,989,545	1,989,545
48270	6000/190000	Second Injury Fund		
		Ded Dedicated Funds	4,672,551	4,672,551
50410	6230/122010	Residual Asbestos Injury Fund		
		Ded Residual Asbestos Injury	15,407	15,407

PUBLIC SAFETY

Fund	Fund Center	State Agency Appropriation Name	Appropriations	
			FY 2011-2012	FY 2012-2013
		Workers' Compensation Board Totals		
		General Fund	1,801,538	1,801,538
		Dedicated Funds	4,832,965	4,832,965
		Totals	6,634,503	6,634,503
12680	1000/103510	Board of Animal Health		
		Gen General Fund	4,292,761	4,292,761
61700	3120/140000	Tfr Transferred Funds	108,439	108,439
48687	6000/048687	Tfr Dog Breeder / Broker Registration	15,000	15,000
61700	6000/104370	Tfr Ani. & Plt. Hlth. Insp. Svc. VHS Coop	30,600	30,600
61700	6000/164700	Tfr Scrapie Program	52,000	52,000
61700	6000/191700	Tfr Traceability	81,800	81,800
		Totals	4,580,600	4,580,600
18211	1000/413510	Indemnity Fund		
		Gen General Fund	2,000	2,000
61700	3120/140000	Meat & Poultry Inspection		
15170	1000/109450	Gen General Fund	1,545,698	1,545,698
		Fed Federal Funds	1,505,696	1,505,696
		Totals	3,051,394	3,051,394
38020	3120/140100	Dairy Drug Residue Abatement Fund		
		Ded Dedicated Funds	4,575	4,575
48687	6000/048687	Dog Breeder / Broker Registration		
		Ded Dedicated Funds	15,800	15,800
61700	6000/104370	Animal and Plant Health Inspection Service Viral Hemorrhagic Septicemia Coop		
		Fed Federal Funds	42,552	42,552
44223	6000/110710	Equine Health & Care Programs		
43910	6000/100120	Tfr Gaming Integrity Fund - IHRC	150,000	150,000
45510	6000/130000	Workshop Clearing Account		
		Ded Dedicated Funds	267	267
61700	6000/164700	Scrapie Program		
		Fed Federal Funds	55,800	55,800
61700	6000/191700	Traceability		
		Fed Federal Funds	93,500	93,500
61700	6000/192700	Office of Domestic Preparedness		
		Fed Federal Funds	135,070	135,070
61700	6000/800010	2010 Tuberculosis		
		Fed Federal Funds	75,000	75,000
		Board of Animal Health Totals		
		General Fund	5,840,459	5,840,459
		Dedicated Funds	20,642	20,642
		Federal Funds	1,907,618	1,907,618
		Totals	7,768,719	7,768,719

PUBLIC SAFETY

Fund	Fund Center	State Agency Appropriation Name	Appropriations	
			FY 2011-2012	FY 2012-2013
Homeland Security				
44035	6000/102970	Nuclear Response Fund (IC 10-8-3-6)		
		Ded Dedicated Funds	4,955	4,955
17390	1000/211060	Emergency Management Contingency Fund		
		Gen General Fund	121,645	121,645
37720	3080/130500	Fire and Building Services		
		Ded Fire and Building Services	13,238,212	13,238,212
55115	5040/055115	Communications		
		Ded Federal Civil Defense Revolving	73,550	73,550
37740	3080/131600	Fire Training Infrastructure Fund (IC 22-14-6-1)		
53210	5240/104540	Tfr Regional Public Safety Training	500,000	500,000
45240	6000/124700	Statewide Fire and Building Safety Education Fund		
		Ded Dedicated Funds	104,250	104,250
61800	6000/159600	National Fire Academy Training Grants		
		Fed Federal Funds	28,000	28,000
61800	6000/108200	Hazard Mitigation Assistance Program		
		Fed Federal Funds	3,128,500	3,128,500
61800	6000/110900	Flood Mitigation Assistance		
		Fed Federal Funds	43,300	43,300
61800	6000/111200	Public Assistance		
15860	1000/121660	Gen General Fund	1	1
		Fed Federal Funds	1,495,036	1,495,036
		Totals	1,495,037	1,495,037
61820	6000/115000	Hazardous Materials Emergency Preparedness		
		Fed Federal Funds	512,532	512,532
61820	6000/169610	Indiana Traffic Safety Data Strategic Plan		
		Fed Federal Funds	145,000	145,000
61800	6000/121400	Emergency Management Performance Grant		
		Fed Federal Funds	1,986,880	1,986,880
61800	6000/115510	Public Safety Interoperable Communications Grant		
		Fed Federal Funds	777,089	777,089
45590	6000/132200	Radiological Emergency Preparedness		
		Ded Dedicated Funds	151,134	151,134
45220	6000/124300	Arson Investigation Financial Assistance		
		Ded Dedicated Funds	3,599	3,599
61800	6000/154600	State Domestic Preparedness Equipment Program		
		Fed Federal Funds	11,565,291	11,565,291
61820	6000/169600	Crash Outcome Data Evaluation System (CODES)		
		Fed Federal Funds	8,750	8,750
61820	6000/169610	Fed Indiana Traffic Safety Data Strategic Plan	41,250	41,250
		Totals	50,000	50,000
61800	6000/179400	Pre-Disaster Mitigation Program		
		Fed Federal Funds	181,794	181,794
47920	6000/183000	Homeland Security Fund - Foundation		
		Ded Dedicated Funds	329,956	329,956
51110	6320/110100	Indiana Emergency Response Commission		
		Ded Emergency Planning	75,892	75,892

PUBLIC SAFETY

Fund	Fund Center	State Agency Appropriation Name	Appropriations	
			FY 2011-2012	FY 2012-2013
51610	6460/123190	State Disaster Relief Fund		
		Ded State Disaster Relief	500,000	500,000
53210	5240/104540	Regional Public Safety Training		
		Ded Regional Public Safety Training	1,617,274	1,617,274
44152	6000/104550	Reduced Ignition Propensity Standards for Cigarettes Fund		
		Ded Dedicated Funds	32,547	32,547
Homeland Security Totals				
		General Fund	121,646	121,646
		Dedicated Funds	16,131,369	16,131,369
		Federal Funds	19,913,422	19,913,422
		Totals	36,166,437	36,166,437
REGULATORY & LICENSING TOTALS				
		General Fund	17,532,131	17,604,037
		Dedicated Funds	313,157,871	318,050,077
		Federal Funds	28,861,537	28,861,537
		Totals	359,551,539	364,515,651
PUBLIC SAFETY TOTALS				
		General Fund	762,465,060	770,332,963
		Dedicated Funds	485,547,804	491,458,241
		Federal Funds	118,783,011	108,582,994
		Totals	1,366,795,875	1,370,374,198