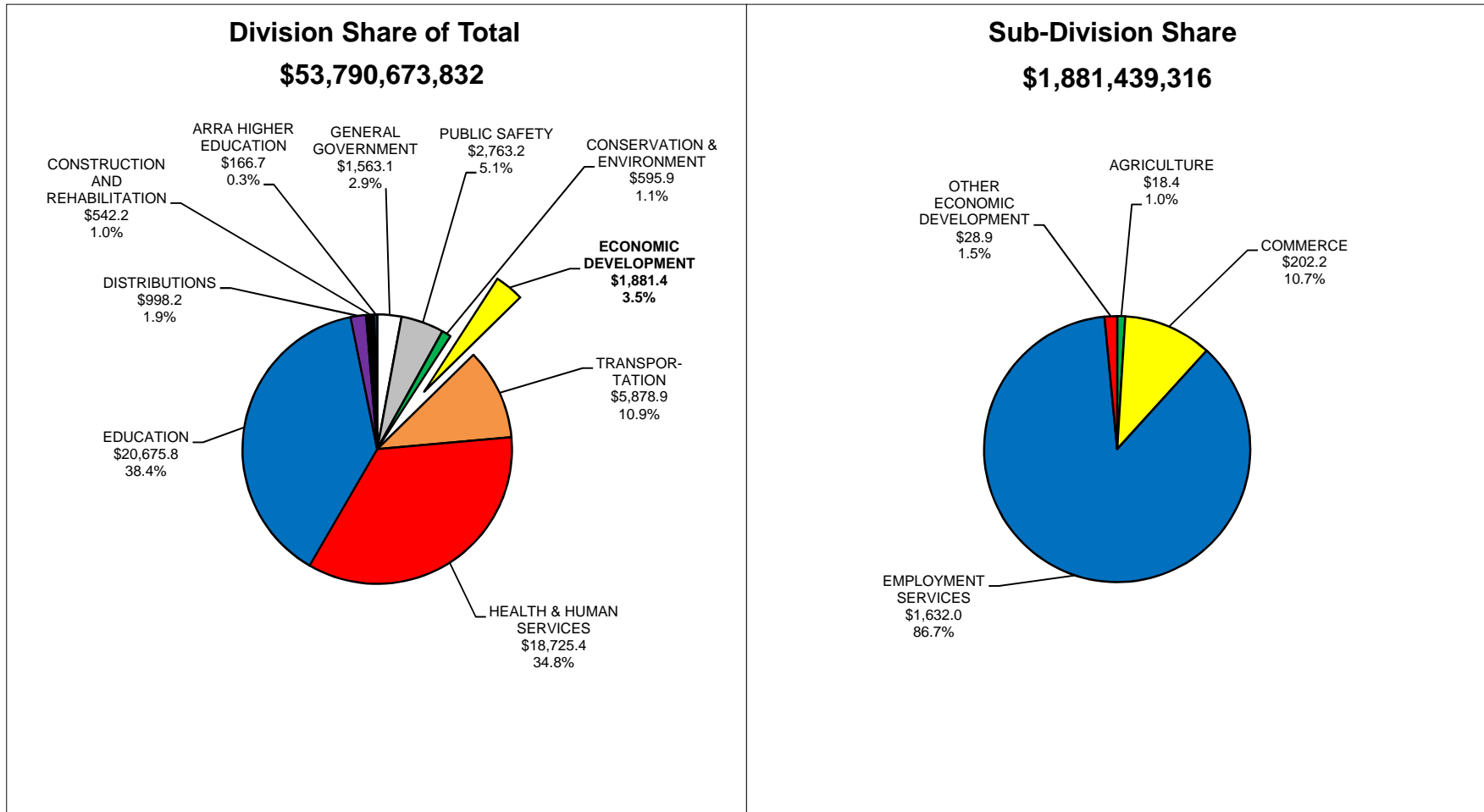


IV — ECONOMIC DEVELOPMENT

State of Indiana - Recommended Expenditures Economic Development - 2009-2011 Biennium

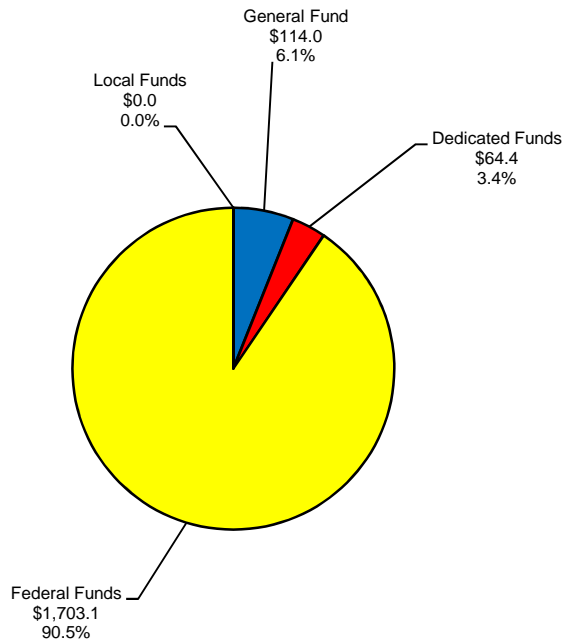


Sector Values in Millions of Dollars
Source: Indiana State Budget Agency

State of Indiana - Recommended Expenditures Economic Development - 2009-2011 Biennium

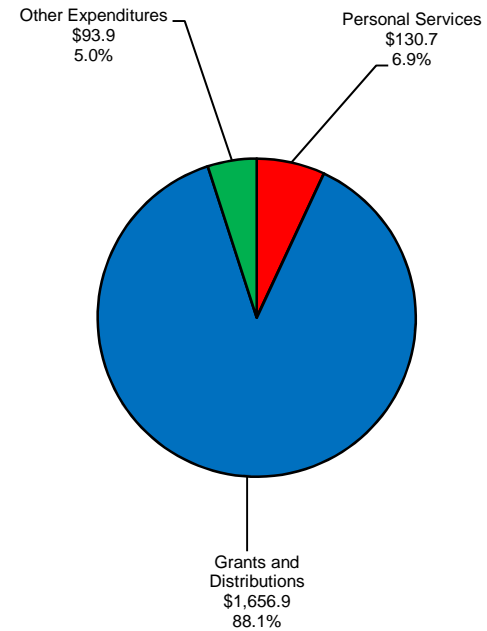
Sources of Funds

\$1,881,439,316



Expenditure Categories

\$1,881,439,316



Sector Values in Millions of Dollars
Source: Indiana State Budget Agency

ECONOMIC DEVELOPMENT

Account Number	State Agency Appropriation Name	Appropriations	
		FY 2009-2010	FY 2010-2011
ECONOMIC DEVELOPMENT			
AGRICULTURE			
Department of Agriculture			
Office of the Commissioner of Agriculture			
1000/100780	Office of the Commissioner of Agriculture - Administration Gen General Fund	2,386,671	2,386,671
1000/108410	Distributions to Food Banks Gen General Fund	300,000	300,000
Office of the Commissioner of Agriculture Totals			
	General Fund	2,686,671	2,686,671
Conservation			
6570/133080	Clean Water Indiana		
1000/131080	Gen Clean Water Indiana	500,000	500,000
3980/131000	Ded Cigarette Tax	3,666,425	3,666,425
	Totals	4,166,425	4,166,425
3980/130600	Soil Conservation Division Ded Cigarette Tax	1,862,216	1,862,216
Conservation Totals			
	General Fund	500,000	500,000
	Dedicated Funds	5,528,641	5,528,641
	Totals	6,028,641	6,028,641
Agricultural Economic Development			
6000/134600	Livestock Industry Promotion Ded Dedicated Funds	327,750	327,750
Regulatory Affairs			
5340/108190	Grain Buyers and Warehouse Licensing Ded Grain Buyers and Warehouse License	165,050	165,050
Department of Agriculture Totals			
	General Fund	3,186,671	3,186,671
	Dedicated Funds	6,021,441	6,021,441
	Totals	9,208,112	9,208,112

ECONOMIC DEVELOPMENT

Account Number	State Agency Appropriation Name	Appropriations	
		FY 2009-2010	FY 2010-2011
COMMERCE			
Lieutenant Governor			
1000/101940	Office of Tourism		
	Gen General Fund	4,406,684	4,406,684
6880/104090	Advertising Revenue		
	Ded Advertising Revenue	2,000,000	2,000,000
6000/138100	State Energy Program		
1000/108840	Gen State Energy Program	237,963	237,963
	Fed Federal Funds	976,514	976,514
	Totals	1,214,477	1,214,477
6000/113800	Community Development Block Grant		
	Fed Federal Funds	32,640,317	32,640,317
6000/143900	Commerce STP Loans		
	Fed Federal Funds	17,853	17,853
6000/174700	Commodity Supplemental Food		
	Ded Dedicated Funds	276,382	276,382
	Fed Federal Funds	11,140	11,140
	Totals	287,522	287,522
6000/103800	IPALCO Settlement Funds		
	Fed Federal Funds	100,000	100,000
6000/112400	New Energy Loan		
	Fed Federal Funds	1,055,773	1,055,773
6000/136110	Biofuels Corridor		
	Fed Federal Funds	318,650	318,650
6000/177500	State Industrial Assessment project		
	Fed Federal Funds	25,000	25,000
6000/194500	Indiana Wind Working Group		
	Fed Federal Funds	46,500	46,500
6000/103180	Food Assistance Program		
1000/122890	Gen Food Assistance (State Approp.)	131,261	131,261
	Fed Federal Funds	1,213,639	1,213,639
	Totals	1,344,900	1,344,900
Rural Development			
6000/102050	Joint Land Use Study		
	Fed Federal Funds	164,250	164,250
	Loc Local Funds	8,250	8,250
6330/102930	Tfr Tobacco Master Settlement Agreement	10,000	10,000
	Totals	182,500	182,500
6330/102930	Rural Economic Development Fund		
	Ded Tobacco Master Settlement Agreement	1,497,688	1,497,688
Rural Development Totals			
	Dedicated Funds	1,497,688	1,497,688
	Federal Funds	164,250	164,250
	Local Funds	8,250	8,250
	Totals	1,670,188	1,670,188

ECONOMIC DEVELOPMENT

Account Number	State Agency Appropriation Name	Appropriations	
		FY 2009-2010	FY 2010-2011
Lieutenant Governor Totals			
	General Fund	4,775,908	4,775,908
	Dedicated Funds	3,774,070	3,774,070
	Federal Funds	36,569,636	36,569,636
	Local Funds	8,250	8,250
	Totals	45,127,864	45,127,864

Indiana Economic Development Corporation**Administration**

1000/102600	Administrative and Financial Services		
	Gen General Fund	6,423,392	6,423,392
6000/135100	Ded Training 2000	185,630	185,630
6690/126000	Ded Industrial Development Grant	52,139	52,139
	Totals	6,661,161	6,661,161
1000/102680	International Trade		
	Gen General Fund	1,297,049	1,297,049
2180/126100	Enterprise Zone Program		
	Ded Enterprise Zone	215,536	215,536
6000/101700	Small Business Development Centers		
	Fed Federal Funds	1,696,321	1,696,321
	Administration Totals		
	General Fund	7,720,441	7,720,441
	Dedicated Funds	453,305	453,305
	Federal Funds	1,696,321	1,696,321
	Totals	9,870,067	9,870,067

Economic Development Funds

1000/158340	LEDO/REDO Matching Grant Program		
	Gen General Fund	856,995	856,995
6000/135100	Training 2000		
1000/419910	Gen Training 2000 Fund	9,700,830	9,700,830
	Ded Dedicated Funds	1,929,103	1,929,103
	Totals	11,629,933	11,629,933
1000/419950	Business Promotion Program		
	Gen General Fund	1,024,563	1,024,563
1000/142170	Orange County Regional Economic Development		
	Ded Dedicated Funds	1,285,000	1,285,000
2310/126200	Trade Promotion Program		
1000/121580	Gen Trade Promotion Fund	167,791	167,791
6000/192000	Indiana Promotion Fund		
	Ded Dedicated Funds	48,500	48,500
6000/136600	Economic Development Grant and Loan Program		
1000/419940	Gen Economic Development Fund	503,372	503,372
	Ded Dedicated Funds	224,128	224,128
	Totals	727,500	727,500

ECONOMIC DEVELOPMENT

Account Number	State Agency Appropriation Name	Appropriations	
		FY 2009-2010	FY 2010-2011
6690/126000	Industrial Development Grant Program		
1000/419930	Gen Industrial Development Grant Program	3,250,000	3,250,000
	Ded Industrial Development Grant	2,250,000	2,250,000
	Totals	5,500,000	5,500,000
6000/192010	Business Development Loan Program		
1000/419990	Gen Business Development Loan Program	838,953	838,953
6000/192040	Ag Loan and Rural Develop Guarantee Fund		
	Ded Dedicated Funds	200,000	200,000
4880/100100	21st Century Research & Technology Fund		
1000/210250	Gen 21st Century Research and Technology Fund	17,500,000	17,500,000
6330/101800	Technology Development Grant Program		
1000/210260	Gen Technology Development Grant Program	1,894,410	1,894,410
	Economic Development Funds Totals		
	General Fund	35,736,914	35,736,914
	Dedicated Funds	5,936,731	5,936,731
	Totals	41,673,645	41,673,645
	Indiana Economic Development Corporation Totals		
	General Fund	43,457,355	43,457,355
	Dedicated Funds	6,390,036	6,390,036
	Federal Funds	1,696,321	1,696,321
	Totals	51,543,712	51,543,712
	Economic Development Organizations		
	Indiana Finance Authority (IFA)		
1000/410140	Environmental Remediation Revolving Loan Program		
	Gen General Fund	500,000	500,000
	Housing and Community Development Authority		
1000/108720	Indiana Individual Development Accounts		
	Gen General Fund	1,000,000	1,000,000
1000/150500	Mortgage Foreclosure Counseling		
1000/150200	Ded Home Ownership Education	2,700,000	2,700,000
	Housing and Community Development Authority Totals		
	General Fund	1,000,000	1,000,000
	Dedicated Funds	2,700,000	2,700,000
	Totals	3,700,000	3,700,000
6000/185000	Northwest Indiana Regional Development Authority		
	Ded Dedicated Funds	215,019	215,019
	Economic Development Organizations Totals		
	General Fund	1,500,000	1,500,000
	Dedicated Funds	2,915,019	2,915,019
	Totals	4,415,019	4,415,019

ECONOMIC DEVELOPMENT

Account Number	State Agency Appropriation Name	Appropriations	
		FY 2009-2010	FY 2010-2011
COMMERCE TOTALS			
	General Fund	49,733,263	49,733,263
	Dedicated Funds	13,079,125	13,079,125
	Federal Funds	38,265,957	38,265,957
	Local Funds	8,250	8,250
	Totals	101,086,595	101,086,595

EMPLOYMENT SERVICES**Indiana Department of Workforce Development****Administration**

6710/151000	Administration		
1000/121760	Gen Administration - General Fund	855,000	855,000
	Fed Employment Security Administration	74,079,717	74,079,717
	Totals	74,934,717	74,934,717
1000/108610	Women's Commission		
	Gen General Fund	118,999	118,999
6000/137400	Indiana Commission for Women Special Fund		
	Ded Dedicated Funds	31,574	31,574
1000/108890	Native American Indian Affairs Commission		
	Gen General Fund	90,211	90,211
6330/101300	Commission on Hispanic/Latino Affairs		
1000/108450	Gen Commission on Hispanic/Latino Affairs	124,235	124,235
6000/184400	Commission on Hispanic/Latino Affairs Special Fund		
	Ded Dedicated Funds	902	902
	Administration Totals		
	General Fund	1,188,445	1,188,445
	Dedicated Funds	32,476	32,476
	Federal Funds	74,079,717	74,079,717
	Totals	75,300,638	75,300,638

Employment Services

6740/151300	Benefit Fund (State)		
	Fed Employment Security Benefits	600,000,000	600,000,000
6750/151400	Special Employment Security		
	Ded Employment Security Special	6,500,000	6,500,000
6770/151700	Benefits Fund (Federal)		
	Fed Employment Security Federal Benefit	14,500,000	14,500,000
6780/151800	Trade Expansion Benefits		
	Fed Employment Security Trade Exp. Benefit	29,500,000	29,500,000
	Employment Services Totals		
	Dedicated Funds	6,500,000	6,500,000
	Federal Funds	644,000,000	644,000,000
	Totals	650,500,000	650,500,000

ECONOMIC DEVELOPMENT

Account Number	State Agency Appropriation Name	Appropriations	
		FY 2009-2010	FY 2010-2011
Vocational and Technical Education			
2330/172200	Special Vocational Education - Perkins Funds		
	Fed Perkins Vocational Education	27,541,640	27,541,640
6710/151000	Fed Employment Security Administration	494,923	494,923
	Totals	28,036,563	28,036,563
6000/158800	Workforce Investment Act Fund		
	Fed Federal Funds	57,452,094	57,452,094
6710/151000	Fed Employment Security Administration	4,694,532	4,694,532
	Totals	62,146,626	62,146,626
Vocational and Technical Education Totals			
	Federal Funds	90,183,189	90,183,189
Indiana Department of Workforce Development Totals			
	General Fund	1,188,445	1,188,445
	Dedicated Funds	6,532,476	6,532,476
	Federal Funds	808,262,906	808,262,906
	Totals	815,983,827	815,983,827
6000/171800	State Workforce Innovation Council		
	Tfr Transferred Funds	4,619	4,619
EMPLOYMENT SERVICES TOTALS			
	General Fund	1,188,445	1,188,445
	Dedicated Funds	6,532,476	6,532,476
	Federal Funds	808,262,906	808,262,906
	Totals	815,983,827	815,983,827

OTHER ECONOMIC DEVELOPMENT

State Budget Agency			
1000/108420	Shoreline Development Commission		
	Gen General Fund	1,000,000	1,000,000
6000/108980	Midwest Institute for Nanoelectronics Discovery (MIND)		
8000/110510	Fed ARRA	10,000,000	0
State Budget Agency Totals			
	General Fund	1,000,000	1,000,000
	Federal Funds	10,000,000	0
	Totals	11,000,000	1,000,000
Indiana State Fair Commission			
6000/187800	Indiana State Fair Commission		
	Ded Dedicated Funds	6,572,000	6,572,000
1000/106860	State Fair		
	Gen General Fund	2,119,124	1,619,124
Indiana State Fair Commission Totals			
	General Fund	2,119,124	1,619,124
	Dedicated Funds	6,572,000	6,572,000
	Totals	8,691,124	8,191,124

ECONOMIC DEVELOPMENT

Account Number	State Agency Appropriation Name	Appropriations	
		FY 2009-2010	FY 2010-2011
OTHER ECONOMIC DEVELOPMENT TOTALS			
	General Fund	3,119,124	2,619,124
	Dedicated Funds	6,572,000	6,572,000
	Federal Funds	10,000,000	0
	Totals	19,691,124	9,191,124
ECONOMIC DEVELOPMENT TOTALS			
	General Fund	57,227,503	56,727,503
	Dedicated Funds	32,205,042	32,205,042
	Federal Funds	856,528,863	846,528,863
	Local Funds	8,250	8,250
	Totals	945,969,658	935,469,658

ECONOMIC DEVELOPMENT

Account Number	State Agency Appropriation Name	Appropriations	
		FY 2009-2010	FY 2010-2011

(This page intentionally left blank.)