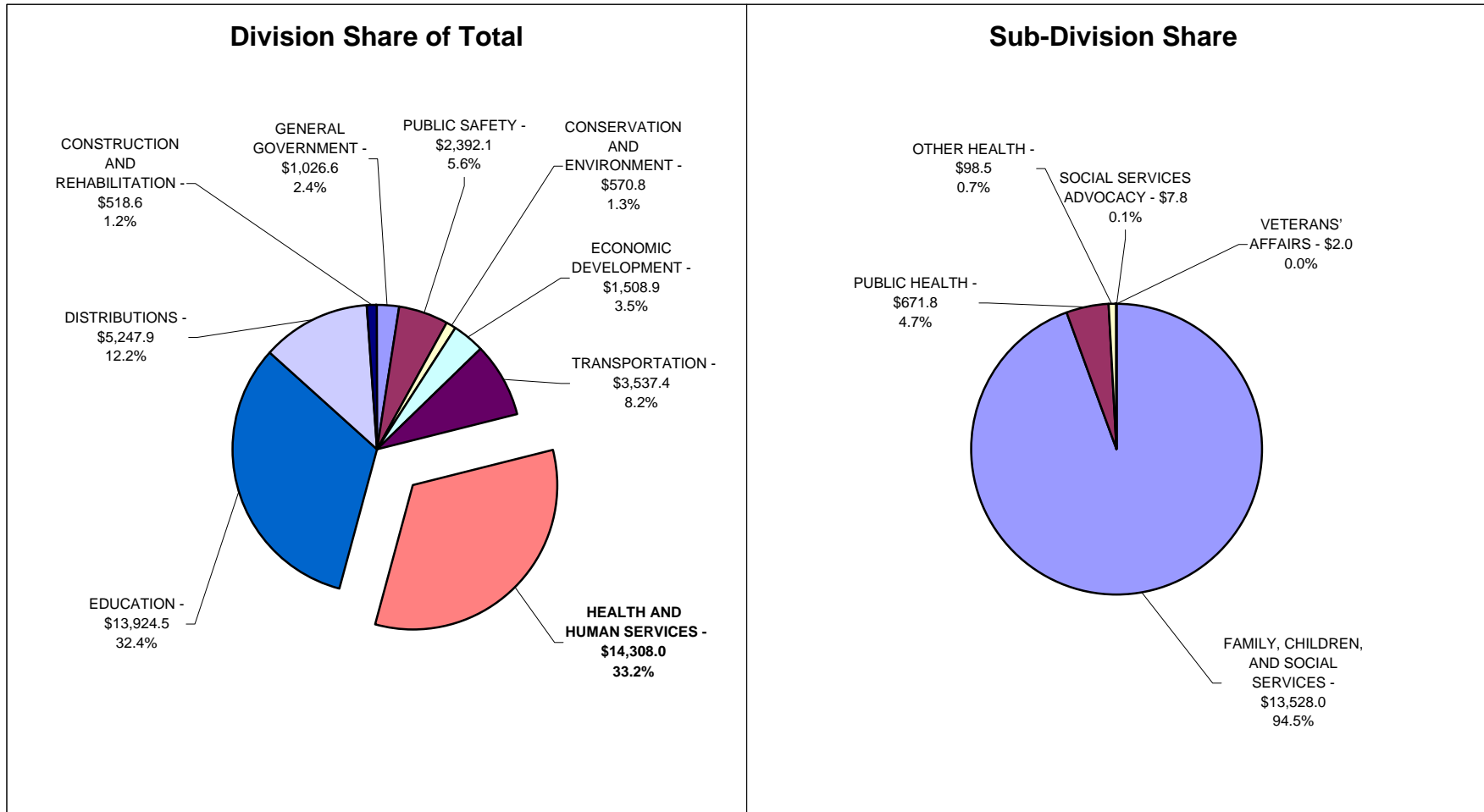


VI — HEALTH & HUMAN SERVICES

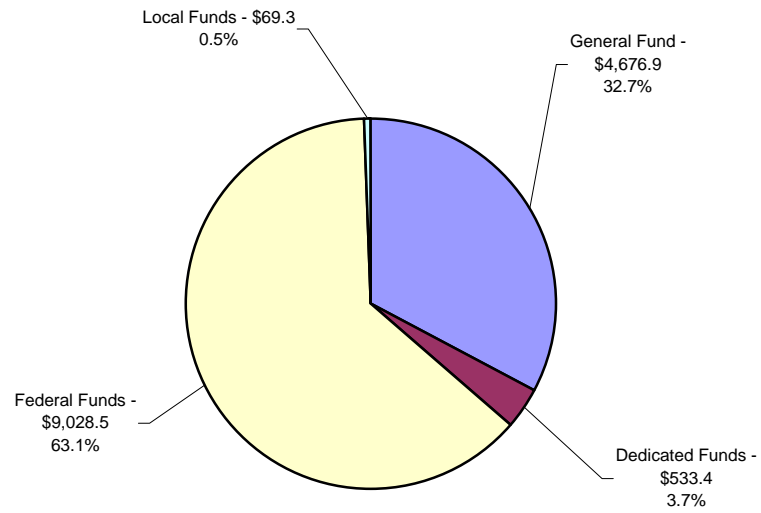
State of Indiana - Recommended Expenditures Health and Human Services



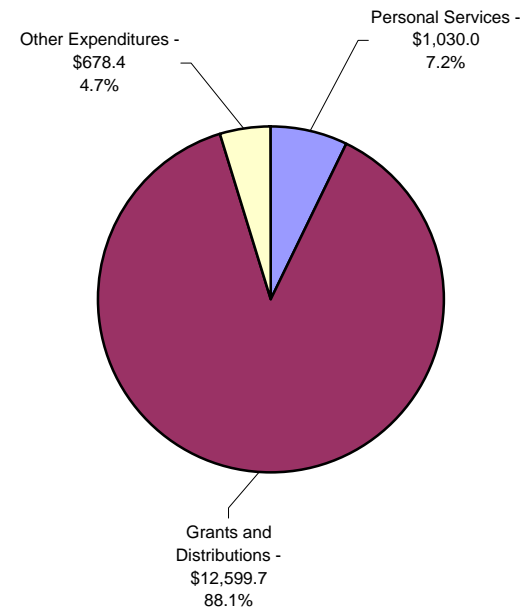
Sector Values in Millions of Dollars
Source: Indiana State Budget Agency

State of Indiana - Recommended Expenditures Health and Human Services

Sources of Funds



Expenditure Categories



Sector Values in Millions of Dollars
Source: Indiana State Budget Agency

HEALTH AND HUMAN SERVICES

Account Number	State Agency Appropriation Name	Appropriations	
		FY 2005-2006	FY 2006-2007
HEALTH AND HUMAN SERVICES			
FAMILY, CHILDREN, AND SOCIAL SERVICES			
Family and Social Services Administration			
FSSA Administration			
3560/170600	Family and Social Services Administration		
1000/105200	Gen Family & Social Services Administration	13,816,018	13,823,693
	Fed Welfare - Work Incentive	15,595,551	15,604,119
	Totals	29,411,569	29,427,812
1000/479630	FSSA/Department of Health Institutional Contingency Fund		
	Gen FSSA/Department of Health Institutional	1,000,000	1,000,000
1000/121790	Step Ahead		
	Gen Step Ahead	1,789,082	1,789,312
	FSSA Administration Totals		
	General Fund	16,605,100	16,613,005
	Federal Funds	15,595,551	15,604,119
	Totals	32,200,651	32,217,124
Office of Medicaid Policy and Planning			
1000/105160	Office of Medicaid Policy and Planning - Administration		
	Gen Office of Medicaid Policy and Planning -	5,458,790	5,462,653
3530/185600	Medicaid - Current Obligations		
1000/109240	Gen Medicaid - Current Obligations	1,397,100,000	1,467,000,000
2900/180000	Ded Hospital Care for the Indigent	21,700,000	21,700,000
	Fed Medicaid - Current Obligations	3,034,353,772	3,117,375,000
	Loc Medicaid - Current Obligations	27,000,000	28,700,000
1000/101970	Tfr Residential Services for Developmentally	106,400,000	116,700,000
1000/104130	Tfr Day Services - Developmentally Disabled	7,400,000	7,400,000
1000/104250	Tfr Evansville State Hospital	7,140,000	7,390,000
1000/104300	Tfr Madison State Hospital	7,140,000	7,390,000
1000/104350	Tfr Logansport State Hospital	7,140,000	7,390,000
1000/104400	Tfr Richmond State Hospital	7,140,000	7,240,000
1000/104500	Tfr Larue Carter Memorial Hospital	7,140,000	7,390,000
1000/109040	Tfr Distribution for Tuition Support	3,800,000	4,400,000
1000/121490	Tfr C.H.O.I.C.E. In-Home Services	6,700,000	7,000,000
2400/150000	Tfr Medical Assistance to Wards	14,100,000	14,200,000
2900/180000	Tfr Hospital Care for the Indigent	21,700,000	21,700,000
3280/141000	Tfr Mental Health Centers	115,600,000	124,200,000
3530/124400	Tfr Children's Health Insurance Program - As	28,300,000	31,700,000
	Totals	4,819,853,772	4,998,875,000
3550/170000	Medicaid Administration		
1000/109240	Gen Medicaid - Current Obligations	49,500,000	49,500,000
	Fed Welfare - Medicaid Administration	143,485,000	143,485,000
	Totals	192,985,000	192,985,000

HEALTH AND HUMAN SERVICES

Account Number	State Agency Appropriation Name	Appropriations	
		FY 2005-2006	FY 2006-2007
1000/105090	Medicaid Disability Eligibility Exams		
	Gen Medicaid Disability Eligibility Exams	3,195,000	3,195,000
3550/120000	Children's Health Insurance Program - Administration		
6330/100200	Ded Tobacco Master Settlement Agreement	1,335,718	1,335,718
	Fed Welfare - Medicaid Administration	3,801,657	3,801,771
	Totals	5,137,375	5,137,489
3530/124400	Children's Health Insurance Program - Assistance		
6330/100200	Ded Tobacco Master Settlement Agreement	28,600,000	32,500,000
	Fed Children's Health Insurance Program - As	81,633,786	92,934,194
	Totals	110,233,786	125,434,194
2900/180000	Hospital Care for the Indigent		
	Ded Hospital Care for the Indigent	56,900,000	56,900,000
	Office of Medicaid Policy and Planning Totals		
	General Fund	1,455,253,790	1,525,157,653
	Dedicated Funds	108,535,718	112,435,718
	Federal Funds	3,263,274,215	3,357,595,965
	Local Funds	27,000,000	28,700,000
	Totals	4,854,063,723	5,023,889,336

Division of Mental Health and Addictions**Mental Health**

3280/142000	Mental Health Administration		
1000/109600	Tfr Mental Health Administration	2,423,776	2,423,776
3230/141400	Tfr Gamblers' Assistance	158,617	158,723
6000/119200	Tfr DMHA Disaster Relief Grants	57,224	57,224
6000/139100	Tfr Substance Abuse, Prevention and Treatmen	991,348	992,013
6000/139200	Tfr Mental Health Services Block Grant	391,650	393,542
6000/156700	Tfr Methadone Diversion Control Oversight (M	23,525	23,525
	Totals	4,046,140	4,048,803
1000/124080	Quality Assurance/Research		
	Gen Quality Assurance/Research	884,304	884,304
6000/163300	Fed MHFR - Outreach Administration	170,000	170,000
	Totals	1,054,304	1,054,304
1000/109600	Mental Health Administration		
	Gen Mental Health Administration	2,365,294	2,365,294
6000/108300	Mental Illness (MI) DIG		
	Fed Mental Illness (MI) DIG	152,474	152,474
6000/163400	Olmstead Mental Health Grant		
	Fed Olmstead Mental Health Grant	12,514	12,514
6000/156700	Methadone Diversion Control Oversight (MDCO) Program		
	Ded Methadone Diversion Control Oversight (M	26,269	26,269
6000/188400	Mental Health Services for the Homeless (PATH)		
	Fed Mental Health Services for the Homeless	768,000	768,000
6000/163300	MHFR - Outreach Administration		
	Fed MHFR - Outreach Administration	26,505,023	26,505,056

HEALTH AND HUMAN SERVICES

Account Number	State Agency Appropriation Name	Appropriations	
		FY 2005-2006	FY 2006-2007
1000/124090	Seriously Emotionally Disturbed		
	Gen Seriously Emotionally Disturbed	16,469,493	16,469,493
3280/141000	Seriously Mentally Ill		
1000/109430	Gen Serious Mentally Ill (State Approp.)	93,862,579	93,862,579
	Ded Mental Health Centers	4,445,000	4,445,000
	Totals	98,307,579	98,307,579
6000/119100	Shelter Plus Care		
	Fed Shelter Plus Care	410,000	410,000
6000/139200	Mental Health Services Block Grant		
	Fed Mental Health Services Block Grant	8,272,877	8,272,877
6000/141200	Illness Management Recovery		
	Fed Illness Management Recovery	275,000	275,000
6000/188800	Child Mental Health Initiative for Northwest Indiana		
	Fed Child Mental Health Initiative for North	2,915,748	2,915,748
6330/102100	Community Mental Health Centers		
6330/100100	Ded Tobacco Master Settlement Agreement	2,000,000	2,000,000
	Mental Health Totals		
	General Fund	113,581,670	113,581,670
	Dedicated Funds	6,471,269	6,471,269
	Federal Funds	39,481,636	39,481,669
	Totals	159,534,575	159,534,608
	Addiction Services		
3230/141300	Prevention		
3230/141200	Ded Gamblers' Assistance	2,946,936	2,946,936
1000/124130	Substance Abuse Treatment		
	Gen Substance Abuse Treatment	5,006,000	5,006,000
3230/141400	Tfr Gamblers' Assistance	400,000	400,000
	Totals	5,406,000	5,406,000
3230/141400	Gamblers' Assistance		
3230/141200	Ded Gamblers' Assistance	4,250,000	4,250,000
6000/116000	Substance Abuse (SA) DIG		
	Fed Substance Abuse (SA) DIG	100,000	100,000
6000/119200	DMHA Disaster Relief Grants		
	Fed DMHA Disaster Relief Grants	280,193	280,193
6000/139100	Substance Abuse, Prevention and Treatment Block Grant		
	Fed Substance Abuse, Prevention and Treatment	33,153,648	33,153,648
6000/143700	DASIS		
	Fed DASIS	233,482	233,482
6000/167100	Drug-Free Schools & Community		
	Fed Drug-Free Schools & Community	1,498,260	1,498,260
6000/180400	DMHA Youth Tobacco Reduction Support Program		
3230/141400	Ded Gamblers' Assistance	54,000	54,000

HEALTH AND HUMAN SERVICES

Account Number	State Agency Appropriation Name	Appropriations	
		FY 2005-2006	FY 2006-2007
Addiction Services Totals			
	General Fund	5,006,000	5,006,000
	Dedicated Funds	7,250,936	7,250,936
	Federal Funds	35,265,583	35,265,583
	Totals	47,522,519	47,522,519
State Facilities			
Evansville Psychiatric Children's Center			
1000/104150	Evansville Psychiatric Children's Center		
3890/122000	Fed Mental Health	2,120,371	2,121,556
3530/185600	Tfr Medicaid - Current Obligations	1,299,580	1,300,306
	Totals	3,419,951	3,421,862
6000/178600	EPCC Federal School Lunch		
	Fed EPCC Federal School Lunch	20,376	20,376
	Evansville Psychiatric Children's Center Totals		
	Federal Funds	2,140,747	2,141,932
Evansville State Hospital			
1000/104250	Gen Evansville State Hospital	22,395,551	22,407,654
3890/142500	Ded Mental Health	1,235,014	1,235,682
3890/122000	Fed Mental Health	5,362,558	5,365,457
3530/185600	Tfr Medicaid - Current Obligations	3,282,537	3,284,311
	Totals	32,275,660	32,293,104
Larue Carter Memorial Hospital			
1000/104500	Larue Carter Memorial Hospital		
	Gen Larue Carter Memorial Hospital	18,887,386	18,895,892
3890/145000	Ded Mental Health	443,622	443,822
3890/122000	Fed Mental Health	5,101,658	5,103,957
3530/185600	Tfr Medicaid - Current Obligations	3,105,358	3,106,757
	Totals	27,538,024	27,550,428
6000/178900	Larue Carter Federal School Lunch		
	Fed Larue Carter Federal School Lunch	52,635	52,635
	Larue Carter Memorial Hospital Totals		
	General Fund	18,887,386	18,895,892
	Dedicated Funds	443,622	443,822
	Federal Funds	5,154,293	5,156,592
	Totals	24,485,301	24,496,306
Logansport State Hospital			
1000/104350	Logansport State Hospital		
	Gen Logansport State Hospital	38,746,342	38,765,733
3890/143500	Ded Mental Health	1,764,662	1,765,546
3890/122000	Fed Mental Health	6,799,136	6,802,539
3530/185600	Tfr Medicaid - Current Obligations	4,204,045	4,206,148
	Totals	51,514,185	51,539,966

HEALTH AND HUMAN SERVICES

Account Number	State Agency Appropriation Name	Appropriations	
		FY 2005-2006	FY 2006-2007
1000/104390	Farm Revenue		
	Ded Farm Revenue	53,857	53,857
	Logansport State Hospital Totals		
	General Fund	38,746,342	38,765,733
	Dedicated Funds	1,818,519	1,819,403
	Federal Funds	6,799,136	6,802,539
	Totals	47,363,997	47,387,675
1000/104300	Madison State Hospital		
	Gen Madison State Hospital	20,947,363	20,959,654
3890/143000	Ded Mental Health	811,461	811,937
3890/122000	Fed Mental Health	5,019,036	5,021,981
3530/185600	Tfr Medicaid - Current Obligations	3,065,518	3,067,316
	Totals	29,843,378	29,860,888
1000/104400	Richmond State Hospital		
	Gen Richmond State Hospital	30,590,520	30,605,663
3890/144000	Ded Mental Health	876,500	876,934
3890/122000	Fed Mental Health	2,921,669	2,923,115
3530/185600	Tfr Medicaid - Current Obligations	1,826,044	1,826,948
	Totals	36,214,733	36,232,660
	State Facilities, Other		
1000/124140	Patient Payroll		
	Gen Patient Payroll	316,800	316,800
	State Facilities Totals		
	General Fund	131,883,962	131,951,396
	Dedicated Funds	5,185,116	5,187,778
	Federal Funds	27,397,439	27,411,616
	Totals	164,466,517	164,550,790
	Division of Mental Health and Addictions Totals		
	General Fund	250,471,632	250,539,066
	Dedicated Funds	18,907,321	18,909,983
	Federal Funds	102,144,658	102,158,868
	Totals	371,523,611	371,607,917
	Division of Family Resources		
1000/105000	Division of Family Resources Administration		
	Gen Division of Family Resources Administrat	5,625,078	5,630,796
3500/186300	Tfr Welfare Federal Assistance	3,000,000	3,000,000
	Totals	8,625,078	8,630,796

HEALTH AND HUMAN SERVICES

Account Number	State Agency Appropriation Name	Appropriations	
		FY 2005-2006	FY 2006-2007
2100/170000	State Welfare - County Administration		
1000/101920	Gen Div. of Family & Children Local Office A	49,501,684	49,501,684
	Fed County Welfare Administration	62,453,813	62,574,001
3500/186300	Tfr Welfare Federal Assistance	8,286,533	8,286,533
6000/114400	Tfr Over Issuance of Food Stamps	500,000	500,000
	Totals	120,742,030	120,862,218
1000/101520	Commission on the Social Status of Black Males		
	Gen Commission on the Social Status of Black	131,628	131,711
2100/110900	Indiana Client Eligibility System (ICES)		
1000/105080	Gen Information Systems-Technology (State Ap	7,007,662	7,007,662
	Fed County Welfare Administration	8,672,684	8,673,508
	Totals	15,680,346	15,681,170
3510/110000	Central Reimbursement		
	Fed Title IV-D OASI Act	63,729,758	63,729,758
3510/120000	Central Reimbursement Office Program Administration		
1000/105030	Gen Prevention Services-Children (State Appr	6,399,705	6,399,705
	Fed Title IV-D OASI Act	612,375	612,375
1000/101980	Tfr Developmental Disability Client Services	1,250,000	1,250,000
	Totals	8,262,080	8,262,080
2700/150000	Child Care Licensing Fund		
	Ded Child Care	100,000	100,000
3510/150300	Electronic Benefit Transfer Program		
1000/105080	Gen Information Systems-Technology (State Ap	1,800,766	1,800,766
	Fed Title IV-D OASI Act	2,701,150	2,701,150
	Totals	4,501,916	4,501,916
2250/150000	IMPACT Program		
1000/121470	Gen IMPACT Program	2,449,580	2,449,683
	Fed Impact	6,530,515	6,530,618
	Totals	8,980,095	8,980,301
3560/170300	IMPACT - TANF		
1000/121480	Gen Education & Training (State Approp.)	5,768,527	5,768,672
	Fed Welfare - Work Incentive	11,600,865	11,601,010
	Totals	17,369,392	17,369,682
3500/185200	Temporary Assistance to Needy Families (TANF)		
1000/109080	Gen Public Assistance - Aid to Dependent Chi	40,457,943	40,457,943
	Fed Welfare Federal Assistance	136,844,012	136,844,012
3510/151100	Tfr Title IV-D OASI Act	3,500,000	3,500,000
	Totals	180,801,955	180,801,955
3500/185500	Temporary Assistance for Needy Families - Administration		
	Fed Welfare Federal Assistance	23,894,577	23,894,577
3500/186200	Child Care & Development Fund		
1000/108550	Gen Child Care Services (State Approp.)	35,056,200	35,056,200
	Fed Welfare Federal Assistance	138,945,485	138,945,485
	Totals	174,001,685	174,001,685
3500/186500	CCDF Administration Fund		
	Fed Welfare Federal Assistance	14,920,177	14,922,361

HEALTH AND HUMAN SERVICES

Account Number	State Agency Appropriation Name	Appropriations	
		FY 2005-2006	FY 2006-2007
3630/150800	Headstart		
	Fed Welfare - Child Services	177,407	177,471
1000/121790	Tfr Step Ahead	59,136	59,157
	Totals	236,543	236,628
6000/102700	CSBG - Community Services Block Grant		
	Fed CSBG - Community Services Block Grant	9,302,489	9,302,684
6000/102900	Food Assistance Program		
1000/122890	Gen Food Assistance (State Approp.)	145,506	145,506
	Fed Food Assistance Program	851,563	851,634
	Totals	997,069	997,140
6000/104100	Department of Energy Weatherization Assistance Program		
	Fed Department of Energy Weatherization Assi	6,035,158	6,035,275
6360/100100	Housing Assistance Program		
	Fed H.A.P. Community Services Agency	20,858,673	20,859,099
3320/102000	Domestic Violence Prevention and Treatment		
1000/101770	Gen Domestic Violence Prevention & Treatment	1,000,000	1,000,000
	Ded Domestic Violence Prevention & Treatment	1,000,000	1,000,000
	Totals	2,000,000	2,000,000
2160/149700	School Age Child Care Project Fund		
1000/108550	Gen Child Care Services (State Approp.)	550,000	550,000
3560/170100	Sexual Offense Services		
	Fed Welfare - Work Incentive	148,899	148,899
6000/106400	Department of Energy Training & Technical Assistance Grant		
	Fed Department of Energy Training & Technica	545,041	545,041
6000/108700	Federal Family Violence		
	Fed Federal Family Violence	1,778,929	1,778,929
6000/114100	Emergency Shelter Program		
	Fed Emergency Shelter Program	1,868,684	1,868,716
6000/102700	Tfr CSBG - Community Services Block Grant	24,000	24,000
	Totals	1,892,684	1,892,716
6000/115700	Consolidated Outreach Program		
3520/102000	Tfr Title XX	129,122	129,122
3780/152600	Tfr Emergency Special Education Act (ESEA)	30,000	30,000
6000/102700	Tfr CSBG - Community Services Block Grant	40,878	40,878
6710/151000	Tfr Employment Security Administration	30,000	30,000
	Totals	230,000	230,000
6000/118400	Federal Early Intervention		
	Fed Federal Early Intervention	8,705,607	8,705,938
6000/131000	LIHEAP - Low Income Home Energy Assistance Program		
	Fed LIHEAP - Low Income Home Energy Assistan	48,722,024	48,722,176
	Division of Family Resources Totals		
	General Fund	155,894,279	155,900,328
	Dedicated Funds	1,100,000	1,100,000
	Federal Funds	569,899,885	570,024,717
	Totals	726,894,164	727,025,045

HEALTH AND HUMAN SERVICES

Account Number	State Agency Appropriation Name	Appropriations	
		FY 2005-2006	FY 2006-2007
Division of Aging			
1000/105120	Room and Board Assistance (R-CAP)		
	Gen Room and Board Assistance (R-CAP)	11,421,472	11,421,472
1000/121490	C.H.O.I.C.E. In-Home Services		
	Gen C.H.O.I.C.E. In-Home Services	48,765,643	48,765,897
1000/104950	Older Hoosiers Act		
	Gen Older Hoosiers Act	1,842,109	1,842,109
1000/122740	Adult Protective Services		
	Gen Adult Protective Services	2,021,540	2,021,540
1000/122930	Adult Guardianship Services		
	Gen Adult Guardianship Services	491,863	491,892
6000/105600	Title V Employment Grant (Older Workers)		
1000/104970	Gen Aging & Disability Services (State Appro	6,436	6,436
	Fed Title V Employment Grant (Older Workers)	2,135,773	2,135,815
	Totals	2,142,209	2,142,251
6000/149100	Title III Administration Grant		
1000/104970	Gen Aging & Disability Services (State Appro	307,282	307,446
	Fed Title III Administration Grant	921,846	922,338
	Totals	1,229,128	1,229,784
6000/149300	Nutrition Services Incentive Program		
	Fed Nutrition Services Incentive Program	2,067,862	2,067,862
6000/149800	HHS Title III B Area Administration Grants		
	Fed HHS Title III B Area Administration Gran	17,296,512	17,296,512
6000/182000	Ombudsman		
1000/104970	Gen Aging & Disability Services (State Appro	305,226	305,226
	Fed Ombudsman	362,980	363,027
	Totals	668,206	668,253
Division of Aging Totals			
	General Fund	65,161,571	65,162,018
	Federal Funds	22,784,973	22,785,554
	Totals	87,946,544	87,947,572
Division of Disability and Rehabilitation Services			
1000/108600	Division of Disability, Aging, and Rehabilitative Services Administration		
6330/100100	Ded Tobacco Master Settlement Agreement	3,012,462	3,012,462
1000/122870	Office of Deaf and Hearing Impaired		
	Gen Office of Deaf and Hearing Impaired	496,432	496,631
3720/172700	Residential Services - Case Management		
1000/101280	Gen Developmental Disability Client Services	4,436,985	4,436,985
6330/100100	Ded Tobacco Master Settlement Agreement	2,050,626	2,050,626
	Fed Vocational Rehabilitation	2,649,869	2,655,393
	Totals	9,137,480	9,143,004
3720/172300	Vocational Rehabilitation Services		
1000/109070	Gen Vocational Rehabilitation (State Approp.	17,573,775	17,576,182
	Fed Vocational Rehabilitation	64,932,211	64,941,105
	Totals	82,505,986	82,517,287

HEALTH AND HUMAN SERVICES

Account Number	State Agency Appropriation Name	Appropriations	
		FY 2005-2006	FY 2006-2007
3720/172400	Aid to Independent Living		
1000/121510	Gen Independent Living (State Approp.)	22,008	22,008
	Fed Vocational Rehabilitation	198,072	198,072
	Totals	220,080	220,080
3760/172400	Disability Determination Division		
	Fed Disability Determination Division	30,299,939	30,311,558
6000/112300	ATTAIN Project		
	Fed ATTAIN Project	353,686	353,686
6140/182500	Blind Vending Operations		
1000/122880	Gen Blind Vending (State Approp.)	129,879	129,905
	Ded Agency for the Blind - Donations	146,672	146,701
	Fed Agency for the Blind - Donations	1,039,813	1,040,014
	Totals	1,316,364	1,316,620
1000/124050	Developmental Disability Residential Facilities Council		
	Gen Developmental Disability Residential Fac	16,138	16,138
3730/155700	Office of Services for the Blind and Visually Impaired		
1000/109070	Gen Vocational Rehabilitation (State Approp.)	328,943	328,943
	Fed Agency for the Blind	1,183,841	1,184,665
	Totals	1,512,784	1,513,608
3760/172500	Employee Training		
1000/109070	Gen Vocational Rehabilitation (State Approp.)	6,112	6,112
	Fed Disability Determination Division	55,008	55,008
	Totals	61,120	61,120
6000/108900	Medicaid Waiver		
1000/104970	Gen Aging & Disability Services (State Appro	316,333	316,390
	Fed Medicaid Waiver	632,666	632,780
1000/121490	Tfr C.H.O.I.C.E. In-Home Services	316,333	316,390
	Totals	1,265,332	1,265,560
6000/113700	VR Systems Change Project		
	Fed VR Systems Change Project	542,387	542,387
6000/143200	Independent Living for the Blind Elderly		
	Fed Independent Living for the Blind Elderly	619,557	619,557
6000/165400	Tfr SSA/VR	68,838	68,838
	Totals	688,395	688,395
6000/155500	OBRA/PASSARR		
1000/104970	Gen Aging & Disability Services (State Appro	90,212	90,268
	Fed OBRA/PASSARR	270,636	270,804
	Totals	360,848	361,072
6000/155800	Supported Employment		
	Fed Supported Employment	747,208	747,208
6000/165400	SSA/VR		
	Fed SSA/VR	349,632	349,632
6000/172400	Vocational Rehabilitation Local Projects		
	Fed Vocational Rehabilitation Local Projects	989,101	989,101
	Loc Vocational Rehabilitation Local Projects	267,698	267,698
	Totals	1,256,799	1,256,799

HEALTH AND HUMAN SERVICES

Account Number	State Agency Appropriation Name	Appropriations	
		FY 2005-2006	FY 2006-2007
6000/119500	Bureau of Quality Improvement Services - BQIS		
1000/101280	Gen Developmental Disability Client Services	1,919,027	1,919,027
	Fed Bureau of Quality Improvement Services -	674,252	675,750
	Totals	2,593,279	2,594,777
1000/104130	Day Services - Developmentally Disabled		
	Gen Day Services - Developmentally Disabled	22,976,381	22,976,381
1000/104140	Diagnosis and Evaluation		
	Gen Diagnosis and Evaluation	930,788	930,788
1000/121460	Supported Employment		
	Gen Supported Employment	3,117,498	3,117,498
1000/124110	Epilepsy Program		
	Gen Epilepsy Program	460,954	460,954
1000/124190	Family Subsidy Program		
	Gen Family Subsidy Program	1,004,700	1,004,700
1000/101970	Residential Services for Developmentally Disabled Persons		
	Gen Residential Services for Developmentally	91,749,831	107,967,677
6330/100100	Ded Tobacco Master Settlement Agreement	22,300,000	22,300,000
	Totals	114,049,831	130,267,677
	Division of Disability and Rehabilitation Services Totals		
	General Fund	145,575,996	161,796,587
	Dedicated Funds	27,509,760	27,509,789
	Federal Funds	105,537,878	105,566,720
	Local Funds	267,698	267,698
	Totals	278,891,332	295,140,794

Developmental Center

1000/104650	Fort Wayne State Developmental Center		
	Gen Fort Wayne State Developmental Center	359,900	359,900
3890/146500	Ded Mental Health	1,838,145	1,839,050
3530/185600	Tfr Medicaid - Current Obligations	63,809,902	63,841,302
	Totals	66,007,947	66,040,252
	Division of Disability and Rehabilitation Services Totals		
	General Fund	145,935,896	162,156,487
	Dedicated Funds	29,347,905	29,348,839
	Federal Funds	105,537,878	105,566,720
	Local Funds	267,698	267,698
	Totals	281,089,377	297,339,744
	Family and Social Services Administration Totals		
	General Fund	2,089,322,268	2,175,528,557
	Dedicated Funds	157,890,944	161,794,540
	Federal Funds	4,079,237,160	4,173,735,943
	Local Funds	27,267,698	28,967,698
	Totals	6,353,718,070	6,540,026,738

HEALTH AND HUMAN SERVICES

Account Number	State Agency Appropriation Name	Appropriations	
		FY 2005-2006	FY 2006-2007
Department of Child Services			
1000/105300	Department of Child Services - State Administration		
	Gen Department of Child Services - State Adm	985,528	985,528
1000/101990	Department of Child Services - County Administration		
	Gen Department of Child Services - County Ad	62,160,531	70,080,531
2100/170000	Fed County Welfare Administration	17,126,640	17,126,640
3500/186300	Tfr Welfare Federal Assistance	7,777,451	7,777,451
3520/102000	Tfr Title XX	8,070,714	8,070,714
	Totals	95,135,336	103,055,336
3500/180000	Special Needs Adoption II		
1000/129030	Gen Adoption Services (State Approp.)	676,905	677,068
	Fed Welfare Federal Assistance	679,550	679,714
	Totals	1,356,455	1,356,782
3500/185700	Foster Care		
	Fed Welfare Federal Assistance	33,036,006	33,036,006
3500/185900	Adoption Assistance		
1000/129030	Gen Adoption Services (State Approp.)	7,954,083	7,954,083
	Fed Welfare Federal Assistance	25,594,936	25,594,936
3520/150000	Tfr Title XX	1,470,239	1,470,239
	Totals	35,019,258	35,019,258
3500/186100	Kids First Trust		
	Ded Welfare Federal Assistance	2,680,423	2,680,423
3500/186300	Child Welfare Services State Grants		
1000/216070	Gen Welfare Property Tax Replacement	10,698,884	10,698,884
	Ded Welfare Federal Assistance	6,275,000	6,275,000
	Totals	16,973,884	16,973,884
3510/150000	Title IV-D of the Federal Social Security Act (State Match)		
1000/105110	Gen Child Support Administration (State Appr	3,969,158	3,971,838
	Fed Title IV-D OASI Act	30,201,597	30,201,597
	Totals	34,170,755	34,173,435
6330/101900	Independent Living Transitional Services		
6330/100100	Ded Tobacco Master Settlement Agreement	1,000,000	1,000,000
1000/120360	Youth Service Bureau		
	Gen Youth Service Bureau	1,250,000	1,250,000
1000/121610	Project Safeplace		
	Gen Project Safeplace	125,000	125,000
3510/150500	Indiana Support Enforcement Tracking (ISETS)		
1000/105080	Gen Information Systems-Technology (State Ap	4,067,520	4,067,718
	Fed Title IV-D OASI Act	7,895,774	7,896,161
	Totals	11,963,294	11,963,879
3630/150100	Title IV-B Child Welfare Administration		
1000/105170	Gen Child Welfare Administration (State Appr	484,286	484,560
	Fed Welfare - Child Services	1,467,529	1,468,360
	Totals	1,951,815	1,952,920

HEALTH AND HUMAN SERVICES

Account Number	State Agency Appropriation Name	Appropriations	
		FY 2005-2006	FY 2006-2007
3630/150500	Independent Living Program		
	Fed Welfare - Child Services	2,908,995	2,908,995
3520/150000	Tfr Title XX	181,071	181,071
	Totals	3,090,066	3,090,066
3630/150600	Child Welfare Assistance		
	Fed Welfare - Child Services	4,997,671	4,997,671
3520/102000	Tfr Title XX	1,077,608	1,077,608
3520/150000	Tfr Title XX	1,366,951	1,366,951
	Totals	7,442,230	7,442,230
3630/150700	Non-Recurring Adoption Assistance		
1000/129030	Gen Adoption Services (State Approp.)	625,000	625,000
	Fed Welfare - Child Services	625,000	625,000
	Totals	1,250,000	1,250,000
3630/151000	Child Protection Automation Project (ICWIS)		
1000/105080	Gen Information Systems-Technology (State Ap	5,260,522	5,260,550
	Fed Welfare - Child Services	2,550,200	2,550,214
	Totals	7,810,722	7,810,764
6000/121100	Community-Based Family Resource & Support		
	Fed Community-Based Family Resource & Suppor	776,922	776,922
6000/127100	Child Welfare IV-B Part II		
	Fed Child Welfare IV-B Part II	7,215,476	7,215,476
6000/162100	Child Welfare Training		
1000/101300	Gen State Supplement to SSBG	1,106,281	1,106,281
	Fed Child Welfare Training	2,211,541	2,211,541
3500/186300	Tfr Welfare Federal Assistance	104,171	104,171
3520/150000	Tfr Title XX	287,530	287,530
	Totals	3,709,523	3,709,523
6000/185400	Healthy Families Indiana		
1000/102060	Gen Healthy Families Indiana	6,223,086	6,223,086
1000/104000	Tfr Department of Health - Administration	50,000	50,000
3280/141000	Tfr Mental Health Centers	300,000	300,000
3500/185200	Tfr Welfare Federal Assistance	32,641,870	32,641,870
3520/102000	Tfr Title XX	115,930	116,008
3520/150000	Tfr Title XX	436,227	436,227
	Totals	39,767,113	39,767,191
6000/185700	Emergency Assistance		
3500/185200	Tfr Welfare Federal Assistance	8,479,500	8,479,500
	Social Services Block Grant (SSBG)		
3520/102000	SSBG - Division of Family & Children, Family Protection		
1000/101300	Gen State Supplement to SSBG	5,515,999	5,516,161
	Fed Title XX	9,110,965	9,111,044
	Totals	14,626,964	14,627,205
3520/140000	SSBG - State Dept. of Health		
1000/101300	Gen State Supplement to SSBG	296,504	296,504
	Fed Title XX	206,667	206,667
	Totals	503,171	503,171

HEALTH AND HUMAN SERVICES

Account Number	State Agency Appropriation Name	Appropriations	
		FY 2005-2006	FY 2006-2007
3520/141000	SSBG - Division of Mental Health		
	Fed Title XX	5,175,272	5,175,272
3520/149700	SSBG - Division of Disability, Aging & Rehabilitative Services		
1000/101300	Gen State Supplement to SSBG	1,030,877	1,030,877
	Fed Title XX	23,289,202	23,289,202
1000/104130	Tfr Day Services - Developmentally Disabled	14,346,381	14,346,381
1000/121460	Tfr Supported Employment	3,117,498	3,117,498
6330/100100	Tfr Tobacco Master Settlement Agreement	4,000,000	4,000,000
	Totals	45,783,958	45,783,958
3520/150000	SSBG - Division of Family & Children, Child Welfare		
1000/101300	Gen State Supplement to SSBG	12,725,150	12,725,150
	Fed Title XX	551,388	551,388
	Totals	13,276,538	13,276,538
3520/161500	SSBG - Department of Correction		
1000/101300	Gen State Supplement to SSBG	1,295,350	1,295,350
	Fed Title XX	1,119,558	1,119,558
	Totals	2,414,908	2,414,908
	Social Services Block Grant (SSBG) Totals		
	General Fund	20,863,880	20,864,042
	Federal Funds	39,453,052	39,453,131
	Totals	60,316,932	60,317,173
	Department of Child Services Totals		
	General Fund	126,450,664	134,374,169
	Dedicated Funds	9,955,423	9,955,423
	Federal Funds	176,740,889	176,742,364
	Totals	313,146,976	321,071,956
	FAMILY, CHILDREN, AND SOCIAL SERVICES TOTALS		
	General Fund	2,215,772,932	2,309,902,726
	Dedicated Funds	167,846,367	171,749,963
	Federal Funds	4,255,978,049	4,350,478,307
	Local Funds	27,267,698	28,967,698
	Totals	6,666,865,046	6,861,098,694

PUBLIC HEALTH**State Department of Health**

1000/104000	Department of Health - Administration		
6330/100100	Ded Tobacco Master Settlement Agreement	27,325,612	27,341,425
1000/104060	Cancer Registry		
6330/100100	Ded Tobacco Master Settlement Agreement	253,651	253,803
1000/104180	Minority Health Initiative		
6330/100100	Ded Tobacco Master Settlement Agreement	2,091,224	2,091,224
1000/101650	Sickle Cell		
6330/100100	Ded Tobacco Master Settlement Agreement	232,500	232,500
1000/211600	Aid to County Tuberculosis Hospitals		
6330/100100	Ded Tobacco Master Settlement Agreement	107,397	107,397

HEALTH AND HUMAN SERVICES

Account Number	State Agency Appropriation Name	Appropriations	
		FY 2005-2006	FY 2006-2007
1000/214070	Medicare-Medicaid Certification		
	Gen Medicare-Medicaid Certification	6,132,535	6,136,279
	Fed Medicare-Medicaid Certification	6,330,061	6,333,533
	Tfr Medicare-Medicaid Certification	0	2,735
3540/170300	Tfr Title 191 Certification/MMIS	4,967,678	4,967,678
	Totals	17,430,274	17,440,225
1000/121600	AIDS Education		
6330/100100	Ded Tobacco Master Settlement Agreement	699,804	700,099
1000/108620	HIV/AIDS Services		
6330/100100	Ded Tobacco Master Settlement Agreement	2,325,004	2,325,004
1000/108630	Test for Drug Afflicted Babies		
6330/100100	Ded Tobacco Master Settlement Agreement	62,496	62,496
1000/121770	State Chronic Diseases		
6330/100100	Ded Tobacco Master Settlement Agreement	544,847	544,917
1000/129410	Women, Infants, and Children Supplement		
6330/100100	Ded Tobacco Master Settlement Agreement	176,700	176,700
1000/129420	Maternal and Child Health Supplement		
6330/100100	Ded Tobacco Master Settlement Agreement	176,700	176,700
1000/101530	Cancer Education and Diagnosis - Breast Cancer		
6330/100100	Ded Tobacco Master Settlement Agreement	93,000	93,000
1000/101570	Cancer Education and Diagnosis - Prostate Cancer		
6330/100100	Ded Tobacco Master Settlement Agreement	93,000	93,000
2060/140000	Adoption History		
	Ded Adoption History	187,354	187,472
2070/140000	Children with Special Health Care Needs		
1000/105140	Gen Children with Special Health Care Needs	5,808,756	5,809,042
	Loc Children with Speical Health Care Needs	6,553,728	6,553,728
	Tfr Children with Speical Health Care Needs	1,500,000	1,500,000
	Totals	13,862,484	13,862,770
2150/140000	Local Health Maintenance Fund		
6330/100100	Ded Tobacco Master Settlement Agreement	3,860,000	3,860,000
2170/140000	Newborn Screening Program		
	Ded Newborn Screening	1,224,126	1,224,387
3610/150600	Universal Newborn Hearing Screening		
	Fed U. S. Public Health Services	173,105	173,105
2190/140000	Indiana Health Care Professional Recruitment and Retention		
	Ded Indiana Medical and Nursing Grant	137,201	137,201
	Fed Indiana Medical and Nursing Grant	137,202	137,202
	Totals	274,403	274,403
2420/140000	Radon Gas Trust Fund		
	Ded Radon Gas Trust	14,701	14,701
2550/140000	Birth Problems Registry		
	Ded Birth Problems Registry	43,426	43,445
3610/103000	Birth Defects Surveillance Program		
	Fed U. S. Public Health Services	201,314	201,314
2570/140000	Motor Fuel Inspection Program		
	Ded Motor Fuel Inspection	82,448	82,471

HEALTH AND HUMAN SERVICES

Account Number	State Agency Appropriation Name	Appropriations	
		FY 2005-2006	FY 2006-2007
3610/101500	Tobacco Use Prevention and Control Program Fed U. S. Public Health Services	1,779,160	1,779,240
3610/103100	Bioterrorism Hospital Planning Fed U. S. Public Health Services	10,282,000	10,282,402
3610/103200	Bioterrorism Preparedness & Response Supplemental Fed U. S. Public Health Services	26,892,490	26,895,713
3610/103300	Small Rural Hospital Improvement Grant Program Fed U. S. Public Health Services	233,472	233,472
3610/103400	Genetics Implementation Grant Fed U. S. Public Health Services	300,000	300,000
3610/103500	Addressing Asthma Fed U. S. Public Health Services	275,096	275,096
3610/103600	Core Injury Surveillance Fed U. S. Public Health Services	118,321	118,321
3610/103700	Minority HIV/AIDS Demonstration Program Fed U. S. Public Health Services	205,718	205,739
3610/103800	Childhood Asthma Fed U. S. Public Health Services	50,000	50,000
3610/103900	Early Hearing Detection and Intervention Fed U. S. Public Health Services	147,371	147,371
3610/130300	Childhood Lead Poison Prevention Fed U. S. Public Health Services	256,294	256,468
3610/130700	Rural Health Fed U. S. Public Health Services	150,000	150,000
3610/130900	AIDS Care Coordination Tfr U. S. Public Health Services	561,206	561,206
3610/131300	Breast & Cervical Cancer Fed U. S. Public Health Services	2,560,948	2,561,220
3610/131600	Mammography Inspection Program Fed U. S. Public Health Services	134,987	135,051
3610/131700	Federally Enhanced Cancer Registry Fed U. S. Public Health Services	1,063,880	1,063,918
3610/132300	Primary Health Care Associate Services Fed U. S. Public Health Services	140,993	141,030
3610/140300	Tuberculosis Cooperative Grant Fed U. S. Public Health Services	1,013,136	1,013,181
3610/141300	Health Program for Refugees Fed U. S. Public Health Services	72,116	72,116
3610/141600	Sexually Transmitted Diseases Fed U. S. Public Health Services	2,569,380	2,569,480
3610/142200	Behavioral Risk Factor Surveillance Fed U. S. Public Health Services	183,377	183,377
3610/142300	United States Public Health Service (USPHS) Intensive Immunization Grant Fed U. S. Public Health Services	4,314,927	4,315,548
3610/142500	WIC Program Grant (Women, Infants, and Children) Fed U. S. Public Health Services	102,840,736	102,841,440

HEALTH AND HUMAN SERVICES

Account Number	State Agency Appropriation Name	Appropriations	
		FY 2005-2006	FY 2006-2007
3610/142700	HIV Care Grant Fed U. S. Public Health Services	11,411,963	11,412,219
3610/143000	Reducing the Burden of Arthritis Fed U. S. Public Health Services	215,204	215,204
3610/143100	Cooperative Health Statistics System Grant Fed U. S. Public Health Services	1,571,849	1,572,227
3610/144100	AIDS Prevention Fed U. S. Public Health Services	2,718,087	2,718,549
3610/144400	Aids Surveillance Fed U. S. Public Health Services	521,423	521,654
3610/145500	Prenatal Substance Use Prevention Tfr U. S. Public Health Services	338,600	338,600
3610/145600	Health Program Demo Assessment Fed U. S. Public Health Services	273,039	273,192
3610/146600	Special Projects - PH Block Grant Fed U. S. Public Health Services	3,614,300	3,614,300
3610/146700	Data Integration Federal Grant Fed U. S. Public Health Services	90,000	90,000
3610/147100	Diabetes Grant Fed U. S. Public Health Services	319,126	319,198
3610/148100	HIV Substance Abuse Program Fed U. S. Public Health Services	900,000	900,000
3610/149600	Abstinence Education Block Grant Fed U. S. Public Health Services	965,591	965,591
3610/153300	Rape Prevention & Education Fed U. S. Public Health Services	883,210	883,210
3610/149900	Epidemiology and Lab Capacity of Infectious Diseases Fed U. S. Public Health Services	756,401	756,401
3610/154300	Comprehensive Cancer Control Fed U. S. Public Health Services	125,000	125,000
3610/154600	Early Childhood Comprehensive System Planning Fed U. S. Public Health Services	100,000	100,000
3610/154700	Children's Oral Healthcare Access Program Fed U. S. Public Health Services	100,000	100,000
3620/141600	Maternal and Child Health Block Grant Fed Maternal Child Health Services	18,187,475	18,190,776
1000/108510	Project RESPECT Gen Project RESPECT	596,280	596,280
1000/101010	Donated Dental Services Gen Donated Dental Services	46,500	46,500
5350/140000	Water Sample Mail Expense Rotary Ded Sexual Assault Victims Assistance	30,716	30,716
5350/186600	Sexual Assault Victims Assistance Fund Ded Sexual Assault Victims Assistance	30,242	30,242
1000/100970	Office of Women's Health Gen Office of Women's Health	159,599	159,599

HEALTH AND HUMAN SERVICES

Account Number	State Agency Appropriation Name	Appropriations	
		FY 2005-2006	FY 2006-2007
6330/100700	Community Health Centers		
	Ded Tobacco Master Settlement Agreement	15,003,071	15,003,197
6330/101000	Tobacco Health Programs		
	Ded Tobacco Master Settlement Agreement	2,461,400	2,461,400
6330/100500	Local Health Department Account		
	Ded Tobacco Master Settlement Agreement	3,000,000	3,000,000
6330/101400	Minority Epidemiology		
	Ded Tobacco Master Settlement Agreement	500,000	500,000
6330/101200	Prenatal Substance Use & Prevention		
	Ded Tobacco Master Settlement Agreement	150,000	150,000
3610/101700	RHFP/Critical Access Hospitals		
	Fed U. S. Public Health Services	527,000	527,000
State Department of Health Totals			
	General Fund	12,743,670	12,747,700
	Dedicated Funds	60,906,620	60,923,497
	Federal Funds	205,705,752	205,719,858
	Local Funds	6,553,728	6,553,728
	Totals	285,909,770	285,944,783

Special Institutions**Silvercrest Children's Development Center**

1000/104800	Silvercrest Children's Development Center		
	Gen Silvercrest Children's Development Cente	8,396,941	8,402,442
6000/100700	ESEA Chapter I Grant		
	Fed ESEA Chapter I Grant	49,640	49,640
6000/148000	Special Education		
	Fed Special Education	251,550	251,706
Silvercrest Children's Development Center Totals			
	General Fund	8,396,941	8,402,442
	Federal Funds	301,190	301,346
	Totals	8,698,131	8,703,788

Indiana Veterans' Home

1000/105700	Indiana Veterans' Home		
	Gen Indiana Veterans' Home	12,530,104	12,542,859
6000/157000	Comfort-Welfare Fund		
	Ded Comfort-Welfare Fund	11,936,223	11,936,223
	Fed Comfort-Welfare Fund	518,966	518,966
	Totals	24,985,293	24,998,048
6000/157000	Comfort-Welfare Fund		
	Ded Comfort-Welfare Fund	5,000,000	5,000,000
Indiana Veterans' Home Totals			
	General Fund	12,530,104	12,542,859
	Dedicated Funds	16,936,223	16,936,223
	Federal Funds	518,966	518,966
	Totals	29,985,293	29,998,048

HEALTH AND HUMAN SERVICES

Account Number	State Agency Appropriation Name	Appropriations	
		FY 2005-2006	FY 2006-2007
Indiana Soldiers' and Sailors' Children's Home			
1000/105800	Soldiers' and Sailors' Children's Home		
	Gen Soldiers' and Sailors' Children's Home	10,934,123	10,940,737
6000/105700	Vocational Education Reimbursement		
	Ded Vocational Education Reimbursement	79,653	79,653
6000/126000	ESEA Chapter I Grant		
	Fed ESEA Chapter I Grant	196,653	196,732
6000/100100	Disadvantaged and Handicapped Program		
	Ded Disadvantaged and Handicapped Program	11,600	11,600
6000/126100	ESEA Chapter I Grant for Speech, Hearing, and Language Development Program		
	Ded ESEA Chapter I Grant for Speech, Hearing	38,830	38,830
Indiana Soldiers' and Sailors' Children's Home Totals			
	General Fund	10,934,123	10,940,737
	Dedicated Funds	130,083	130,083
	Federal Funds	196,653	196,732
	Totals	11,260,859	11,267,552
Special Institutions Totals			
	General Fund	31,861,168	31,886,038
	Dedicated Funds	17,066,306	17,066,306
	Federal Funds	1,016,809	1,017,044
	Totals	49,944,283	49,969,388
PUBLIC HEALTH TOTALS			
	General Fund	44,604,838	44,633,738
	Dedicated Funds	77,972,926	77,989,803
	Federal Funds	206,722,561	206,736,902
	Local Funds	6,553,728	6,553,728
	Totals	335,854,053	335,914,171
OTHER HEALTH			
State Budget Agency			
6330/100400	Indiana Prescription Drug Program		
6330/100100	Ded Tobacco Master Settlement Agreement	8,000,000	8,000,139
Tobacco Use Prevention and Cessation Board			
6000/184700	PSW/RWJ Leadership Grant		
	Fed PSW/RWJ Leadership Grant	16,450	16,450
6330/100600	Tobacco Use Prevention and Cessation Program		
	Ded Tobacco Master Settlement Agreement	10,858,441	10,859,308
Tobacco Use Prevention and Cessation Board Totals			
	Dedicated Funds	10,858,441	10,859,308
	Federal Funds	16,450	16,450
	Totals	10,874,891	10,875,758

HEALTH AND HUMAN SERVICES

Account Number	State Agency Appropriation Name	Appropriations	
		FY 2005-2006	FY 2006-2007
Indiana School for the Blind			
1000/105500	Indiana School for the Blind		
	Gen Indiana School for the Blind	11,113,611	11,117,060
6000/126300	ESEA Chapter I Grant		
	Fed ESEA Chapter I Grant	132,402	132,448
Indiana School for the Blind Totals			
	General Fund	11,113,611	11,117,060
	Federal Funds	132,402	132,448
	Totals	11,246,013	11,249,508
Indiana School for the Deaf			
1000/105600	Indiana School for the Deaf		
	Gen Indiana School for the Deaf	18,881,796	18,887,909
6000/126500	IDEA Part B and IDEA Early Childhood		
	Fed IDEA Part B and IDEA Early Childhood	227,375	227,384
Indiana School for the Deaf Totals			
	General Fund	18,881,796	18,887,909
	Federal Funds	227,375	227,384
	Totals	19,109,171	19,115,293
OTHER HEALTH TOTALS			
	General Fund	29,995,407	30,004,969
	Dedicated Funds	18,858,441	18,859,447
	Federal Funds	376,227	376,282
	Totals	49,230,075	49,240,698
VETERANS' AFFAIRS			
1000/101400	Disabled American Veterans of World Wars		
	Gen Disabled American Veterans of World Wars	40,000	40,000
1000/101470	American Veterans of World War II, Korea, and Vietnam		
	Gen American Veterans of World War II, Korea	30,000	30,000
1000/101700	Veterans of Foreign Wars		
	Gen Veterans of Foreign Wars	30,000	30,000
Department of Veterans' Affairs			
1000/101600	Department of Veterans' Affairs		
	Gen Department of Veterans' Affairs	863,881	864,346
1000/479920	Vietnam Veterans of America		
	Gen Vietnam Veterans of America	10,000	10,000
6000/144900	IDVA State Approving Agency		
	Ded IDVA State Approving Agency	46,650	46,650
Department of Veterans' Affairs Totals			
	General Fund	873,881	874,346
	Dedicated Funds	46,650	46,650
	Totals	920,531	920,996

HEALTH AND HUMAN SERVICES

Account Number	State Agency Appropriation Name	Appropriations	
		FY 2005-2006	FY 2006-2007
VETERANS' AFFAIRS TOTALS			
	General Fund	973,881	974,346
	Dedicated Funds	46,650	46,650
	Totals	1,020,531	1,020,996
SOCIAL SERVICES ADVOCACY			
6000/100600	Indiana Protection and Advocacy Services		
	Fed Indiana Protection and Advocacy Services	2,376,965	2,378,060
6000/188300	Governor's Council for Developmental Disabilities		
	Fed Governor's Council for Developmental Dis	1,523,788	1,523,999
SOCIAL SERVICES ADVOCACY TOTALS			
	Federal Funds	3,900,753	3,902,059
HEALTH AND HUMAN SERVICES TOTALS			
	General Fund	2,291,347,058	2,385,515,779
	Dedicated Funds	264,724,384	268,645,863
	Federal Funds	4,466,977,590	4,561,493,550
	Local Funds	33,821,426	35,521,426
	Totals	7,056,870,458	7,251,176,618