

# 2009-11 Budget Supplement: Program Performance Measures

---

## Volume VI: Health and Human Services

Family and Social Services Administration.....	1
<i>Office of Medicaid Policy and Planning (OMPP)</i> .....	2
<i>Division of Mental Health and Addiction (DMHA)</i> .....	5
<i>State Hospital Facilities</i> .....	13
<i>Division of Family Resources (DFR)</i> .....	16
<i>Division of Aging</i> .....	24
<i>Division of Disability and Rehabilitation Services (DDRS)</i> .....	30
Department of Child Services .....	31
State Department of Health.....	38
Tobacco Use Prevention and Cessation Board .....	64
Indiana School for the Blind.....	65
Indiana School for the Deaf .....	66
Department of Veterans' Affairs.....	67
Indiana Protection and Advocacy Services .....	68
Governor's Council for Developmental Disabilities .....	69

**Family and Social Services Administration**

Fund Center	Program	Program Objective
3560170600	Family and Social Services Admin	Support FSSA activities

Fund Center	Program	Program Objective
3560170600	Family and Social Services Admin	Support FSSA activities

**Under Development**

**Under Development**

Fund Center	Program	Program Objective
3560170600	Family and Social Services Admin	Support FSSA activities

**Under Development**

**Family and Social Services Administration - OMPP**

Fund Center	Program	Program Objective
1000105160	Medicaid Policy and Planning Admin.	Admin of Medicaid Grant

**Under Development**

Fund Center	Program	Program Objective
3550170000	Medicaid Administration	Admin for Medicaid population

**Under Development**

Fund Center	Program	Program Objective
3530185600	Medicaid Assistance	Pay for health care expenditures

**Under Development**

Fund Center	Program	Program Objective
1000105090	Medicaid Disability Eligibility Exams	Process disability applications

**Under Development**

**Family and Social Services Administration - OMPP**

Fund Center	Program	Program Objective
3550120000	CHIP Administration	Admin of CHIP assistance

**Under Development**

Fund Center	Program	Program Objective
5310166910	Indiana Check-Up Plan	Preventative health care for client

**Under Development**

Fund Center	Program	Program Objective
3530124400	CHIP Assistance	Pay for health care expenditures

**Under Development**

Fund Center	Program	Program Objective
1000146770	Medical Assistance to Wards (MAW)	Primary care for Care Select client

**Under Development**

**Family and Social Services Administration - OMPP**

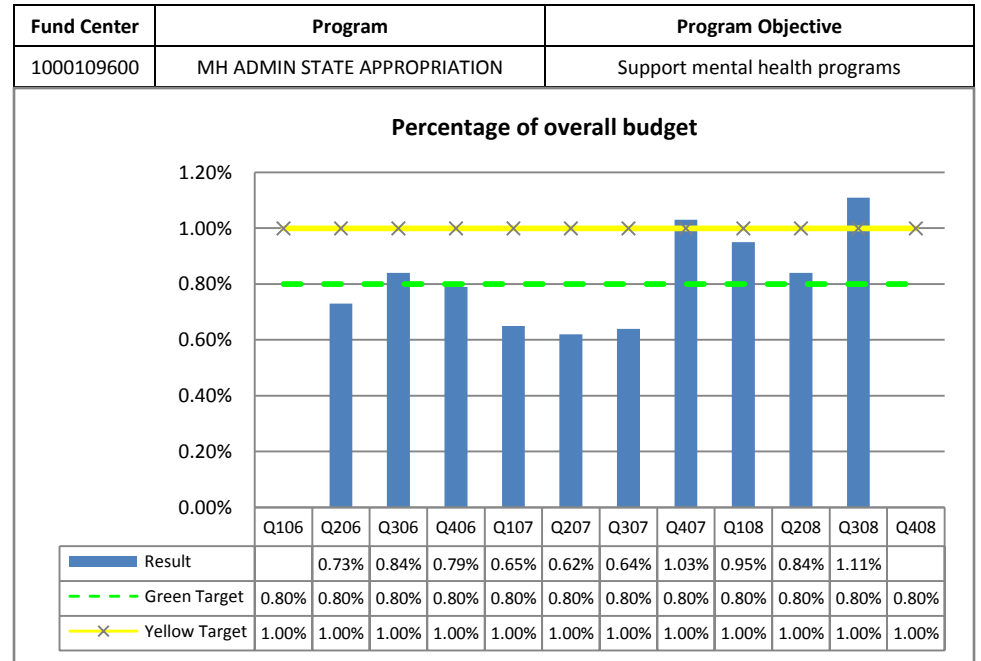
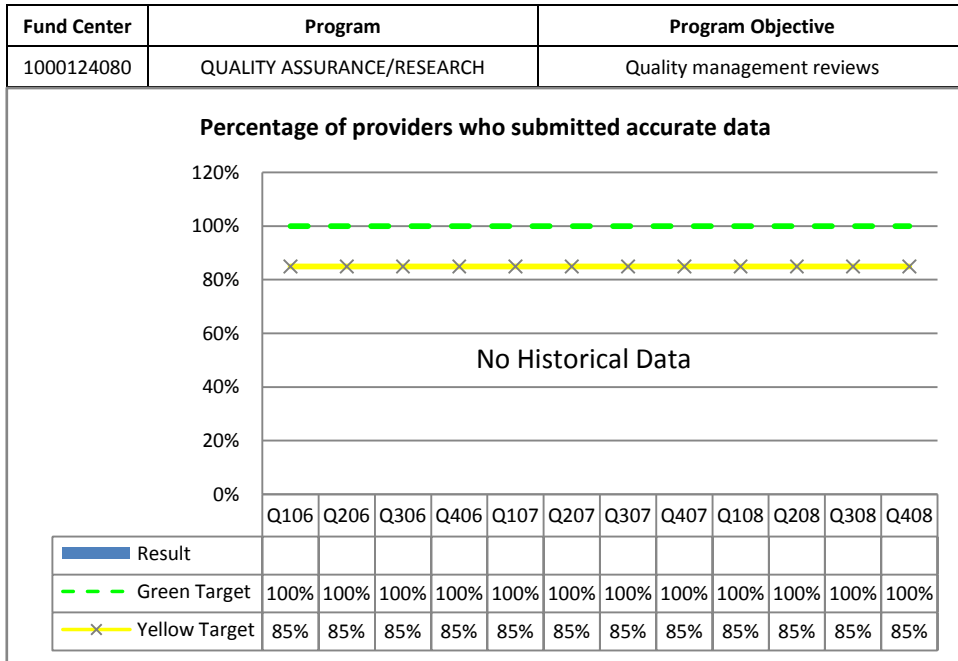
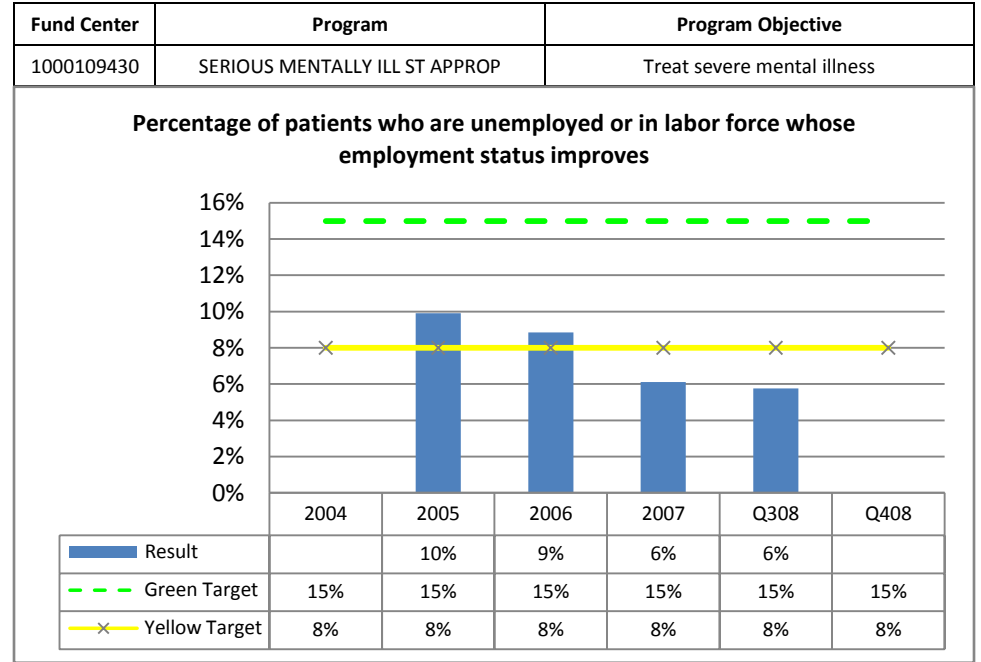
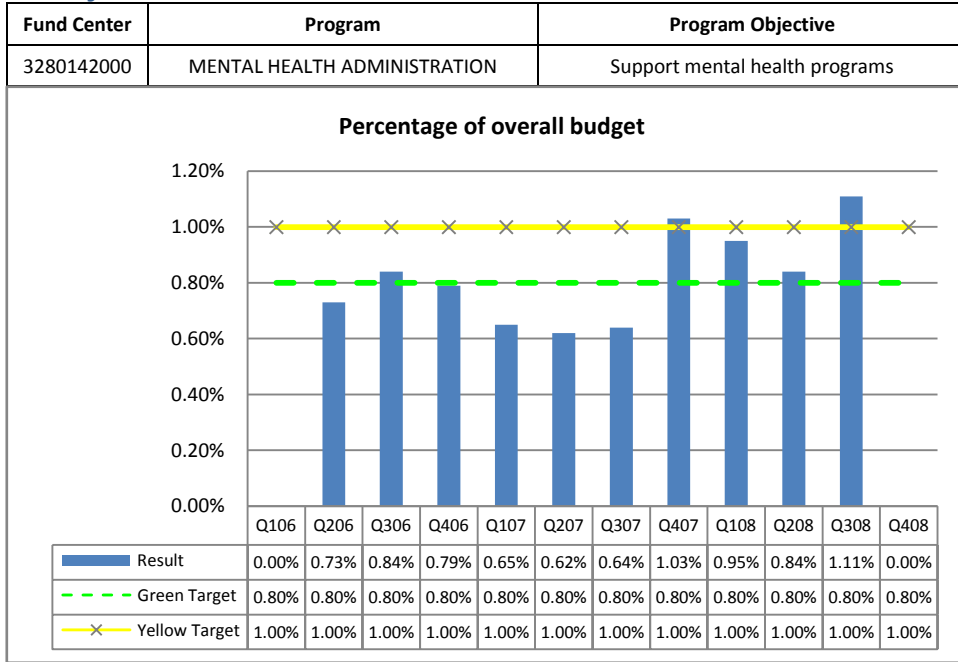
Fund Center	Program	Program Objective
1000146730	Marion County Health & Hospital Corp	Help Wishard hospital patients

Fund Center	Program	Program Objective
6330100400	IN Prescription Drug Program	Provide pharmaceutical assistance

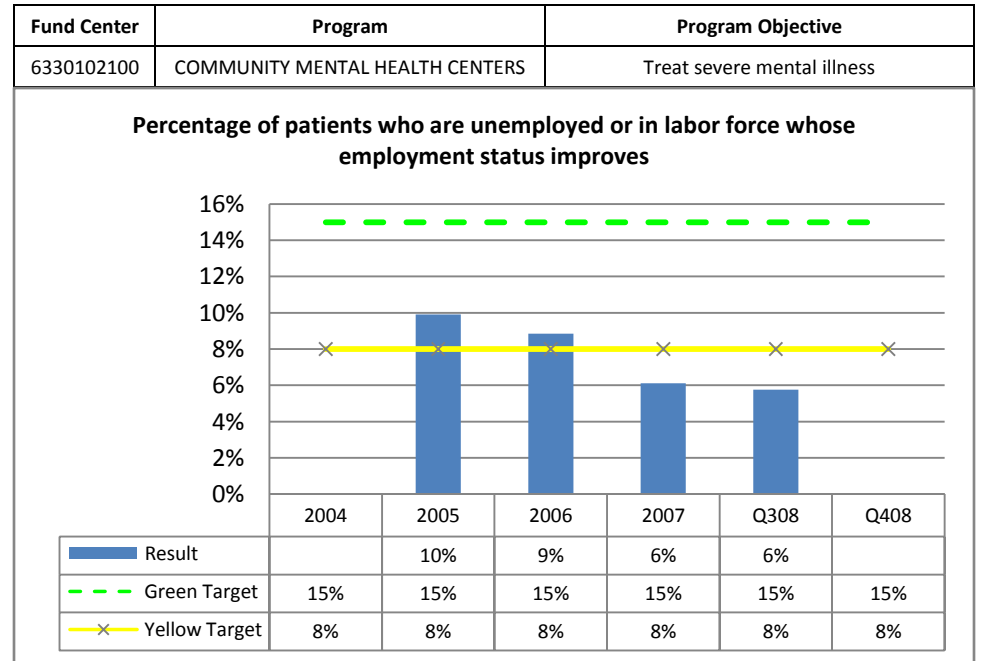
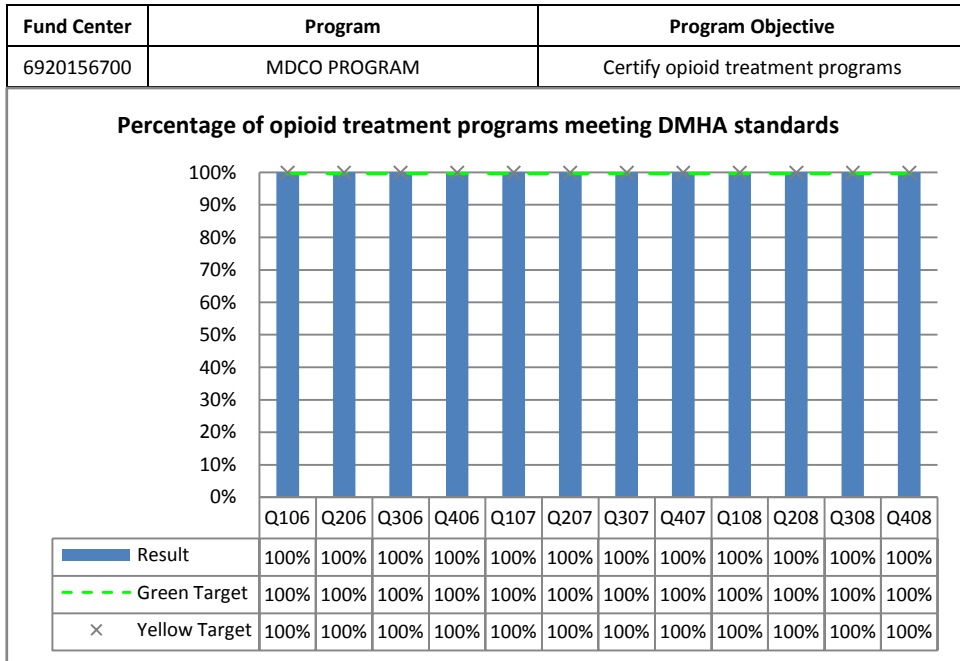
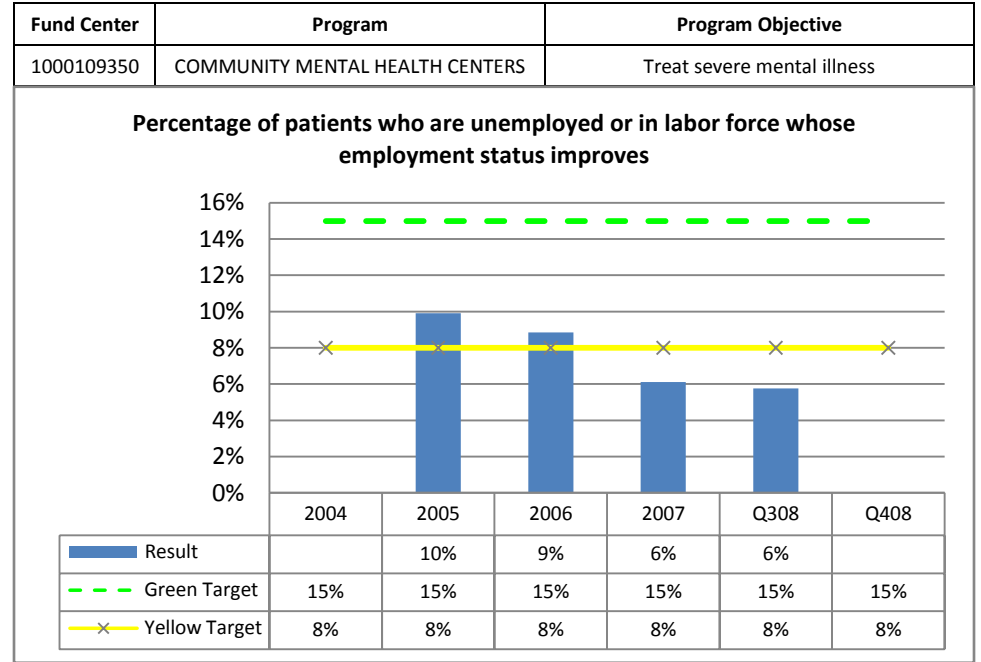

**Under Development**

**Under Development**

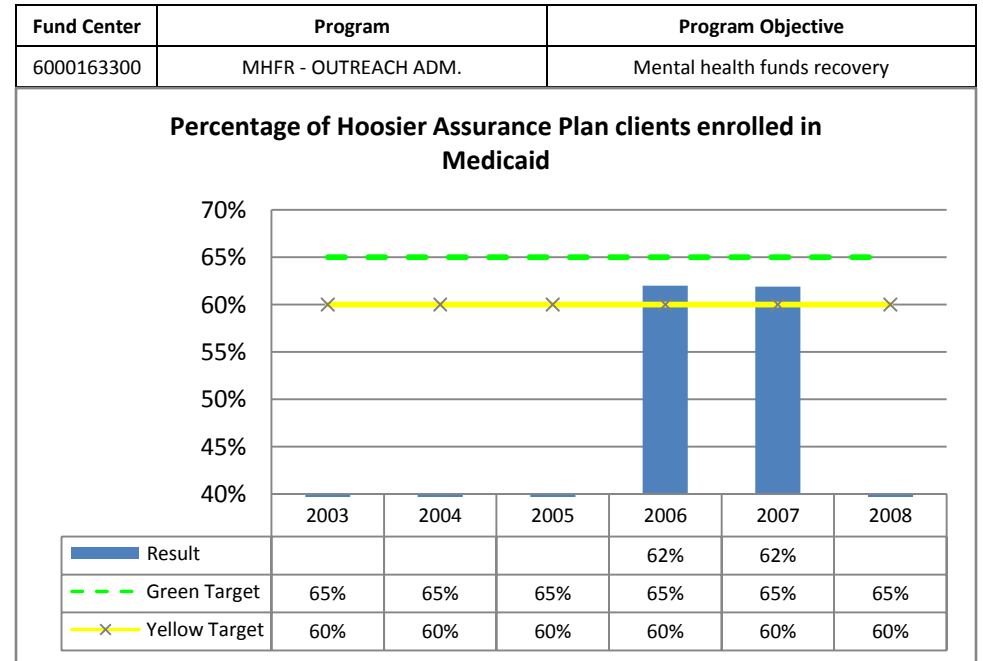
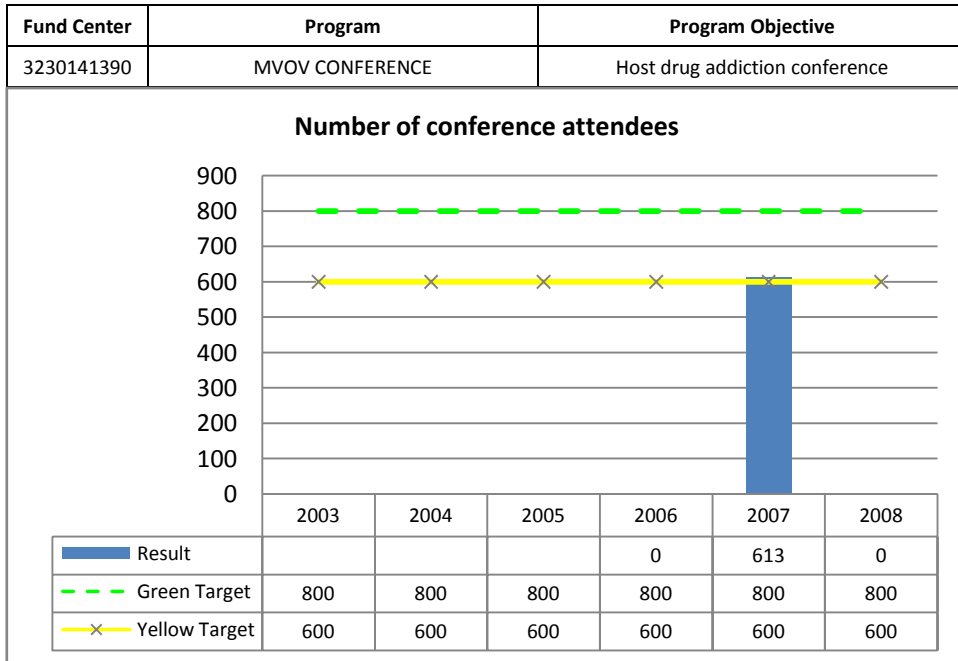
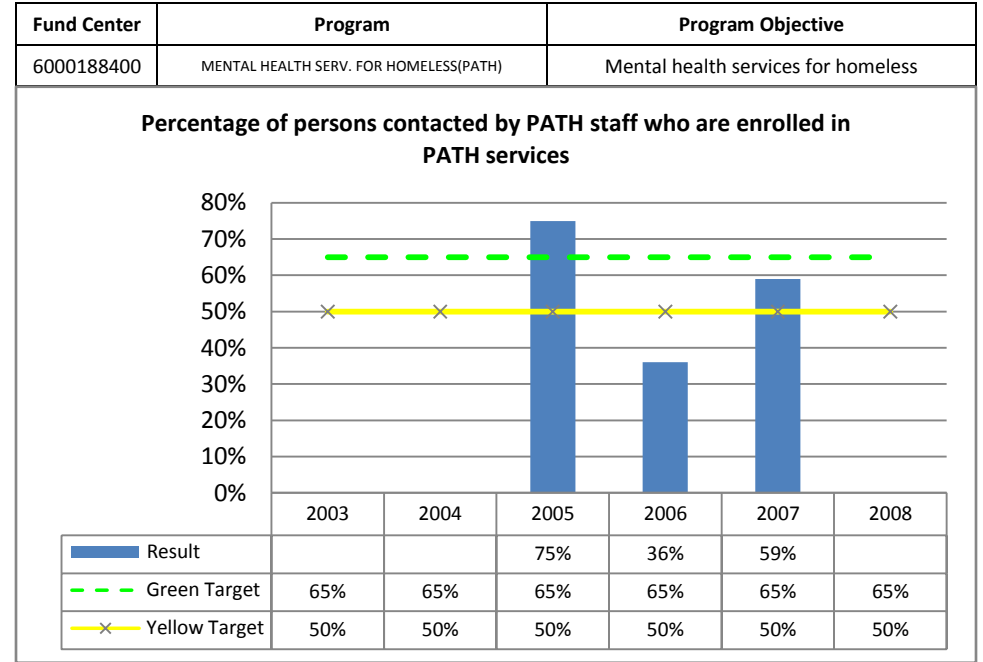
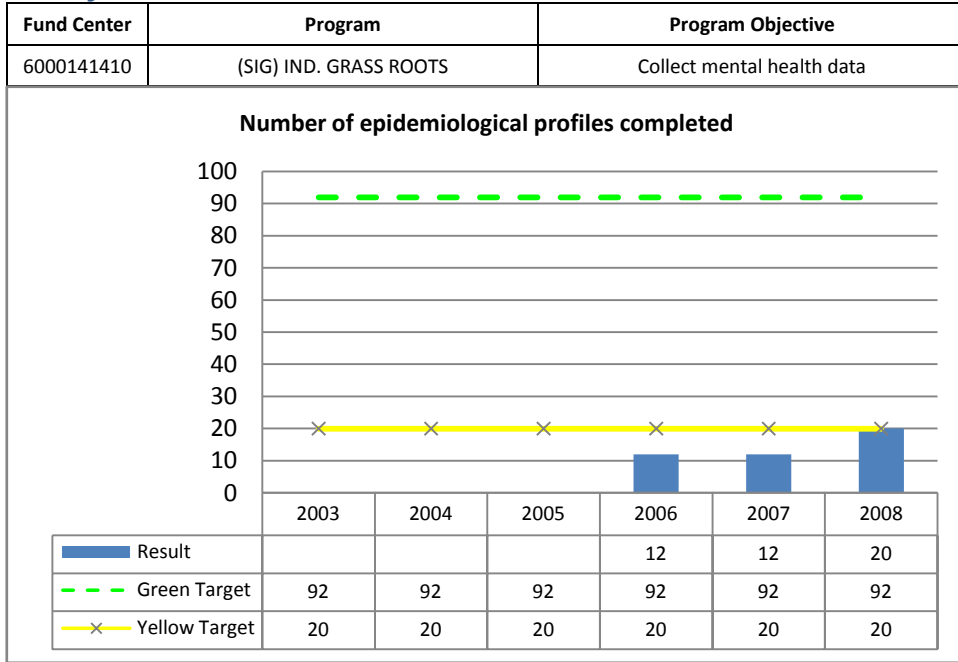
# Family and Social Services Administration - DMHA



# Family and Social Services Administration - DMHA



# Family and Social Services Administration - DMHA

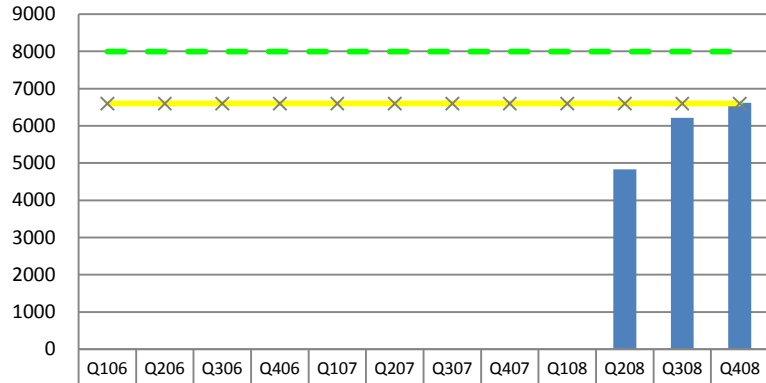




# Family and Social Services Administration - DMHA

Fund Center	Program	Program Objective
6000139310	CHILD ASSESSMENT NEEDS SURVEY	Behavioral health needs assessment

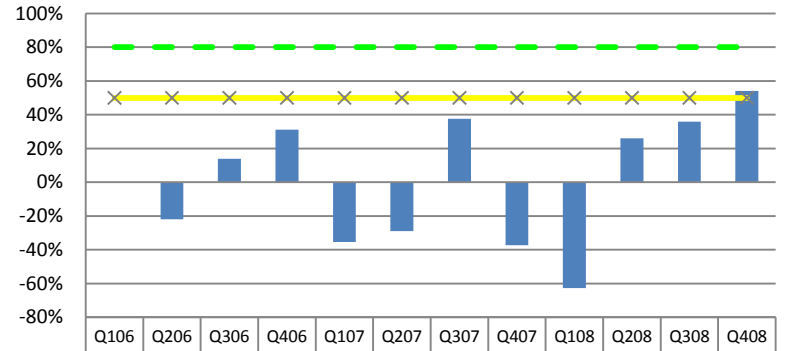
Number of certified users of the CANS/ANSA assessment tool



	Q106	Q206	Q306	Q406	Q107	Q207	Q307	Q407	Q108	Q208	Q308	Q408
Result										4,834	6,217	6,619
Green Target	8,000	8,000	8,000	8,000	8,000	8,000	8,000	8,000	8,000	8,000	8,000	8,000
Yellow Target	6,600	6,600	6,600	6,600	6,600	6,600	6,600	6,600	6,600	6,600	6,600	6,600

Fund Center	Program	Program Objective
6000165800	ALTERNAT TO RESTRAINT & SECLUSION SIG	Reduce seclusion and restraint

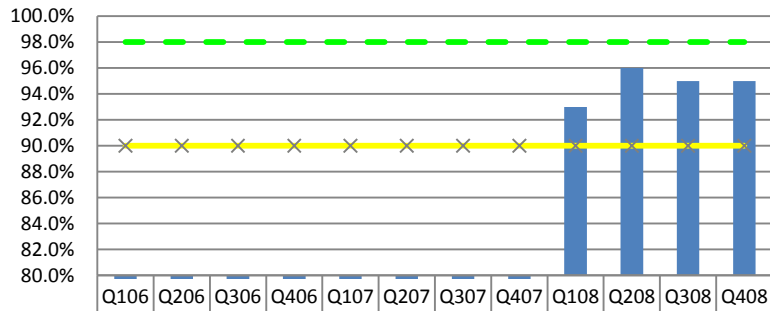
Percentage decrease in number of Seclusion and Restraints compared to prior quarter- EPCC



	Q106	Q206	Q306	Q406	Q107	Q207	Q307	Q407	Q108	Q208	Q308	Q408
Result		-22.1%	13.9%	31.2%	-35.5%	-29.0%	37.6%	-37.4%	-62.8%	26.0%	35.9%	54.2%
Green Target	80%	80%	80%	80%	80%	80%	80%	80%	80%	80%	80%	80%
Yellow Target	50%	50%	50%	50%	50%	50%	50%	50%	50%	50%	50%	50%

Fund Center	Program	Program Objective
6000145760	PRTF DEMONSTRATION GRANT	Maintain community based services

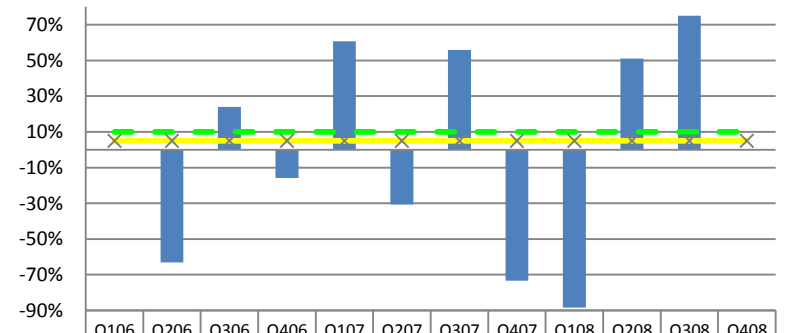
Percentage of youth receiving waiver services without interruption of status regardless of placement in detention, DOC, residential services, PRTF, or acute hospitalization



	Q106	Q206	Q306	Q406	Q107	Q207	Q307	Q407	Q108	Q208	Q308	Q408
Result									93%	96%	95%	95%
Green Target	98%	98%	98%	98%	98%	98%	98%	98%	98%	98%	98%	98%
Yellow Target	90%	90%	90%	90%	90%	90%	90%	90%	90%	90%	90%	90%

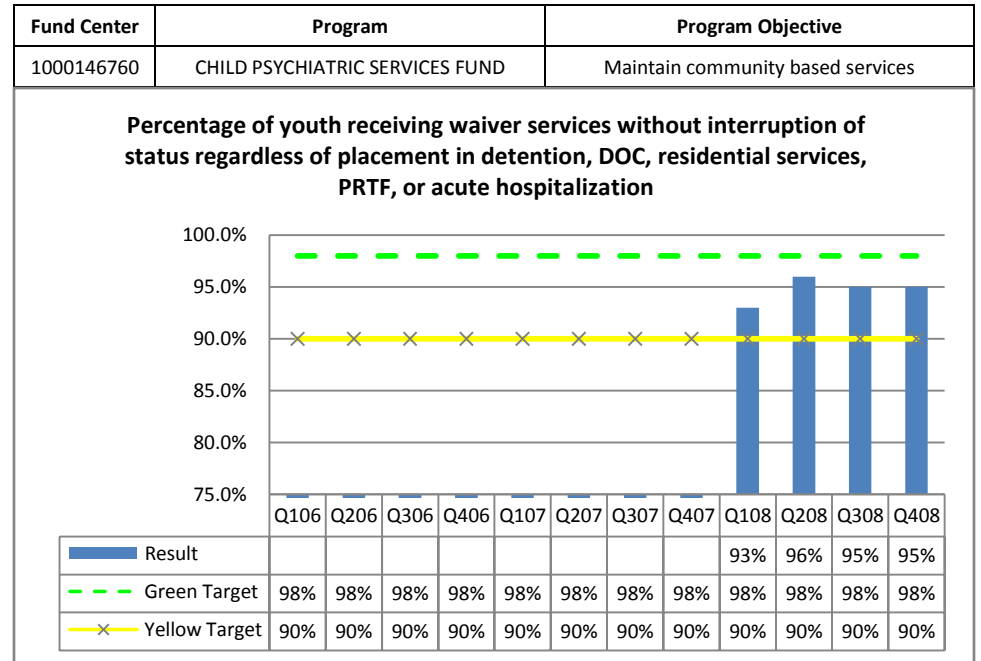
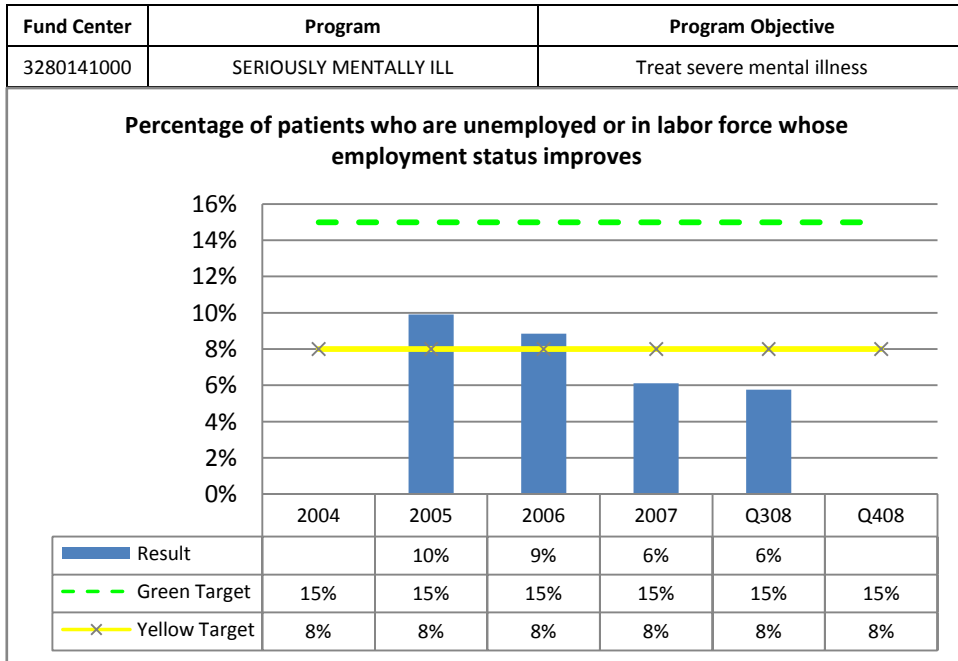
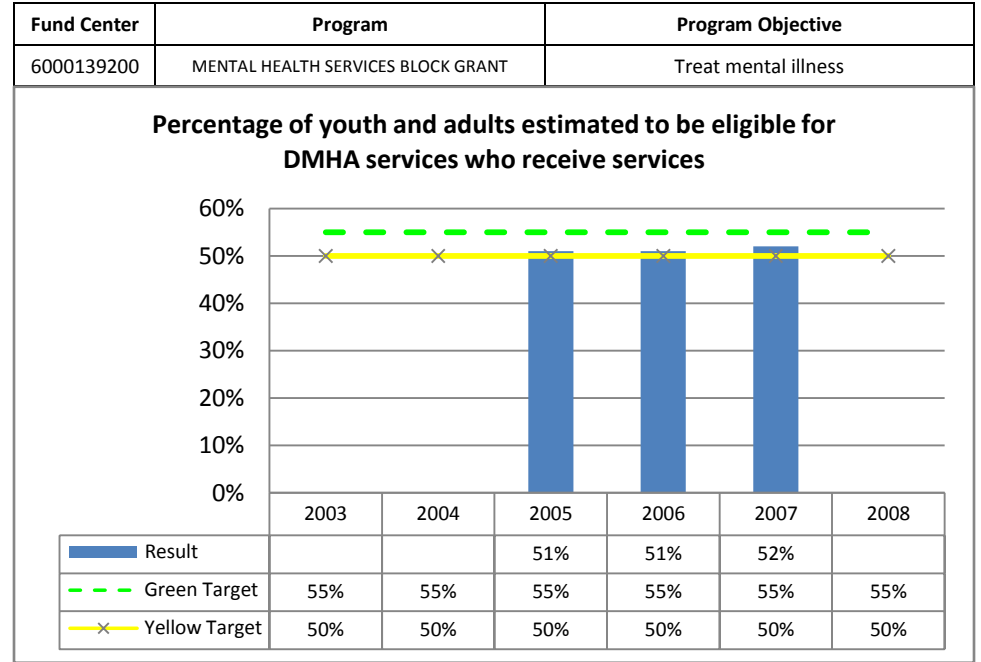
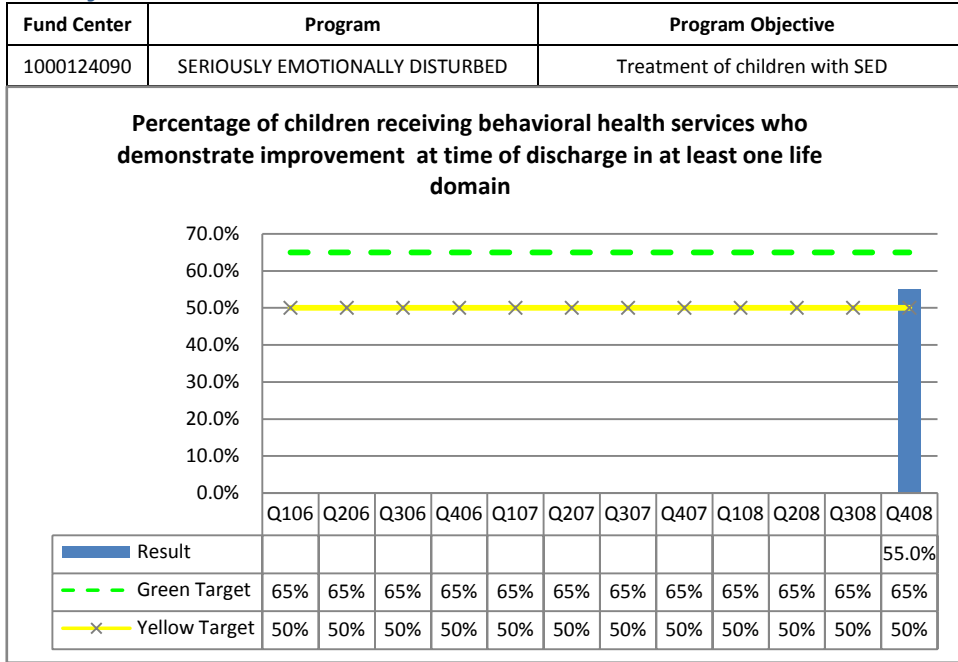
Fund Center	Program	Program Objective
6000165800	ALTERNAT TO RESTRAINT & SECLUSION SIG	Reduce seclusion and restraint

Percentage decrease in number of Seclusion and Restraints compared to prior quarter- Richmond

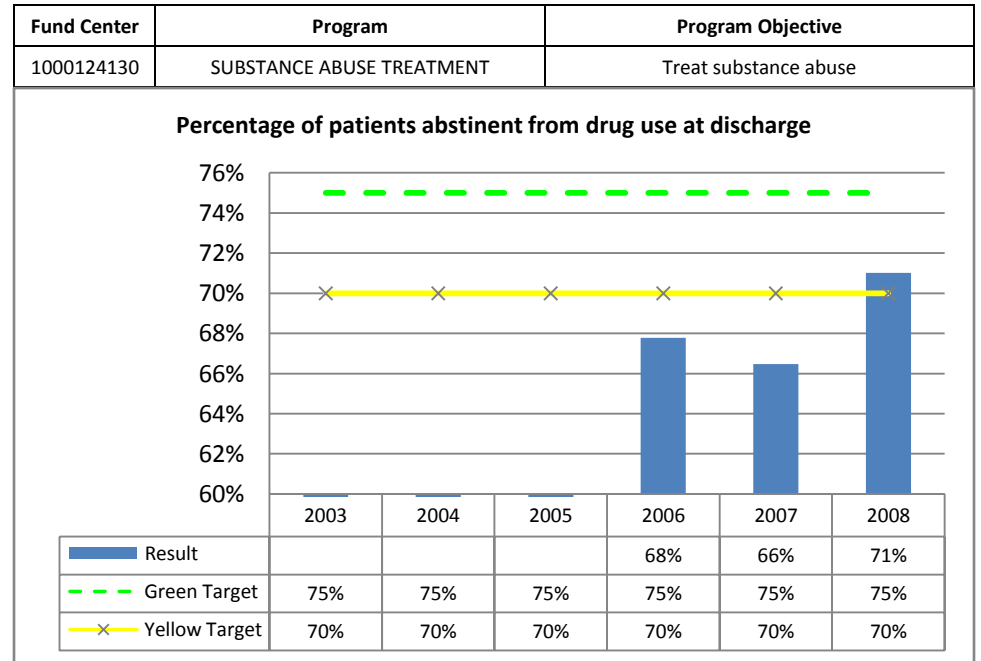
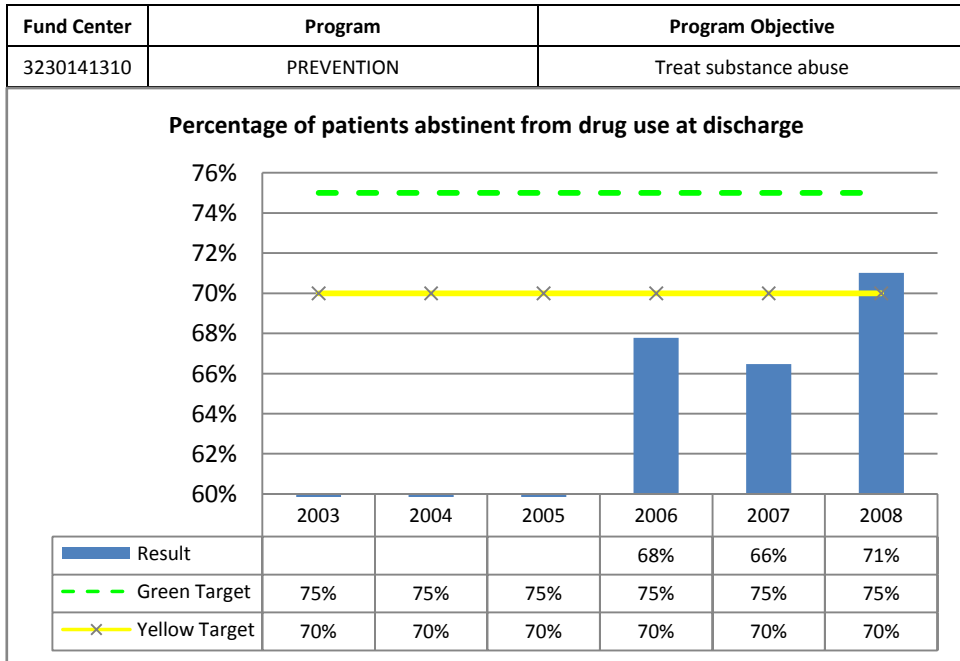
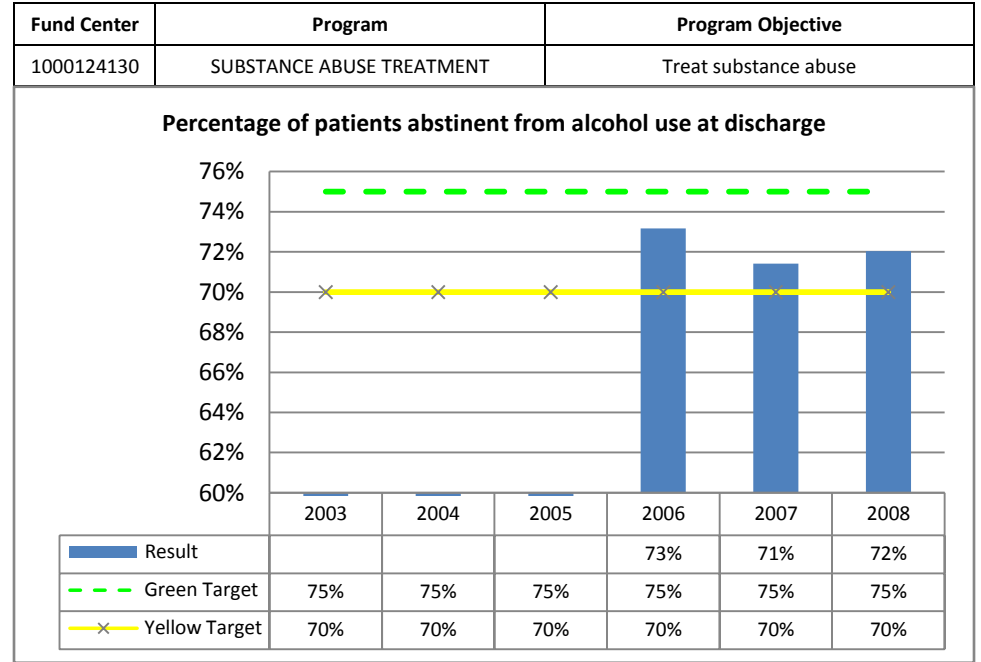
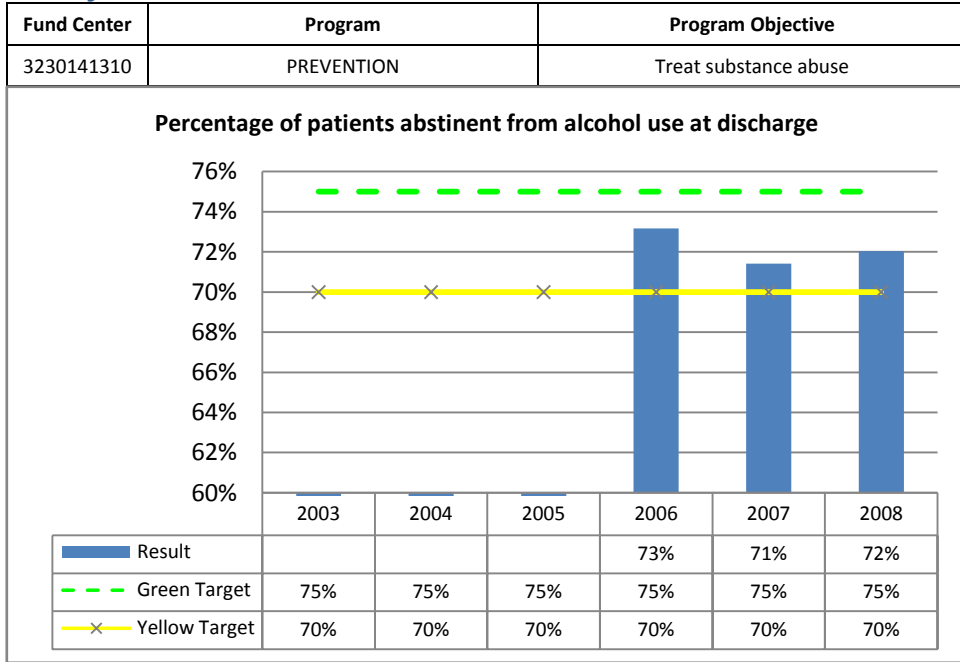


	Q106	Q206	Q306	Q406	Q107	Q207	Q307	Q407	Q108	Q208	Q308	Q408
Result		-63.0%	24.0%	-15.8%	60.6%	-30.8%	55.9%	-73.3%	-88.5%	51.0%	75.0%	
Green Target	10%	10%	10%	10%	10%	10%	10%	10%	10%	10%	10%	10%
Yellow Target	5%	5%	5%	5%	5%	5%	5%	5%	5%	5%	5%	5%

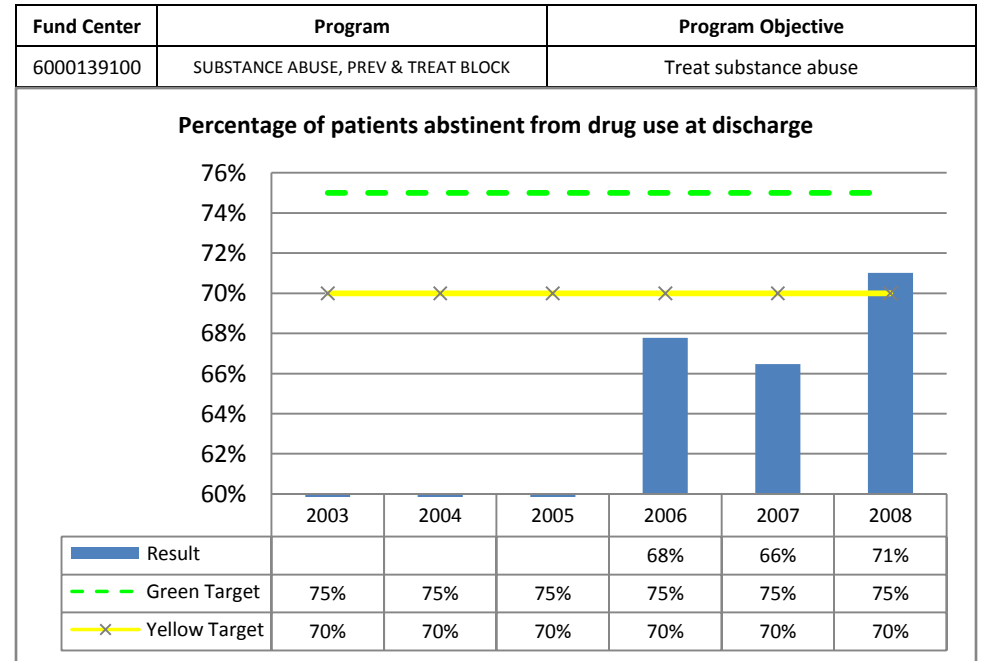
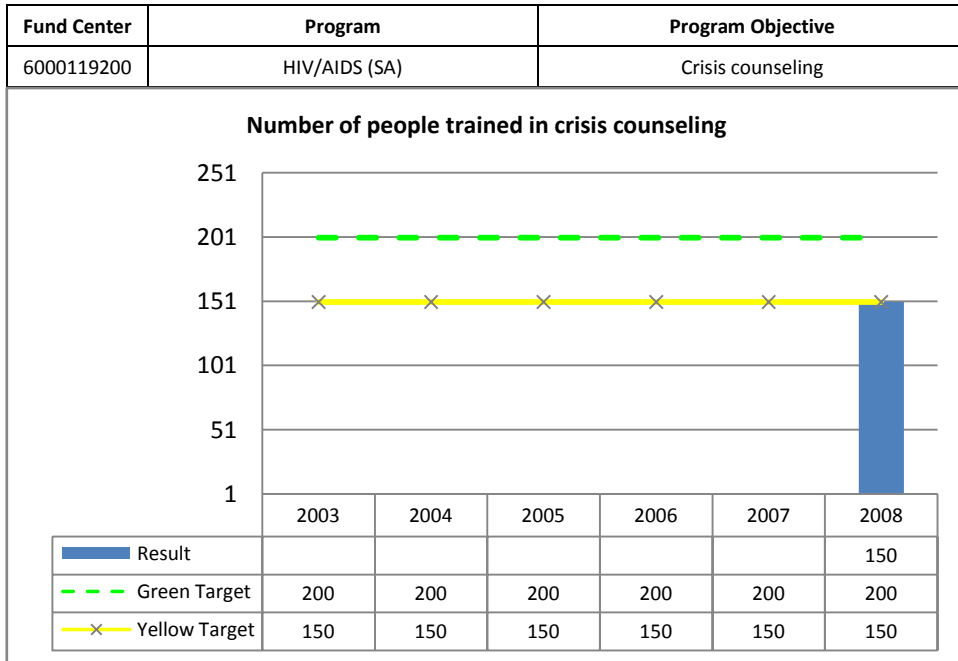
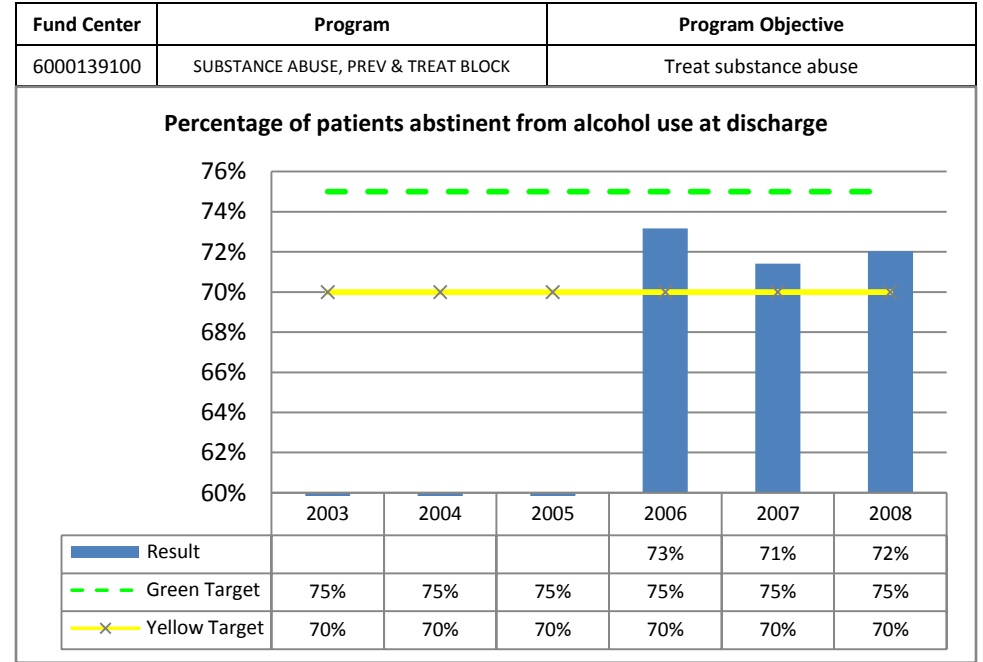
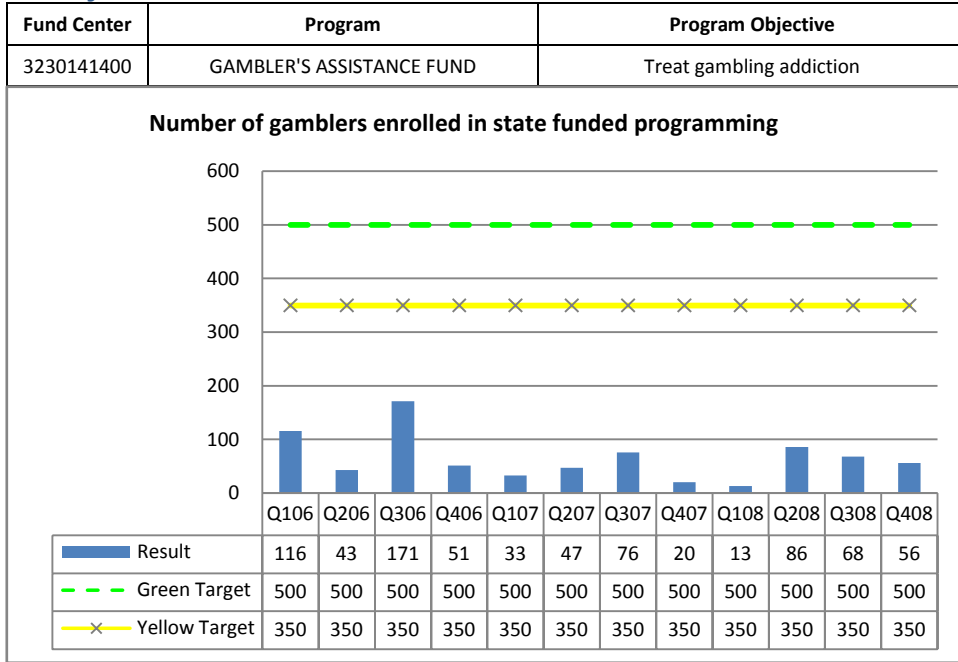
# Family and Social Services Administration - DMHA



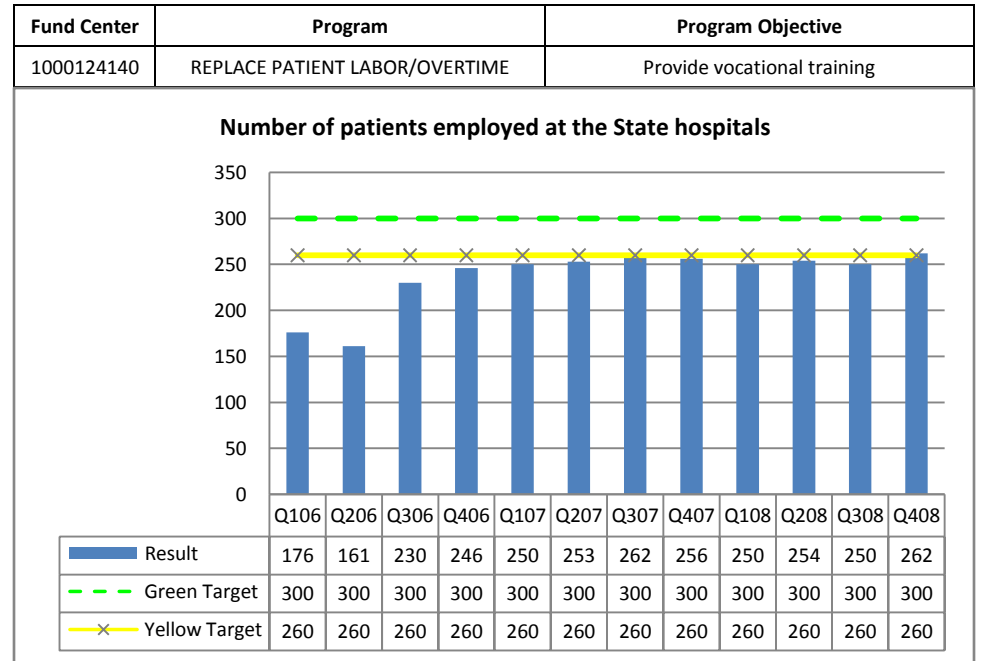
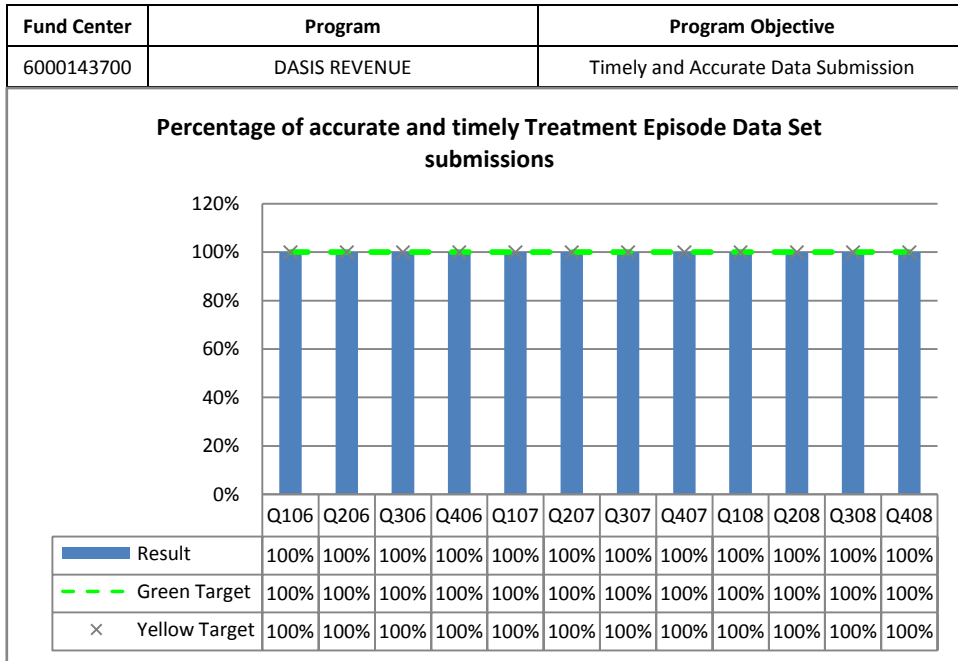
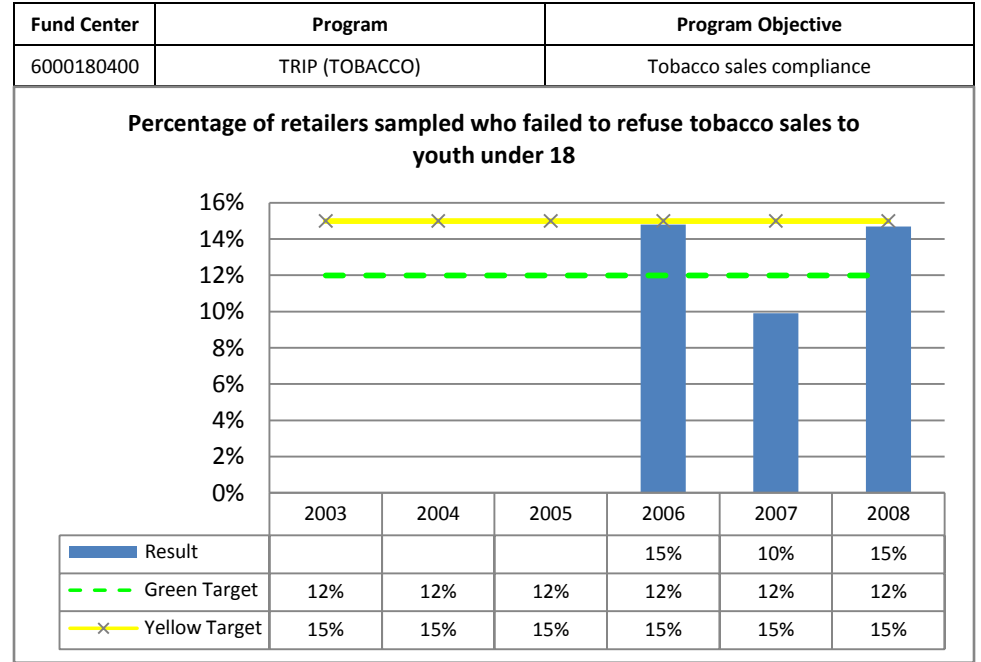
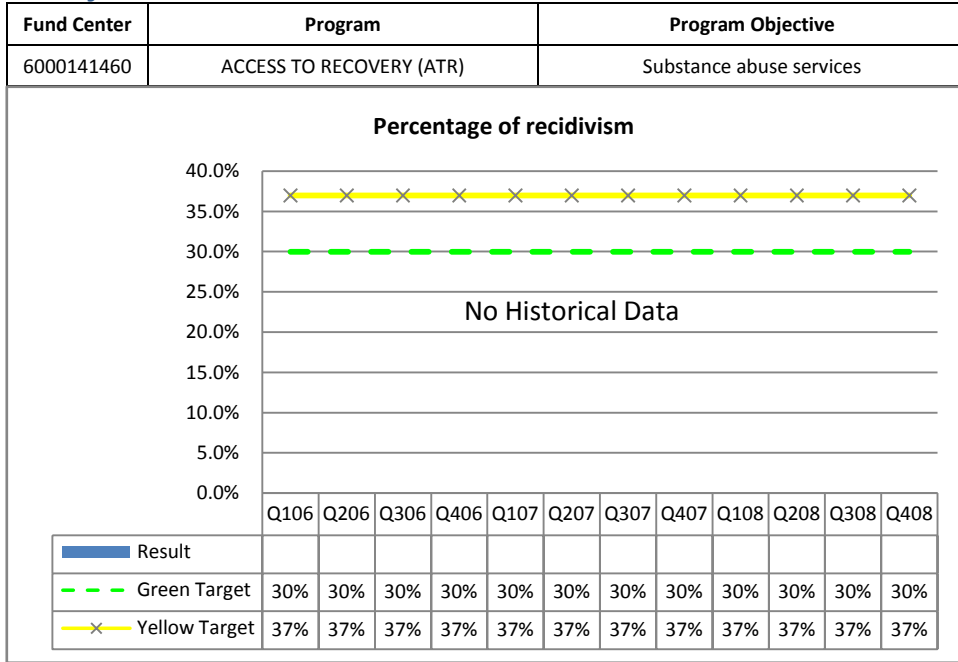
# Family and Social Services Administration - DMHA



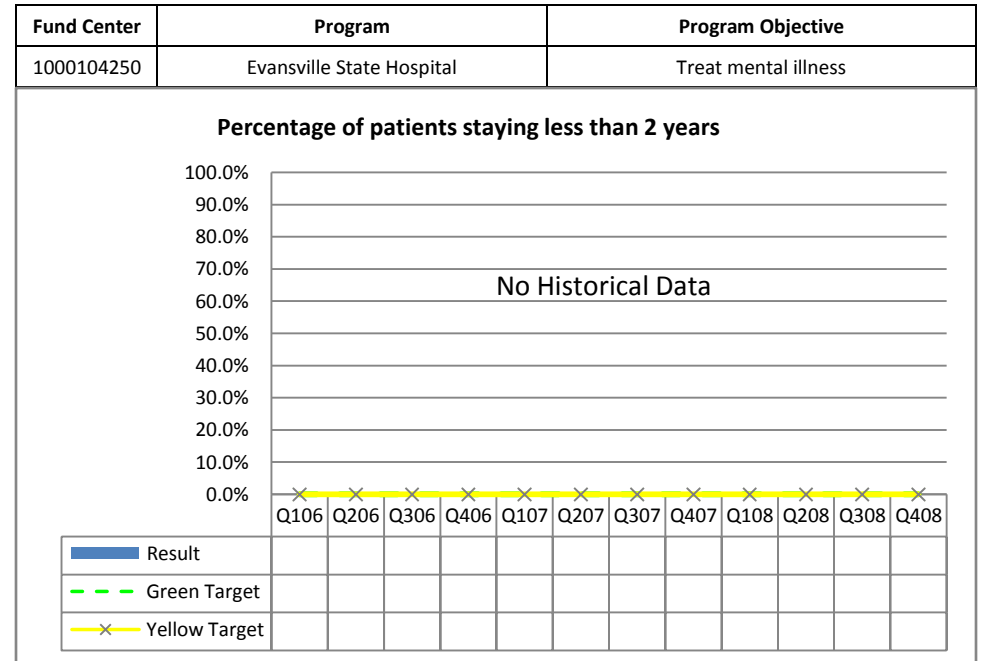
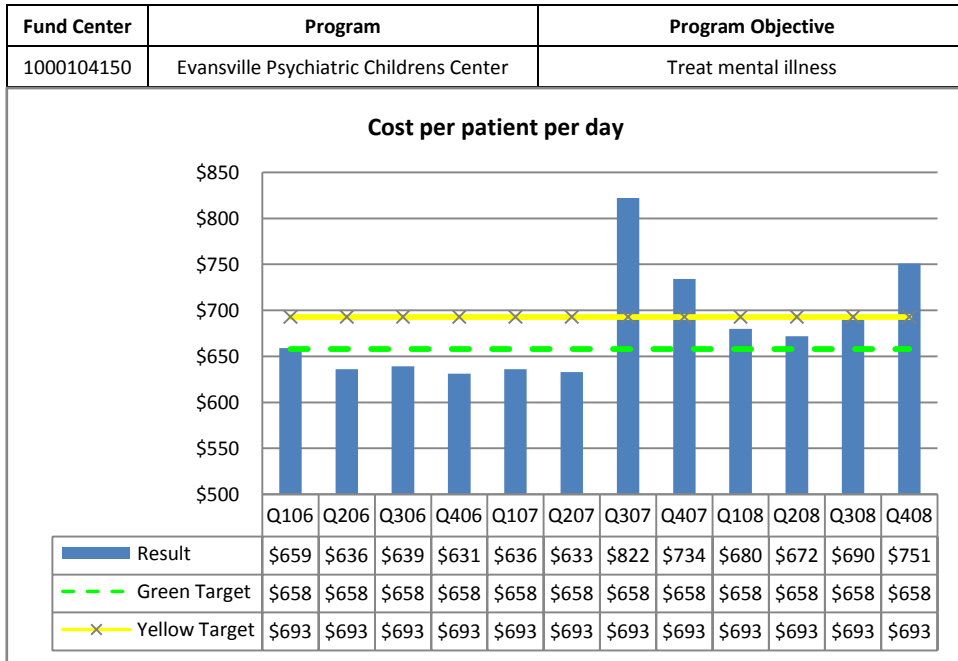
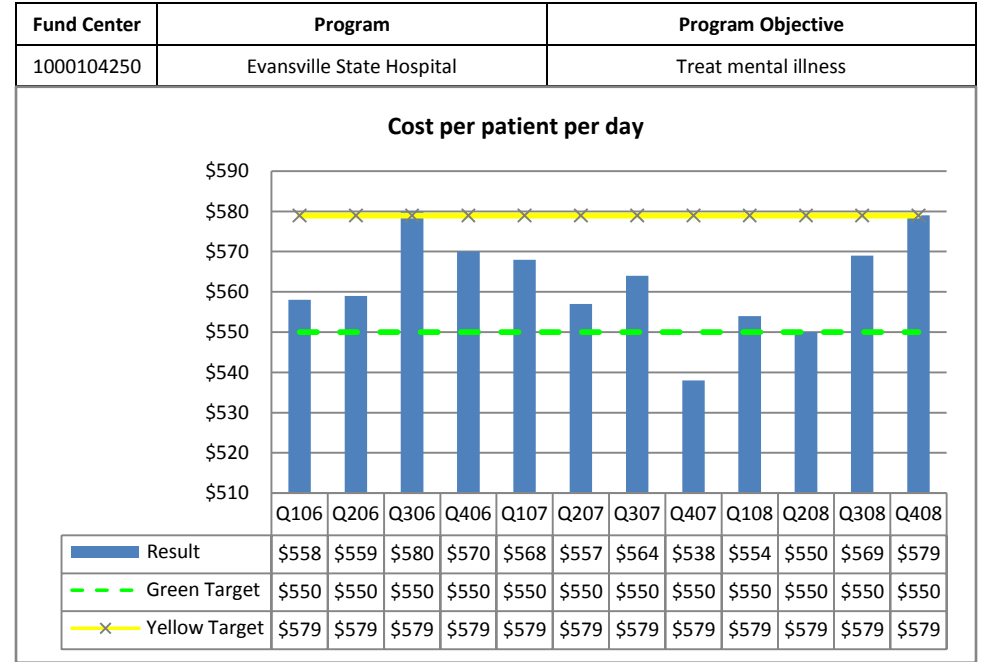
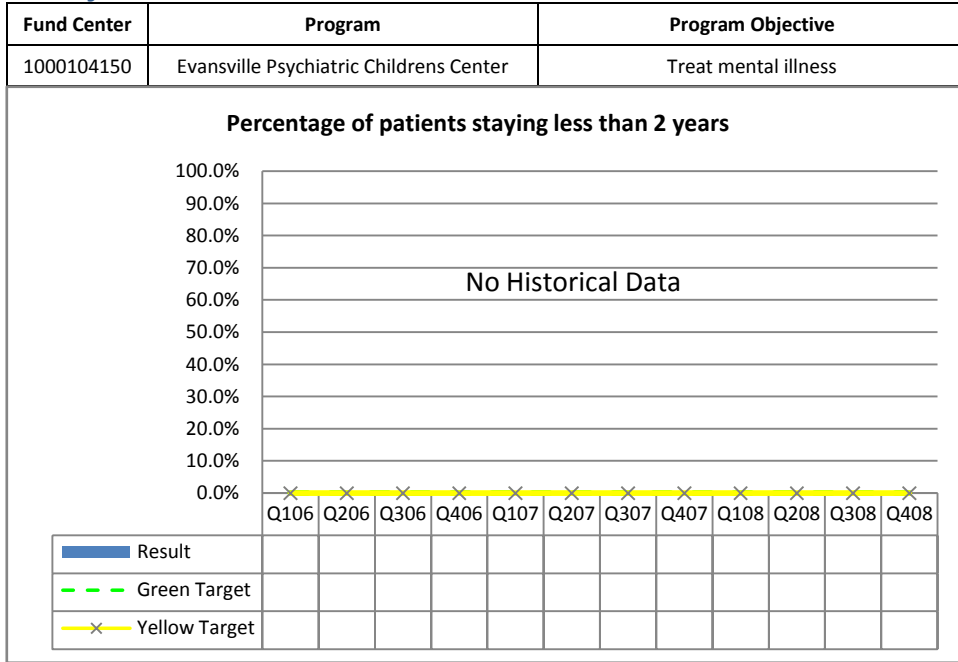
# Family and Social Services Administration - DMHA



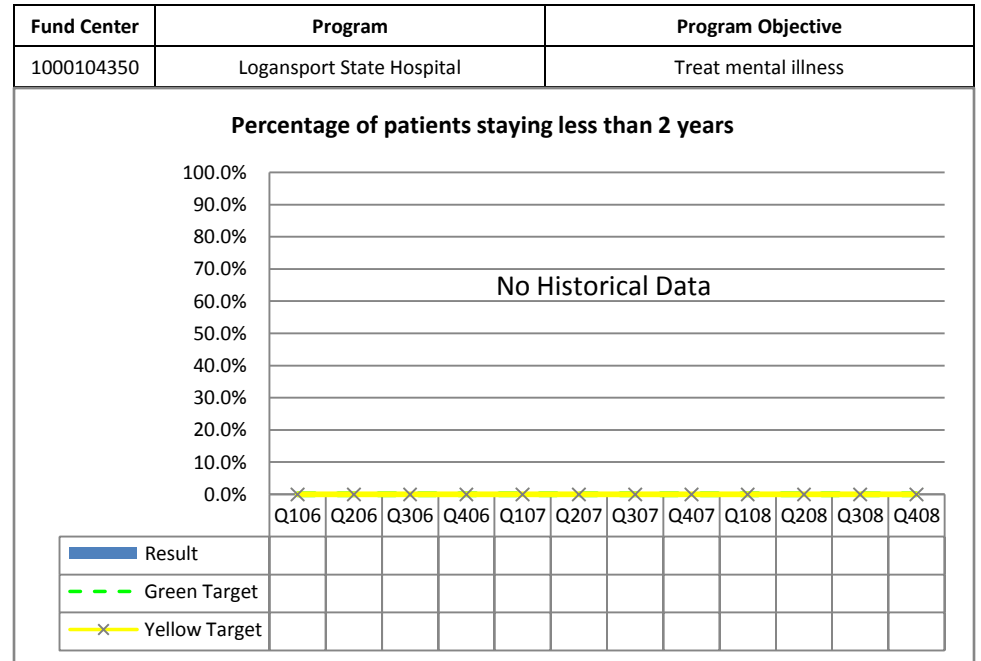
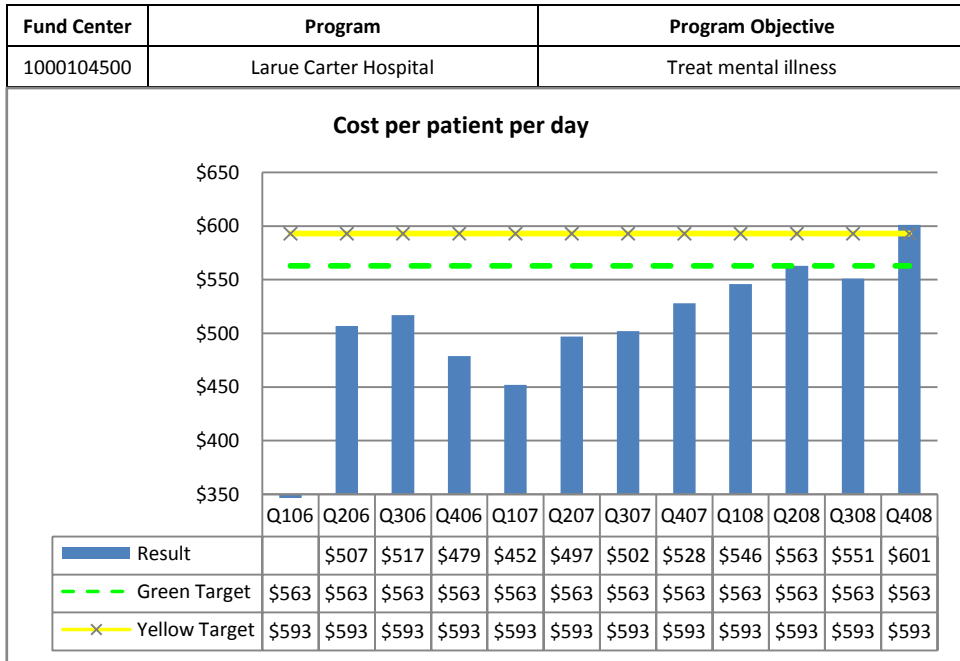
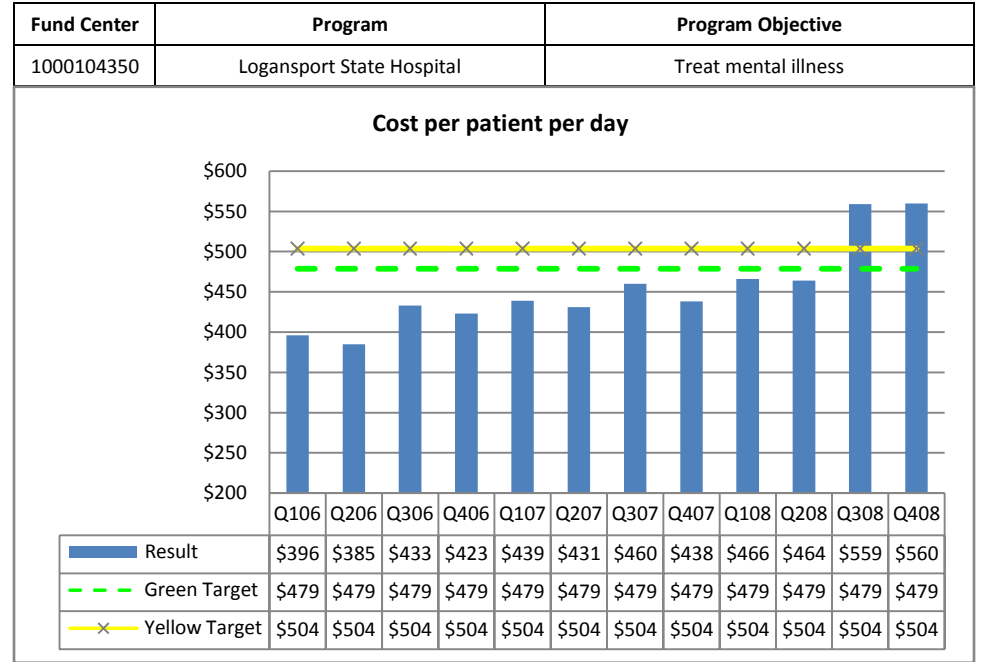
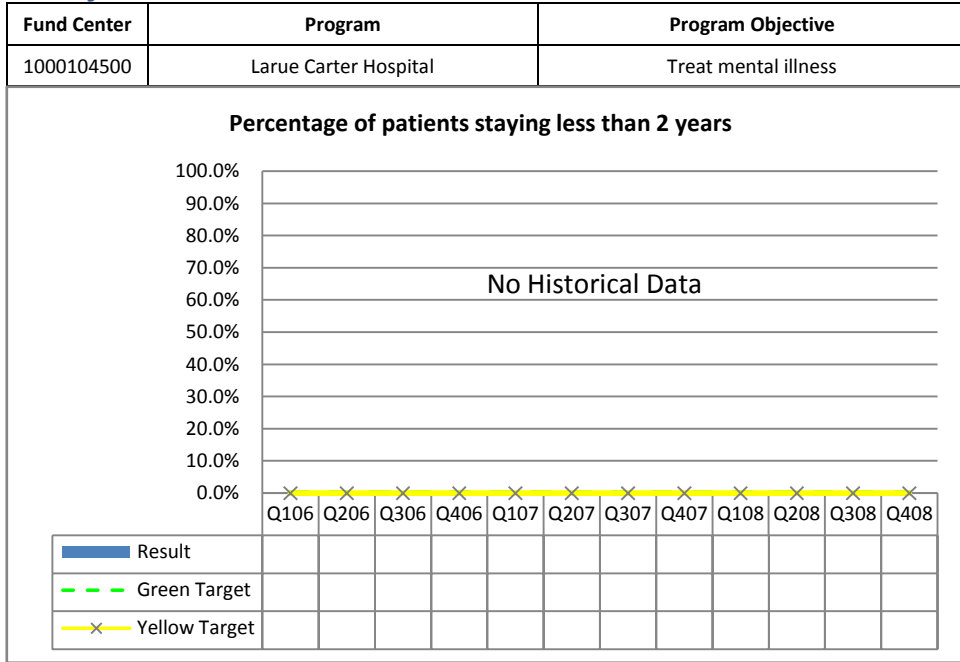
# Family and Social Services Administration - DMHA



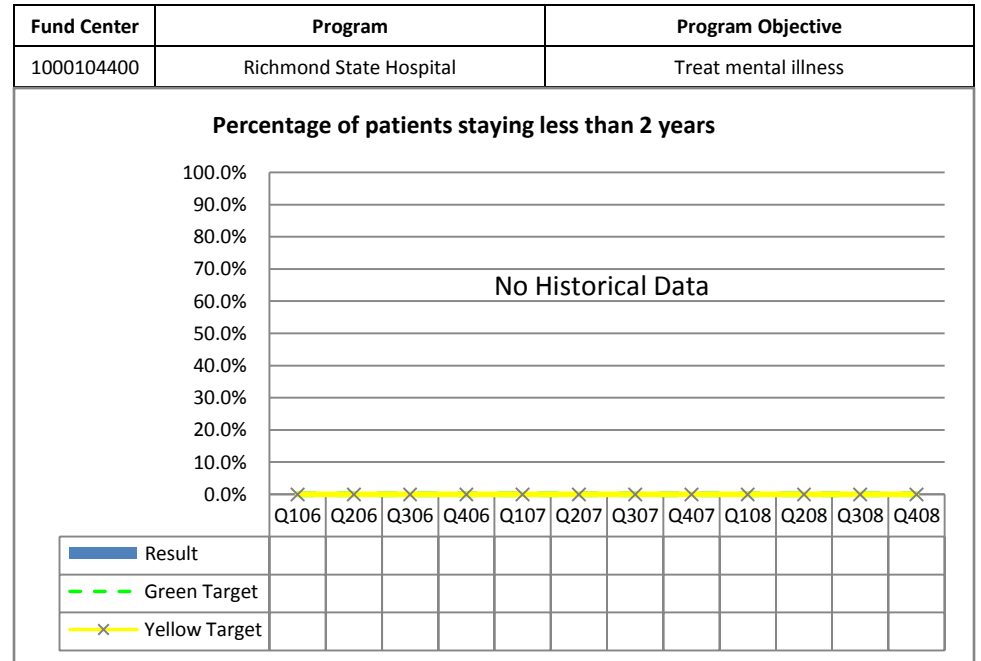
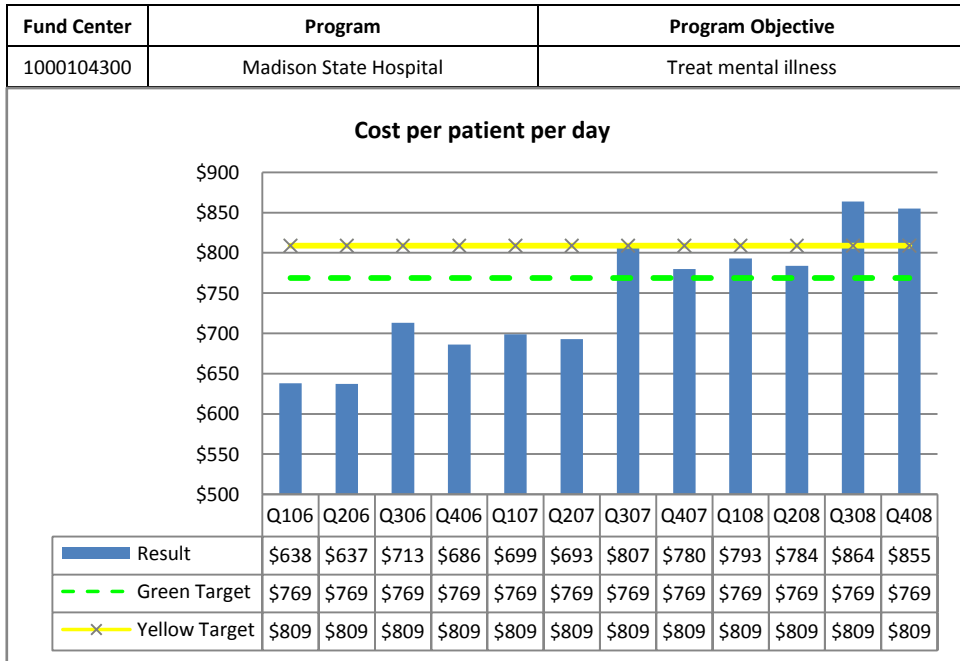
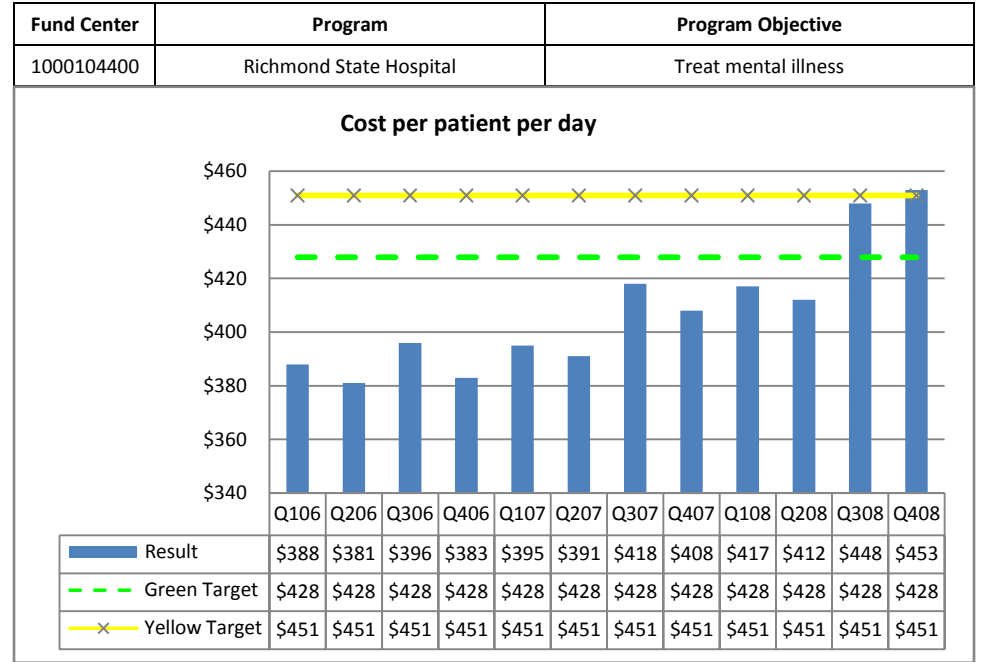
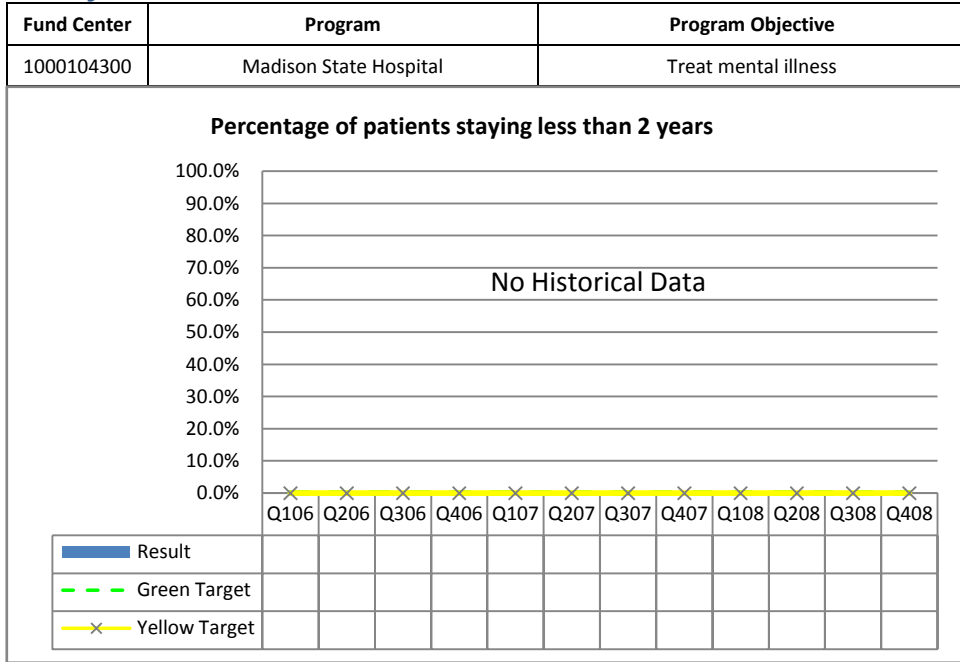
# Family and Social Services Administration - State Facilities



# Family and Social Services Administration - State Facilities

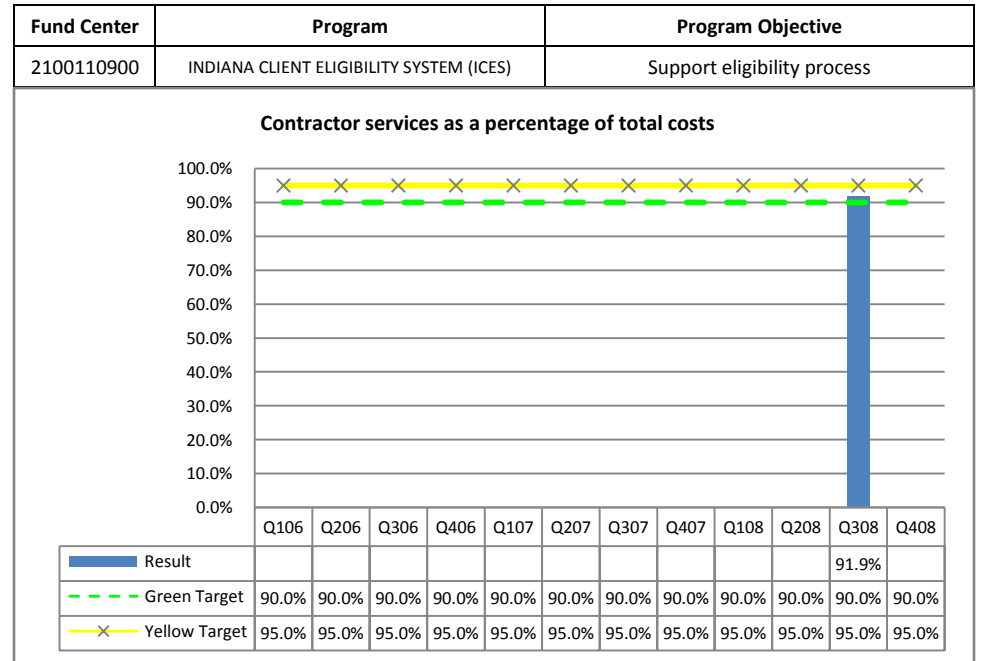
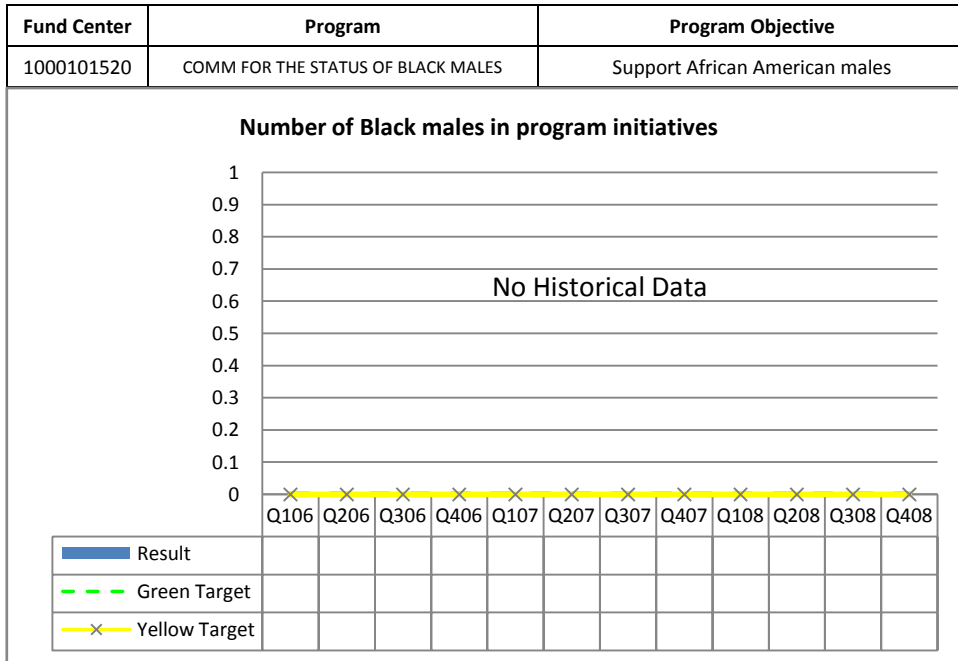
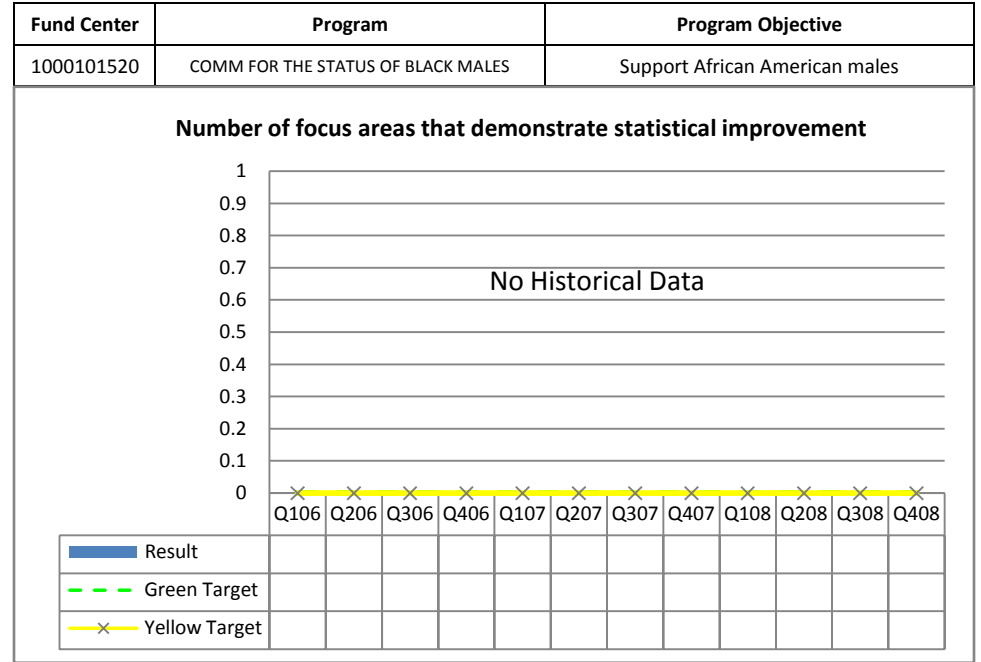
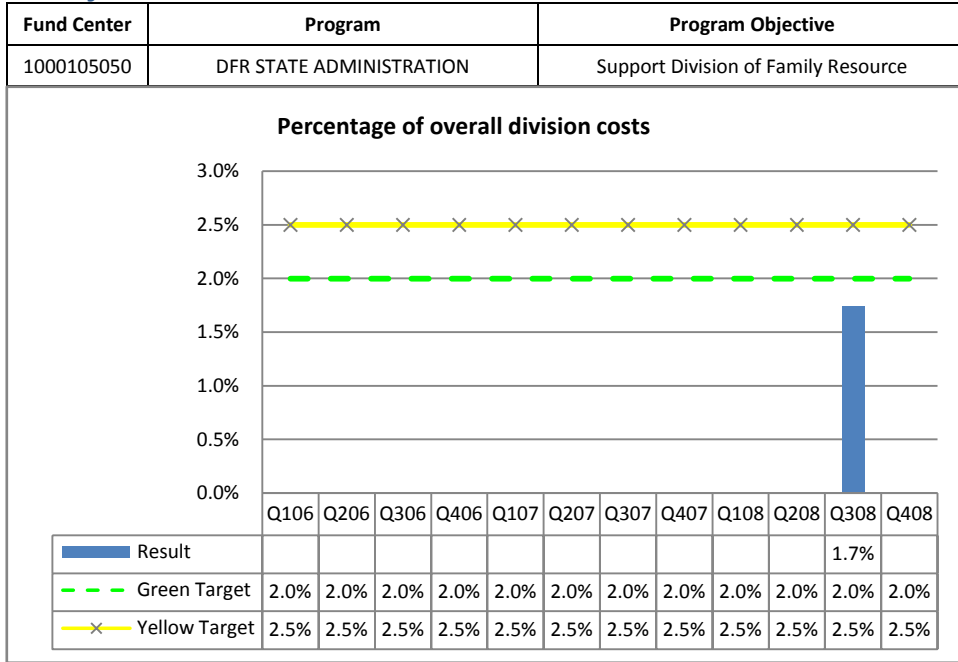


# Family and Social Services Administration - State Facilities





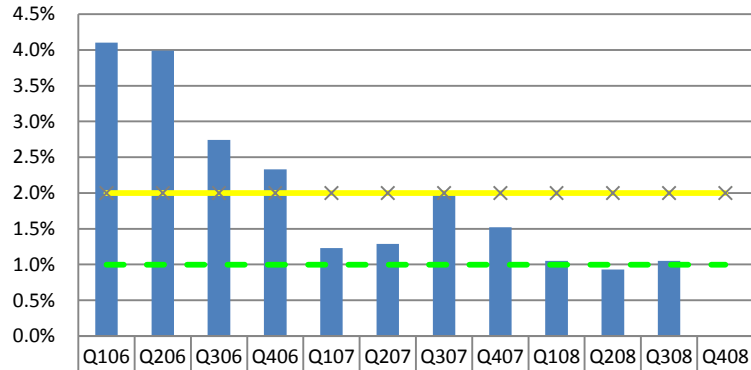
# Family and Social Services Administration - DFR



# Family and Social Services Administration - DFR

Fund Center	Program	Program Objective
2700150020	CHILD CARE LICENSING FUND	Licensing of child care centers

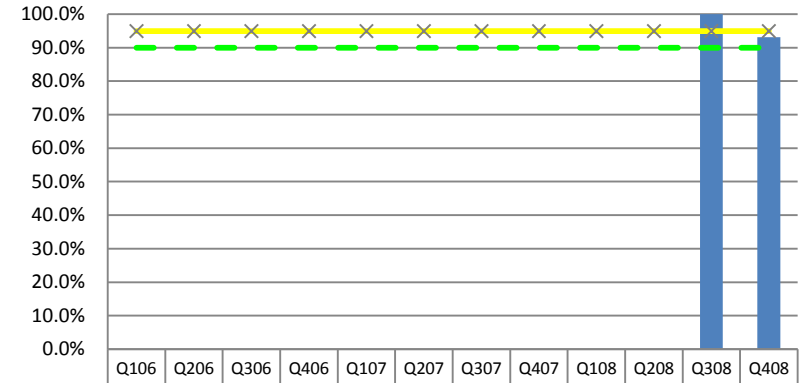
**Percentage of facilities operating without a current, valid license**



	Q106	Q206	Q306	Q406	Q107	Q207	Q307	Q407	Q108	Q208	Q308	Q408
Result	4.1%	4.0%	2.7%	2.3%	1.2%	1.3%	2.0%	1.5%	1.1%	0.9%	1.1%	
Green Target	1.0%	1.0%	1.0%	1.0%	1.0%	1.0%	1.0%	1.0%	1.0%	1.0%	1.0%	1.0%
Yellow Target	2.0%	2.0%	2.0%	2.0%	2.0%	2.0%	2.0%	2.0%	2.0%	2.0%	2.0%	2.0%

Fund Center	Program	Program Objective
6000186210	DATA WAREHOUSE	Admin support for DFR data

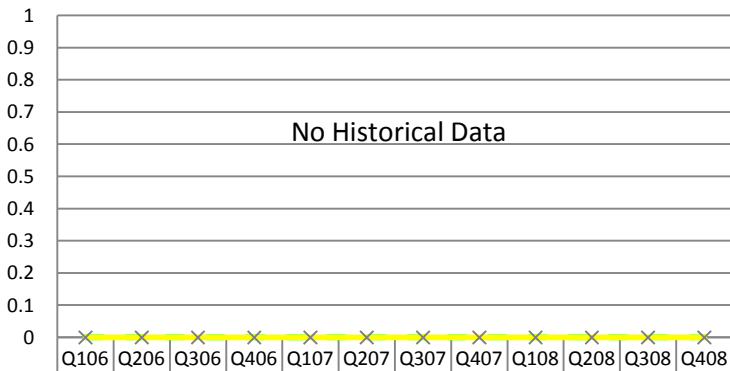
**Contractor services as a percentage of total costs**



	Q106	Q206	Q306	Q406	Q107	Q207	Q307	Q407	Q108	Q208	Q308	Q408
Result											100.0%	93.2%
Green Target	90%	90%	90%	90%	90%	90%	90%	90%	90%	90%	90%	90%
Yellow Target	95%	95%	95%	95%	95%	95%	95%	95%	95%	95%	95%	95%

Fund Center	Program	Program Objective
3510150300	ELECTRONIC BENEFIT TRANSFER PROGRAM	Electronic benefit distribution

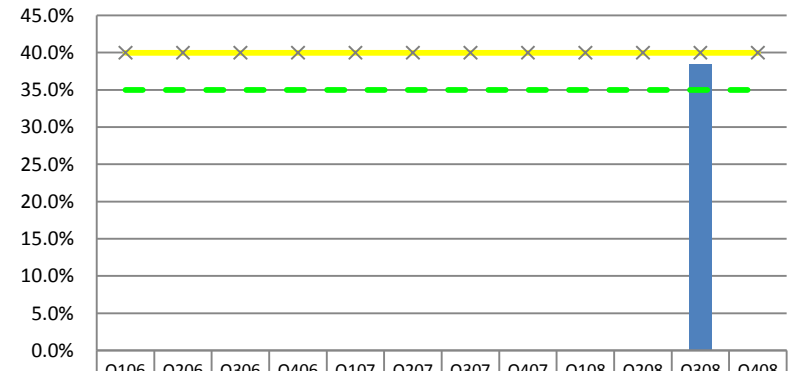
**Time from benefit eligibility to enrollment**



	Q106	Q206	Q306	Q406	Q107	Q207	Q307	Q407	Q108	Q208	Q308	Q408
Result												
Green Target												
Yellow Target												

Fund Center	Program	Program Objective
2100170000	DFR-COUNTY ADMINISTRATION	Support eligibility process

**Percentage of overall division costs**

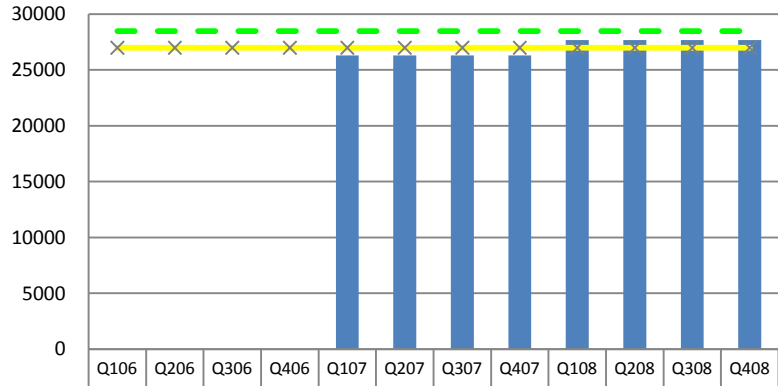


	Q106	Q206	Q306	Q406	Q107	Q207	Q307	Q407	Q108	Q208	Q308	Q408
Result											38.5%	
Green Target	35.0%	35.0%	35.0%	35.0%	35.0%	35.0%	35.0%	35.0%	35.0%	35.0%	35.0%	35.0%
Yellow Target	40.0%	40.0%	40.0%	40.0%	40.0%	40.0%	40.0%	40.0%	40.0%	40.0%	40.0%	40.0%

# Family and Social Services Administration - DFR

Fund Center	Program	Program Objective
2250150000	IMPACT	Training to food stamp recipients

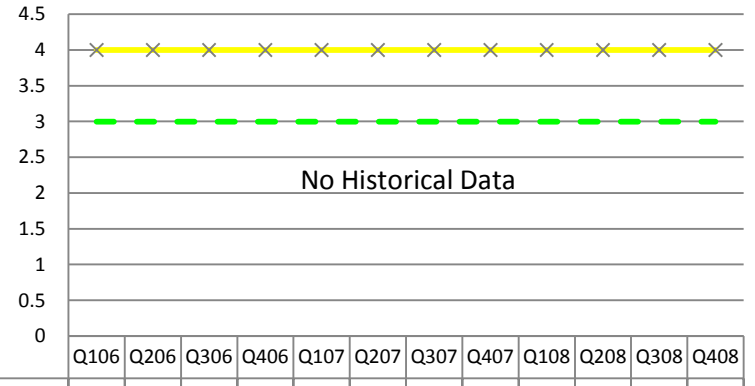
Number of individuals participating in a FS IMPACT activity



	Q106	Q206	Q306	Q406	Q107	Q207	Q307	Q407	Q108	Q208	Q308	Q408
Result					26,292	26,292	26,292	26,292	27,667	27,667	27,667	27,667
Green Target	28,500	28,500	28,500	28,500	28,500	28,500	28,500	28,500	28,500	28,500	28,500	28,500
Yellow Target	27,000	27,000	27,000	27,000	27,000	27,000	27,000	27,000	27,000	27,000	27,000	27,000

Fund Center	Program	Program Objective
1000102090	BURIAL EXPENSES	Reimburse for burial expenses

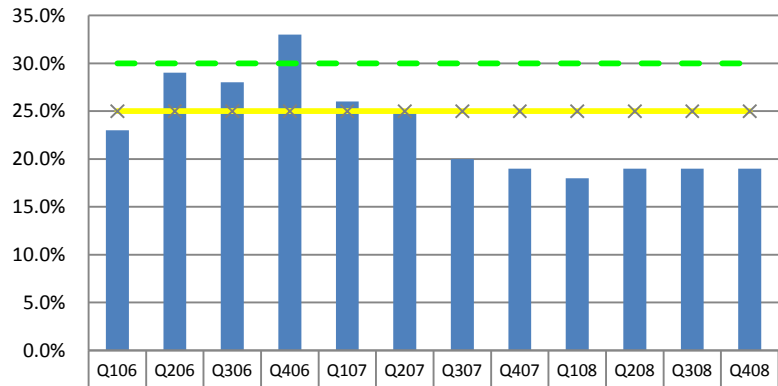
Time from submission to payment



	Q106	Q206	Q306	Q406	Q107	Q207	Q307	Q407	Q108	Q208	Q308	Q408
Result					4	4	4	4	4	4	4	4
Green Target	3	3	3	3	3	3	3	3	3	3	3	3
Yellow Target	4	4	4	4	4	4	4	4	4	4	4	4

Fund Center	Program	Program Objective
3560170300	IMPACT - TANF	Training and support to TANF client

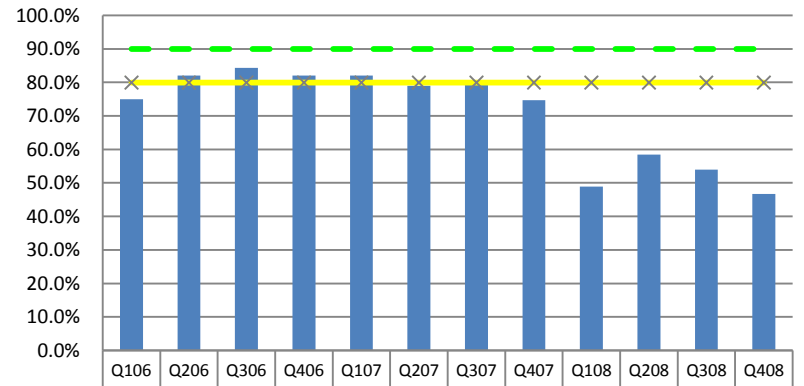
Work participation rate



	Q106	Q206	Q306	Q406	Q107	Q207	Q307	Q407	Q108	Q208	Q308	Q408
Result	23.0%	29.0%	28.0%	33.0%	26.0%	25.0%	20.0%	19.0%	18.0%	19.0%	19.0%	19.0%
Green Target	30%	30%	30%	30%	30%	30%	30%	30%	30%	30%	30%	30%
Yellow Target	25%	25%	25%	25%	25%	25%	25%	25%	25%	25%	25%	25%

Fund Center	Program	Program Objective
3500185200	TEMP ASSIST TO NEEDY FAMILIES (TANF)	Temporary assistance to clientele

Percentage of applications processed timely

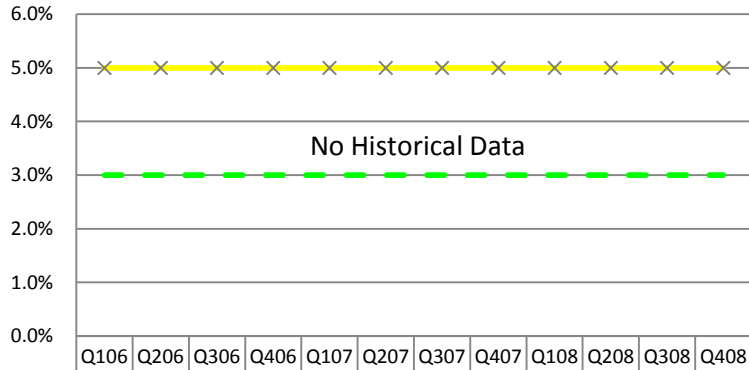


	Q106	Q206	Q306	Q406	Q107	Q207	Q307	Q407	Q108	Q208	Q308	Q408
Result	75.0%	82.0%	84.3%	82.0%	82.0%	79.0%	80.7%	74.7%	48.9%	58.5%	54.0%	46.7%
Green Target	90.0%	90.0%	90.0%	90.0%	90.0%	90.0%	90.0%	90.0%	90.0%	90.0%	90.0%	90.0%
Yellow Target	80.0%	80.0%	80.0%	80.0%	80.0%	80.0%	80.0%	80.0%	80.0%	80.0%	80.0%	80.0%

# Family and Social Services Administration - DFR

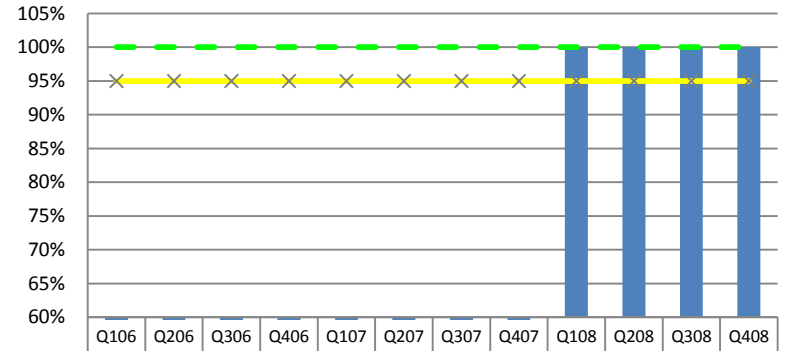
Fund Center	Program	Program Objective
3500185200	TEMP ASSIST TO NEEDY FAMILIES (TANF)	Temporary assistance to clientele

Percentage of applications processed incorrectly



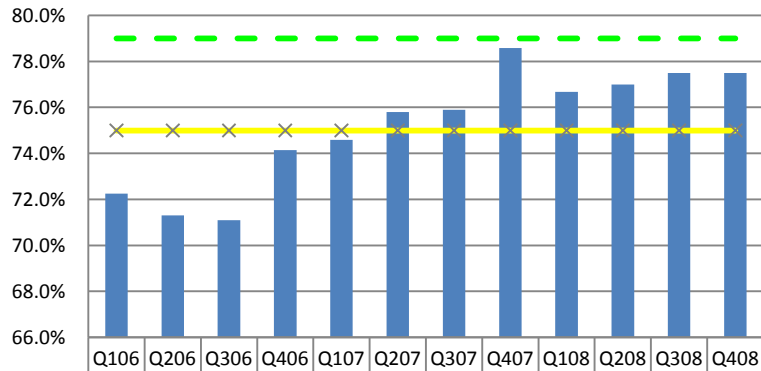
Fund Center	Program	Program Objective
3500186200	CHILD CARE & DEV FUND	Provide child care subsidies

Percentage of providers in the "Paths to Quality" program -- Wave 1 goals




Fund Center	Program	Program Objective
3500186200	CHILD CARE & DEV FUND	Provide child care subsidies

Percentage of active CCDF recipients who are employed

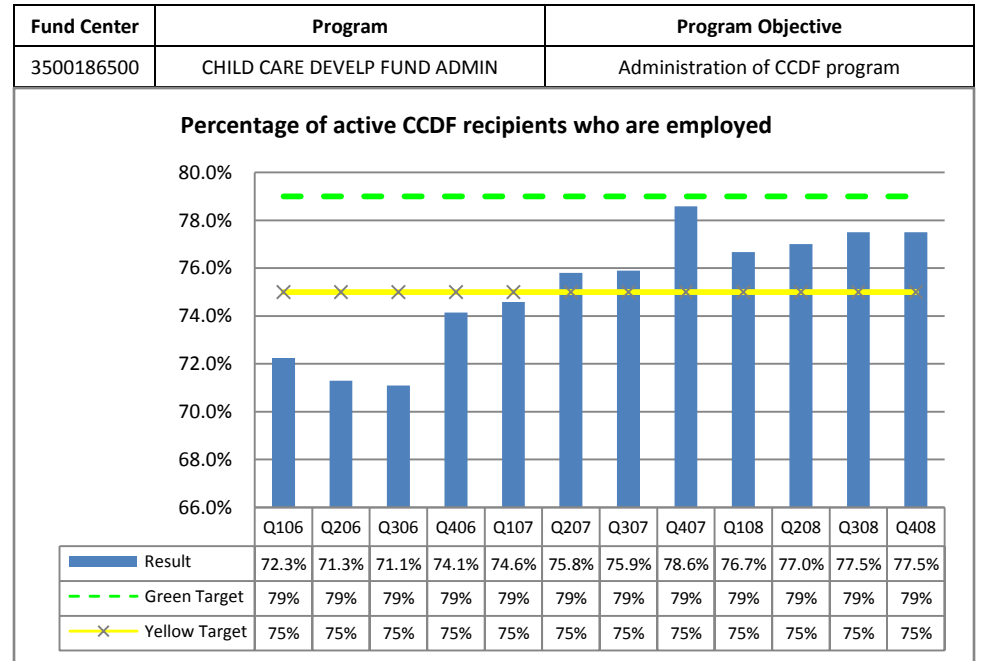
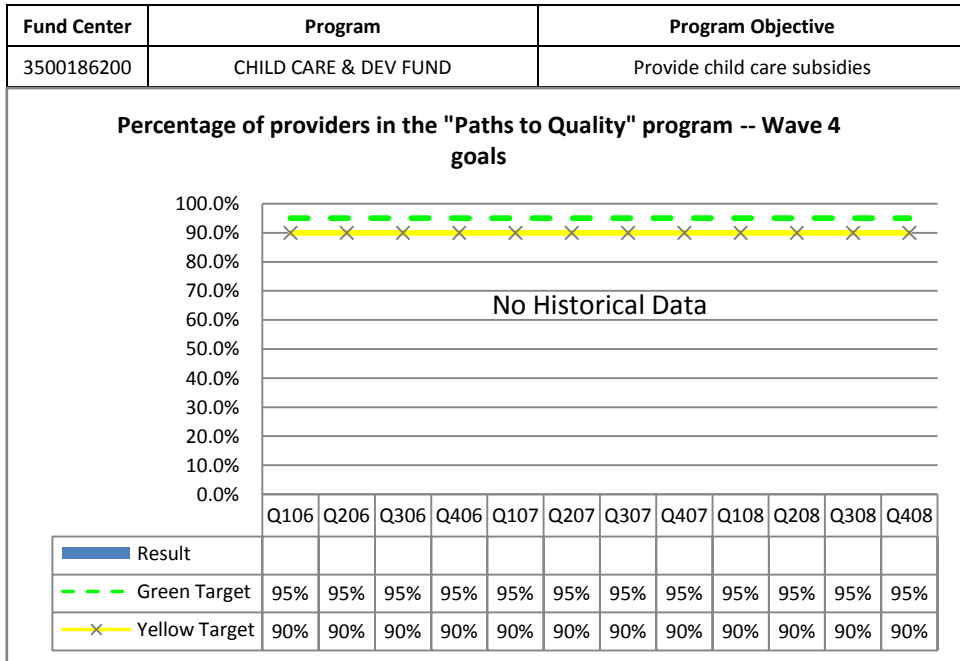
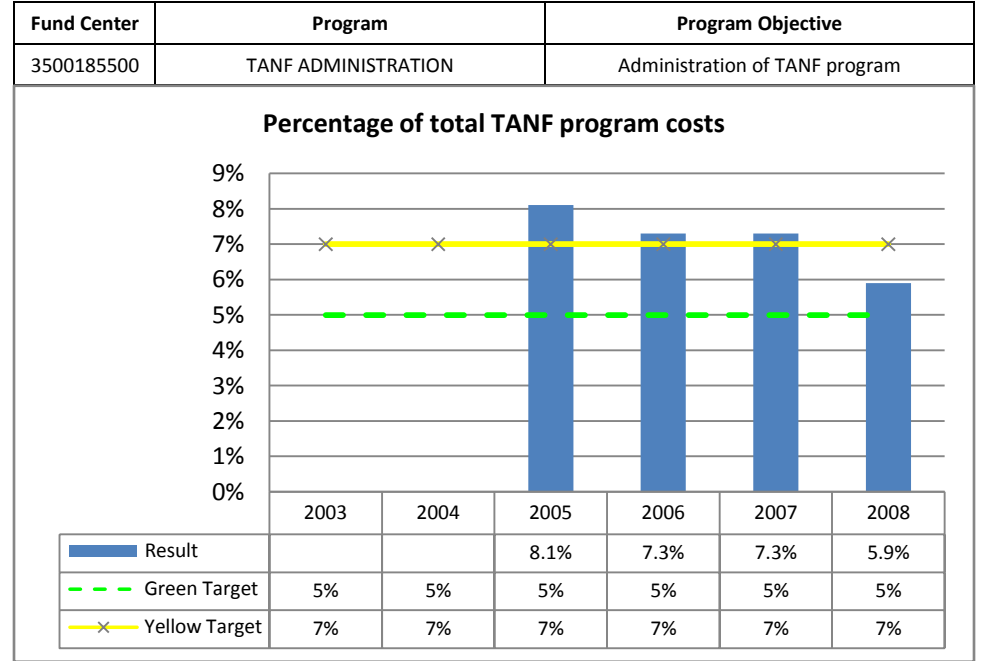
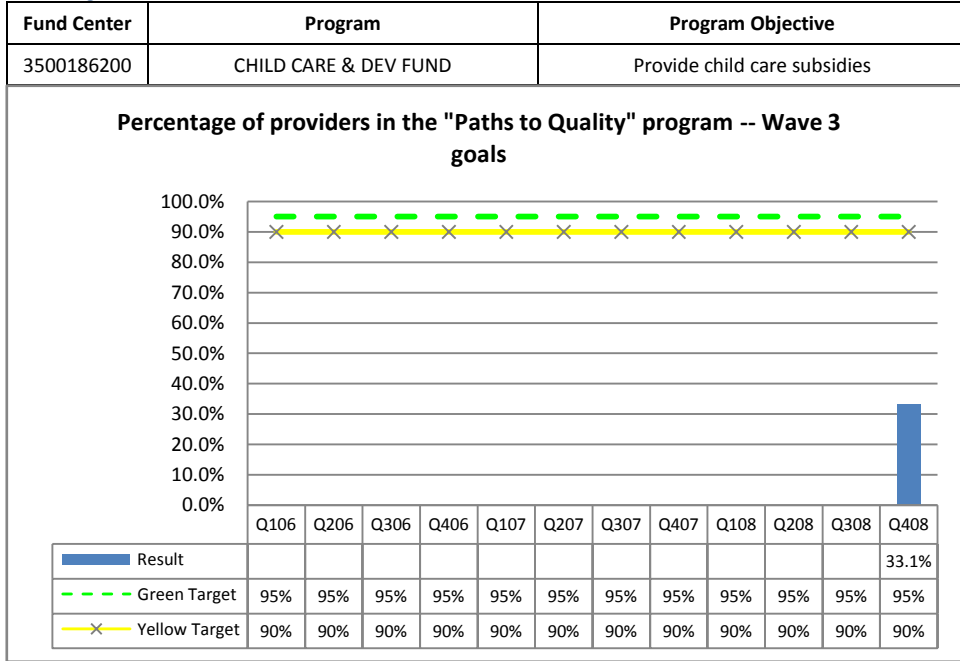


Fund Center	Program	Program Objective
3500186200	CHILD CARE & DEV FUND	Provide child care subsidies

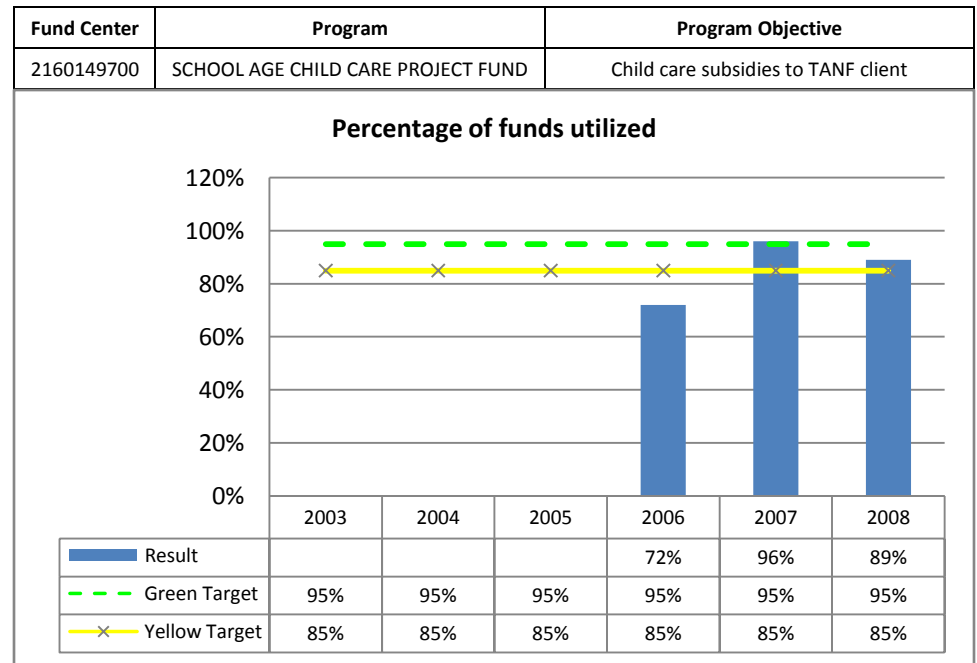
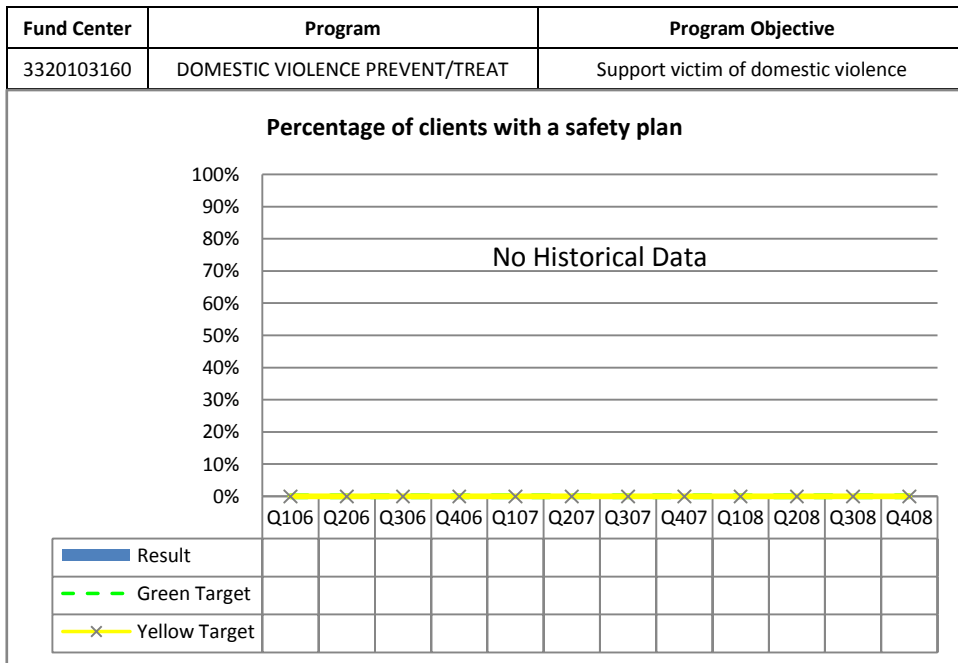
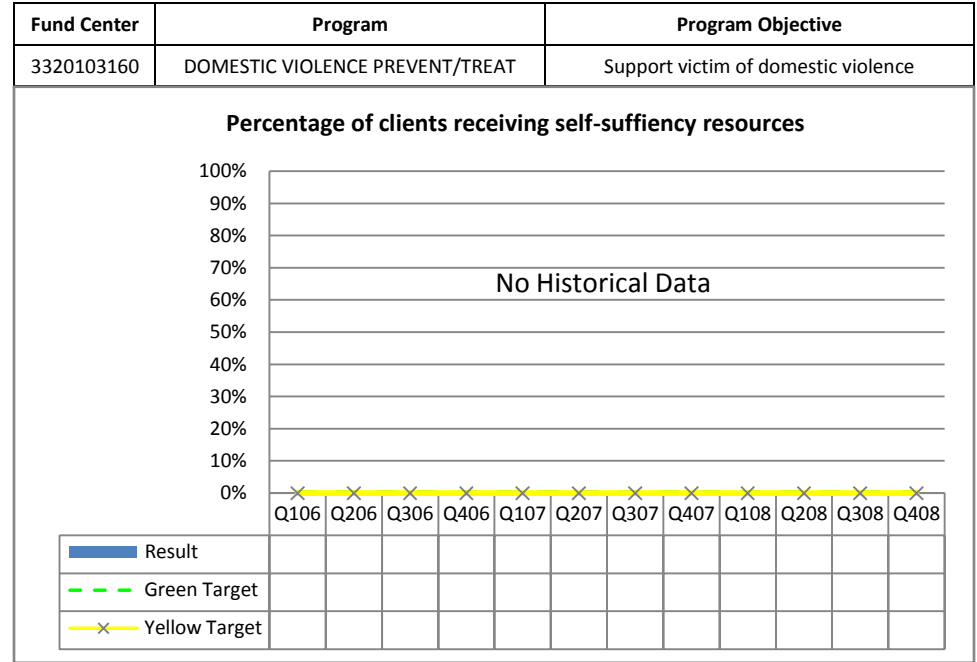
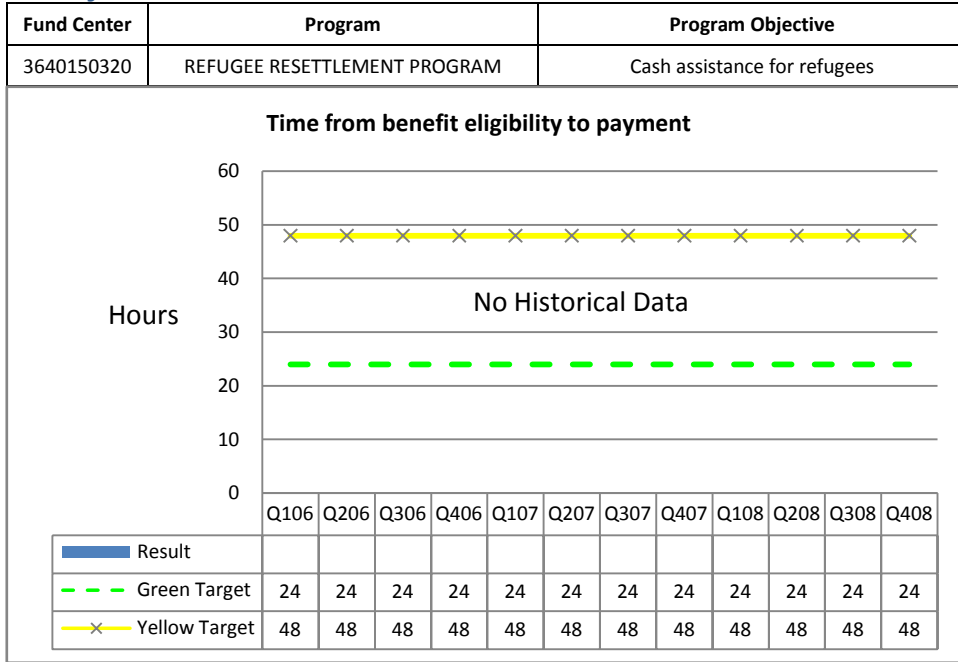
Percentage of providers in the "Paths to Quality" program -- Wave 2 goals



# Family and Social Services Administration - DFR



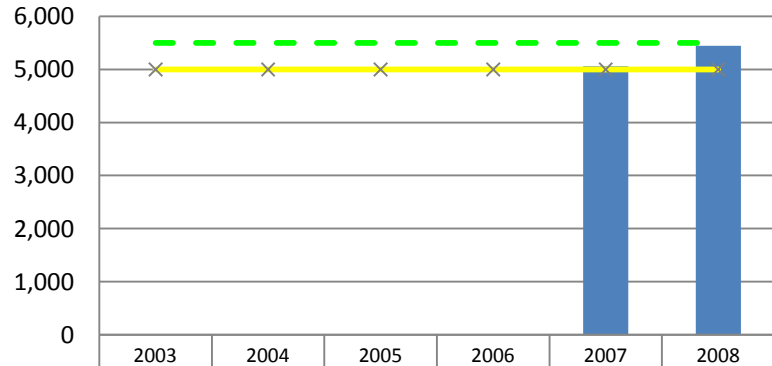
# Family and Social Services Administration - DFR



# Family and Social Services Administration - DFR

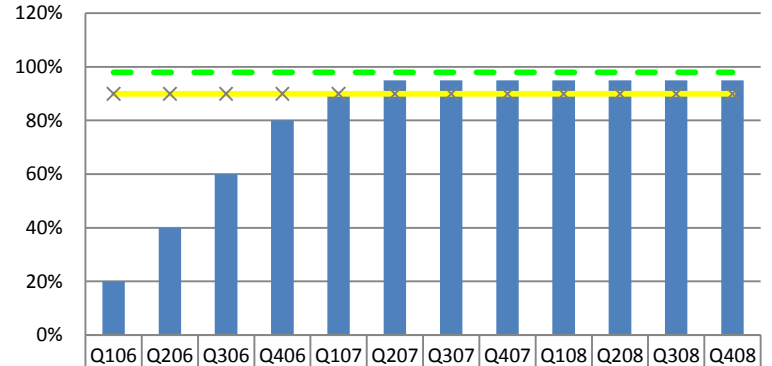
Fund Center	Program	Program Objective
2160149700	SCHOOL AGE CHILD CARE PROJECT FUND	Child care subsidies to TANF client

**Number of children served**



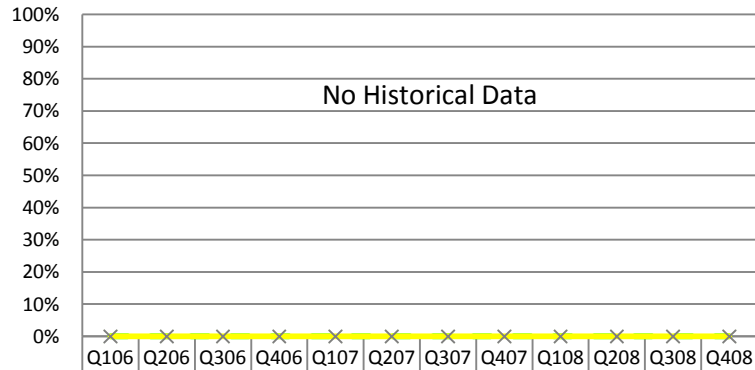
Fund Center	Program	Program Objective
3630150800	HEADSTART	Promote collaboration among partner

**Percentage collaboration between early childhood partners on MAAC**



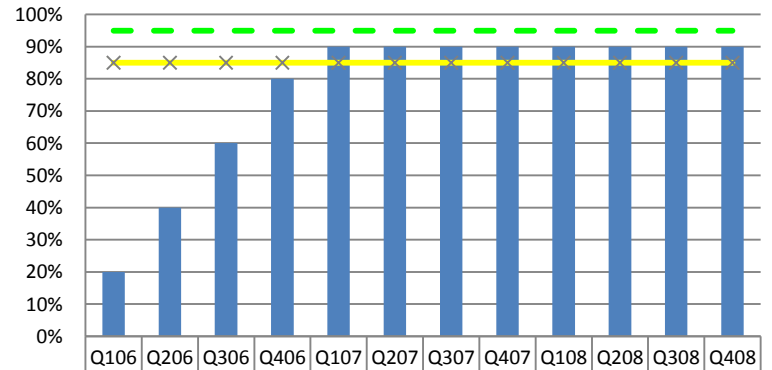
Fund Center	Program	Program Objective
3560170100	SEXUAL OFFENSE SERVICES	Support victim of domestic violence

**Percentage of clients receiving self-sufficiency resources**



Fund Center	Program	Program Objective
3630150800	HEADSTART	Promote collaboration among partner

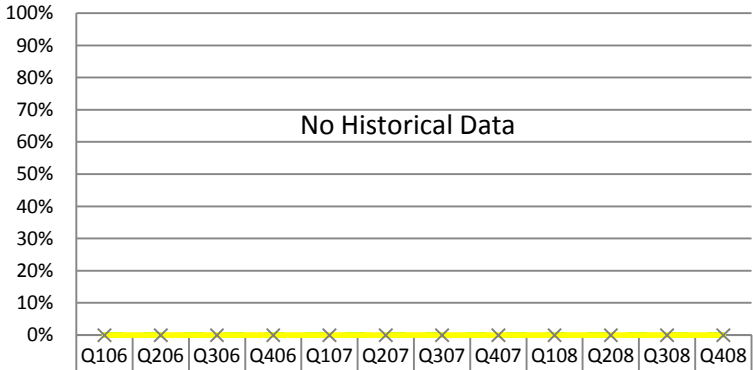
**MOA between HS Programs and local agencies/partners**



# Family and Social Services Administration - DFR

Fund Center	Program	Program Objective
6000108870	FAMILY VIOLENCE	Support victim of domestic violence

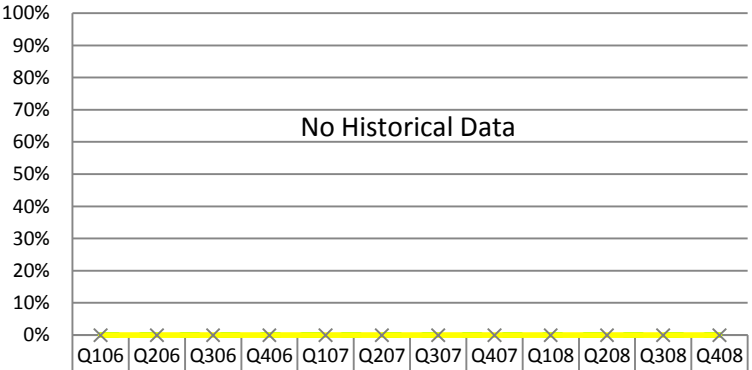
Percentage of clients with a safety plan



	Q106	Q206	Q306	Q406	Q107	Q207	Q307	Q407	Q108	Q208	Q308	Q408
Result												
Green Target												
Yellow Target	x	x	x	x	x	x	x	x	x	x	x	x

Fund Center	Program	Program Objective
6000108870	FAMILY VIOLENCE	Support victim of domestic violence

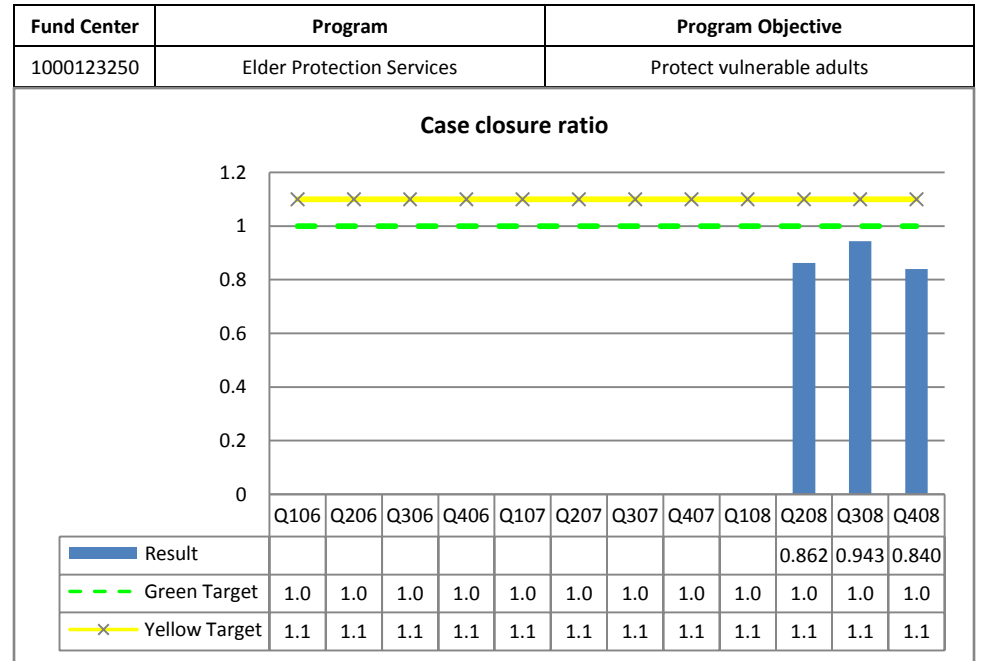
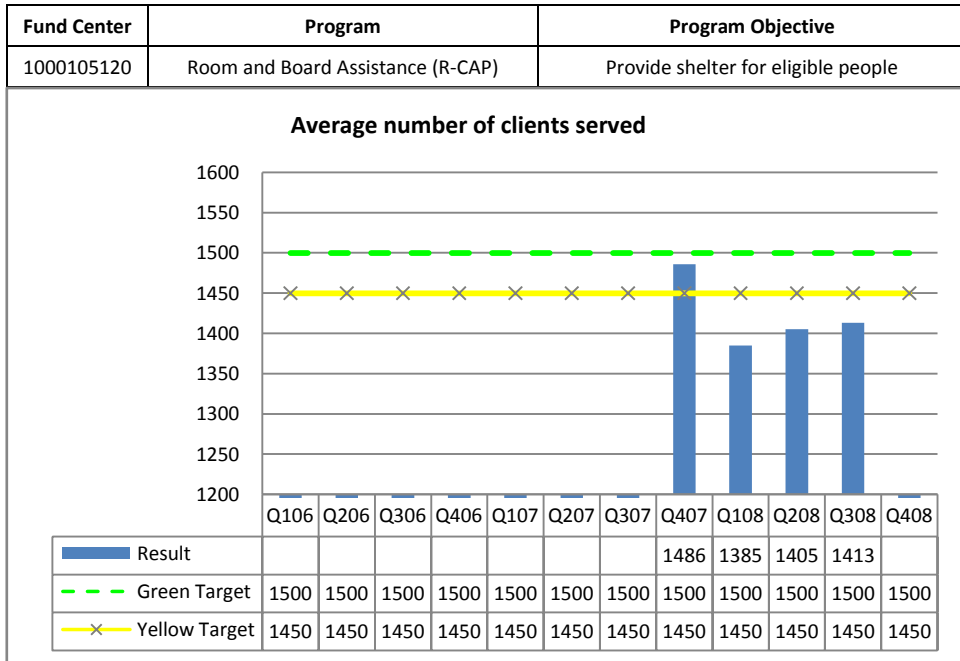
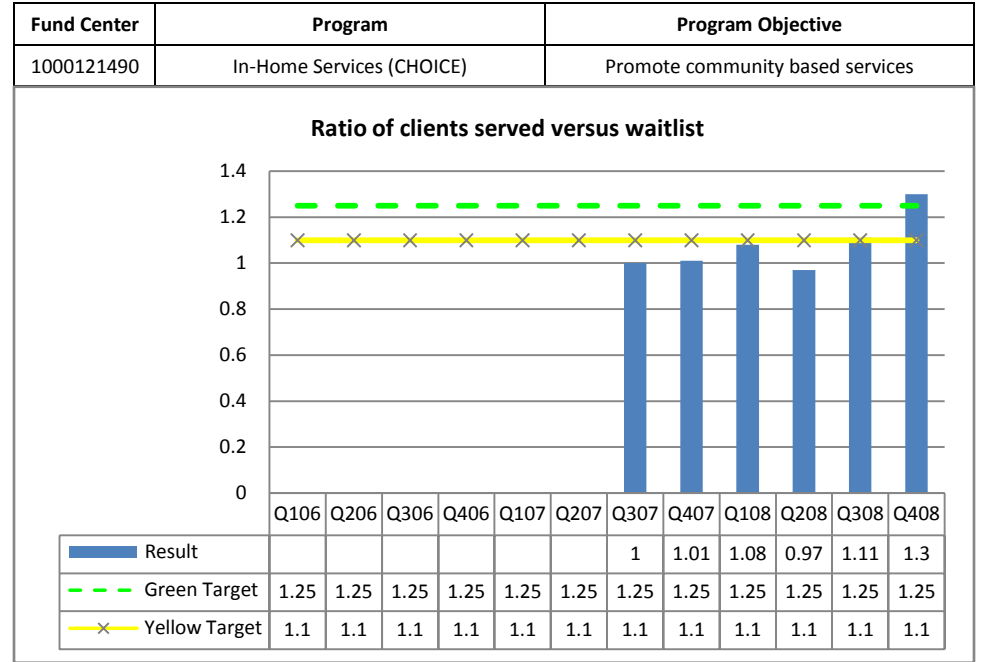
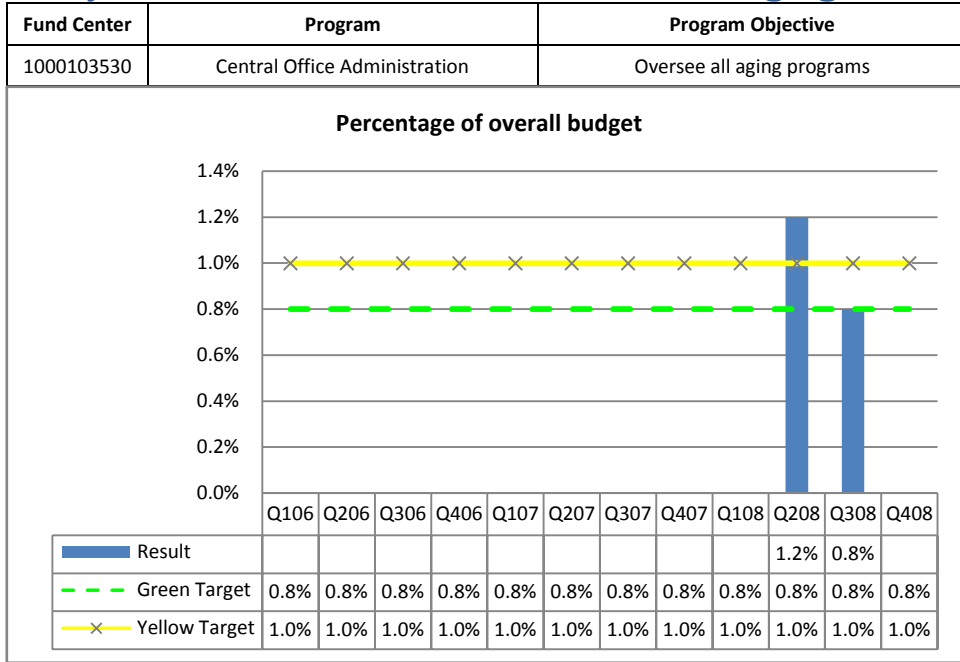
Percentage of clients receiving self-sufficiency resources



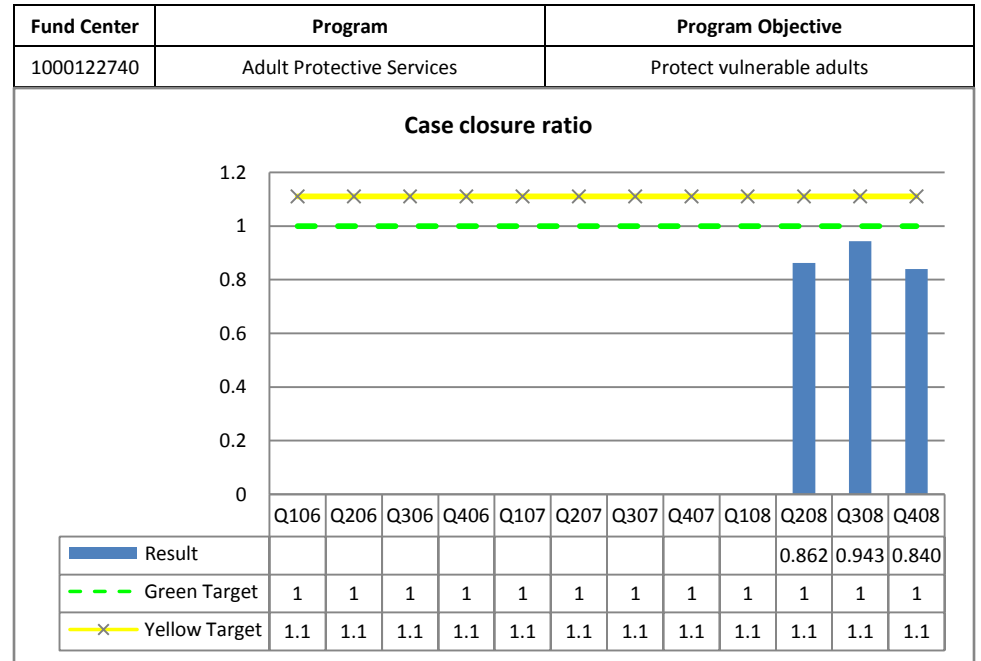
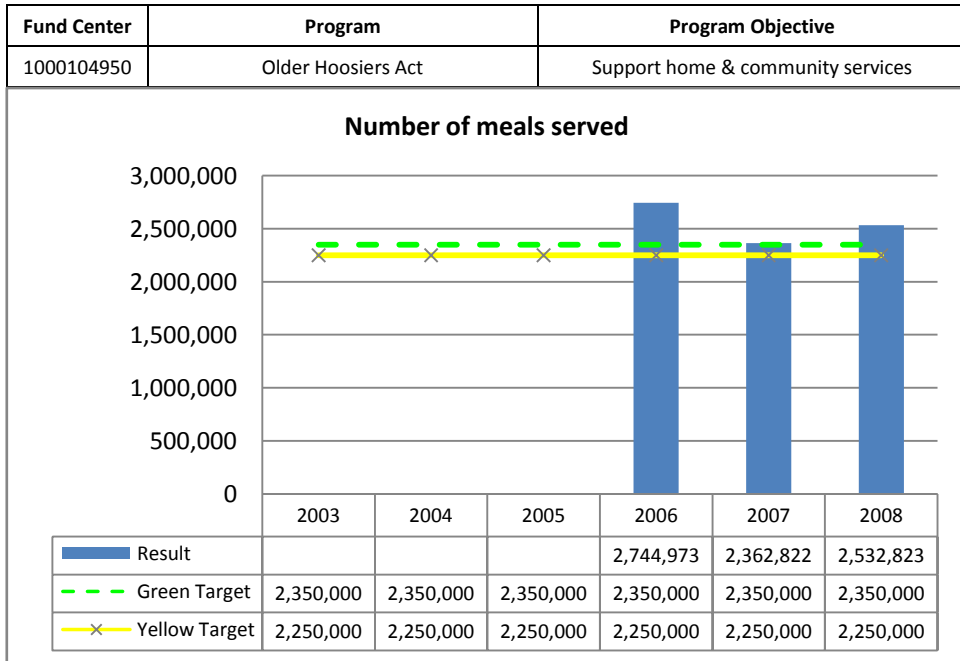
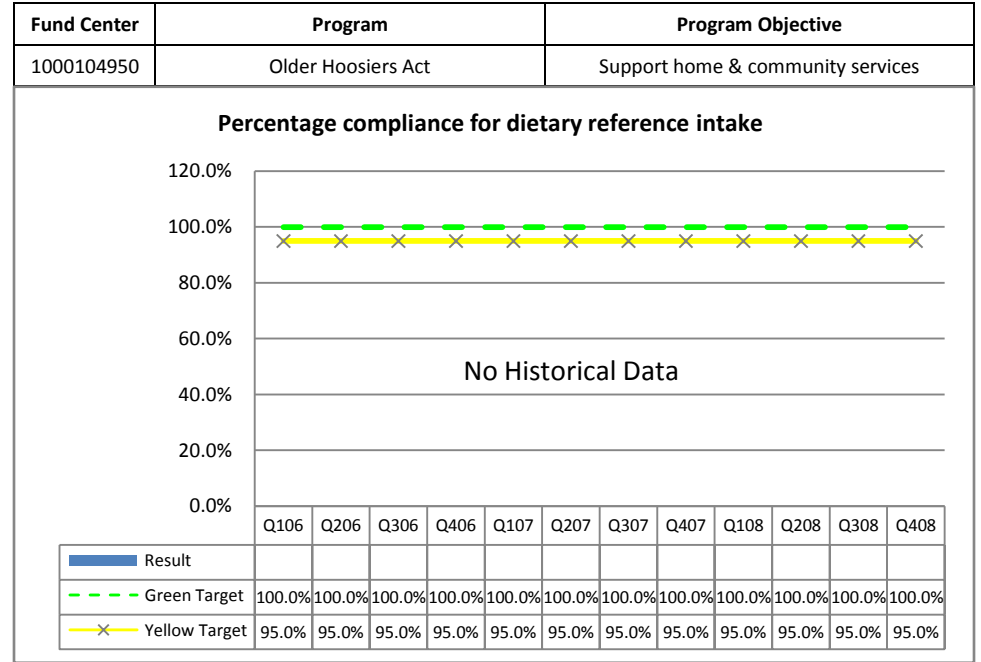
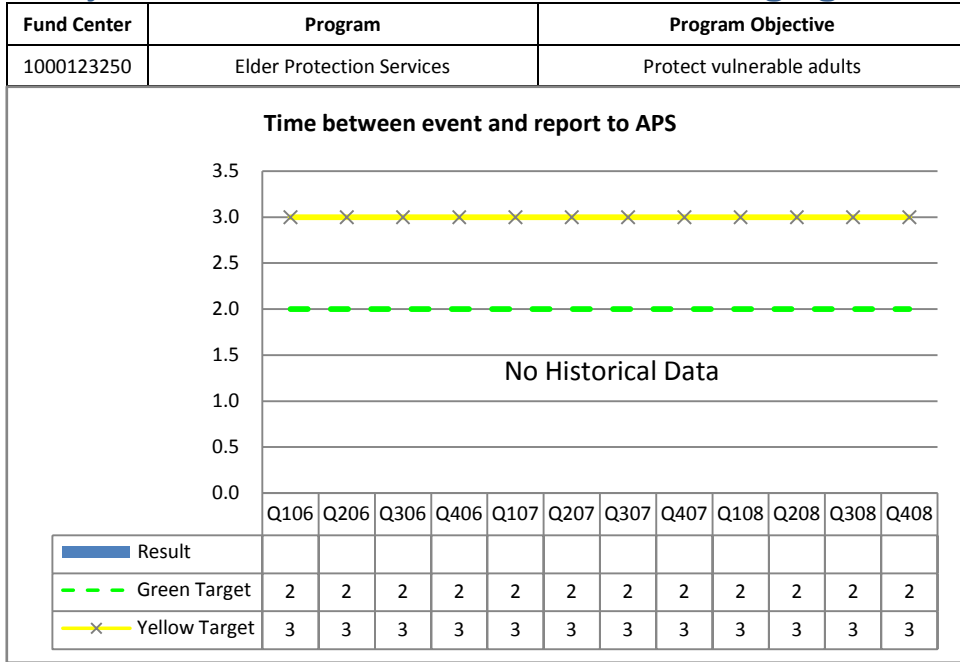
	Q106	Q206	Q306	Q406	Q107	Q207	Q307	Q407	Q108	Q208	Q308	Q408
Result												
Green Target												
Yellow Target	x	x	x	x	x	x	x	x	x	x	x	x



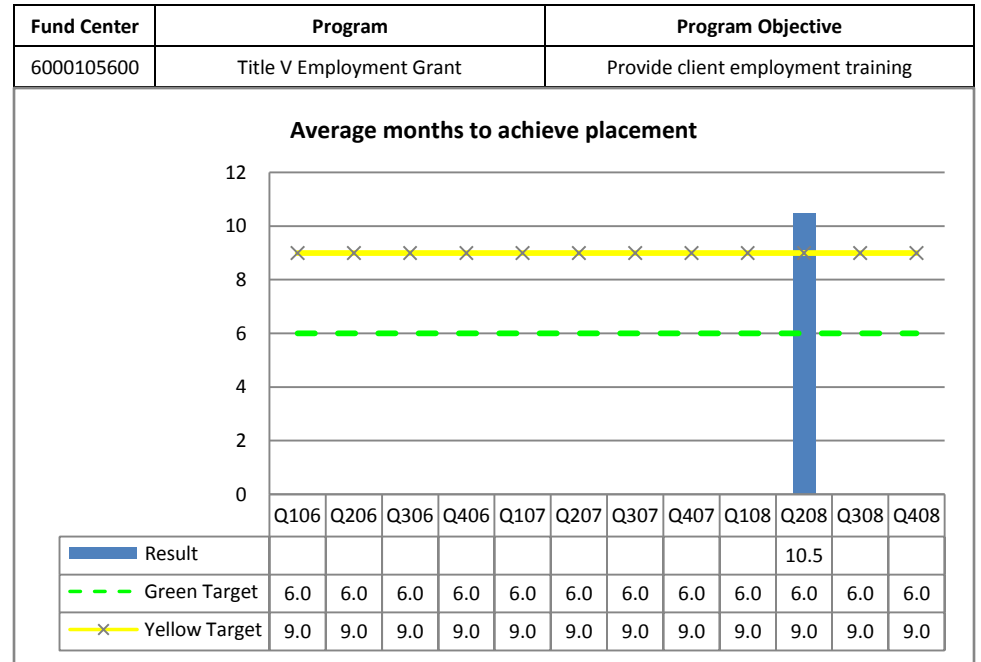
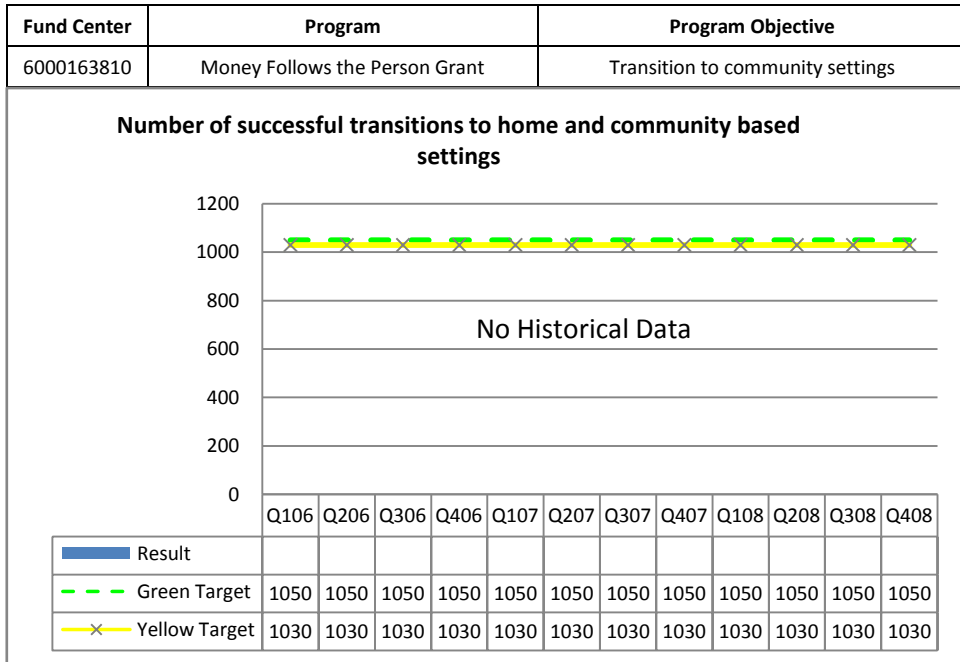
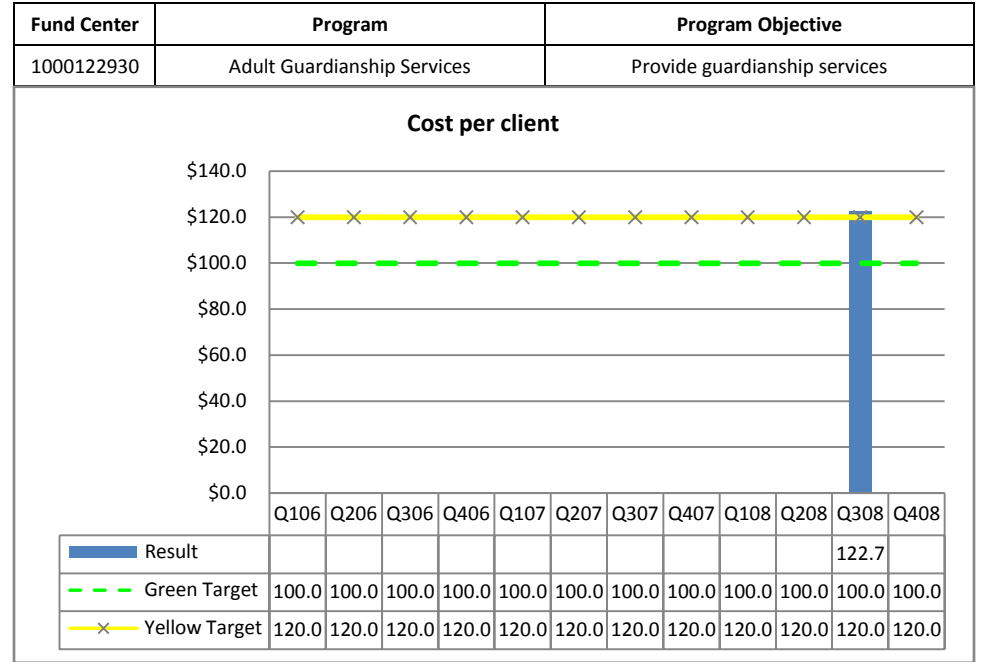
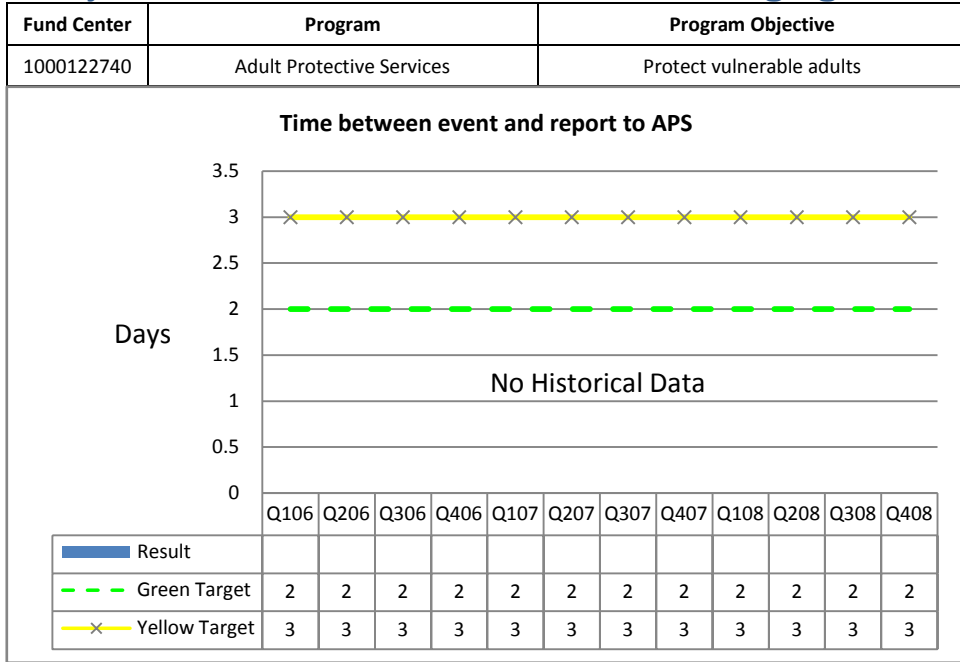
# Family and Social Services Administration - Aging



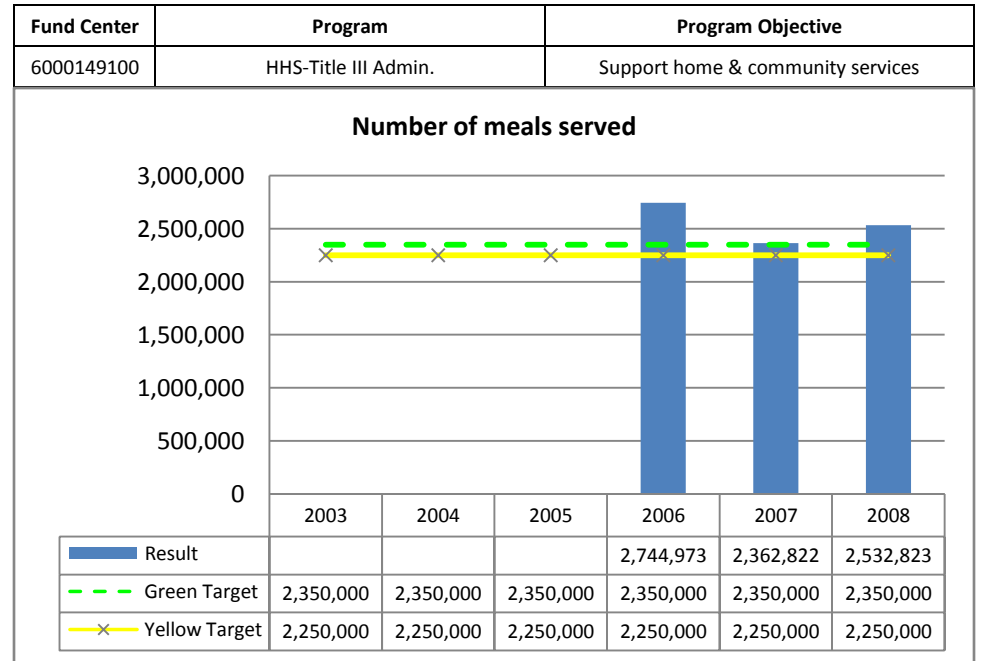
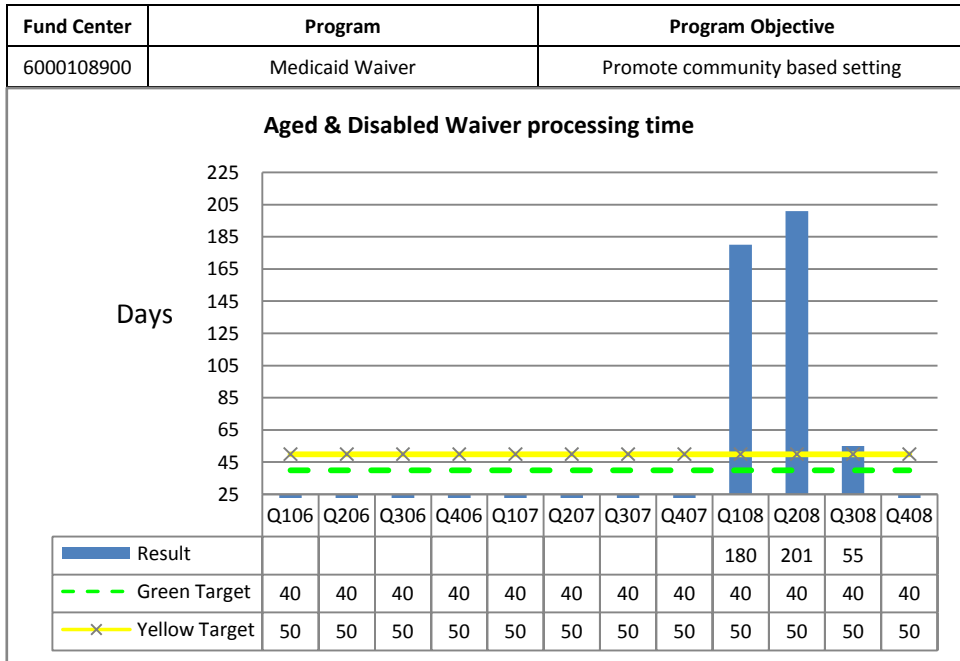
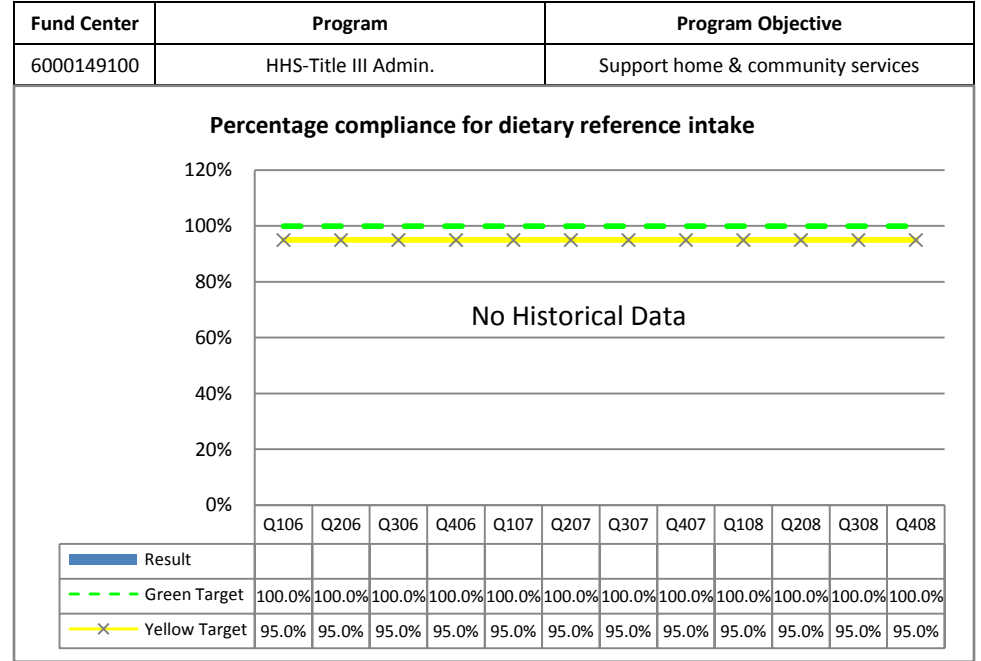
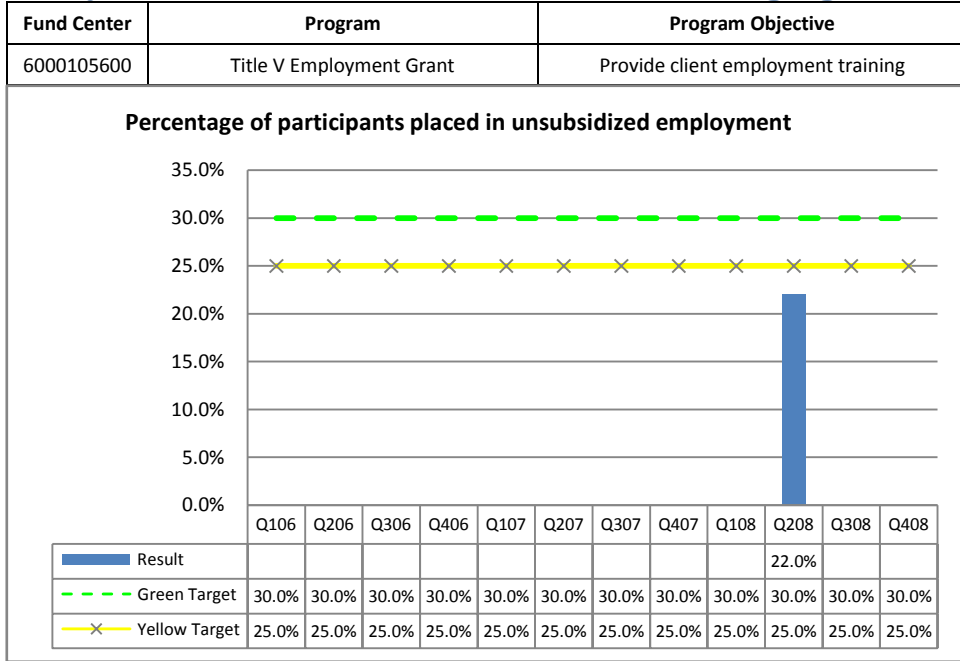
# Family and Social Services Administration - Aging



# Family and Social Services Administration - Aging



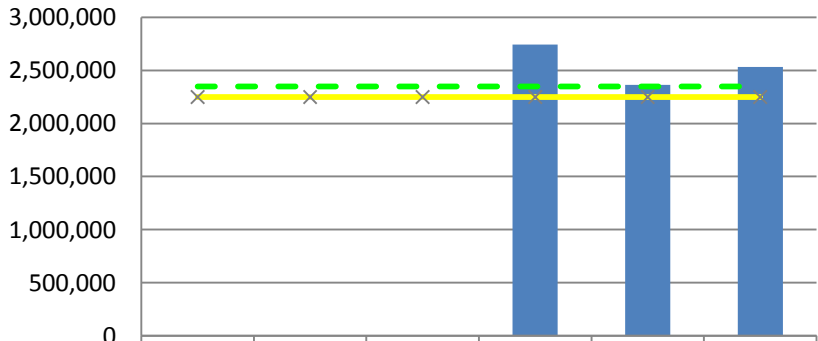
# Family and Social Services Administration - Aging



# Family and Social Services Administration - Aging

Fund Center	Program	Program Objective
6000149300	USDA Cash Reimbursement	Improve dietary nutrition

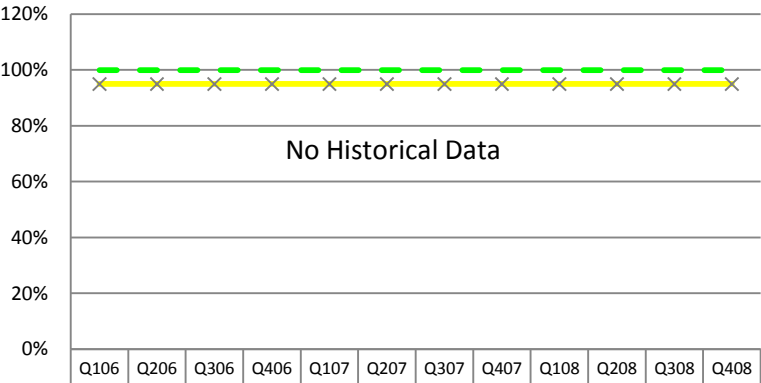
**Number of meals served**



Result				2,744,973	2,362,822	2,532,823
Green Target	2,350,000	2,350,000	2,350,000	2,350,000	2,350,000	2,350,000
Yellow Target	2,250,000	2,250,000	2,250,000	2,250,000	2,250,000	2,250,000

Fund Center	Program	Program Objective
6000149800	HHS-Title IIIB Area Admin	Support home & community services


**Percentage compliance for dietary reference intake**



Result												
Green Target	100.0%	100.0%	100.0%	100.0%	100.0%	100.0%	100.0%	100.0%	100.0%	100.0%	100.0%	100.0%
Yellow Target	95.0%	95.0%	95.0%	95.0%	95.0%	95.0%	95.0%	95.0%	95.0%	95.0%	95.0%	95.0%

Fund Center	Program	Program Objective
6000149300	USDA Cash Reimbursement	Improve dietary nutrition

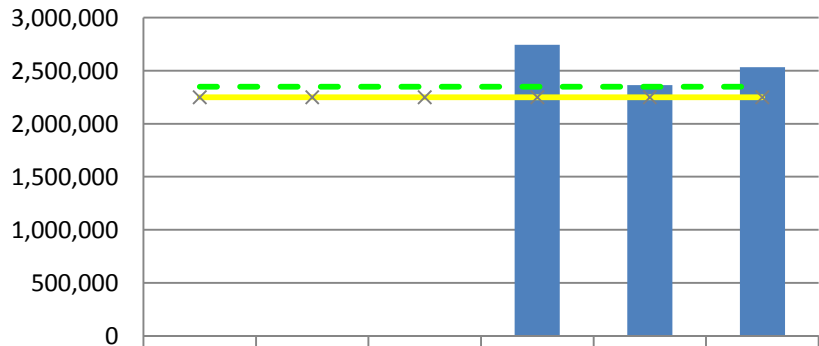
**Percentage compliance for dietary reference intake**



Result												
Green Target	100.0%	100.0%	100.0%	100.0%	100.0%	100.0%	100.0%	100.0%	100.0%	100.0%	100.0%	100.0%
Yellow Target	95.0%	95.0%	95.0%	95.0%	95.0%	95.0%	95.0%	95.0%	95.0%	95.0%	95.0%	95.0%

Fund Center	Program	Program Objective
6000149800	HHS-Title IIIB Area Admin	Support home & community services

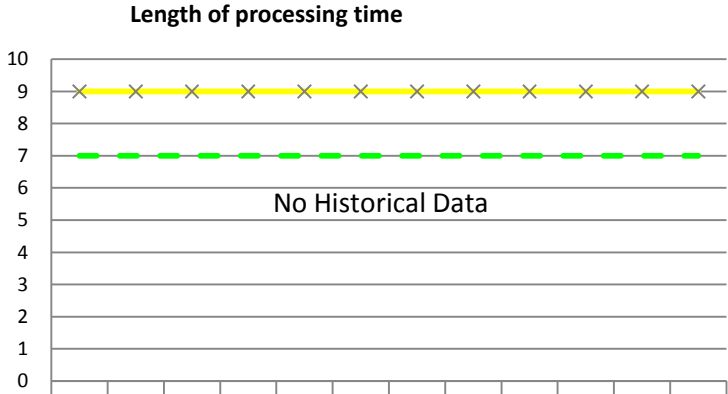
**Number of meals served**



Result				2,744,973	2,362,822	2,532,823
Green Target	2,350,000	2,350,000	2,350,000	2,350,000	2,350,000	2,350,000
Yellow Target	2,250,000	2,250,000	2,250,000	2,250,000	2,250,000	2,250,000

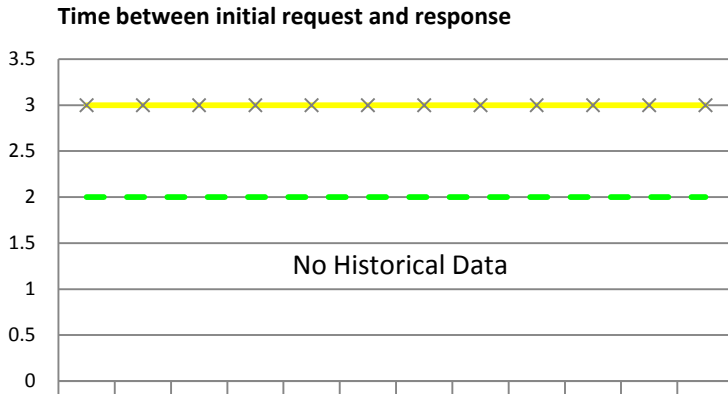
# Family and Social Services Administration - Aging

Fund Center	Program	Program Objective
6000155500	OBRA/PASSARR	Review nursing facility applicants



	Q106	Q206	Q306	Q406	Q107	Q207	Q307	Q407	Q108	Q208	Q308	Q408
Result												
Green Target	7	7	7	7	7	7	7	7	7	7	7	7
Yellow Target	9	9	9	9	9	9	9	9	9	9	9	9

Fund Center	Program	Program Objective
6000182000	Advocacy Assistance	Provide LT care advocacy services



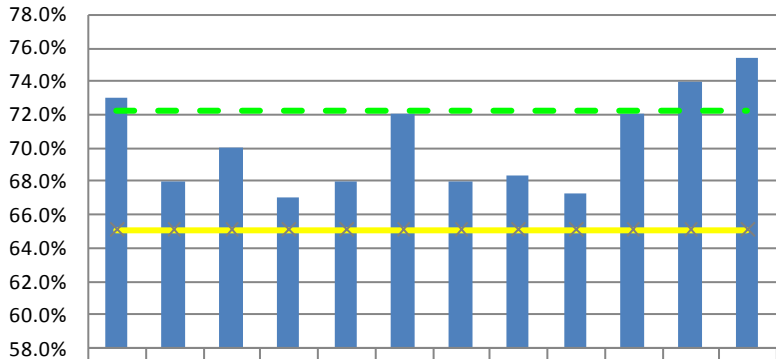
	Q106	Q206	Q306	Q406	Q107	Q207	Q307	Q407	Q108	Q208	Q308	Q408
Result												
Green Target	2	2	2	2	2	2	2	2	2	2	2	2
Yellow Target	3	3	3	3	3	3	3	3	3	3	3	3

**Under Development**

# Department of Child Services

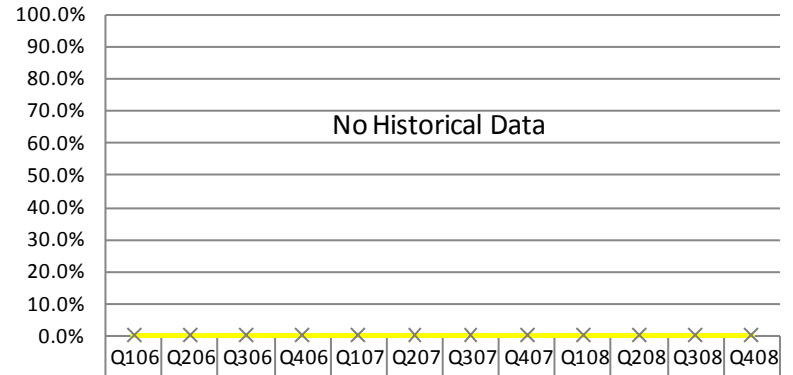
Fund Center	Program	Program Objective
1000146750	Family and Children Fund	Support and protect children

Percentage time to reunification is less than 12 months



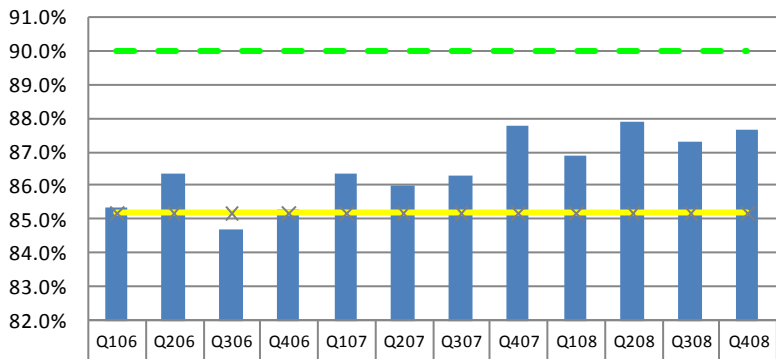
Fund Center	Program	Program Objective
2890170000	DCS Local Office Administration	Support and protect children

Percentage of overall budget



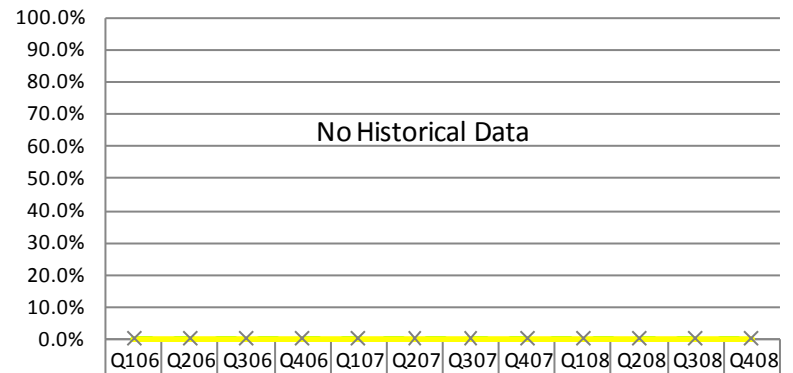
Fund Center	Program	Program Objective
1000146750	Family and Children Fund	Support and protect children

Percentage of children with no substantiated maltreatment in last 12 months



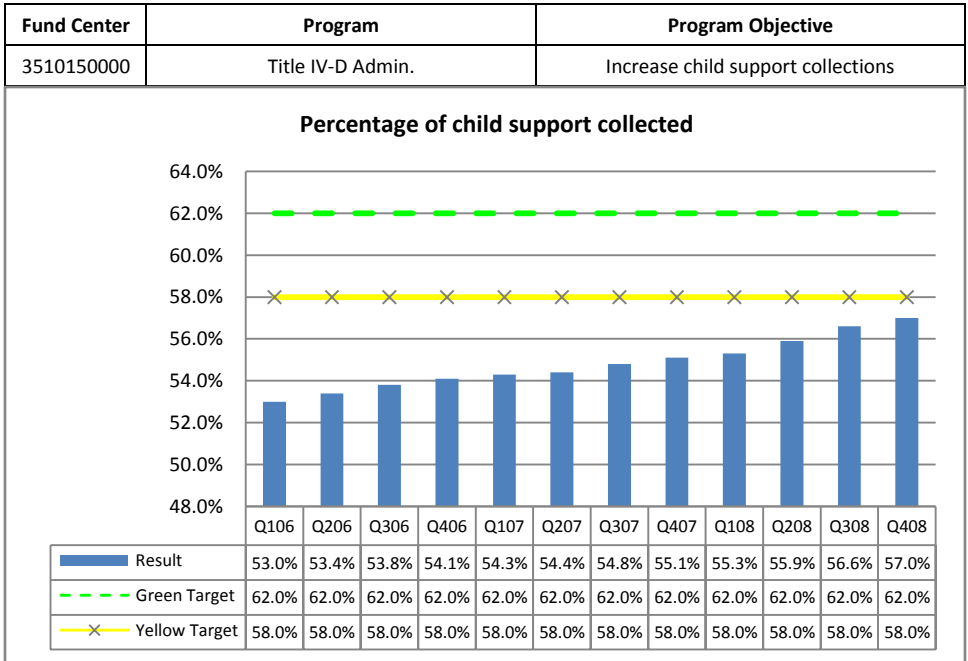
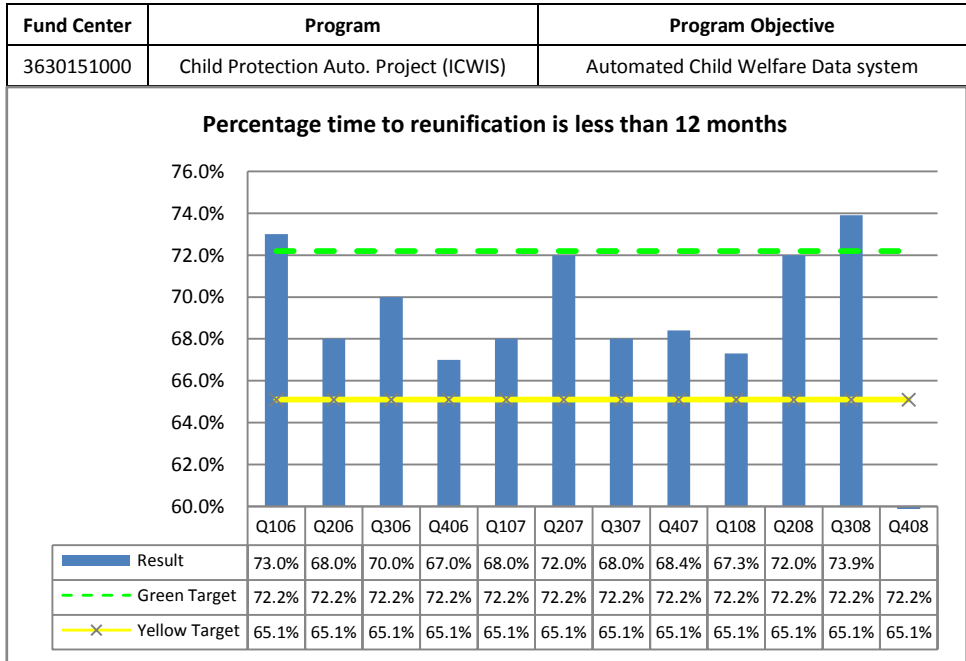
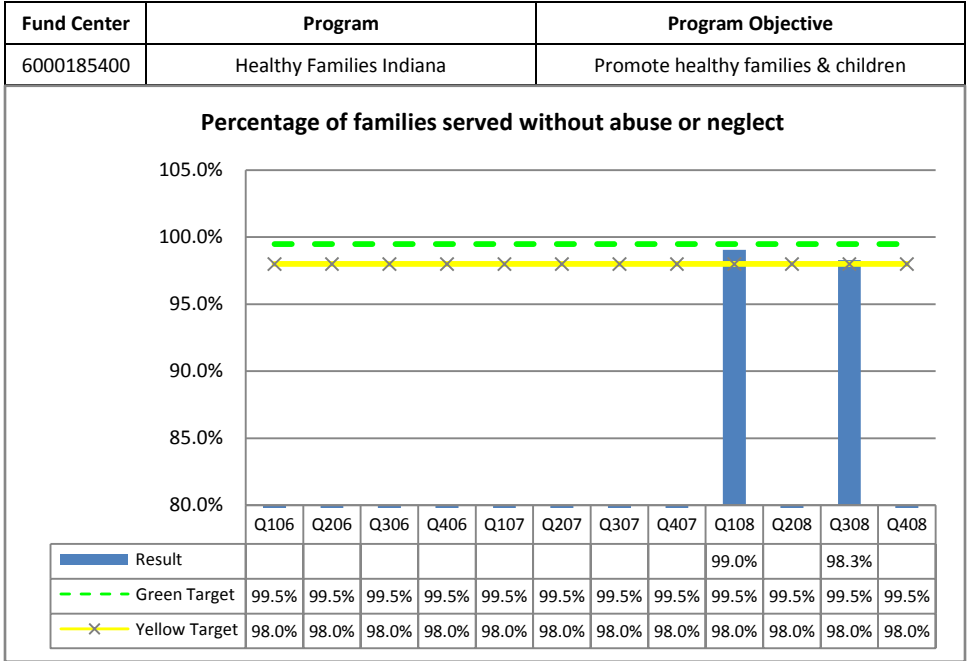
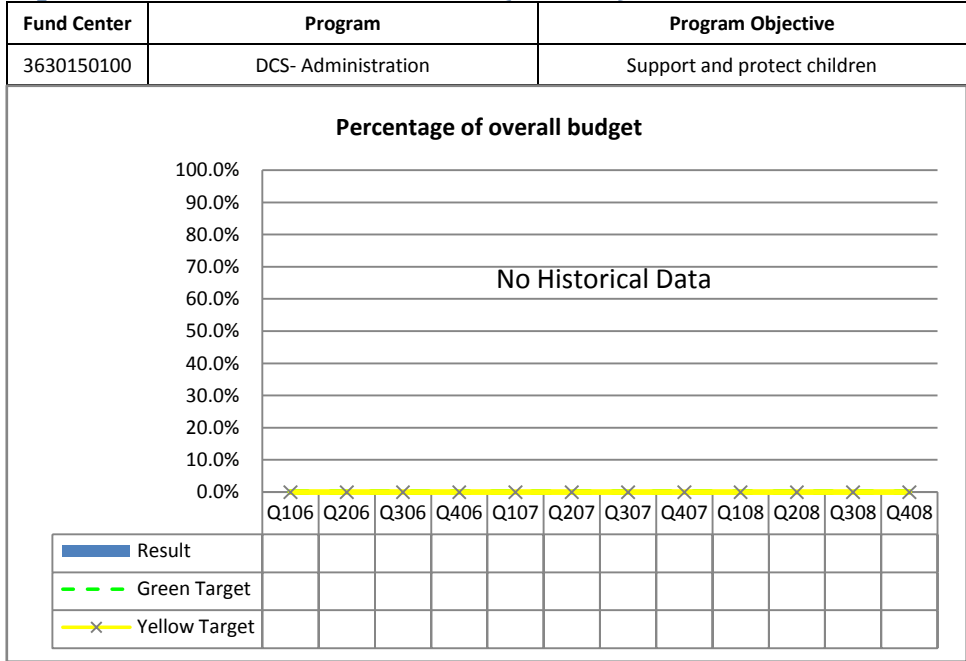
Fund Center	Program	Program Objective
3500185900	Adoption Assistance	Assist adopt. of special need child

Percentage of adoptions compared to number of children in system

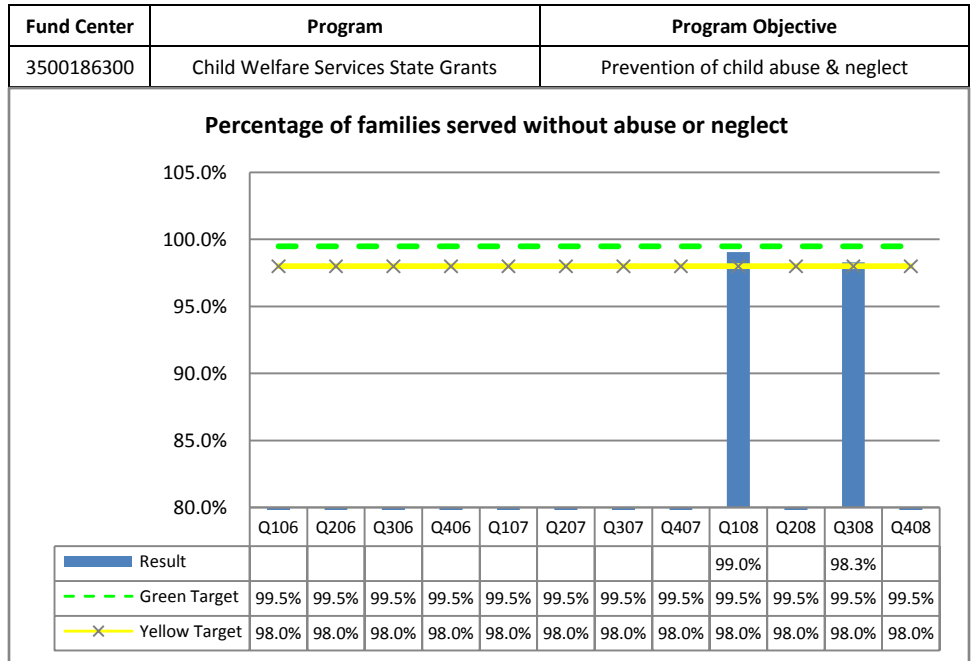
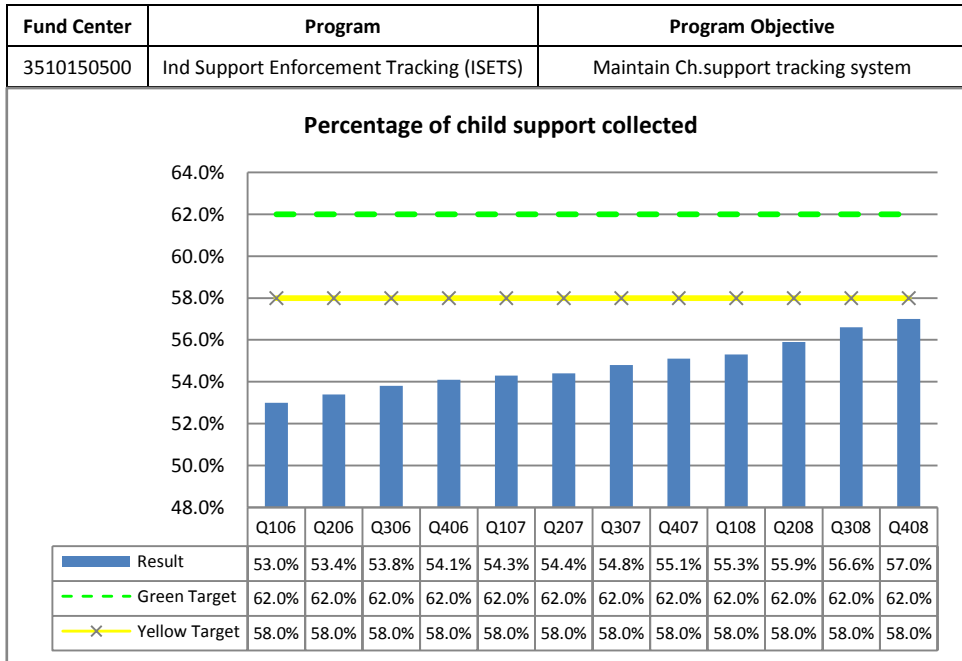
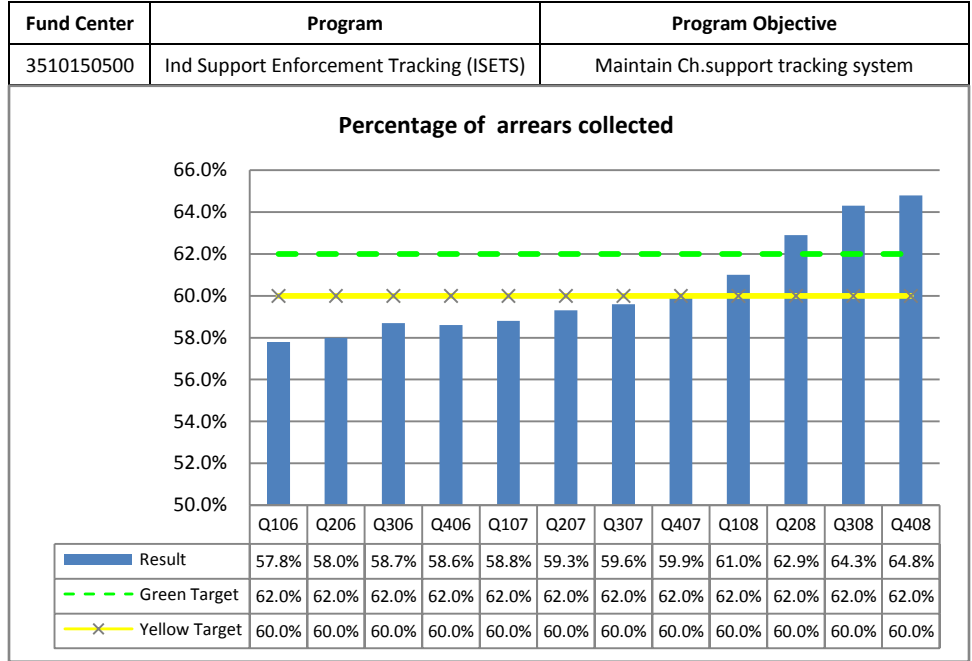
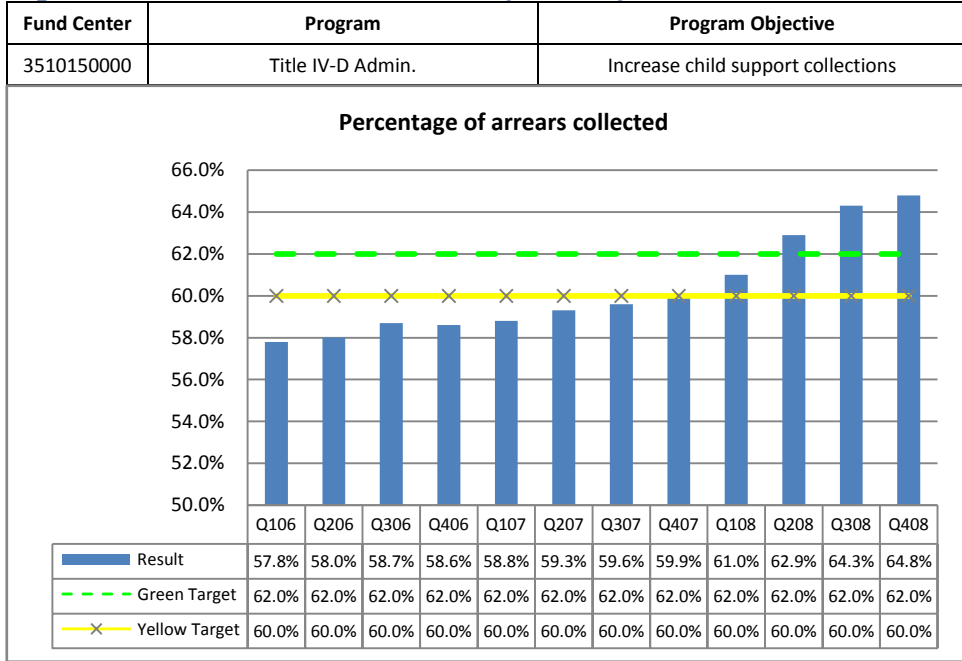




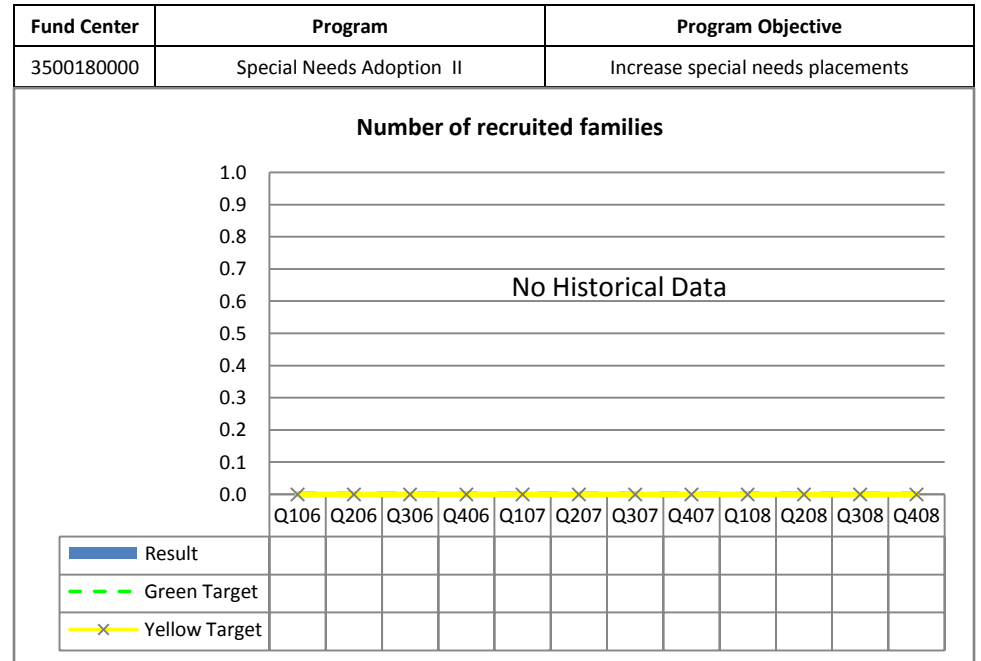
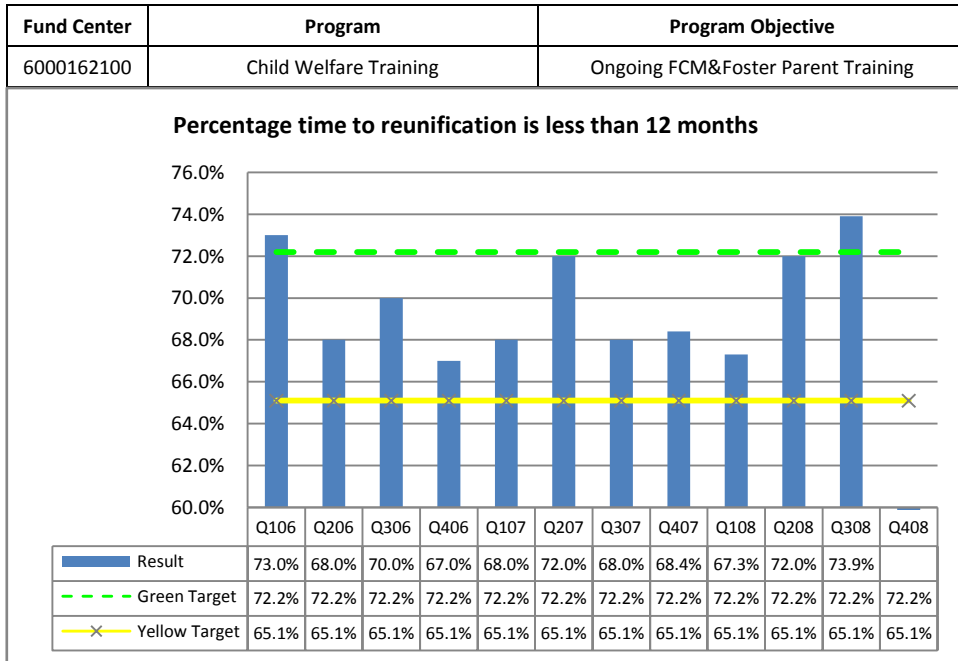
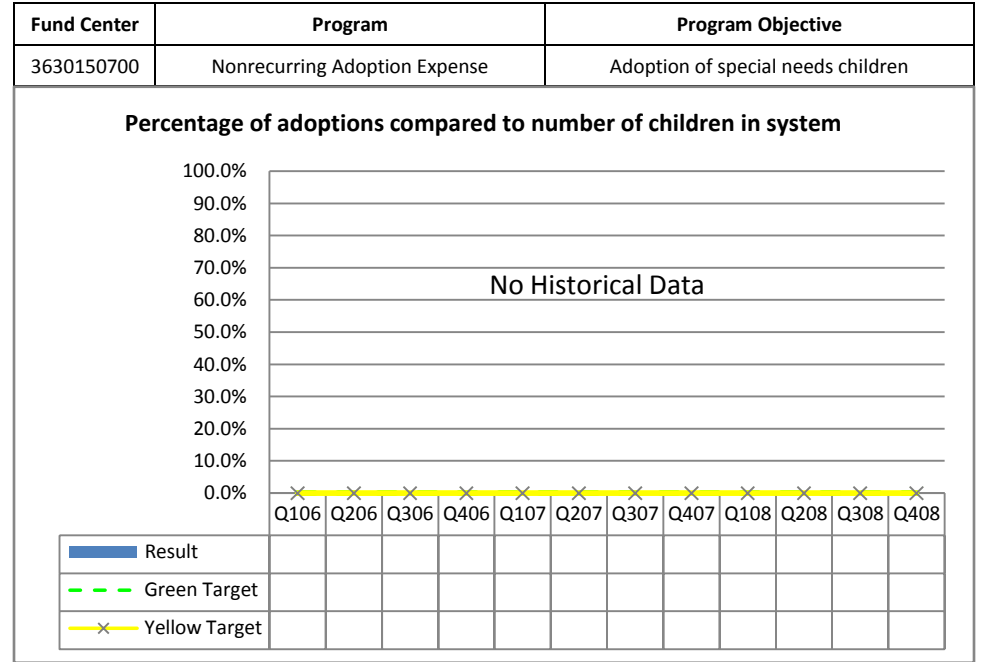
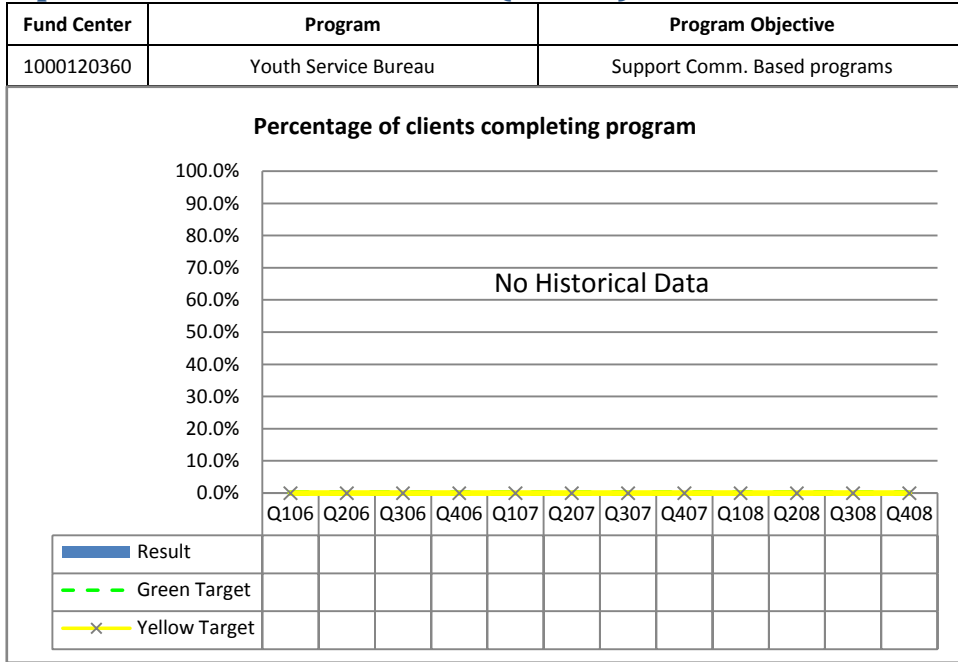
# Department of Child Services (cont'd)



# Department of Child Services (cont'd)



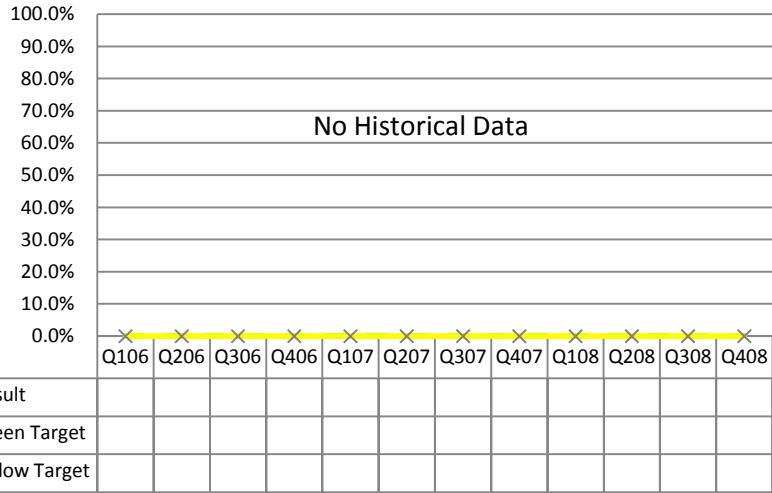
# Department of Child Services (cont'd)



# Department of Child Services (cont'd)

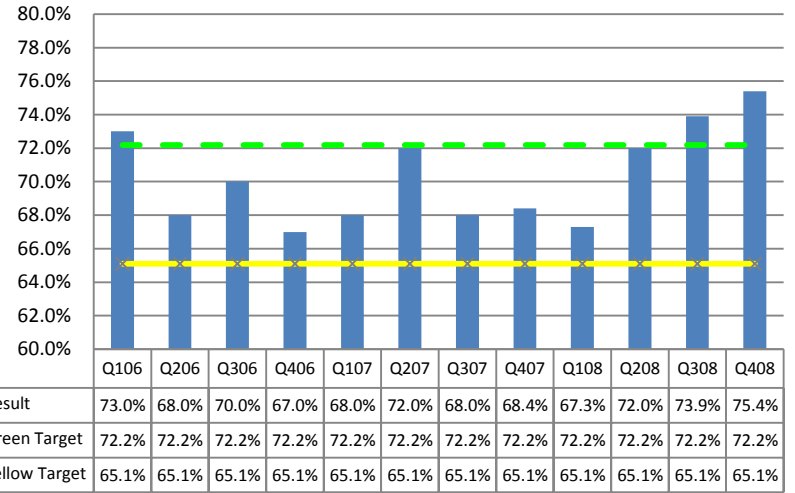
Fund Center	Program	Program Objective
1000121610	Project Safeplace	Locate secure Safeplace sights

Percentage of referrals vs. number of children in age group



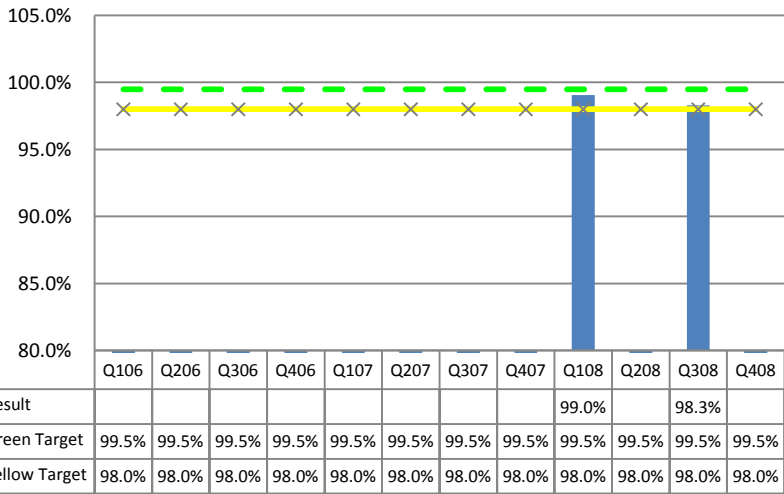
Fund Center	Program	Program Objective
3500185710	Foster Care	Treat children out of home

Percentage time to reunification is less than 12 months



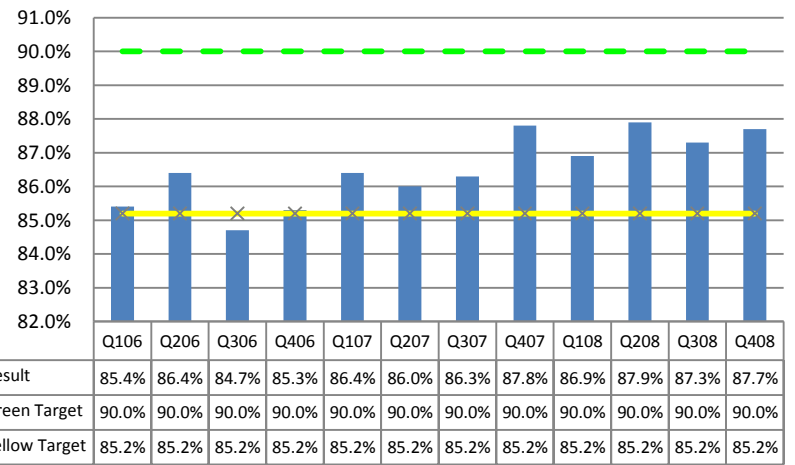
Fund Center	Program	Program Objective
3500186100	Children's Trust Fund	Prevent child abuse & neglect

Percentage of families served without abuse or neglect

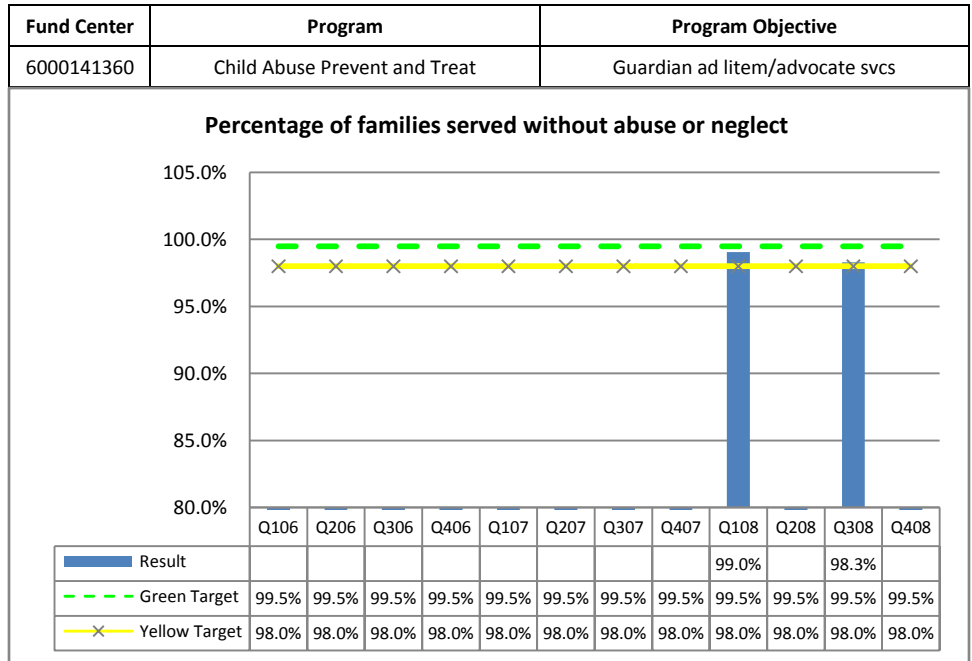
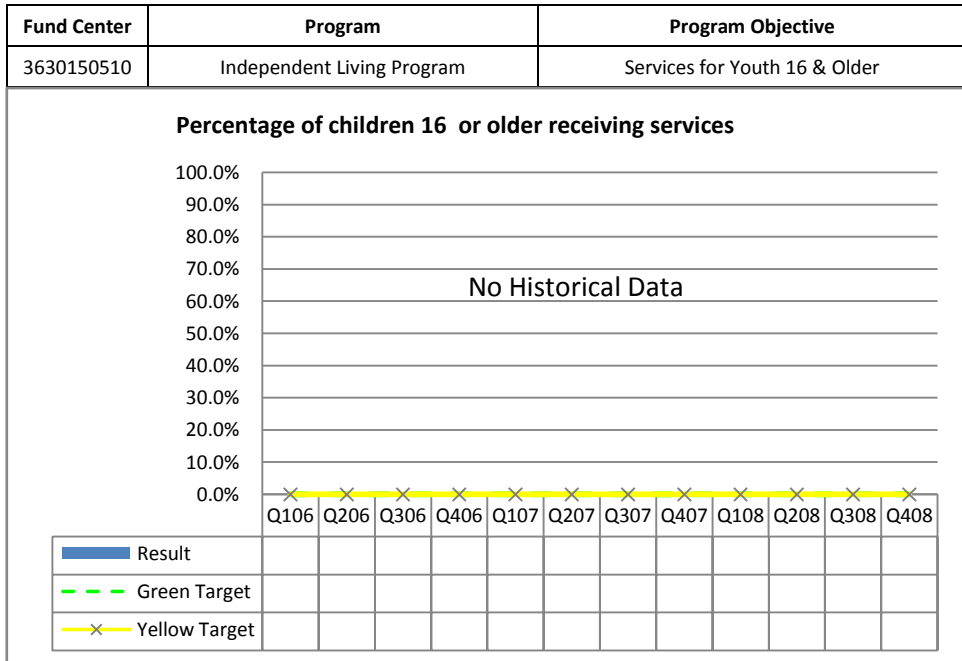
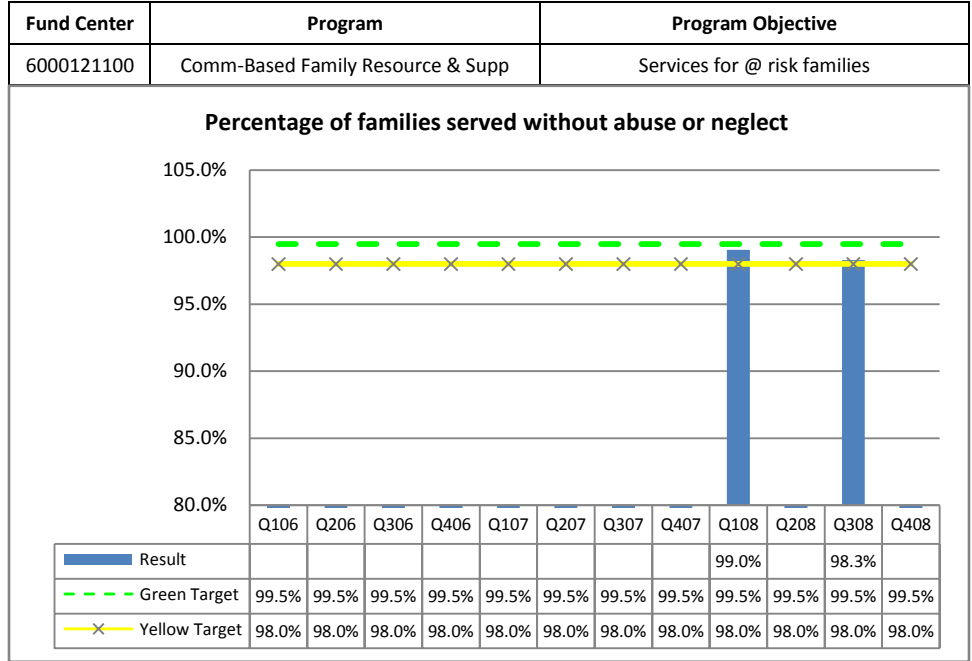
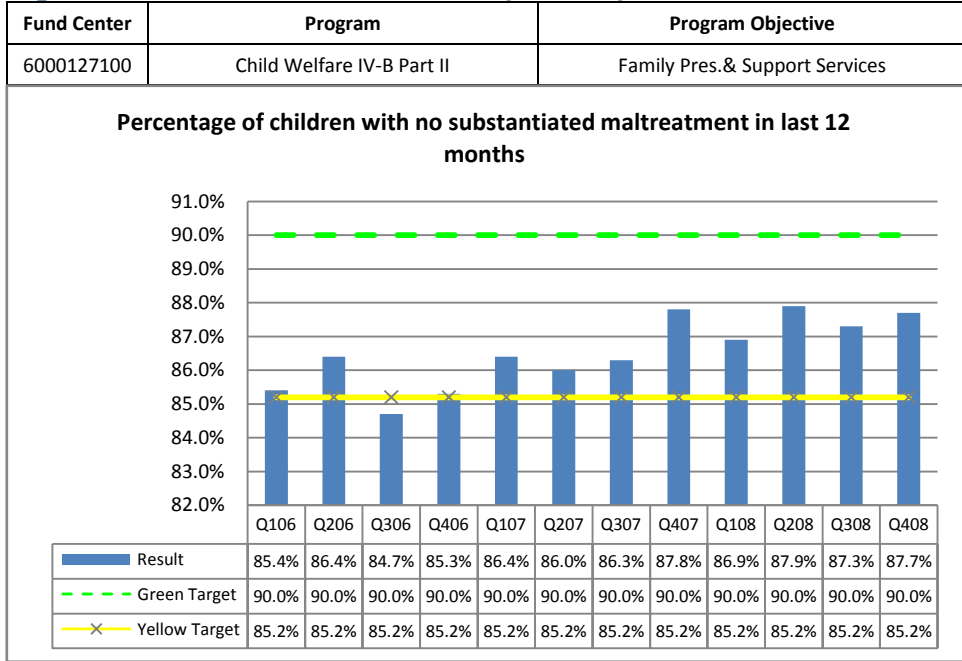


Fund Center	Program	Program Objective
3500185710	Foster Care	Treat children out of home

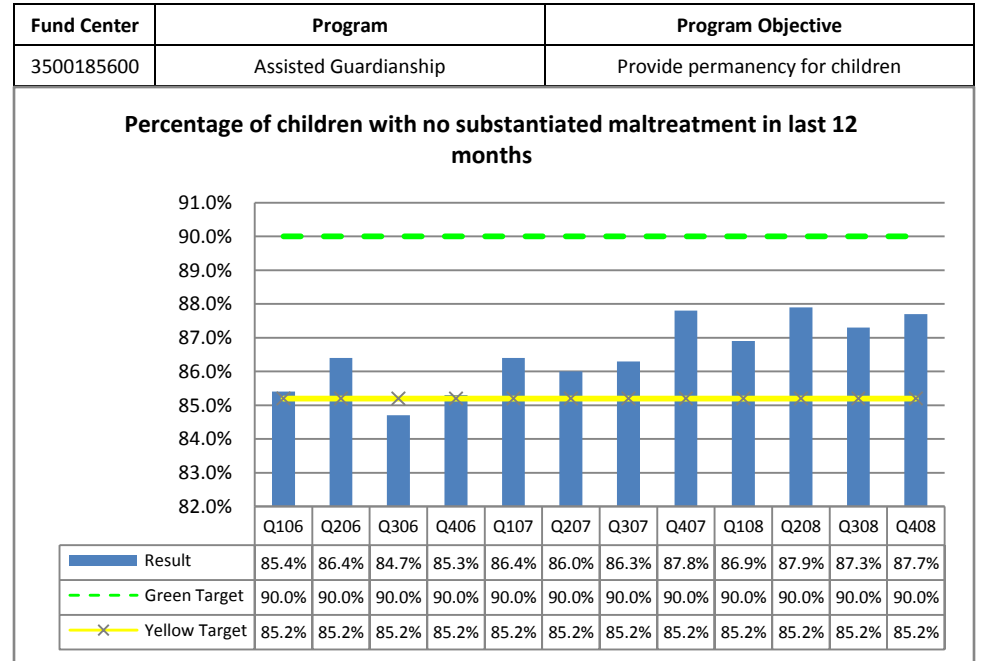
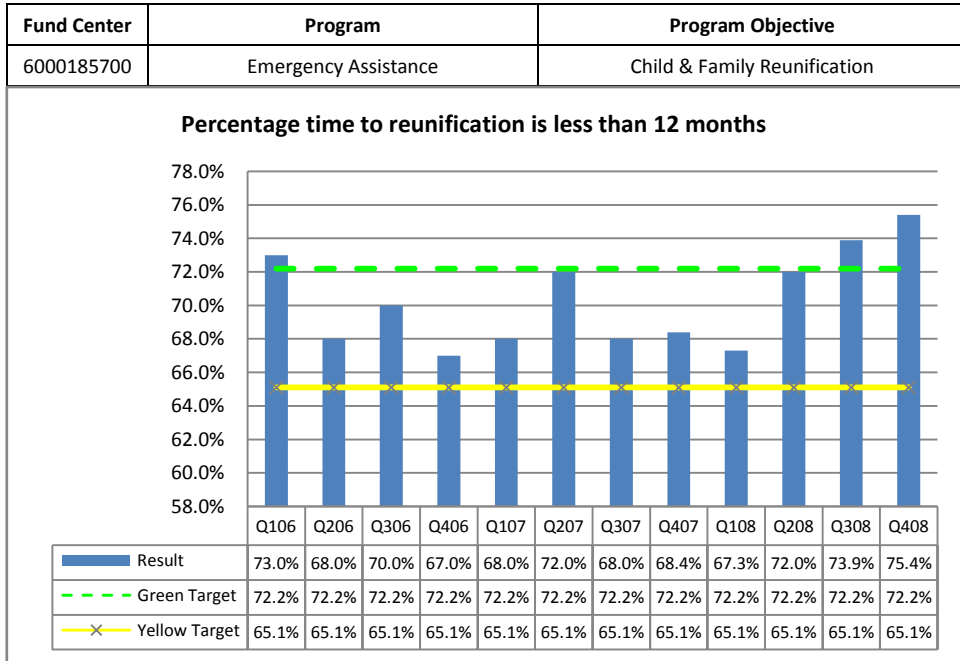
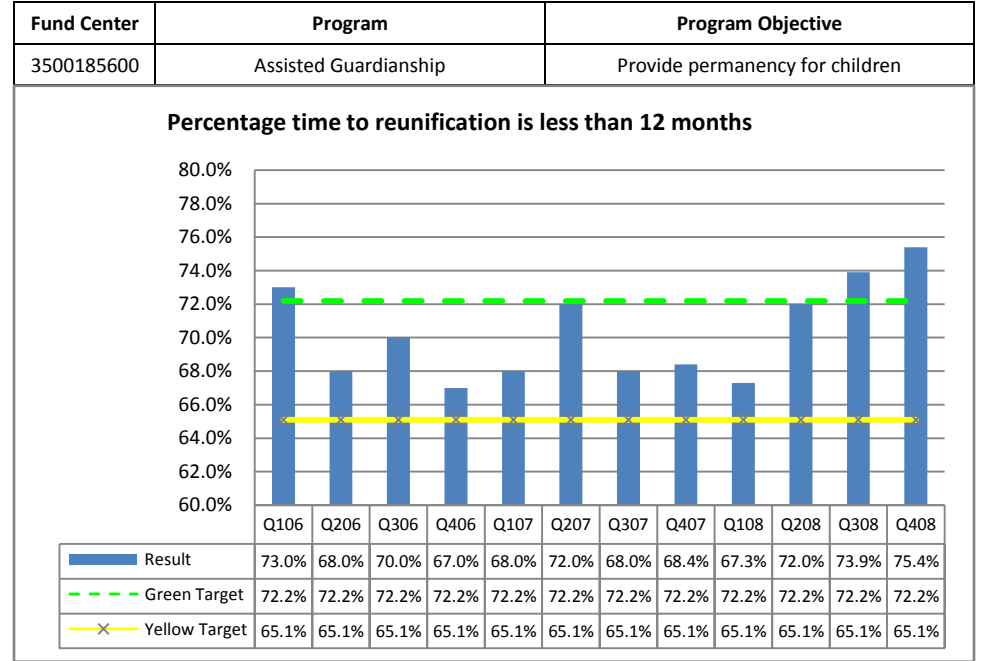
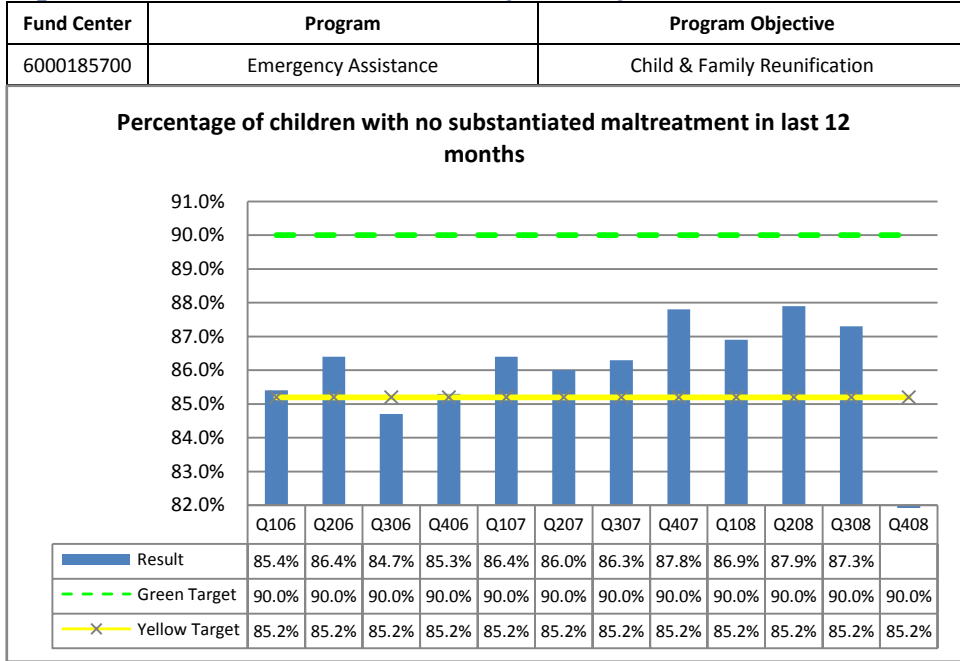
Percentage of children with no substantiated maltreatment in last 12 months



# Department of Child Services (cont'd)

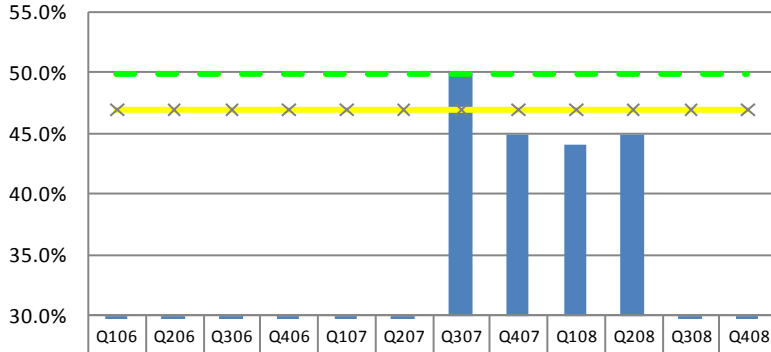


# Department of Child Services (cont'd)



Fund Center	Program	Program Objective
1000104000	DEPARTMENT OF HEALTH	Promote health of Indiana citizens

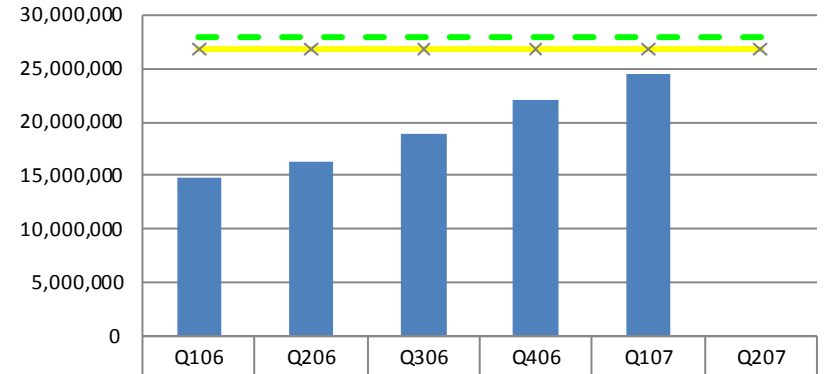
Pregnant female smokers age 18-24 who have quit or reduced smoking



	Q106	Q206	Q306	Q406	Q107	Q207	Q307	Q407	Q108	Q208	Q308	Q408
Result							50.0%	45.0%	44.1%	45.0%		
Green Target	50.0%	50.0%	50.0%	50.0%	50.0%	50.0%	50.0%	50.0%	50.0%	50.0%	50.0%	50.0%
Yellow Target	47.0%	47.0%	47.0%	47.0%	47.0%	47.0%	47.0%	47.0%	47.0%	47.0%	47.0%	47.0%

Fund Center	Program	Program Objective
1000104000	DEPARTMENT OF HEALTH	Promote health of Indiana citizens

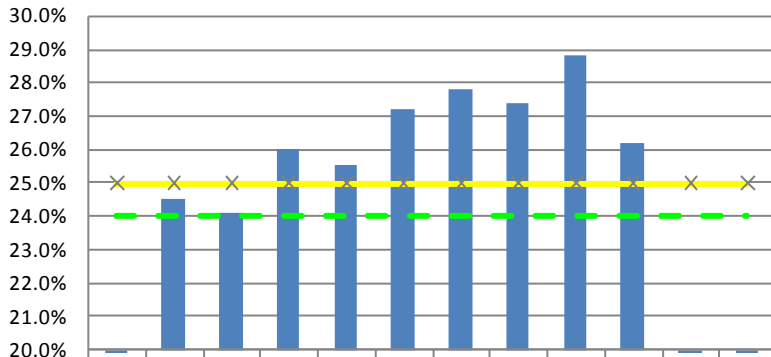
Vaccinations for active patients in CHIRP



	Q106	Q206	Q306	Q406	Q107	Q207
Result	14,736,330	16,245,214	18,735,301	21,995,523	24,350,036	
Green Target	28,002,541	28,002,541	28,002,541	28,002,541	28,002,541	28,002,541
Yellow Target	26,785,040	26,785,040	26,785,040	26,785,040	26,785,040	26,785,040

Fund Center	Program	Program Objective
1000104000	DEPARTMENT OF HEALTH	Promote health of Indiana citizens

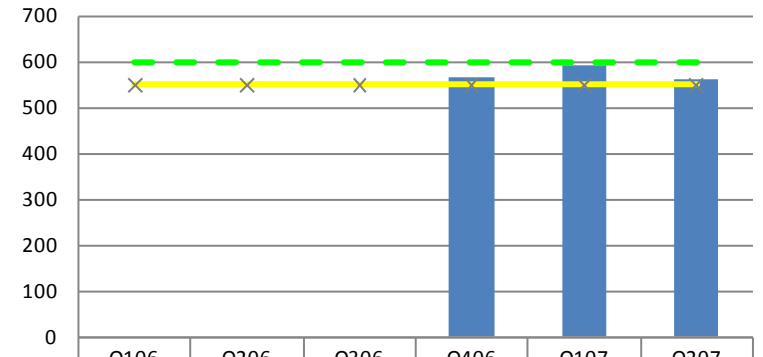
Adults Classified as Obese by % of Body Mass Index



	2000	2001	2002	2003	2004	2005	2006	2007	Q108	Q208	Q308	Q408
Result		24.5%	24.1%	26.0%	25.5%	27.2%	27.8%	27.4%	28.8%	26.2%		
Green Target	24.0%	24.0%	24.0%	24.0%	24.0%	24.0%	24.0%	24.0%	24.0%	24.0%	24.0%	24.0%
Yellow Target	25.0%	25.0%	25.0%	25.0%	25.0%	25.0%	25.0%	25.0%	25.0%	25.0%	25.0%	25.0%

Fund Center	Program	Program Objective
1000101530	CANCER EDUC. AND DIAG. - BREAST	Reduce burden of breast cancer

Number of eligible women screened with available resources

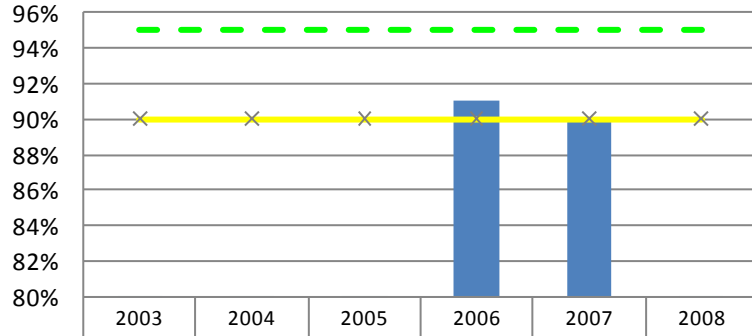


	Q106	Q206	Q306	Q406	Q107	Q207
Result				564	593	561
Green Target	600	600	600	600	600	600
Yellow Target	550	550	550	550	550	550

# State Department of Health (cont'd)

Fund Center	Program	Program Objective
1000101530	CANCER EDUC. AND DIAG. - BREAST	Reduce burden of breast cancer

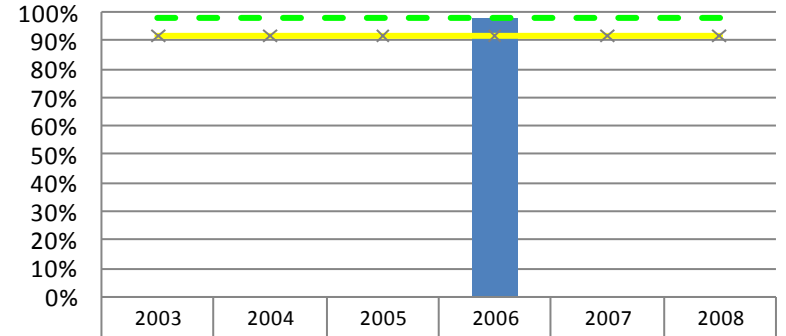
**Percentage of women who have their abnormal breast screening result diagnosed within 60 days**



	2003	2004	2005	2006	2007	2008
Result				91%	90%	
Green Target	95%	95%	95%	95%	95%	95%
Yellow Target	90%	90%	90%	90%	90%	90%

Fund Center	Program	Program Objective
1000104060	CANCER REGISTRY	Collect cancer statistics

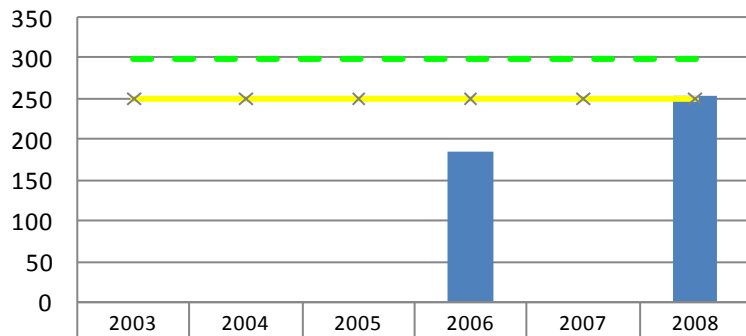
**Percentage of new cancer cases collected in the state cancer registry per CDC requirements**



	2003	2004	2005	2006	2007	2008
Result				98%		
Green Target	98%	98%	98%	98%	98%	98%
Yellow Target	92%	92%	92%	92%	92%	92%

Fund Center	Program	Program Objective
1000101570	CANCER EDUC. AND DIAG. - PROSTATE	Reduce burden of prostate cancer

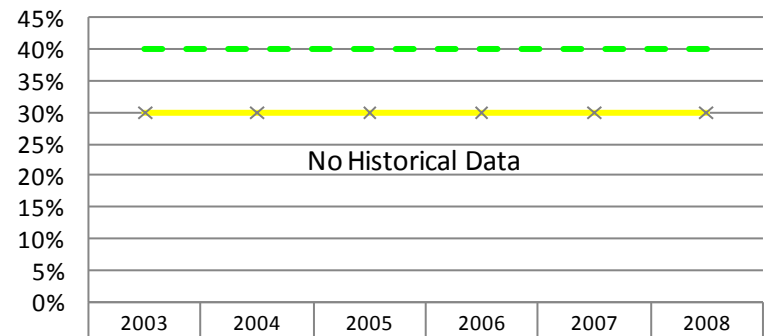
**Number of men attending local prostate cancer education workshops**



	2003	2004	2005	2006	2007	2008
Result				186		253
Green Target	300	300	300	300	300	300
Yellow Target	250	250	250	250	250	250

Fund Center	Program	Program Objective
3610103500	ADDRESSING ASTHMA	Reduce burden of asthma

**Percent of "Winning with Asthma" program participants who increase their knowledge of asthma and disease management**



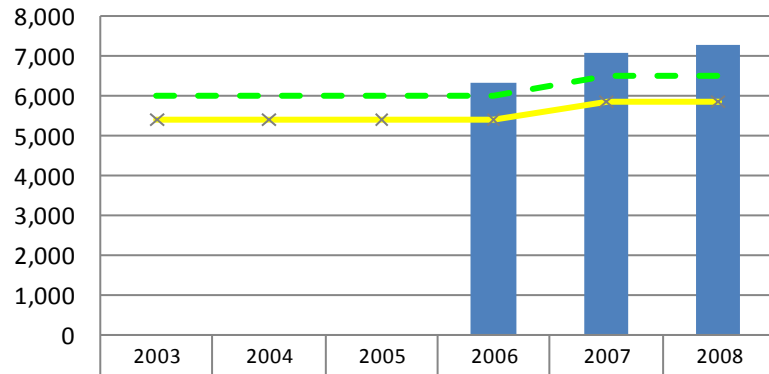
	2003	2004	2005	2006	2007	2008
Result						
Green Target	40%	40%	40%	40%	40%	40%
Yellow Target	30%	30%	30%	30%	30%	30%



# State Department of Health (cont'd)

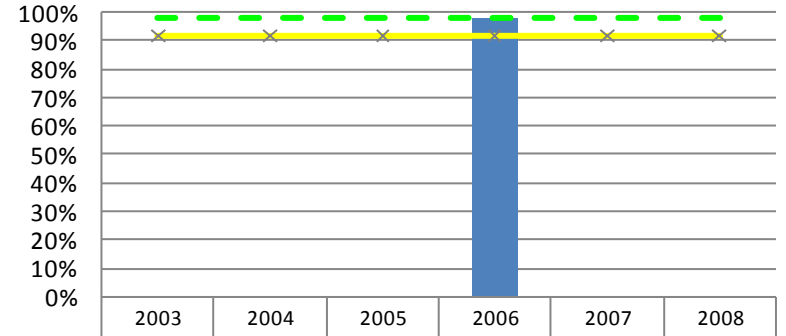
Fund Center	Program	Program Objective
1000101570	CANCER EDUC. AND DIAG. - PROSTATE	Reduce burden of prostate cancer

**Number of eligible women screened**



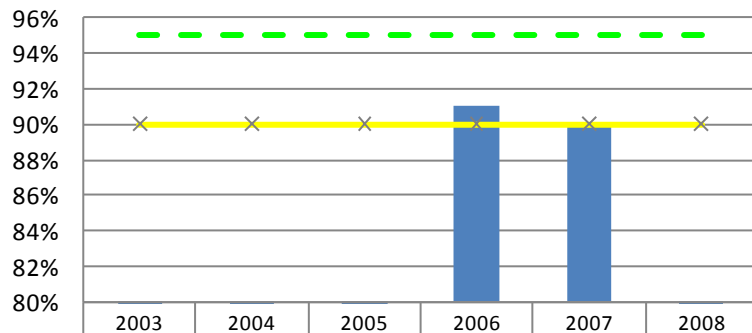
Fund Center	Program	Program Objective
3610131700	FEDERALLY ENHANCED CANCER REGISTRY	Collect cancer statistics

**Percentage of new cancer cases collected in the state cancer registry per CDC requirements**



Fund Center	Program	Program Objective
3610131300	BREAST & CERVICAL CANCER	Reduce burden of breast/cervical

**Percentage of women who have their abnormal breast screening result diagnosed within 60 days**



Fund Center	Program	Program Objective
3610141300	HEALTH PROGRAM FOR REFUGEES	Promote refugee health

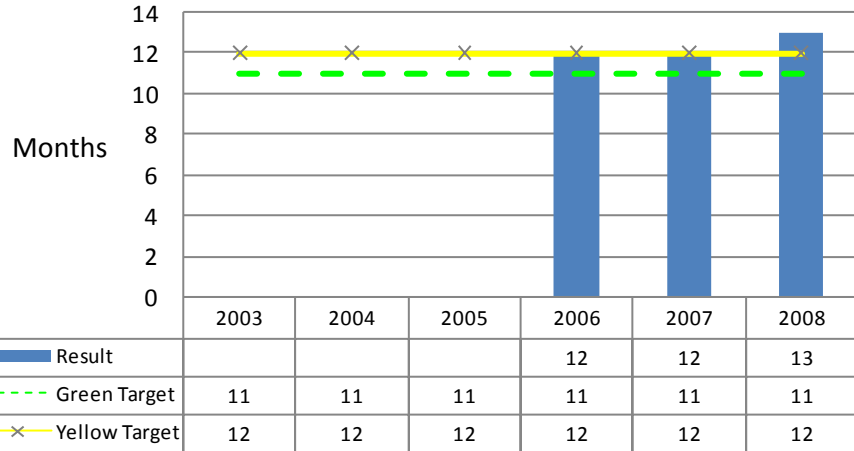
**Percentage of refugee health screenings initiated within 30 days of arrival**



# State Department of Health (cont'd)

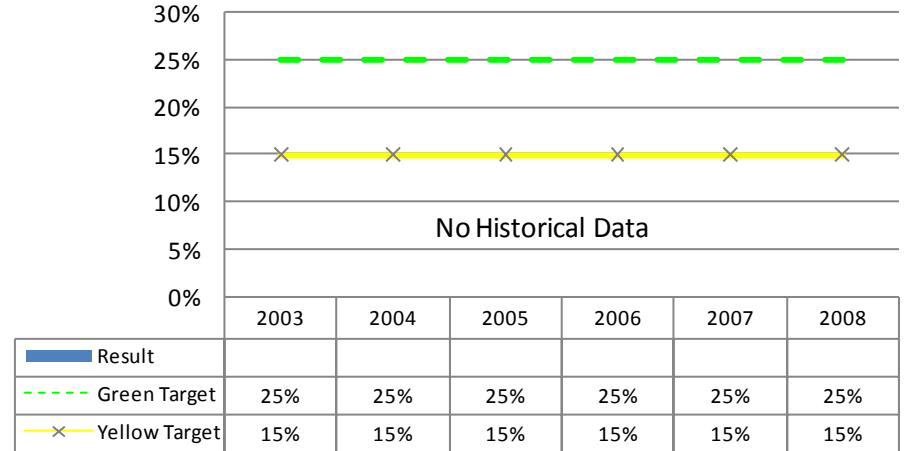
Fund Center	Program	Program Objective
3610142200	BEHAVE RSK FCTR SURV SYS GRT	Annual publication

**Decrease the time to publication of the annual BRFSS state report**



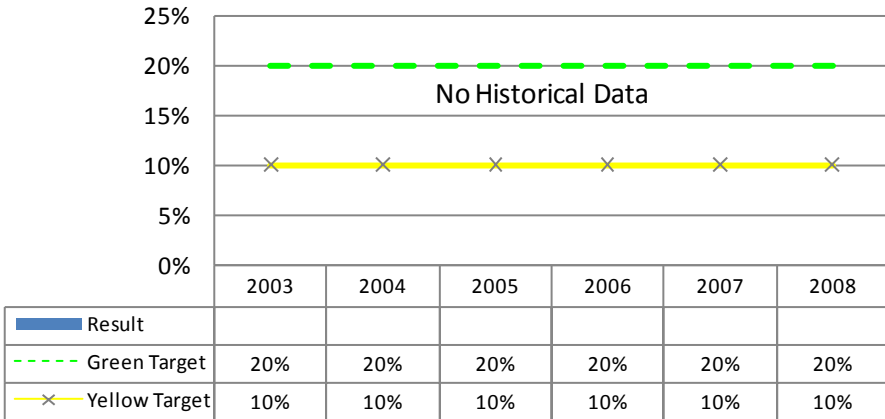
Fund Center	Program	Program Objective
3610147100	DIABETES GRANT	Reduce burden of diabetes

**Percent of Indiana seniors attending the "Living a Healthy Life with Chronic Disease" Program who decrease their fatigue levels**



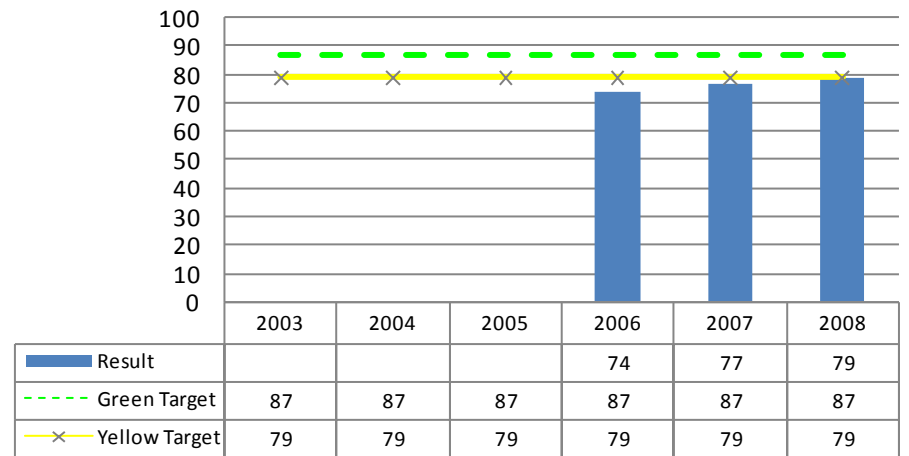
Fund Center	Program	Program Objective
3610147100	DIABETES GRANT	Reduce burden of diabetes

**Percent of Indiana seniors attending the "Living a Healthy Life with Chronic Disease" Program who increase their physical activity levels**



Fund Center	Program	Program Objective
3610154300	COMPREHENSIVE CANCER CONTROL	Reduce burden of cancer

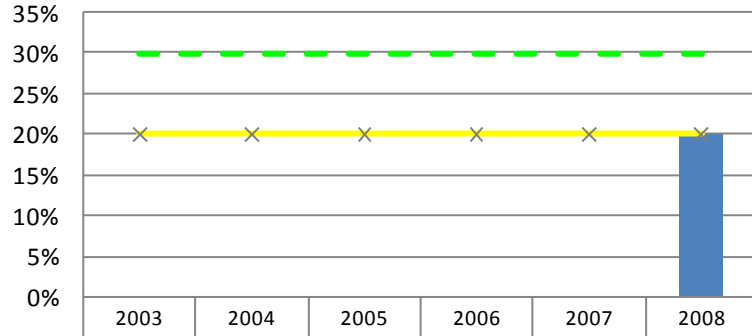
**Number of partnerships represented on the Indiana Cancer Consortium**



# State Department of Health (cont'd)

Fund Center	Program	Program Objective
3610154300	COMPREHENSIVE CANCER CONTROL	Reduce burden of cancer

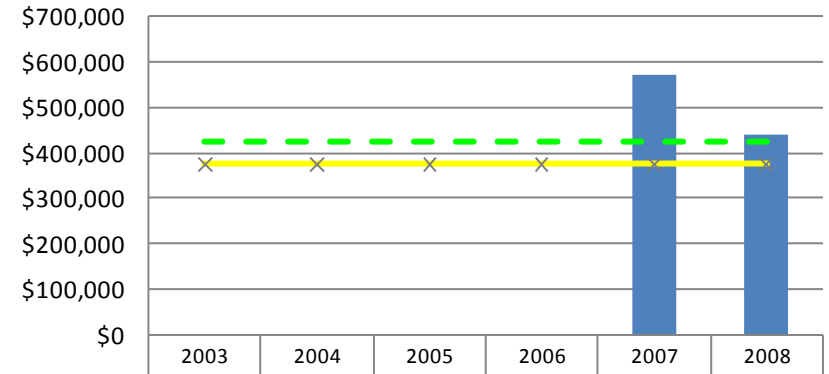
**Percentage of counties represented on the Indiana Cancer Consortium**



	2003	2004	2005	2006	2007	2008
Result						20%
Green Target	30%	30%	30%	30%	30%	30%
Yellow Target	20%	20%	20%	20%	20%	20%

Fund Center	Program	Program Objective
1000101010	DONATED DENTAL SERVICES	Secure dental care for clientele

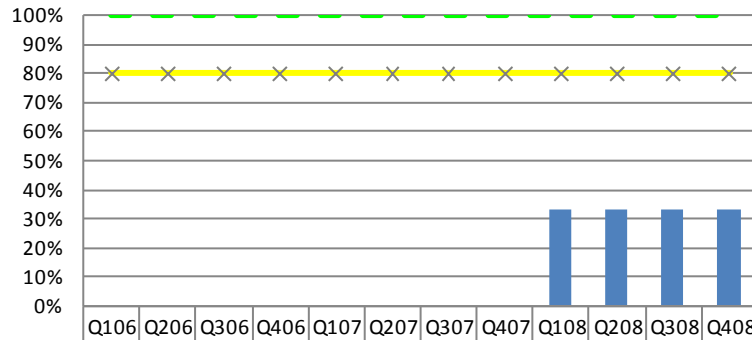
**Value of treatment of donated dental services**



	2003	2004	2005	2006	2007	2008
Result					\$574,307	\$441,901
Green Target	\$425,000	\$425,000	\$425,000	\$425,000	\$425,000	\$425,000
Yellow Target	\$375,615	\$375,615	\$375,615	\$375,615	\$375,615	\$375,615

Fund Center	Program	Program Objective
3610156160	VIRAL HEPATITIS PREVENTION	Hepatitis education

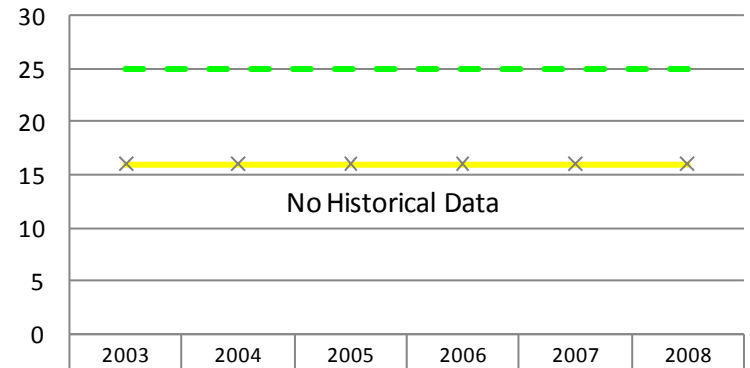
**Percentage of providers trained through the Adult Viral Hepatitis Prevention Program**



	Q106	Q206	Q306	Q406	Q107	Q207	Q307	Q407	Q108	Q208	Q308	Q408
Result									33%	33%	33%	33%
Green Target	100%	100%	100%	100%	100%	100%	100%	100%	100%	100%	100%	100%
Yellow Target	80%	80%	80%	80%	80%	80%	80%	80%	80%	80%	80%	80%

Fund Center	Program	Program Objective
3610104280	STATE SENIORS FARMERS MARKET	Increase access to local foods

**Number of participating sites**

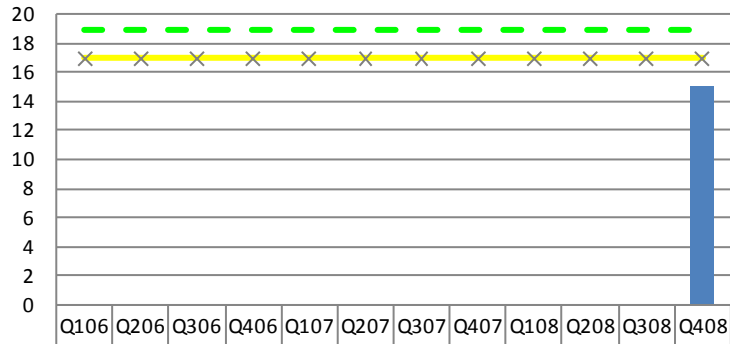


	2003	2004	2005	2006	2007	2008
Result						
Green Target	25	25	25	25	25	25
Yellow Target	16	16	16	16	16	16

# State Department of Health (cont'd)

Fund Center	Program	Program Objective
3010140210	STATE TRAUMA REGISTRY	Establish trauma registry

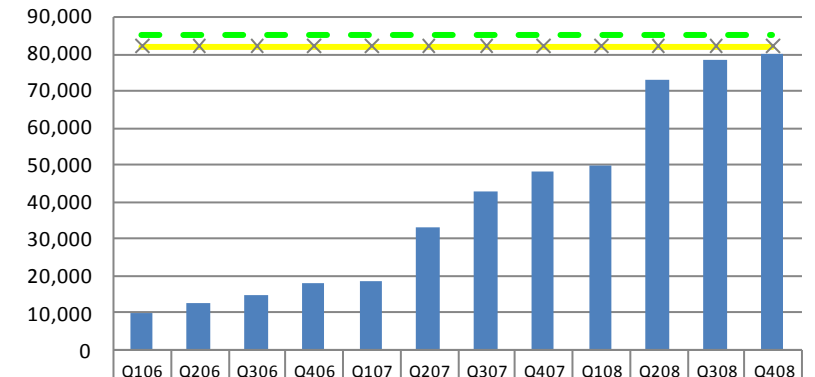
**Number of Critical Access Hospitals participating in trauma registry pilot**



	Q106	Q206	Q306	Q406	Q107	Q207	Q307	Q407	Q108	Q208	Q308	Q408
Result												15
Green Target	19	19	19	19	19	19	19	19	19	19	19	19
Yellow Target	17	17	17	17	17	17	17	17	17	17	17	17

Fund Center	Program	Program Objective
6000142240	IN GOV COUNCIL FOR PHYS FIT AND SPORTS	Improve health of Hoosiers


**Number of INShape Indiana enrollees**



	Q106	Q206	Q306	Q406	Q107	Q207	Q307	Q407	Q108	Q208	Q308	Q408
Result	10,000	13,000	15,000	18,000	19,000	33,000	43,000	48,000	50,000	73,000	78,000	80,000
Green Target	85,000	85,000	85,000	85,000	85,000	85,000	85,000	85,000	85,000	85,000	85,000	85,000
Yellow Target	82,000	82,000	82,000	82,000	82,000	82,000	82,000	82,000	82,000	82,000	82,000	82,000

Fund Center	Program	Program Objective
3610142180	MARION COUNTY HIV CARE GRANT	Increase impact of HIV therapy

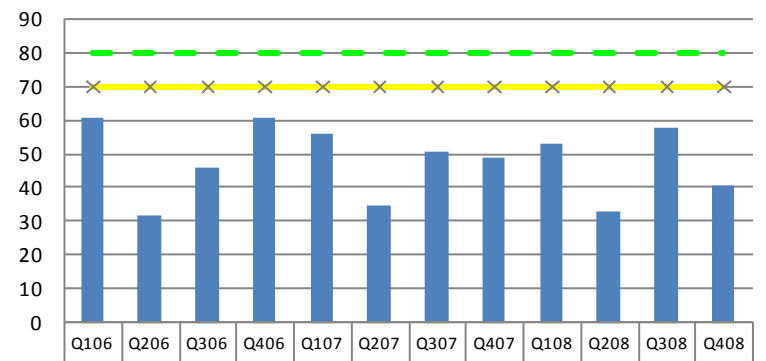
**HIV service recipients' adherence to anti-retroviral therapy**



	2003	2004	2005	2006	2007	2008
Result				70%	80%	80%
Green Target	85%	85%	85%	85%	85%	85%
Yellow Target	80%	80%	80%	80%	80%	80%

Fund Center	Program	Program Objective
3610131600	MAMMOGRAPHY INSPECTION PROGRAM	Ensure safe mammography equipment

**Number of mammography machine and facilities inspections for FDA compliance**

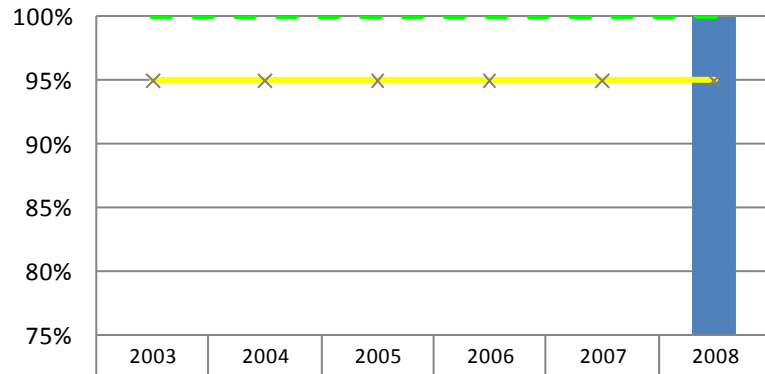


	Q106	Q206	Q306	Q406	Q107	Q207	Q307	Q407	Q108	Q208	Q308	Q408
Result	61	32	46	61	56	35	51	49	53	33	58	41
Green Target	80	80	80	80	80	80	80	80	80	80	80	80
Yellow Target	70	70	70	70	70	70	70	70	70	70	70	70

# State Department of Health (cont'd)

Fund Center	Program	Program Objective
3610101550	CNTRY ORIGIN LABEL-RETAIL	Ensure retail food origin labeling

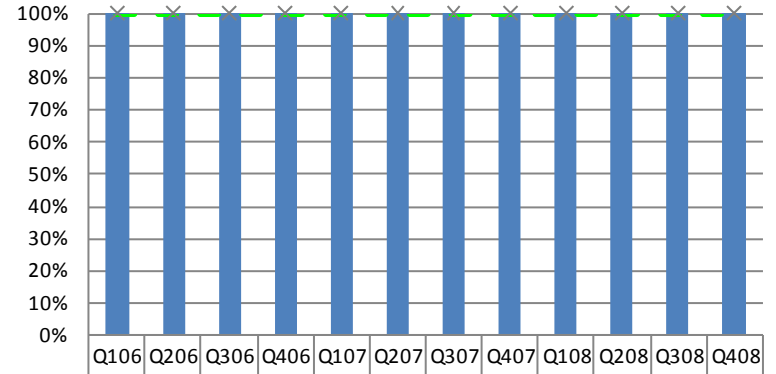
**Complete required inspections**



	2003	2004	2005	2006	2007	2008
Result						100%
Green Target	100%	100%	100%	100%	100%	100%
Yellow Target	95%	95%	95%	95%	95%	95%

Fund Center	Program	Program Objective
6860142190	LEAD ACCREDITATION PROGRAM (AIR)	Satisfactory collection

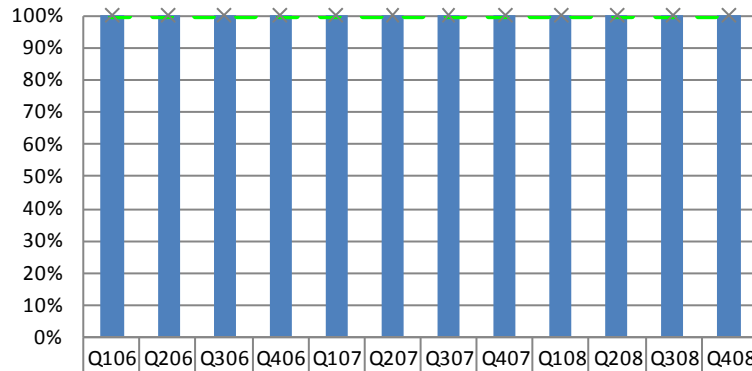
**Percentage of satisfactory revenue collections**



	Q106	Q206	Q306	Q406	Q107	Q207	Q307	Q407	Q108	Q208	Q308	Q408
Result	100%	100%	100%	100%	100%	100%	100%	100%	100%	100%	100%	100%
Green Target	100%	100%	100%	100%	100%	100%	100%	100%	100%	100%	100%	100%
Yellow Target	100%	100%	100%	100%	100%	100%	100%	100%	100%	100%	100%	100%

Fund Center	Program	Program Objective
3610133300	FOOD EMERGENCY RESPONSE NETWO	Conduct USDA-FSIS funded research

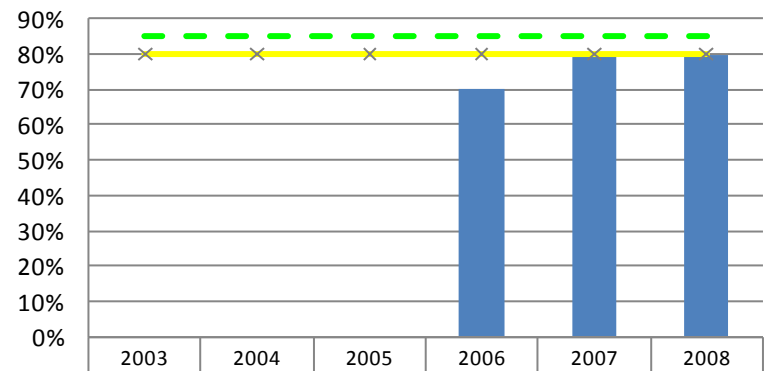
**Completion of 100% of funded tasks/research projects**



	Q106	Q206	Q306	Q406	Q107	Q207	Q307	Q407	Q108	Q208	Q308	Q408
Result	100%	100%	100%	100%	100%	100%	100%	100%	100%	100%	100%	100%
Green Target	100%	100%	100%	100%	100%	100%	100%	100%	100%	100%	100%	100%
Yellow Target	100%	100%	100%	100%	100%	100%	100%	100%	100%	100%	100%	100%

Fund Center	Program	Program Objective
1000108620	HIV/AIDS SERVICES	Increase impact of HIV therapy

**HIV service recipients' adherence to anti-retroviral therapy**

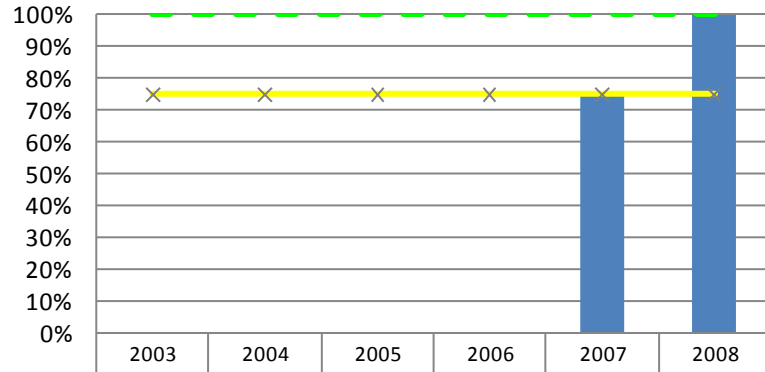


	2003	2004	2005	2006	2007	2008
Result				70%	80%	80%
Green Target	85%	85%	85%	85%	85%	85%
Yellow Target	80%	80%	80%	80%	80%	80%

# State Department of Health (cont'd)

Fund Center	Program	Program Objective
1000121600	AIDS EDUCATION	Provide AIDS education

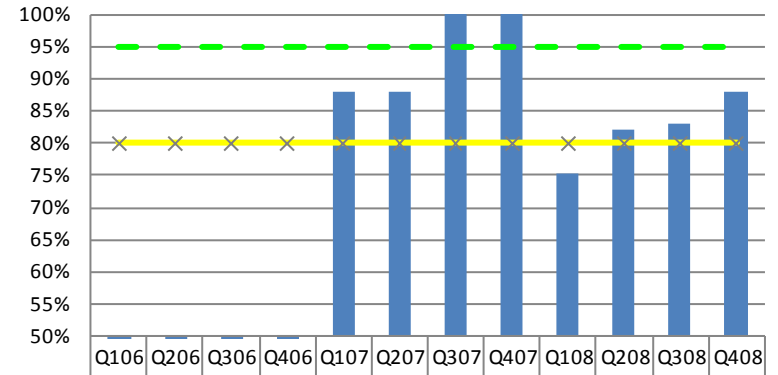
**Increase funding of Community Action Groups**



	2003	2004	2005	2006	2007	2008
Result					75%	100%
Green Target	100%	100%	100%	100%	100%	100%
Yellow Target	75%	75%	75%	75%	75%	75%

Fund Center	Program	Program Objective
3610133400	SURVEILLANCE OF HIV/AIDS	Monitor AIDS/HIV prevalence

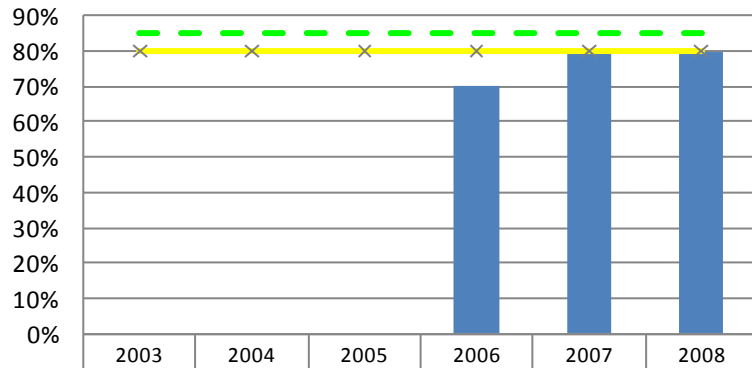
**Percentage of HIV/AIDS data requests filled within 2 days**



	Q106	Q206	Q306	Q406	Q107	Q207	Q307	Q407	Q108	Q208	Q308	Q408
Result					88%	88%	100%	100%	75%	82%	83%	88%
Green Target	95%	95%	95%	95%	95%	95%	95%	95%	95%	95%	95%	95%
Yellow Target	80%	80%	80%	80%	80%	80%	80%	80%	80%	80%	80%	80%

Fund Center	Program	Program Objective
3610130900	AIDS CARE COORDINATION	Increase impact of HIV therapy

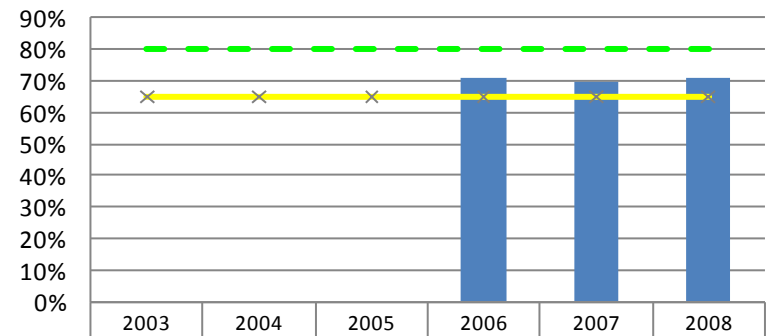
**HIV service recipients' adherence to anti-retroviral therapy**



	2003	2004	2005	2006	2007	2008
Result				70%	80%	80%
Green Target	85%	85%	85%	85%	85%	85%
Yellow Target	80%	80%	80%	80%	80%	80%

Fund Center	Program	Program Objective
3610141610	SEXUALLY TRANSMITTED DISEASE	Reduce STD incidence

**Percentage of primary and secondary syphilis cases adequately treated within 14 days of specimen collection date**

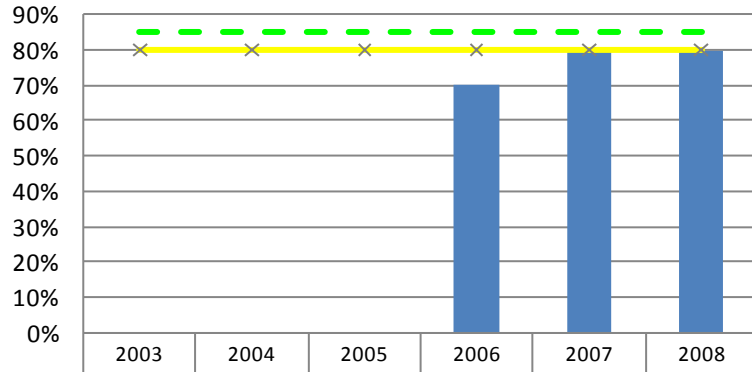


	2003	2004	2005	2006	2007	2008
Result				71%	70%	71%
Green Target	80%	80%	80%	80%	80%	80%
Yellow Target	65%	65%	65%	65%	65%	65%

# State Department of Health (cont'd)

Fund Center	Program	Program Objective
3610142700	HIV CARE GRANT	Increase impact of HIV therapy

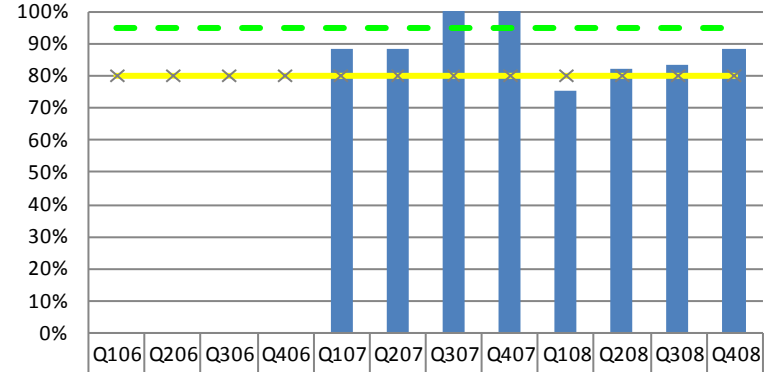
**HIV service recipients' adherence to anti-retroviral therapy**



	2003	2004	2005	2006	2007	2008
Result				70%	80%	80%
Green Target	85%	85%	85%	85%	85%	85%
Yellow Target	80%	80%	80%	80%	80%	80%

Fund Center	Program	Program Objective
3610144400	AIDS SURVEILLANCE	Monitor AIDS/HIV prevalence

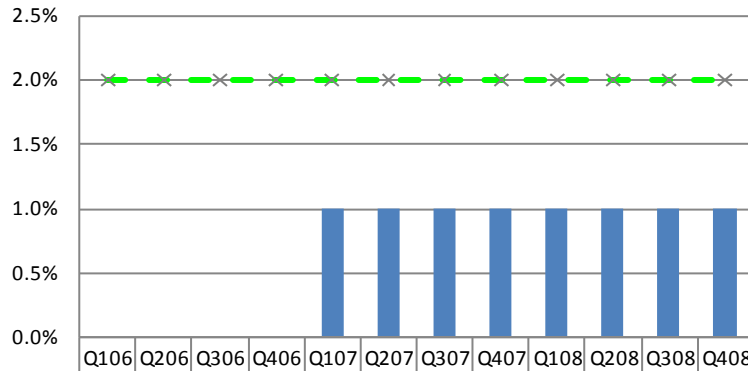
**Percentage of HIV/AIDS data requests filled within 2 days**



	Q106	Q206	Q306	Q406	Q107	Q207	Q307	Q407	Q108	Q208	Q308	Q408
Result					88%	88%	100%	100%	75%	82%	83%	88%
Green Target	95%	95%	95%	95%	95%	95%	95%	95%	95%	95%	95%	95%
Yellow Target	80%	80%	80%	80%	80%	80%	80%	80%	80%	80%	80%	80%

Fund Center	Program	Program Objective
3610144100	AIDS PREVENTION	Reduce HIV infections

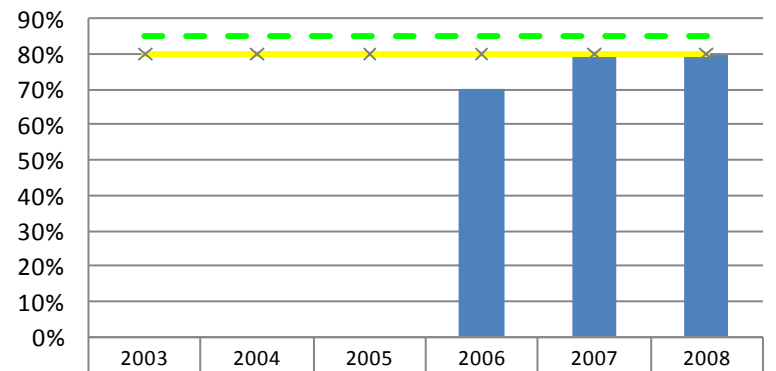
**Percentage of persons tested with an HIV seropositivity rate of 2%**



	Q106	Q206	Q306	Q406	Q107	Q207	Q307	Q407	Q108	Q208	Q308	Q408
Result					1%	1%	1%	1%	1%	1%	1%	1%
Green Target	2%	2%	2%	2%	2%	2%	2%	2%	2%	2%	2%	2%
Yellow Target	2%	2%	2%	2%	2%	2%	2%	2%	2%	2%	2%	2%

Fund Center	Program	Program Objective
3610148100	HIV SUBSTANCE ABUSE PROGRAM	Increase impact of HIV therapy

**HIV service recipients' adherence to anti-retroviral therapy**

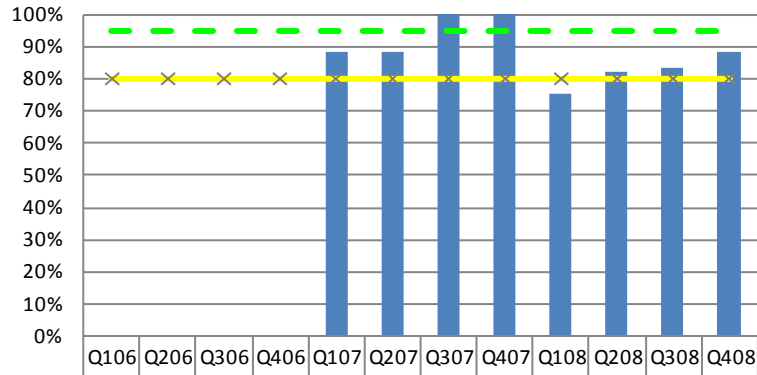


	2003	2004	2005	2006	2007	2008
Result				70%	80%	80%
Green Target	85%	85%	85%	85%	85%	85%
Yellow Target	80%	80%	80%	80%	80%	80%

# State Department of Health (cont'd)

Fund Center	Program	Program Objective
3610155600	MORBIDITY AND RISK BEHAVIOR SURVEIL	Monitor AIDS/HIV prevalence

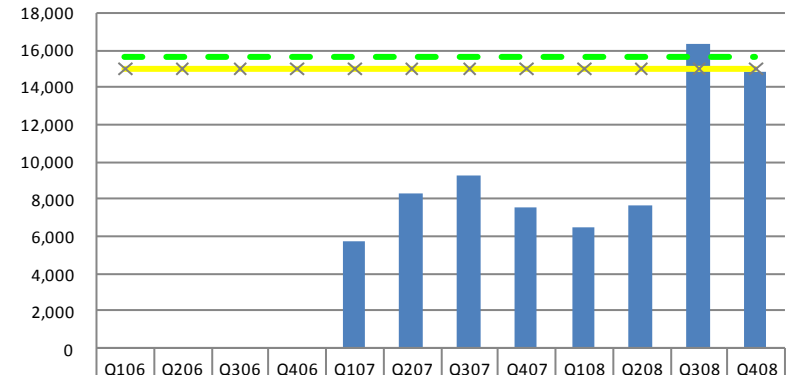
Percentage of HIV/AIDS data requests filled within 2 days



	Q106	Q206	Q306	Q406	Q107	Q207	Q307	Q407	Q108	Q208	Q308	Q408
Result					88%	88%	100%	100%	75%	82%	83%	88%
Green Target	95%	95%	95%	95%	95%	95%	95%	95%	95%	95%	95%	95%
Yellow Target	80%	80%	80%	80%	80%	80%	80%	80%	80%	80%	80%	80%

Fund Center	Program	Program Objective
3610142300	IMMUNIZATION PROGRAM	Increase immunization of children

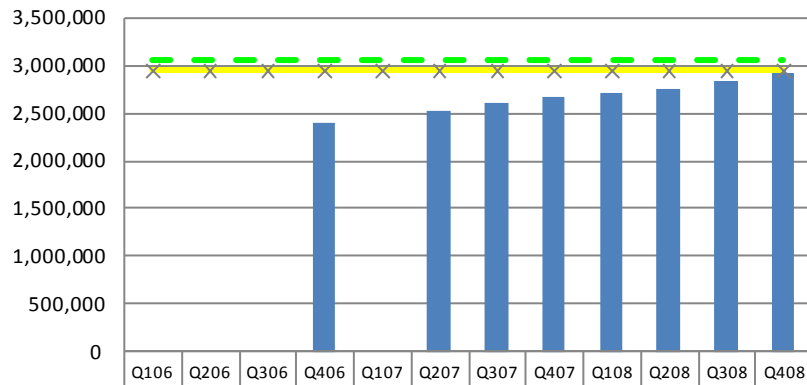
Number of providers participating in CHIRP registry



	Q106	Q206	Q306	Q406	Q107	Q207	Q307	Q407	Q108	Q208	Q308	Q408
Result					5,755	8,284	9,295	7,606	6,496	7,683	16,341	14,848
Green Target	15,590	15,590	15,590	15,590	15,590	15,590	15,590	15,590	15,590	15,590	15,590	15,590
Yellow Target	14,996	14,996	14,996	14,996	14,996	14,996	14,996	14,996	14,996	14,996	14,996	14,996

Fund Center	Program	Program Objective
3610142300	IMMUNIZATION PROGRAM	Increase immunization of children

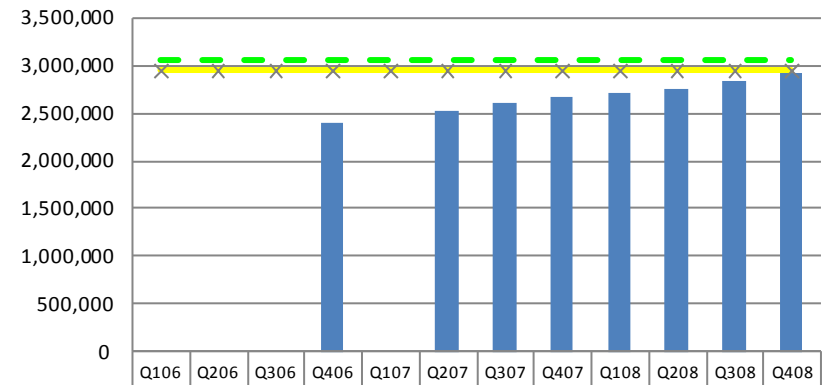
Number of active patients in CHIRP



	Q106	Q206	Q306	Q406	Q107	Q207	Q307	Q407	Q108	Q208	Q308	Q408
Result				2,400		2,519	2,593	2,666	2,706	2,759	2,837	2,914
Green Target	3,060	3,060	3,060	3,060	3,060	3,060	3,060	3,060	3,060	3,060	3,060	3,060
Yellow Target	2,943	2,943	2,943	2,943	2,943	2,943	2,943	2,943	2,943	2,943	2,943	2,943

Fund Center	Program	Program Objective
5310142250	INDIANA CHECK-UP PLAN IMMUNIZATION	Increase immunization of children

Number of active patients in CHIRP



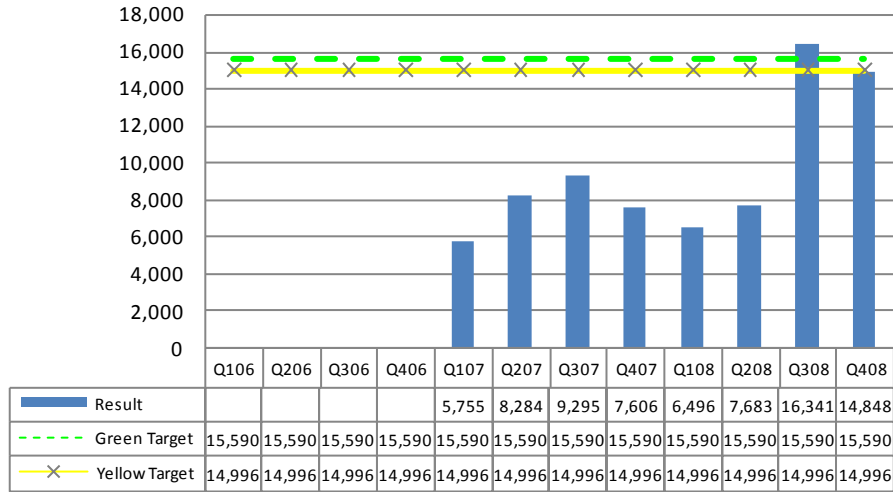
	Q106	Q206	Q306	Q406	Q107	Q207	Q307	Q407	Q108	Q208	Q308	Q408
Result				2,400		2,519	2,593	2,666	2,706	2,759	2,837	2,914
Green Target	3,060	3,060	3,060	3,060	3,060	3,060	3,060	3,060	3,060	3,060	3,060	3,060
Yellow Target	2,943	2,943	2,943	2,943	2,943	2,943	2,943	2,943	2,943	2,943	2,943	2,943



# State Department of Health (cont'd)

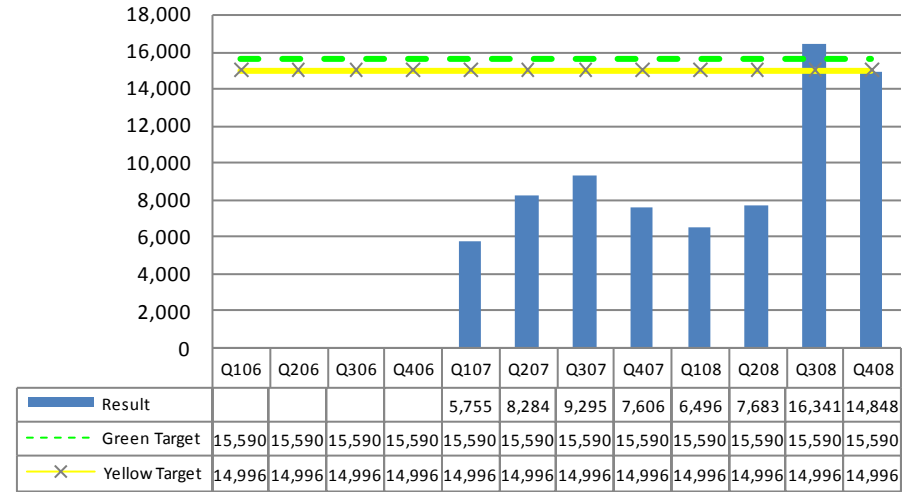
Fund Center	Program	Program Objective
5310142250	INDIANA CHECK-UP PLAN IMMUNIZATION	Increase immunization of children

**Number of providers participating in CHIRP registry**



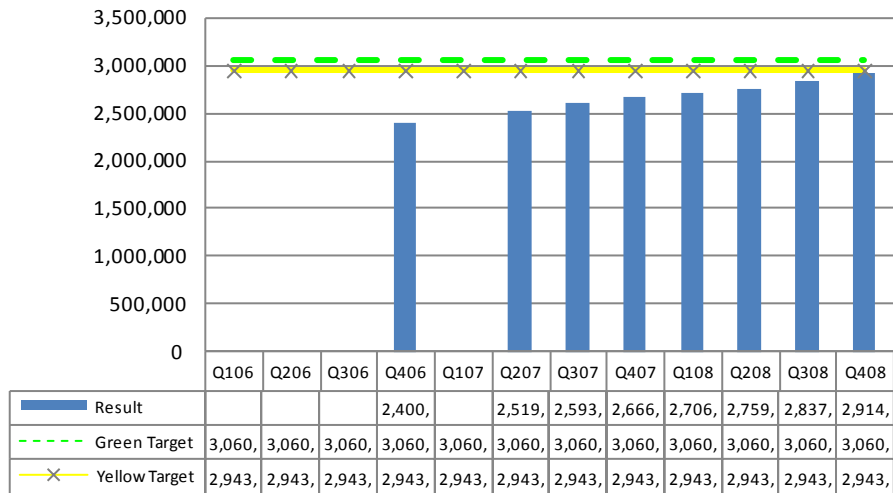
Fund Center	Program	Program Objective
6000142230	IMMUNIZATION/VACCINES	Increase immunization of children

**Number of providers participating in CHIRP registry**



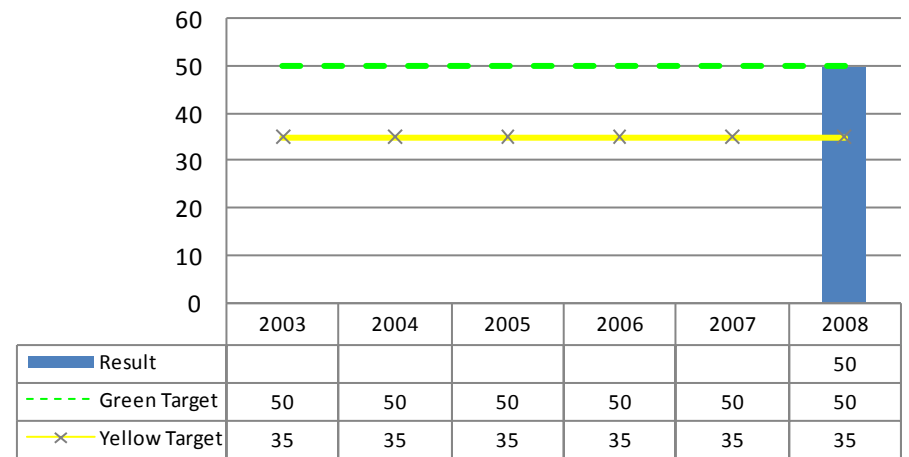
Fund Center	Program	Program Objective
6000142230	IMMUNIZATION/VACCINES	Increase immunization of children

**Number of active patients in CHIRP**



Fund Center	Program	Program Objective
3610143110	STATE INDOOR RADON GRANT PROGRAM	Radon awareness

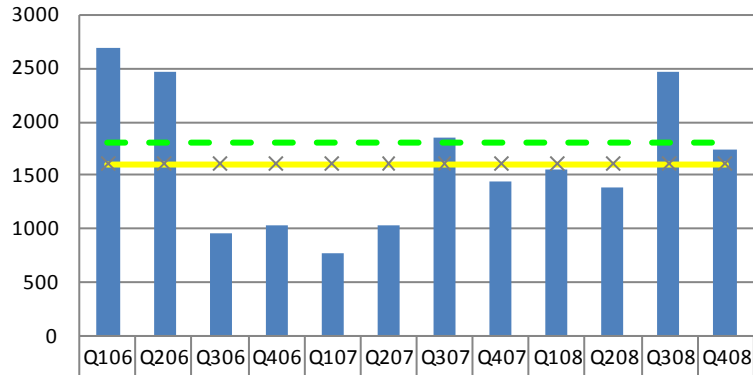
**Number of attendees at Master Home Environmentalist trainings**



# State Department of Health (cont'd)

Fund Center	Program	Program Objective
6000142220	CHILDHOOD LEAD/ABELS PROGRAM	Lead poisoning testing

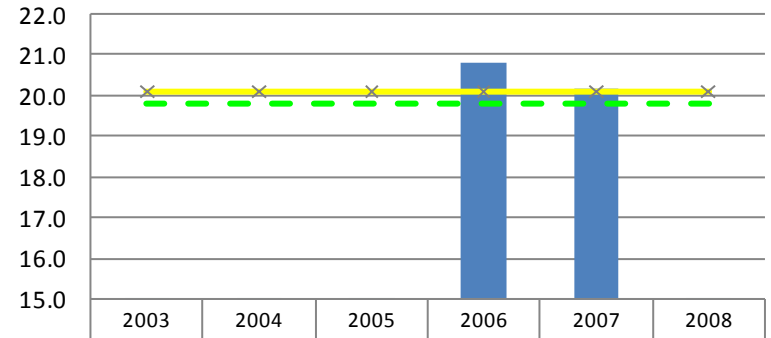
Number of adults tested for lead poisoning using a blood level test



	Q106	Q206	Q306	Q406	Q107	Q207	Q307	Q407	Q108	Q208	Q308	Q408
Result	2680	2461	943	1017	760	1017	1838	1428	1555	1371	2451	1742
Green Target	1800	1800	1800	1800	1800	1800	1800	1800	1800	1800	1800	1800
Yellow Target	1605	1605	1605	1605	1605	1605	1605	1605	1605	1605	1605	1605

Fund Center	Program	Program Objective
1000108510	PROJECT RESPECT	Promote abstinence

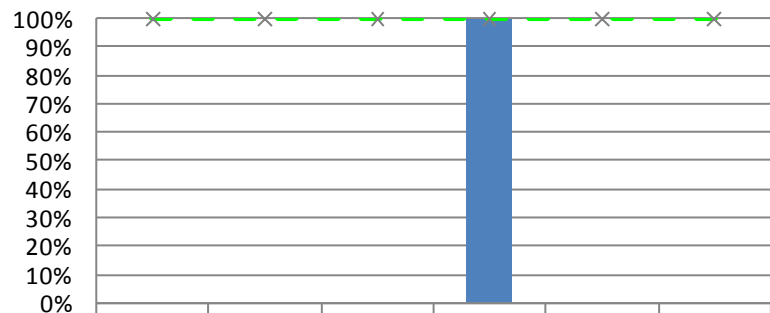
The rate of births to teenagers aged 15-17 years (per 1,000 female in the population)



	2003	2004	2005	2006	2007	2008
Result				20.8	20.2	
Green Target	19.8	19.8	19.8	19.8	19.8	19.8
Yellow Target	20.1	20.1	20.1	20.1	20.1	20.1

Fund Center	Program	Program Objective
1000101650	SICKLE CELL PROGRAM	Reduce burden of sickle cell anemia

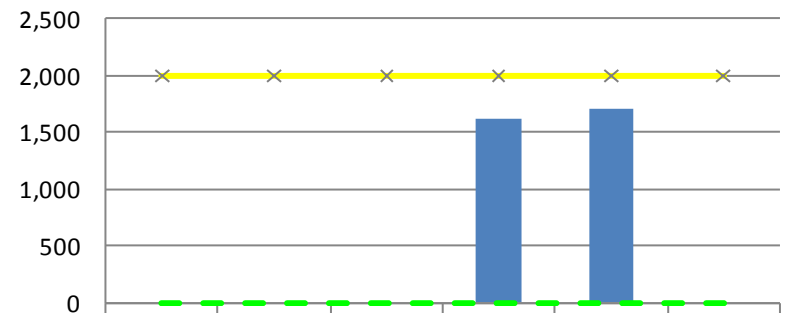
Percentage of Indiana newborns diagnosed with sickle cell disease that receive appropriate follow-up services



	2003	2004	2005	2006	2007	2008
Result				100%		
Green Target	100%	100%	100%	100%	100%	100%
Yellow Target	100%	100%	100%	100%	100%	100%

Fund Center	Program	Program Objective
1000108630	TEST FOR DRUG AFFLICTED BABIES	Protect drug-afflicted babies

Number of tests submitted to the lab that meet the state specified criteria

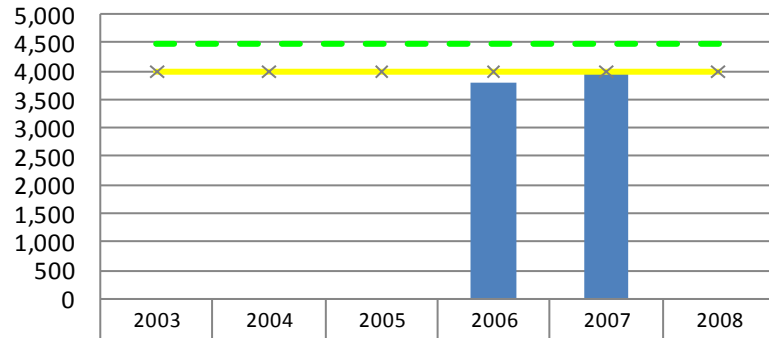


	2003	2004	2005	2006	2007	2008
Result				1614	1702	
Green Target	0	0	0	0	0	0
Yellow Target	2000	2000	2000	2000	2000	2000

# State Department of Health (cont'd)

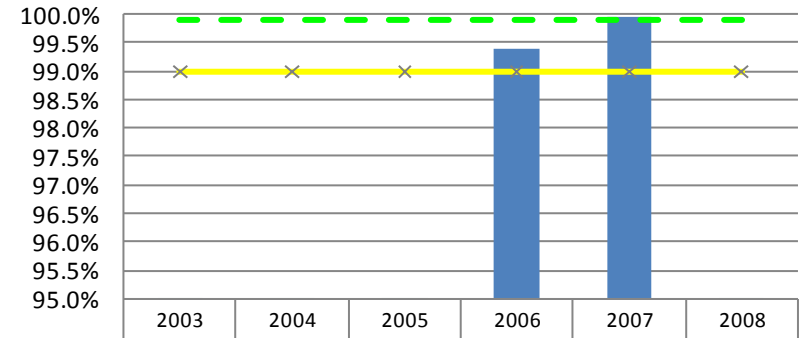
Fund Center	Program	Program Objective
1000108630	TEST FOR DRUG AFFLICTED BABIES	Protect drug-afflicted babies

**Number of tests submitted to the lab that do not meet the state specified criteria**



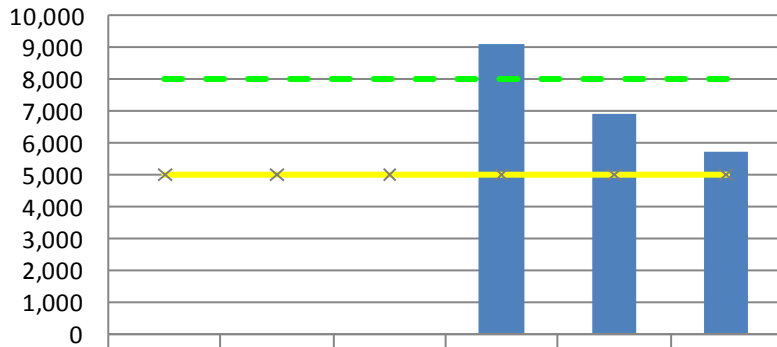
Fund Center	Program	Program Objective
2170140030	NEWBORN SCREENING	Newborn genetic disorders testing

**Percentage of children born in Indiana that receive a valid heel-stick screen**



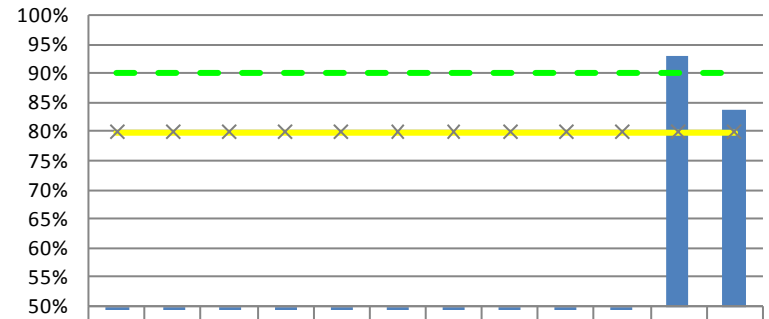
Fund Center	Program	Program Objective
1000105140	CHILDREN W/SPEC. HEALTH CARE NEEDS	Reimburse for clientele med costs

**Number of children served by CSHCN program**



Fund Center	Program	Program Objective
3610101500	TOBACCO USE PREVENTION & CONTROL	Training and technical assistance

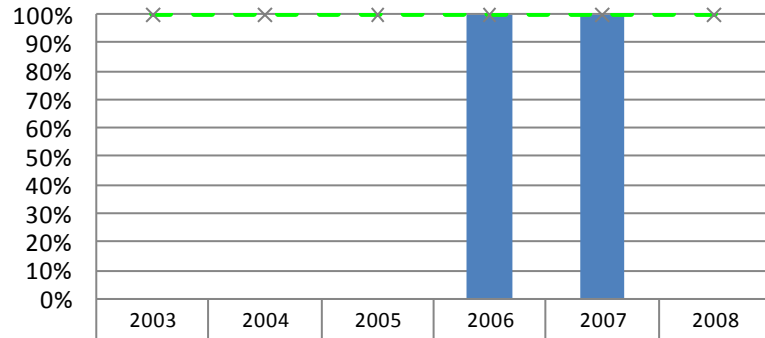
**Percentage of local tobacco control coalitions implementing a community work plan**



# State Department of Health (cont'd)

Fund Center	Program	Program Objective
3610103900	EARLY HEARING DETECTION AND INTER	Newborn hearing treatment

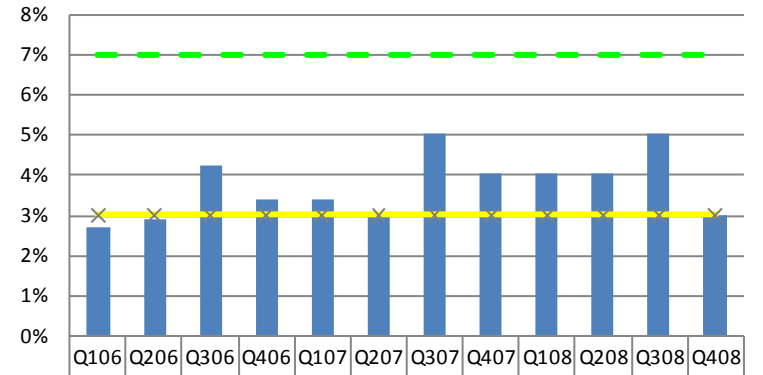
**Percentage of Indiana newborns that receive appropriate follow-up services after failing the hearing screen**



	2003	2004	2005	2006	2007	2008
Result				100%	100%	
Green Target	100%	100%	100%	100%	100%	100%
Yellow Target	100%	100%	100%	100%	100%	100%

Fund Center	Program	Program Objective
3610130300	CHILDHOOD LEAD POISON PREVENT	Lead poisoning prevention

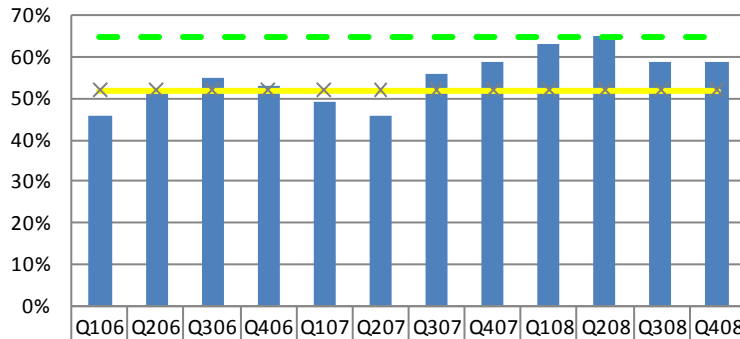
**Percentage of high risk population receiving a blood lead test**



	Q106	Q206	Q306	Q406	Q107	Q207	Q307	Q407	Q108	Q208	Q308	Q408
Result	3%	3%	4%	3%	3%	3%	5%	4%	4%	4%	5%	3%
Green Target	7%	7%	7%	7%	7%	7%	7%	7%	7%	7%	7%	7%
Yellow Target	3%	3%	3%	3%	3%	3%	3%	3%	3%	3%	3%	3%

Fund Center	Program	Program Objective
3610130300	CHILDHOOD LEAD POISON PREVENT	Lead poisoning prevention

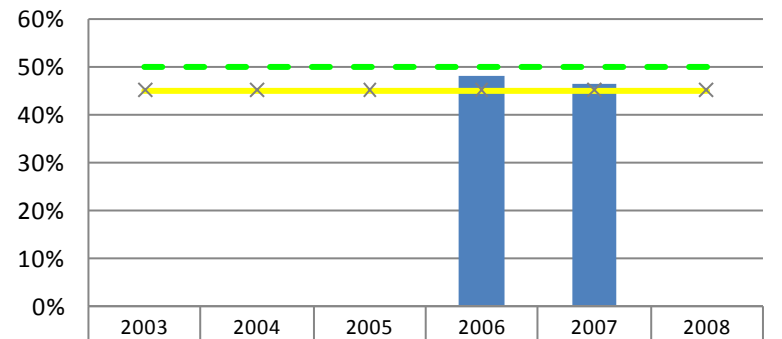
**Percentage of all cases with an elevated blood lead level reduced below the action level within one year**



	Q106	Q206	Q306	Q406	Q107	Q207	Q307	Q407	Q108	Q208	Q308	Q408
Result	46%	51%	55%	53%	49%	46%	56%	59%	63%	65%	59%	59%
Green Target	65%	65%	65%	65%	65%	65%	65%	65%	65%	65%	65%	65%
Yellow Target	52%	52%	52%	52%	52%	52%	52%	52%	52%	52%	52%	52%

Fund Center	Program	Program Objective
3610145500	PRENATAL SUBSTANCE USE PREVENTION	Prevent poor birth outcomes

**Percentage of pregnant women enrolled in the PSUPP program who reduce or stop their use of tobacco products before delivery**

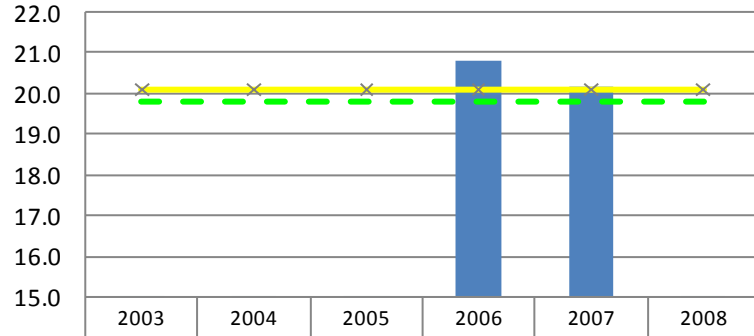


	2003	2004	2005	2006	2007	2008
Result				47.8%	46.1%	
Green Target	50%	50%	50%	50%	50%	50%
Yellow Target	45%	45%	45%	45%	45%	45%

# State Department of Health (cont'd)

Fund Center	Program	Program Objective
3610149600	ABSTINENCE EDUC. BLOCK GRANT	Promote abstinence

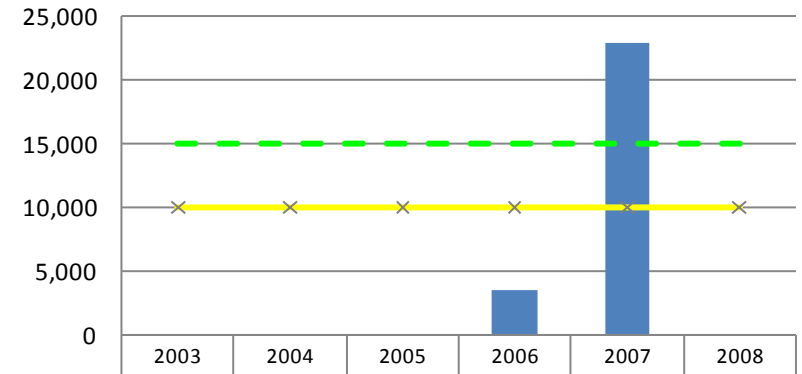
**The rate of births to teenagers aged 15-17 years (per 1,000 female in the population)**



	2003	2004	2005	2006	2007	2008
Result				20.8	20.2	
Green Target	19.8	19.8	19.8	19.8	19.8	19.8
Yellow Target	20.1	20.1	20.1	20.1	20.1	20.1

Fund Center	Program	Program Objective
3610154600	EARLY CHILD COMPREHENSIVE PLAN	Promote child health and learning

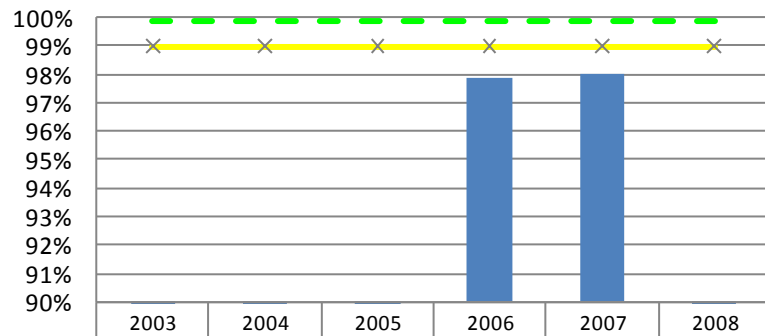
**Early Childhood Meeting Place website hits**



	2003	2004	2005	2006	2007	2008
Result				3,500	23,000	
Green Target	15,000	15,000	15,000	15,000	15,000	15,000
Yellow Target	10,000	10,000	10,000	10,000	10,000	10,000

Fund Center	Program	Program Objective
3610150600	UNIVERSAL NEWBORN HEARING SCREEN	Newborn hearing exams

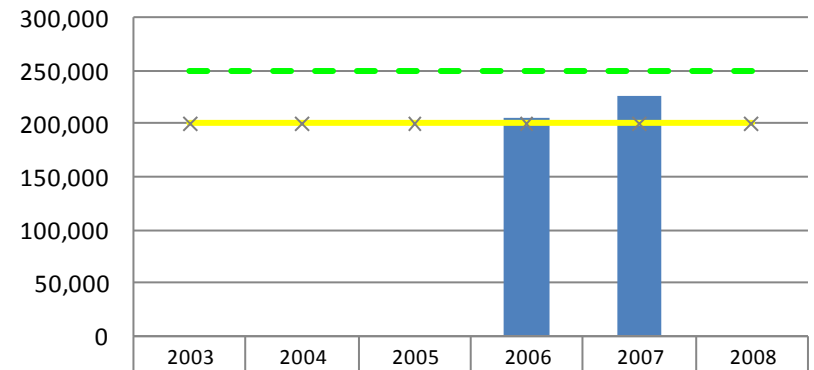
**Percentage of children born in Indiana that receive a valid hearing screen**



	2003	2004	2005	2006	2007	2008
Result				97.9%	98.0%	
Green Target	99.90%	99.90%	99.90%	99.90%	99.90%	99.90%
Yellow Target	99.00%	99.00%	99.00%	99.00%	99.00%	99.00%

Fund Center	Program	Program Objective
3620141600	FEDERAL MCH BLOCK GRANT	Promote health of mother and child

**Number of people serviced**

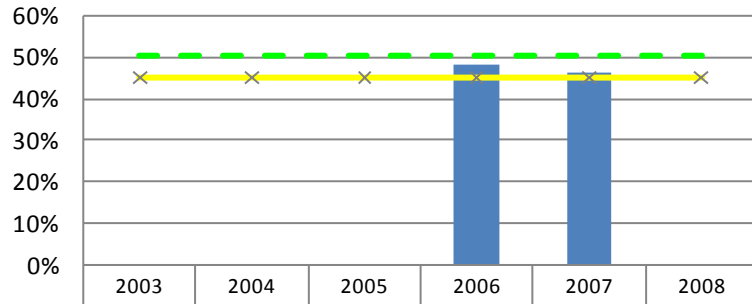


	2003	2004	2005	2006	2007	2008
Result				205,479	225,874	
Green Target	250,000	250,000	250,000	250,000	250,000	250,000
Yellow Target	200,000	200,000	200,000	200,000	200,000	200,000

# State Department of Health (cont'd)

Fund Center	Program	Program Objective
6330101200	PRENATAL SUBSTANCE USE & PREVENTION	Prevent poor birth outcomes

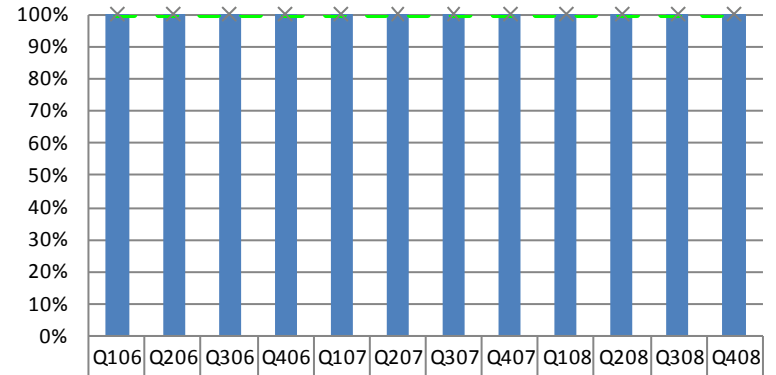
**Percentage of pregnant women enrolled in the PSUPP program who reduce or stop their use of tobacco products before delivery**



	2003	2004	2005	2006	2007	2008
Result				47.8%	46.1%	
Green Target	50%	50%	50%	50%	50%	50%
Yellow Target	45%	45%	45%	45%	45%	45%

Fund Center	Program	Program Objective
1000104180	MINORITY HEALTH INITIATIVE	Contract management

**Require IMHC to provide timely quarterly progress reports**



	Q106	Q206	Q306	Q406	Q107	Q207	Q307	Q407	Q108	Q208	Q308	Q408
Result	100%	100%	100%	100%	100%	100%	100%	100%	100%	100%	100%	100%
Green Target	100%	100%	100%	100%	100%	100%	100%	100%	100%	100%	100%	100%
Yellow Target	100%	100%	100%	100%	100%	100%	100%	100%	100%	100%	100%	100%

Fund Center	Program	Program Objective
1000104180	MINORITY HEALTH INITIATIVE	Contract management

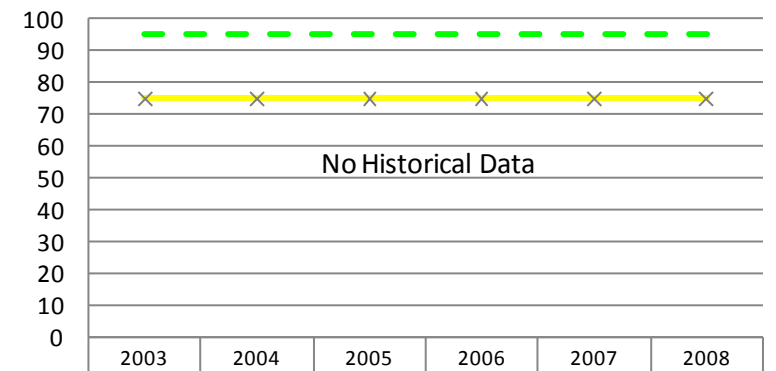
**Percentage of score card requirements that the Indiana Minority Health Coalition met**



	Q106	Q206	Q306	Q406	Q107	Q207	Q307	Q407	Q108	Q208	Q308	Q408
Result												
Green Target	100%	100%	100%	100%	100%	100%	100%	100%	100%	100%	100%	100%
Yellow Target	90%	90%	90%	90%	90%	90%	90%	90%	90%	90%	90%	90%

Fund Center	Program	Program Objective
3610133500	OMH STATE PARTNERSHIP GRANT	Implement PROMiSE program

**Number of students educated on different health careers**

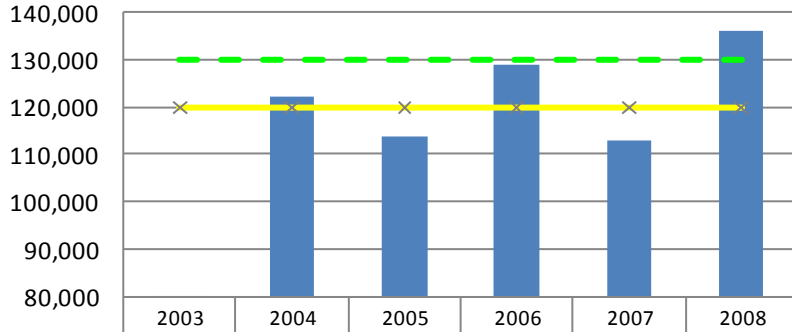


	2003	2004	2005	2006	2007	2008
Result				0	0	0
Green Target	95	95	95	95	95	95
Yellow Target	75	75	75	75	75	75

# State Department of Health (cont'd)

Fund Center	Program	Program Objective
6000142210	BLACK AND MINORITY HEALTH FAIR	Improve health among minorities


**Number of health screenings provided during the Indiana Black Expo**



	2003	2004	2005	2006	2007	2008
Result		122,239	113,825	129,020	112,864	136,202
Green Target	130,000	130,000	130,000	130,000	130,000	130,000
Yellow Target	120,000	120,000	120,000	120,000	120,000	120,000

Fund Center	Program	Program Objective
3610140430	ASIST PROGRAM	Self-mgmt of diabetes in women

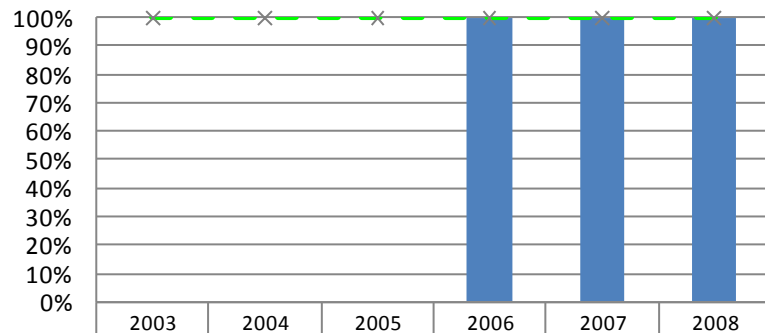
**Percentage of women enrolled in pilot program who will meet at least one diabetes self-management objective by annual follow-up**



	Q106	Q206	Q306	Q406	Q107	Q207	Q307	Q407	Q108	Q208	Q308	Q408
Result												
Green Target	85%	85%	85%	85%	85%	85%	85%	85%	85%	85%	85%	85%
Yellow Target	65%	65%	65%	65%	65%	65%	65%	65%	65%	65%	65%	65%

Fund Center	Program	Program Objective
6330101400	MINORITY EPIDEMIOLOGY	Contract Management

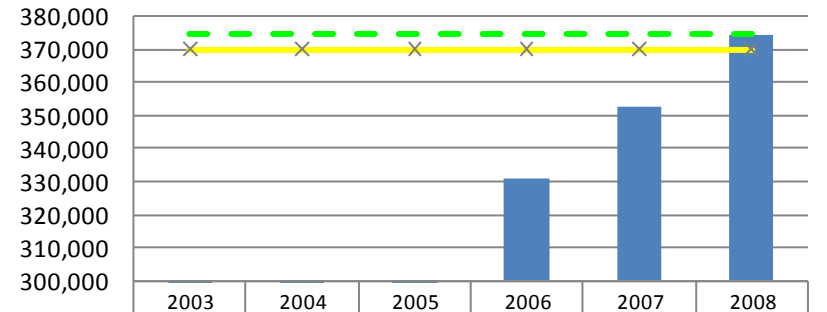
**Require submission of annual report from Indiana Minority Health Coalition by October 1st**



	2003	2004	2005	2006	2007	2008
Result				100%	100%	100%
Green Target	100%	100%	100%	100%	100%	100%
Yellow Target	100%	100%	100%	100%	100%	100%

Fund Center	Program	Program Objective
6330100700	COMMUNITY HEALTH CENTERS	Improve underserved health access

**Number of Medicaid, Medicare, Privately Insured, Uninsured, Self-Pay, and Charity Care encounters experienced by individuals who are served in Critical Access Hospitals and Community Health Centers.**

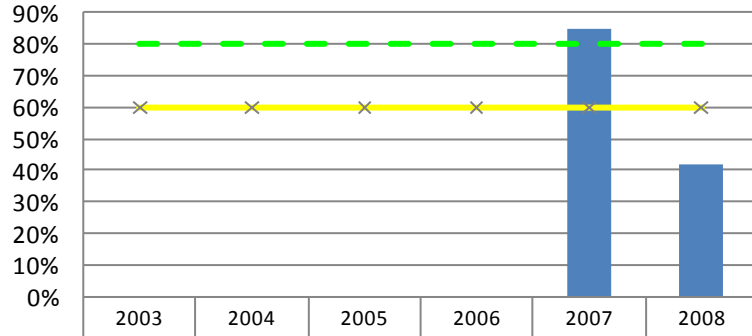


	2003	2004	2005	2006	2007	2008
Result				331,010	352,735	374,463
Green Target	375,000	375,000	375,000	375,000	375,000	375,000
Yellow Target	370,000	370,000	370,000	370,000	370,000	370,000

# State Department of Health (cont'd)

Fund Center	Program	Program Objective
2150140020	LOCAL MAINTENANCE	Collect quarterly and annual report

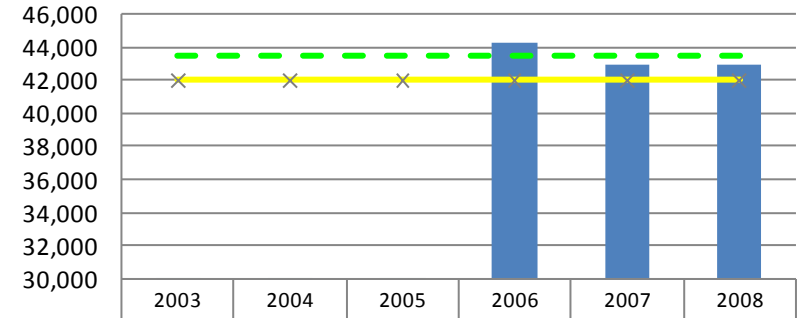
**Percentage of timely and comprehensive reports from Local Health Departments**



	2003	2004	2005	2006	2007	2008
Result					85%	42%
Green Target	80%	80%	80%	80%	80%	80%
Yellow Target	60%	60%	60%	60%	60%	60%

Fund Center	Program	Program Objective
3610103300	SMALL RURAL HOSP IMPROVE GRANT	Improve underserved health access

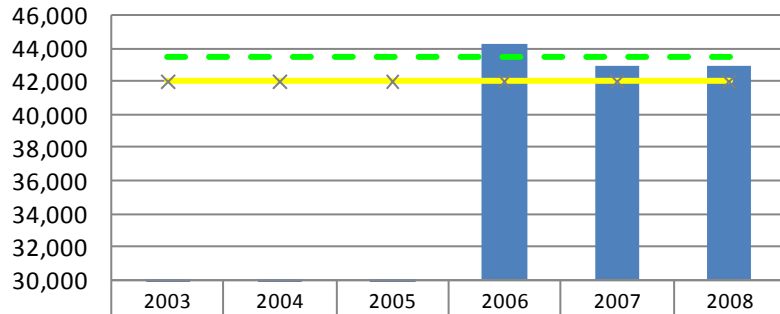
**Number of Medicaid, Medicare, Privately Insured, Uninsured, Self-Pay, and Charity Care encounters experienced by individuals who are served in Critical Access Hospitals and Community Health Centers.**



	2003	2004	2005	2006	2007	2008
Result				44,258	42,922	42,922
Green Target	43,500	43,500	43,500	43,500	43,500	43,500
Yellow Target	42,000	42,000	42,000	42,000	42,000	42,000

Fund Center	Program	Program Objective
3610101700	RURAL HEALTH FLEXIBILITY PROG	Improve underserved health access

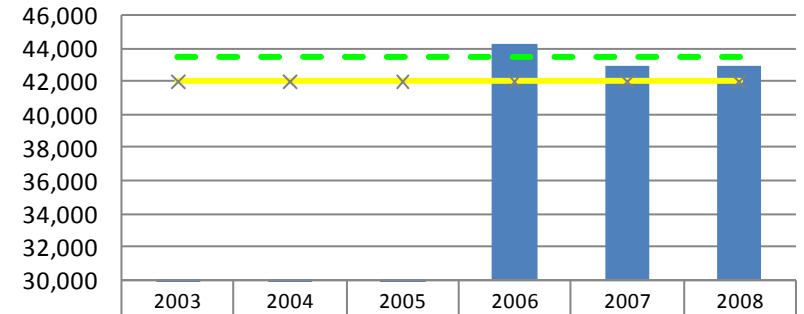
**Number of Medicaid, Medicare, Privately Insured, Uninsured, Self-Pay, and Charity Care encounters experienced by individuals who are served in Critical Access Hospitals and Community Health Centers.**



	2003	2004	2005	2006	2007	2008
Result				44,258	42,922	42,922
Green Target	43,500	43,500	43,500	43,500	43,500	43,500
Yellow Target	42,000	42,000	42,000	42,000	42,000	42,000

Fund Center	Program	Program Objective
3610130700	STATE OFFICE OF RURAL HEALTH	Improve underserved health access

**Number of Medicaid, Medicare, Privately Insured, Uninsured, Self-Pay, and Charity Care encounters experienced by individuals who are served in Critical Access Hospitals and Community Health Centers.**



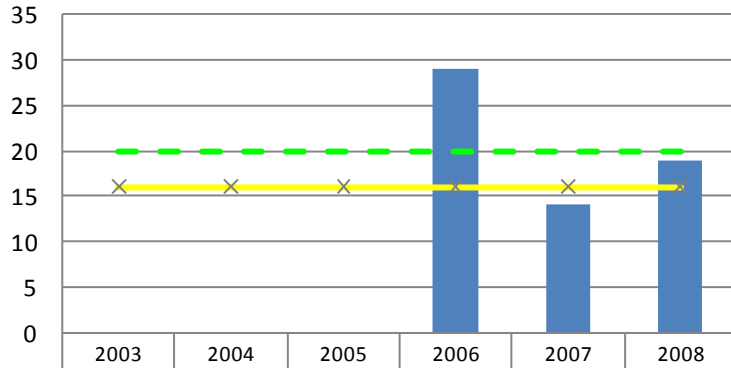
	2003	2004	2005	2006	2007	2008
Result				44,258	42,922	42,922
Green Target	43,500	43,500	43,500	43,500	43,500	43,500
Yellow Target	42,000	42,000	42,000	42,000	42,000	42,000



# State Department of Health (cont'd)

Fund Center	Program	Program Objective
3610132300	PRIMARY HEALTH CARE ASSOC SVC	Improve underserved health access

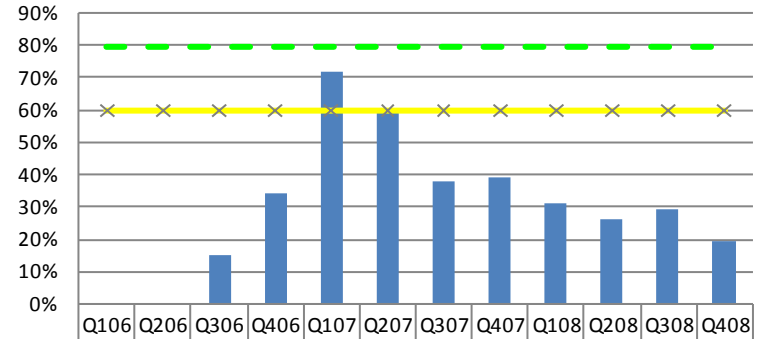
**Number of applications for J-1 visa waivers**



	2003	2004	2005	2006	2007	2008
Result				29	14	19
Green Target	20	20	20	20	20	20
Yellow Target	16	16	16	16	16	16

Fund Center	Program	Program Objective
6330100500	IN LOCAL HLTH DEPT TRUST ACCT	Collect quarterly and annual report

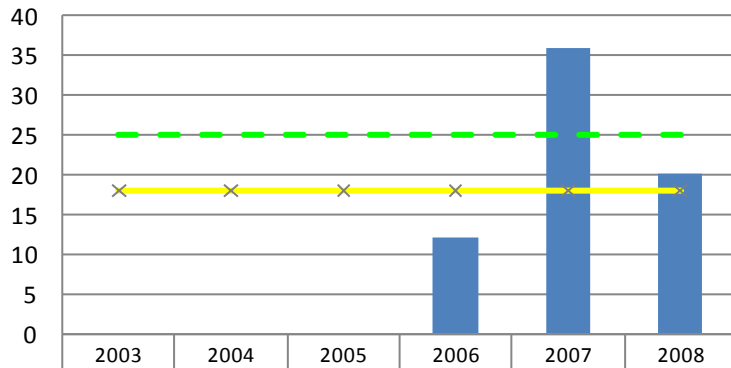
**Percentage of timely and comprehensive reports from Local Health Departments**



	Q106	Q206	Q306	Q406	Q107	Q207	Q307	Q407	Q108	Q208	Q308	Q408
Result			15%	34%	72%	60%	38%	39%	31%	26%	29%	19%
Green Target	80%	80%	80%	80%	80%	80%	80%	80%	80%	80%	80%	80%
Yellow Target	60%	60%	60%	60%	60%	60%	60%	60%	60%	60%	60%	60%

Fund Center	Program	Program Objective
3610132300	PRIMARY HEALTH CARE ASSOC SVC	Improve underserved health access

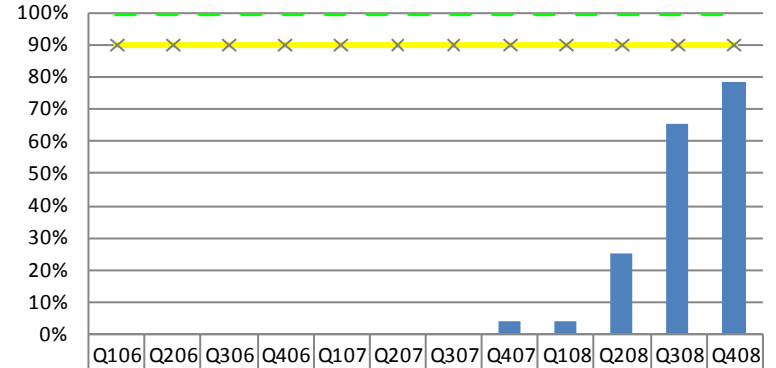
**Number of designation reviews performed**



	2003	2004	2005	2006	2007	2008
Result				12	36	20
Green Target	25	25	25	25	25	25
Yellow Target	18	18	18	18	18	18

Fund Center	Program	Program Objective
3610103100	BIOTERRORISM HOSPITAL PLANNING	Enhance hospital emergency response

**Percentage of participating hospitals**

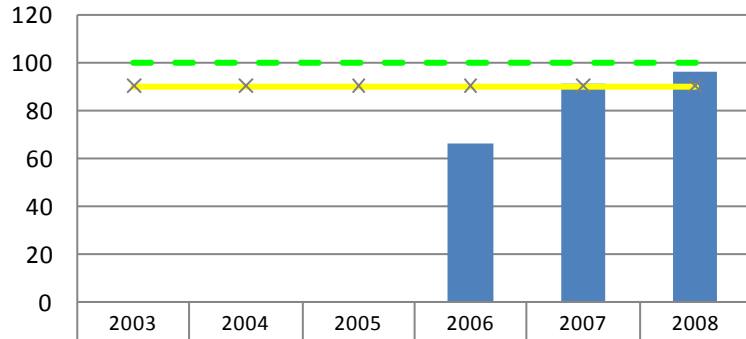


	Q106	Q206	Q306	Q406	Q107	Q207	Q307	Q407	Q108	Q208	Q308	Q408
Result								4%	4%	25%	65%	78%
Green Target	100%	100%	100%	100%	100%	100%	100%	100%	100%	100%	100%	100%
Yellow Target	90%	90%	90%	90%	90%	90%	90%	90%	90%	90%	90%	90%

# State Department of Health (cont'd)

Fund Center	Program	Program Objective
3610103200	BIOTERRORISM PREPAREDNESS/RESPONSE	Increase preparedness capability

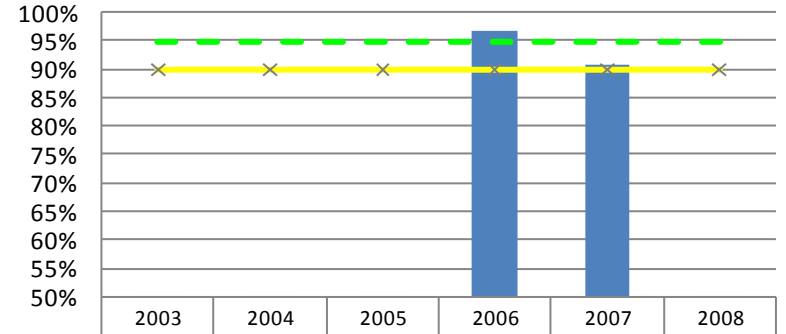
**Increase score on the Centers for Disease Control and Prevention Annual State Technical Assessment Review**



	2003	2004	2005	2006	2007	2008
Result				66	91	96
Green Target	100	100	100	100	100	100
Yellow Target	90	90	90	90	90	90

Fund Center	Program	Program Objective
3610140300	TUBERCULOSIS COOPERATIVE GRANT	Decrease incidence of TB

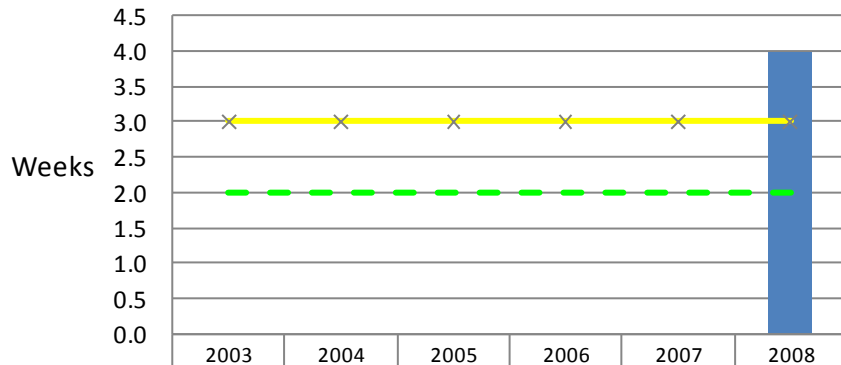
**Percentage of newly diagnosed TB cases that complete treatment within 12 months**



	2003	2004	2005	2006	2007	2008
Result				97%	91%	
Green Target	95%	95%	95%	95%	95%	95%
Yellow Target	90%	90%	90%	90%	90%	90%

Fund Center	Program	Program Objective
1000211600	T B HOSPITAL AID	Reimbursement of hospitals

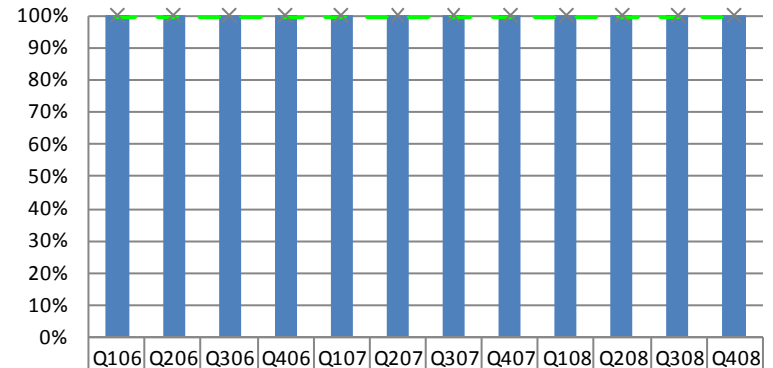
**Time taken to submit indigent in-patient TB related cost claims**



	2003	2004	2005	2006	2007	2008
Result						4
Green Target	2	2	2	2	2	2
Yellow Target	3	3	3	3	3	3

Fund Center	Program	Program Objective
2060140010	ADOPTION MEDICAL HISTORY	Provide adoptee medical history

**Percentage of requests completed within 45 days**

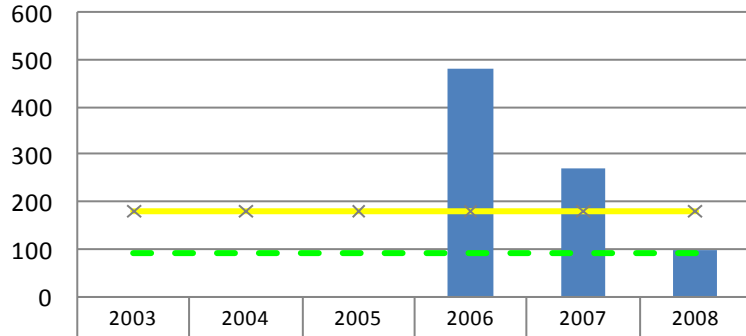


	Q106	Q206	Q306	Q406	Q107	Q207	Q307	Q407	Q108	Q208	Q308	Q408
Result	100%	100%	100%	100%	100%	100%	100%	100%	100%	100%	100%	100%
Green Target	100%	100%	100%	100%	100%	100%	100%	100%	100%	100%	100%	100%
Yellow Target	100%	100%	100%	100%	100%	100%	100%	100%	100%	100%	100%	100%

# State Department of Health (cont'd)

Fund Center	Program	Program Objective
2550140060	BIRTH PROBLEMS REGISTRY	Prevent birth defects

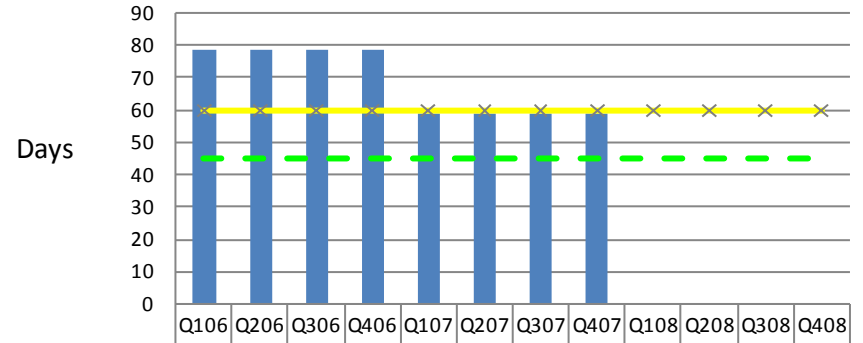
**Average time from hospital birth defect report to first chart audit**



	2003	2004	2005	2006	2007	2008
Result				480	269	97
Green Target	90	90	90	90	90	90
Yellow Target	180	180	180	180	180	180

Fund Center	Program	Program Objective
3610156140	ELECTRONIC DEATH REGISTRATION SYSTEM	Report death registration data

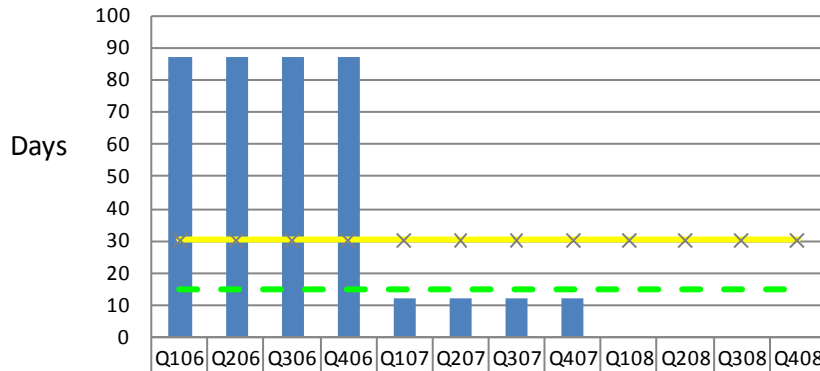
**Reporting time of death data to the National Center of Health Statistics**



	Q106	Q206	Q306	Q406	Q107	Q207	Q307	Q407	Q108	Q208	Q308	Q408
Result	79	79	79	79	59	59	59	59				
Green Target	45	45	45	45	45	45	45	45	45	45	45	45
Yellow Target	60	60	60	60	60	60	60	60	60	60	60	60

Fund Center	Program	Program Objective
3610143100	COOP HEALTH STATISTICS SYSTEM	Report health statistics data

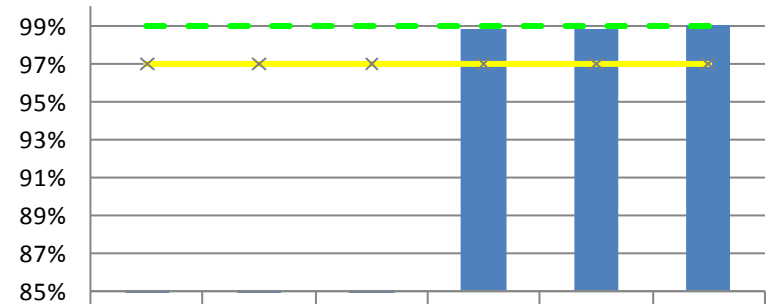
**Reporting time of birth data to the National Center of Health Statistics**



	Q106	Q206	Q306	Q406	Q107	Q207	Q307	Q407	Q108	Q208	Q308	Q408
Result	87	87	87	87	12	12	12	12				
Green Target	15	15	15	15	15	15	15	15	15	15	15	15
Yellow Target	30	30	30	30	30	30	30	30	30	30	30	30

Fund Center	Program	Program Objective
2570140070	MOTOR FUEL INSPECTION PROGRAM	Ensure motor fuel octane ratings

**Percentage of fuel pumps sampled and tested with compliant octane ratings**

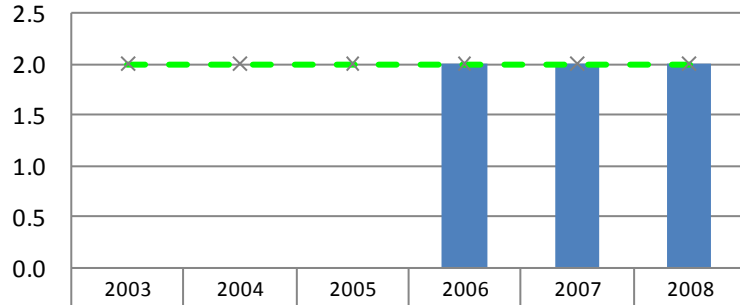


	2003	2004	2005	2006	2007	2008
Result				98.8%	98.8%	99.0%
Green Target	99%	99%	99%	99%	99%	99%
Yellow Target	97%	97%	97%	97%	97%	97%

# State Department of Health (cont'd)

Fund Center	Program	Program Objective
6000183400	WEIGHTS & MEASURES FUND	Provide accredited metrology service

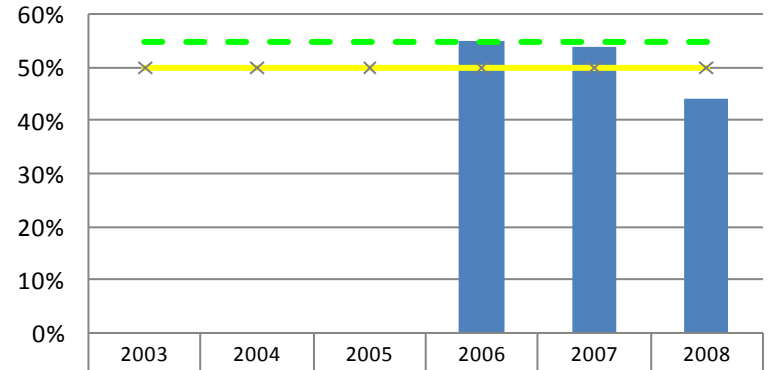
## Maintain accreditation with the National Institute of Standards and Technology (NIST) and National Voluntary Laboratory Accreditation Program (NVLAP)



	2003	2004	2005	2006	2007	2008
Result				2	2	2
Green Target	2	2	2	2	2	2
Yellow Target	2	2	2	2	2	2

Fund Center	Program	Program Objective
3610103340	WIC FARMERS' MARKET NUTRITION	Increase access to local foods

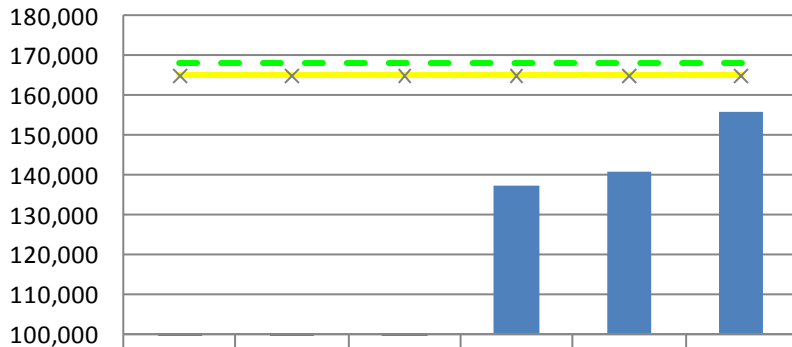
## Check redemption rates



	2003	2004	2005	2006	2007	2008
Result				55%	54%	44%
Green Target	55%	55%	55%	55%	55%	55%
Yellow Target	50%	50%	50%	50%	50%	50%

Fund Center	Program	Program Objective
1000129410	WIC SUPPLEMENT	Increase nutrition opportunities

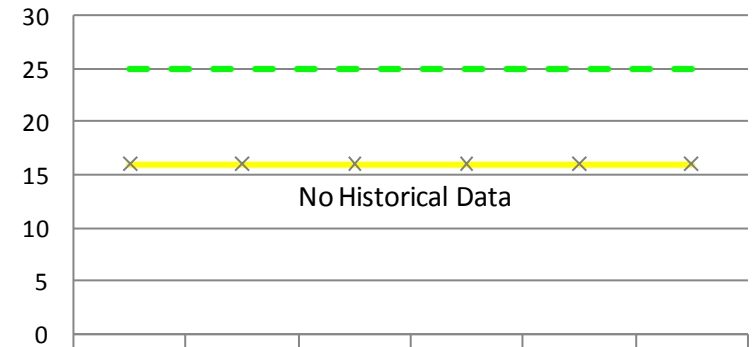
## Participation of WIC eligible women, infants, and children



	2003	2004	2005	2006	2007	2008
Result				137,374	140,891	155,816
Green Target	168,000	168,000	168,000	168,000	168,000	168,000
Yellow Target	165,000	165,000	165,000	165,000	165,000	165,000

Fund Center	Program	Program Objective
3610103350	SENIOR FARMERS MARKET NUTRITION	Increase access to local foods

## Number of participating sites

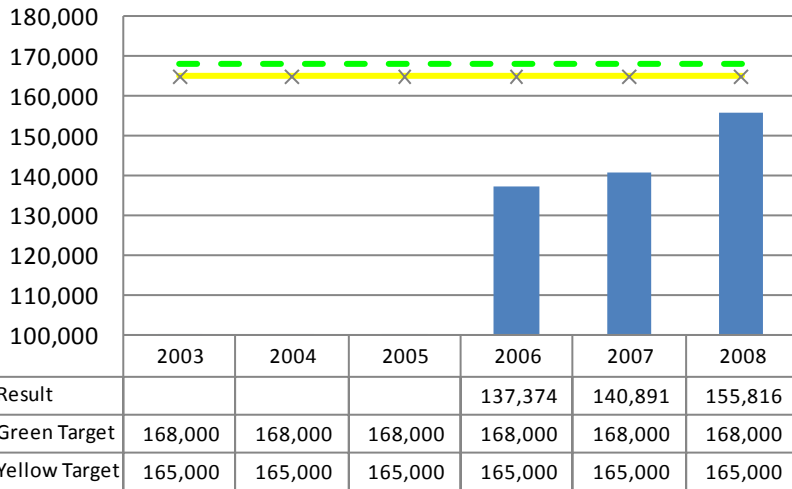


	2003	2004	2005	2006	2007	2008
Result						
Green Target	25	25	25	25	25	25
Yellow Target	16	16	16	16	16	16

# State Department of Health (cont'd)

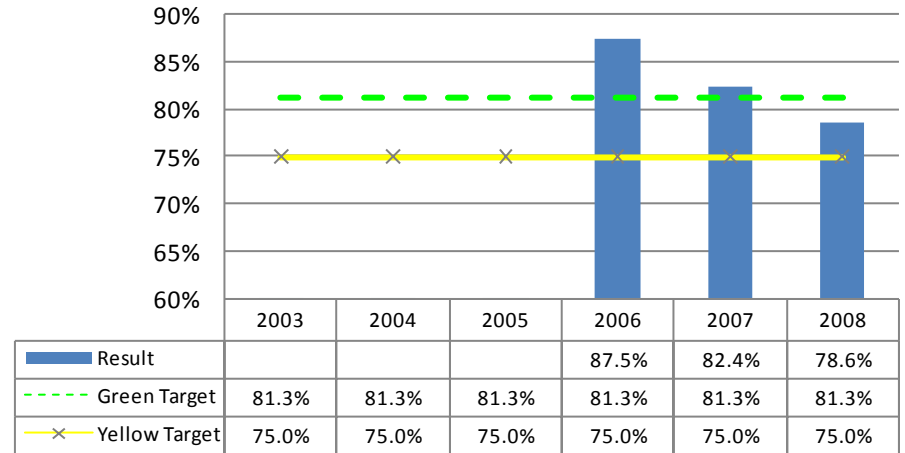
Fund Center	Program	Program Objective
3610142500	U.S.D.A - W.I.C PROG	Increase nutrition opportunities

**Participation of WIC eligible women, infants and children**



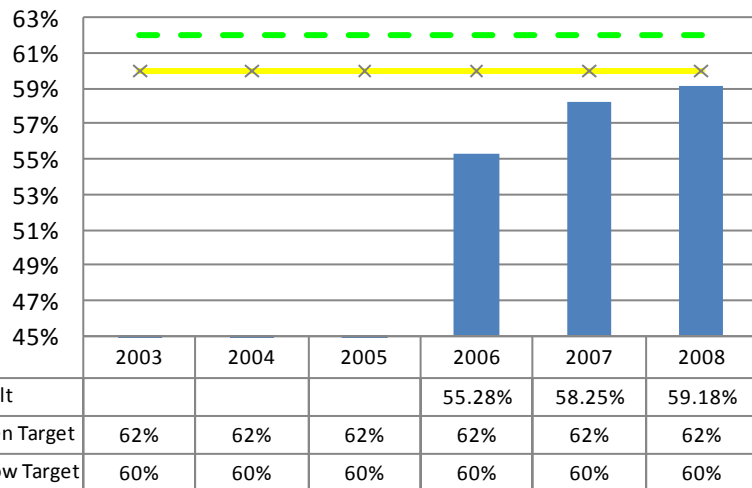
Fund Center	Program	Program Objective
1000214070	MEDICARE/MEDICAID CERT	Provide quality certification

**Percentage of state agency survey performance standards met in accordance with the Centers for Medicare and Medicaid**



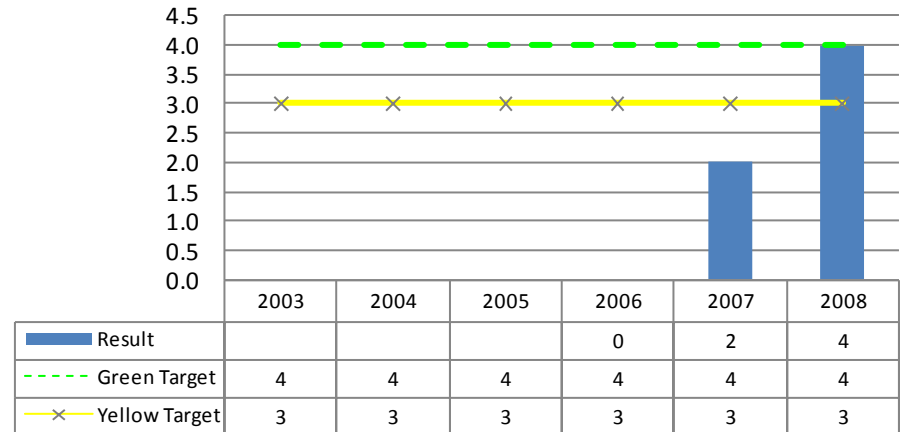
Fund Center	Program	Program Objective
3610144300	WIC PEER COUNSELOR GRANT	Increase breastfeeding

**Number of WIC infants initially breastfeeding**



Fund Center	Program	Program Objective
6000140200	HCFA CIVIL MONEY PENALTIES	Improve long-term care facilities


**The Division of Long Term Care will develop and implement a minimum of three (3) health care quality initiatives addressing long term care facility quality issues as required by federal guidelines**



# State Department of Health (cont'd)

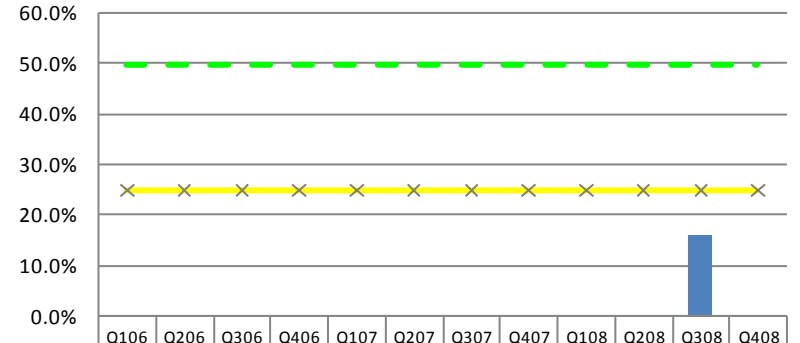
Fund Center	Program	Program Objective
3610149900	EPIDEMIOLOGY & LAB CAPACITY/INFECT	Enhance Epi/Lab Services

**Percentage of enteric outbreaks entered into the CDC National Outbreak Reporting System within two months of notification**



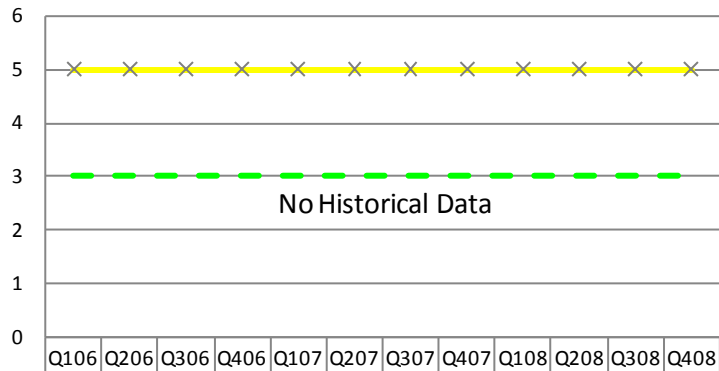
Fund Center	Program	Program Objective
5350140080	Water Sample Mail Exp Rotary	Test for safe drinking water

**Percentage of submitters who provide fax number to expedite delivery of the finished reports**



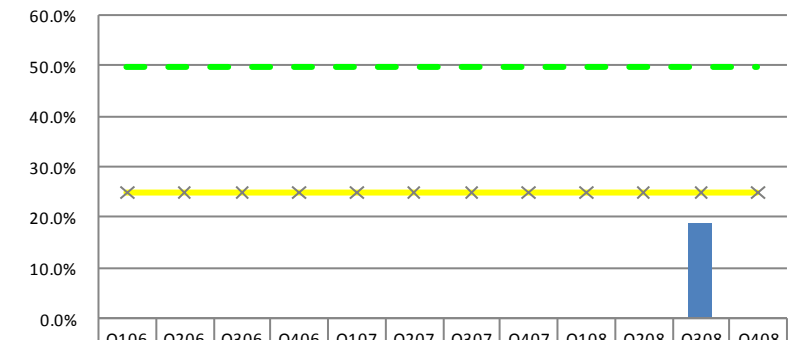
Fund Center	Program	Program Objective
3610149900	EPIDEMIOLOGY & LAB CAPACITY/INFECT	Enhance Epi/Lab Services

**Turnaround time for norovirus sequencing**



Fund Center	Program	Program Objective
6000102150	PUBLIC WATER SYSTEMS ANALYSIS	Test for safe drinking water

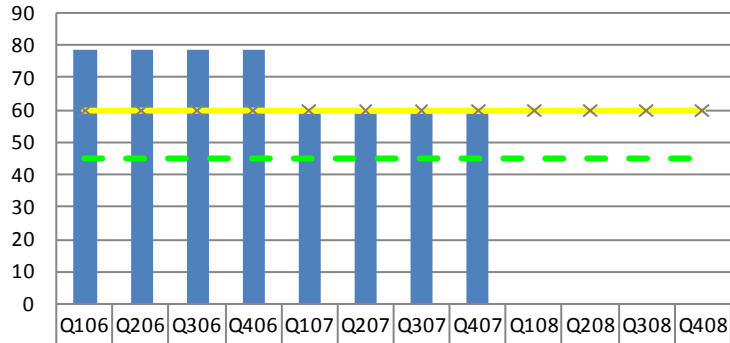
**Percentage of submitters who provide fax number to expedite delivery of the finished reports**



# State Department of Health (cont'd)

Fund Center	Program	Program Objective
6000140710	HOMELAND SEC DEATH REG SYS HD	Report death registration data

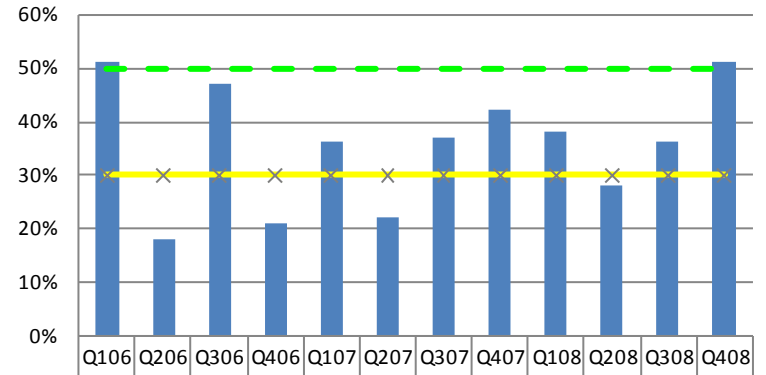
**Reporting time of death data to the National Center of Health Statistics**



	Q106	Q206	Q306	Q406	Q107	Q207	Q307	Q407	Q108	Q208	Q308	Q408
Result	79	79	79	79	59	59	59	59				
Green Target	45	45	45	45	45	45	45	45	45	45	45	45
Yellow Target	60	60	60	60	60	60	60	60	60	60	60	60

Fund Center	Program	Program Objective
3610156150	LEAD-BASED PAINT PROGRAM	Reduce lead-based paint exposure

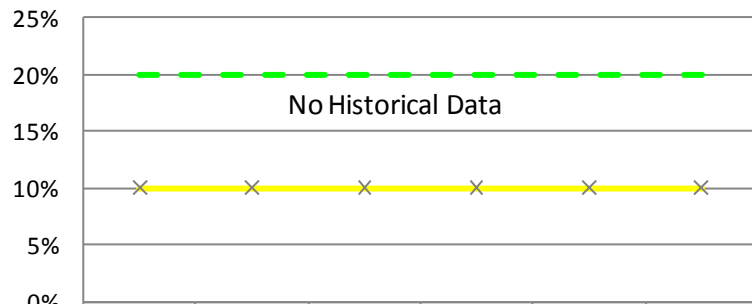
**Percentage of risk assessments conducted**



	Q106	Q206	Q306	Q406	Q107	Q207	Q307	Q407	Q108	Q208	Q308	Q408
Result	51%	18%	47%	21%	36%	22%	37%	42%	38%	28%	36%	51%
Green Target	50%	50%	50%	50%	50%	50%	50%	50%	50%	50%	50%	50%
Yellow Target	30%	30%	30%	30%	30%	30%	30%	30%	30%	30%	30%	30%

Fund Center	Program	Program Objective
3610101510	ARTHRITIS INTEGRATED DISSEMINATION	Reduce burden of arthritis

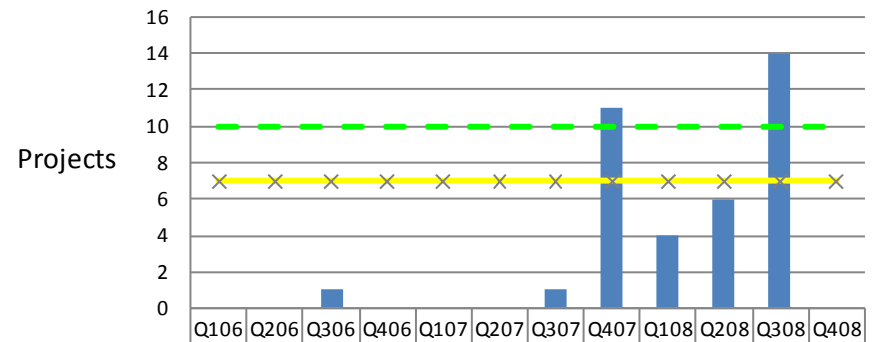
**Percent of Indiana seniors attending the "Enhance Fitness" Program who increase their physical activity levels**



	2003	2004	2005	2006	2007	2008
Result						
Green Target	20%	20%	20%	20%	20%	20%
Yellow Target	10%	10%	10%	10%	10%	10%

Fund Center	Program	Program Objective
3610156150	LEAD-BASED PAINT PROGRAM	Reduce lead-based paint exposure

**Increase identification and inspection of potential lead abatement projects**




	Q106	Q206	Q306	Q406	Q107	Q207	Q307	Q407	Q108	Q208	Q308	Q408
Result	0	0	1	0	0	0	1	11	4	6	14	
Green Target	10	10	10	10	10	10	10	10	10	10	10	10
Yellow Target	7	7	7	7	7	7	7	7	7	7	7	7

State Department of Health (cont'd)

Fund Center	Program	Program Objective
6000140650	PUBLIC HEALTH QUALITY IMPROVEMENT	Public health accreditation

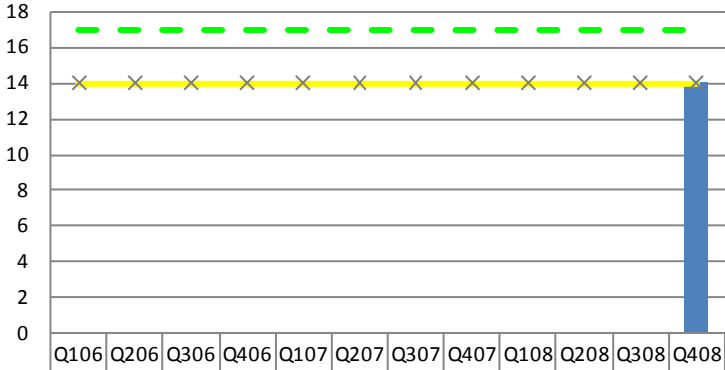
Percentage of Local Health Departments that obtain national public health accreditation



Result												
Green Target	75%	75%	75%	75%	75%	75%	75%	75%	75%	75%	75%	75%
Yellow Target	70%	70%	70%	70%	70%	70%	70%	70%	70%	70%	70%	70%

Fund Center	Program	Program Objective
5230124020	SPINAL CORD AND BRAIN INJURY	Award research grants

Number of grants awarded for spinal cord research



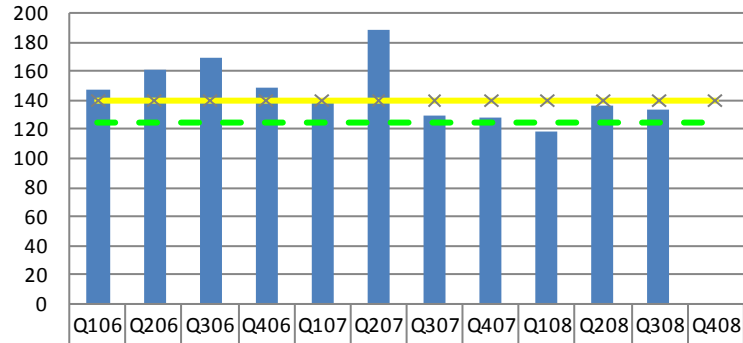
Result												14
Green Target	17	17	17	17	17	17	17	17	17	17	17	17
Yellow Target	14	14	14	14	14	14	14	14	14	14	14	14



# Tobacco Use Prevention and Cessation Board

Fund Center	Program	Program Objective
6330100600	Tobacco Prevention & Cessation	Reduce cigarette consumption

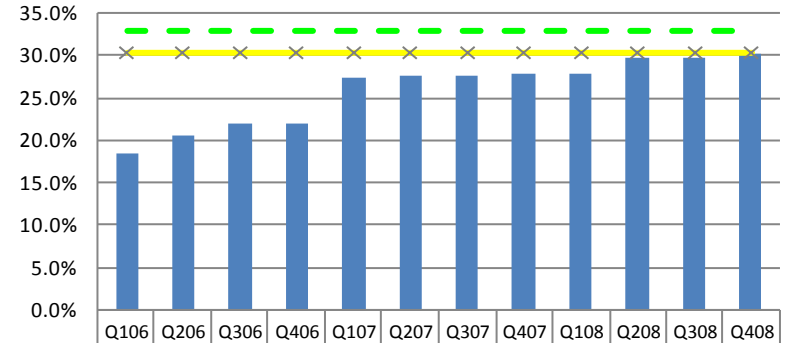
**Number of Cigarette Tax Stamps Purchased from Indiana Department of Revenue**



	Q106	Q206	Q306	Q406	Q107	Q207	Q307	Q407	Q108	Q208	Q308	Q408
Result	147	161	169	149	140	189	130	128	118	137	134	
Green Target	125	125	125	125	125	125	125	125	125	125	125	125
Yellow Target	140	140	140	140	140	140	140	140	140	140	140	140

Fund Center	Program	Program Objective
6330100600	Tobacco Prevention & Cessation	Increase Hoosier protected from SHS

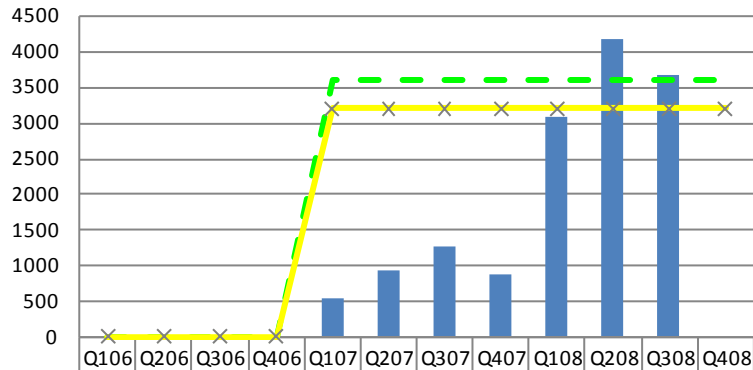
**Percentage of State's population protected from secondhand smoke through an effective local community law.**



	Q106	Q206	Q306	Q406	Q107	Q207	Q307	Q407	Q108	Q208	Q308	Q408
Result	18.5%	20.6%	22.0%	22.0%	27.5%	27.6%	27.6%	28.1%	28.1%	29.8%	29.8%	30.4%
Green Target	33.0%	33.0%	33.0%	33.0%	33.0%	33.0%	33.0%	33.0%	33.0%	33.0%	33.0%	33.0%
Yellow Target	30.4%	30.4%	30.4%	30.4%	30.4%	30.4%	30.4%	30.4%	30.4%	30.4%	30.4%	30.4%

Fund Center	Program	Program Objective
6330100600	Tobacco Prevention & Cessation	Increase calls to Tobacco Quitline

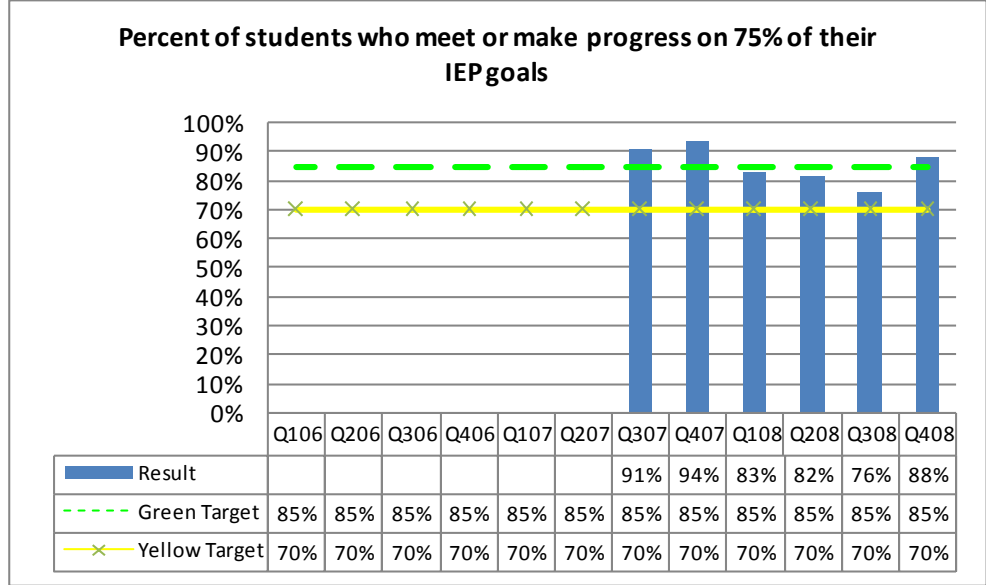
**Number of calls to Indiana Tobacco Quitline**



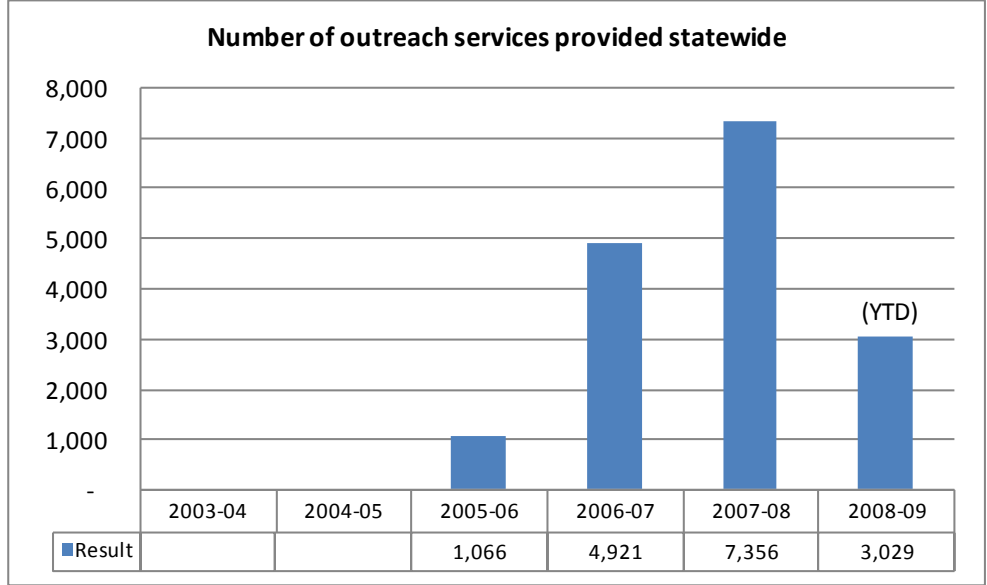
	Q106	Q206	Q306	Q406	Q107	Q207	Q307	Q407	Q108	Q208	Q308	Q408
Result					525	927	1257	856	3081	4151	3655	
Green Target					3600	3600	3600	3600	3600	3600	3600	3600
Yellow Target					3200	3200	3200	3200	3200	3200	3200	3200

# Indiana School for the Blind

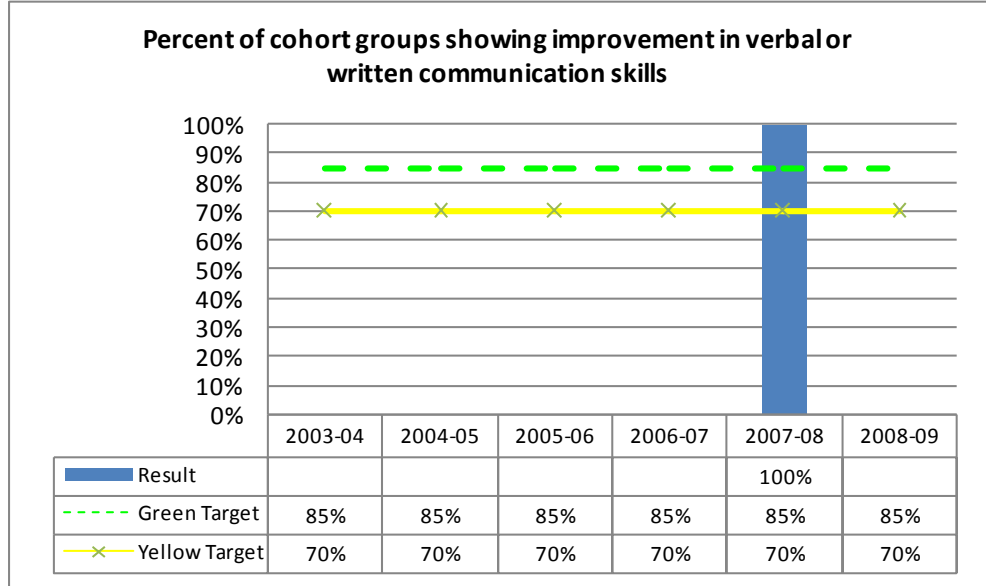
Fund Center	Program	Program Objective
1000/105500	Blind School	Educate students with visual disabilities



Fund Center	Program	Program Objective
1000/105500	Blind School	Educate students with visual disabilities

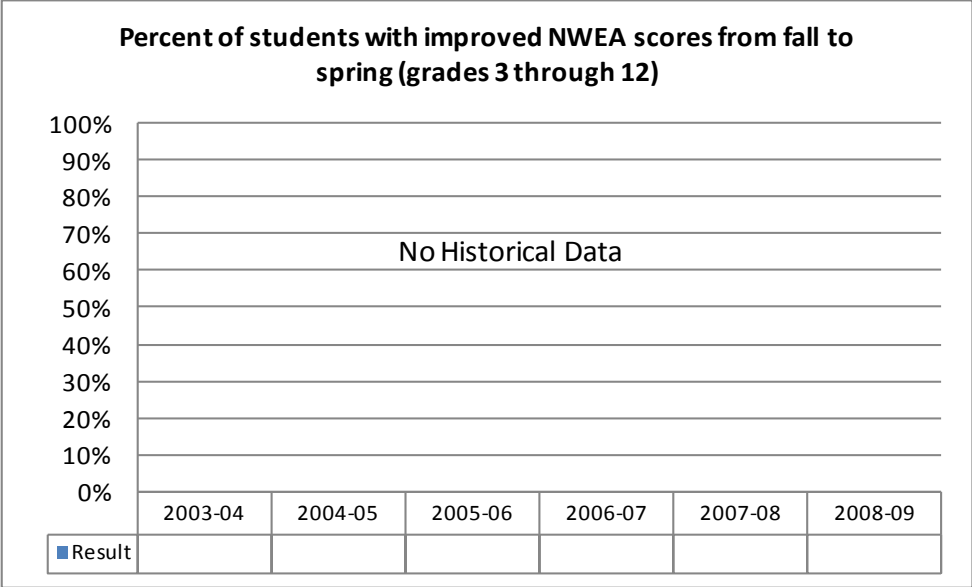


Fund Center	Program	Program Objective
1000/105500	Blind School	Educate students with visual disabilities

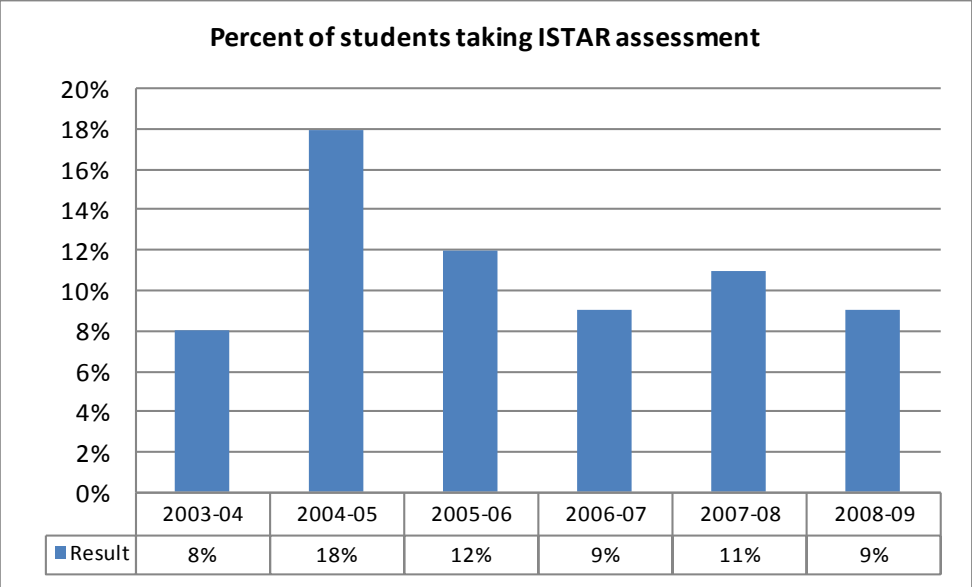


# Indiana School for the Deaf

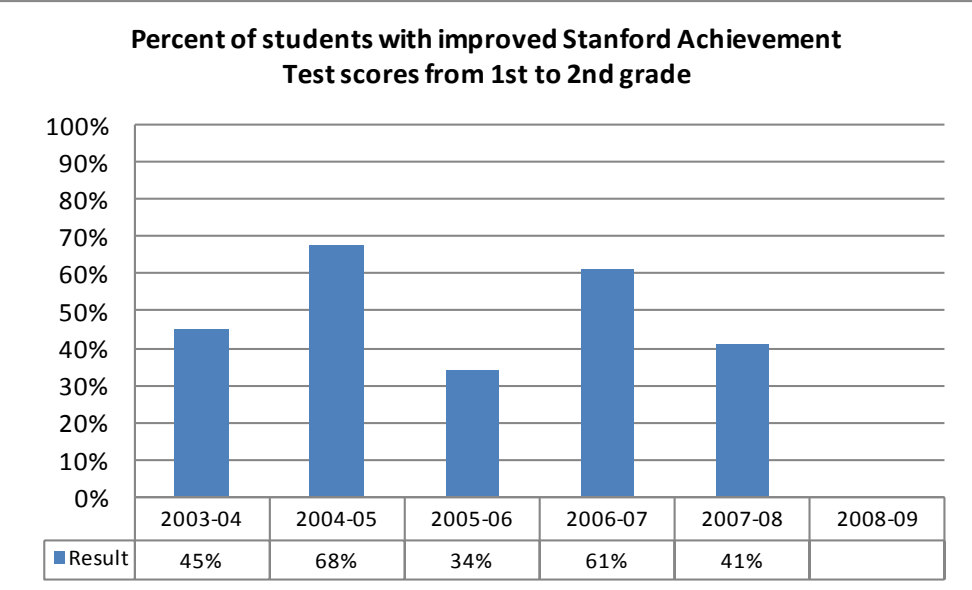
Fund Center	Program	Program Objective
1000/105600	Deaf School	Educate Deaf and Hard of Hearing students



Fund Center	Program	Program Objective
1000/105600	Deaf School	Educate Deaf and Hard of Hearing students

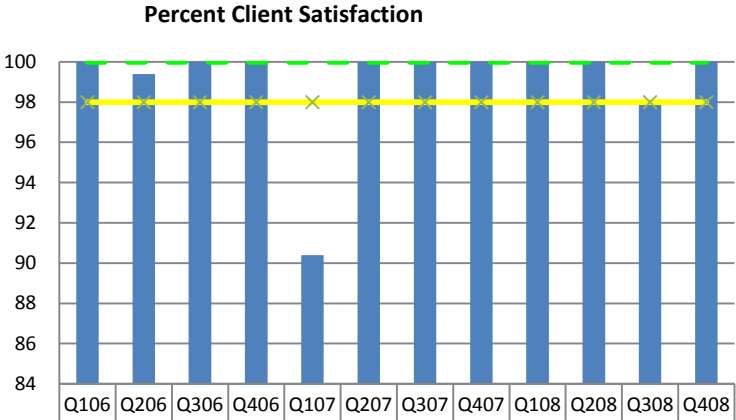


Fund Center	Program	Program Objective
1000/105600	Deaf School	Educate Deaf and Hard of Hearing students



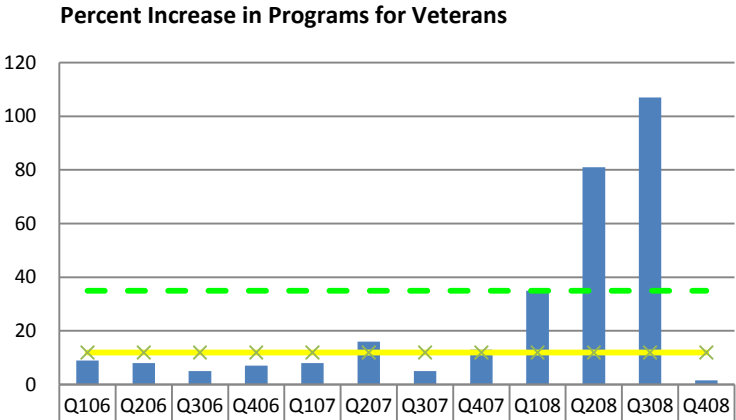
# Department of Veterans' Affairs

Fund Center	Program	Program Objective
1000/101600	Dept of Veterans' Affairs	Address needs of all veteran appl



Legend	Q106	Q206	Q306	Q406	Q107	Q207	Q307	Q407	Q108	Q208	Q308	Q408
Result	100	99.4	100	100	90.4	100	100	100	100	100	98	100
Green Target	100	100	100	100	100	100	100	100	100	100	100	100
Yellow Target	98	98	98	98	98	98	98	98	98	98	98	98

Fund Center	Program	Program Objective
1000/101600	Dept of Veterans' Affairs	Address needs of all veteran appl

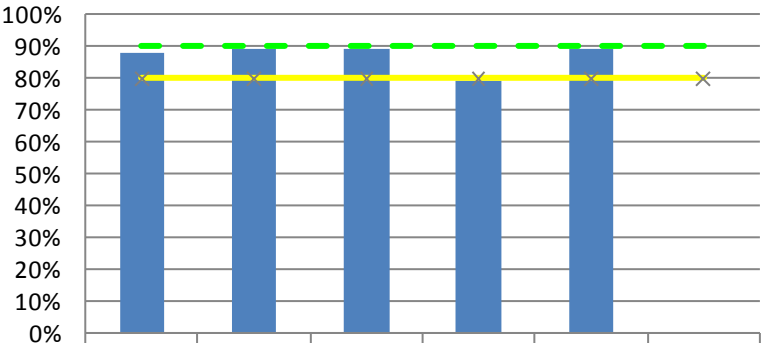


Legend	Q106	Q206	Q306	Q406	Q107	Q207	Q307	Q407	Q108	Q208	Q308	Q408
Result	9	8	5	7	8	16	5	13	35	81	107	1.54
Green Target	35	35	35	35	35	35	35	35	35	35	35	35
Yellow Target	12	12	12	12	12	12	12	12	12	12	12	12

# Protection and Advocacy

Fund Center	Program	Program Objective
6000100600	Protection/Advocacy Serv Comm	Promote persons with disabilities

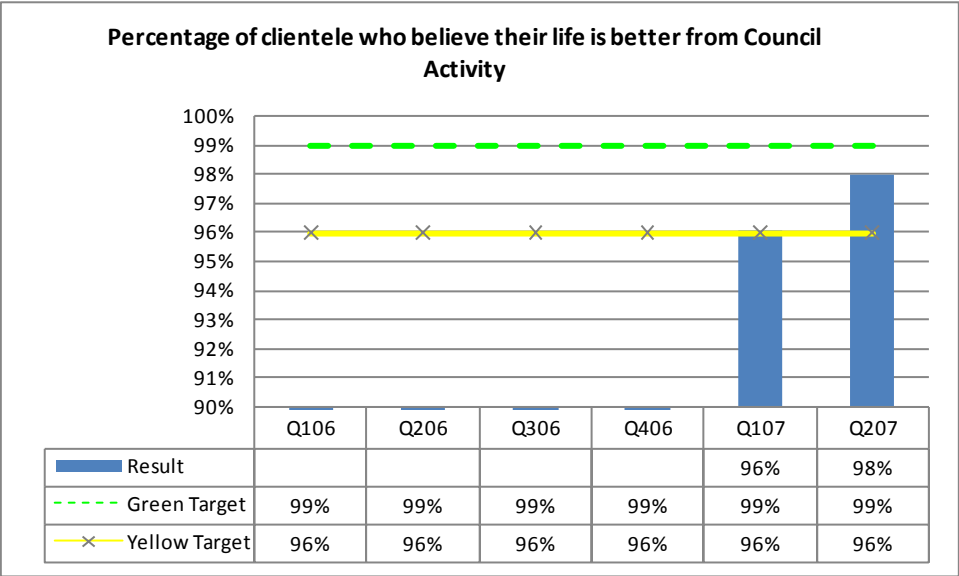
Percentage of respondents that would use IPAS services again



	2003	2004	2005	2006	2007	2008
Result	88%	89%	89%	79%	89%	
Green Target	90%	90%	90%	90%	90%	90%
Yellow Target	80%	80%	80%	80%	80%	80%

# Council for Disabilities

Fund Center	Program	Program Objective
6000188300	Governor Council for Disabilities	Support people with disabilities



Fund Center	Program	Program Objective
6000188300	Governor Council for Disabilities	Support people with disabilities

