



Indiana University FY 2019-21 Biennial Request State Budget Committee

President Michael McRobbie

November 19, 2018

Three main focuses as we celebrate our bicentennial in 2020

1. Who we are
2. How we have evolved over the past 200 years
3. How we are serving the state



Bicentennial Focus #1

Who we are

Indiana University was founded in 1820 as a public higher education institution

1. Public institution: We exist to serve Indiana and its students first and foremost



Serving Indiana students first



In 2016, 72,292 students graduated from an Indiana high school...

46,137 (64%)
enrolled in higher education

33,531 (73%)
chose a public institution

6,699
chose a private
institution

5,887
went out of
state

23,324 (69%)
chose a 4 year school

10,317
chose a
2 year school

10,473 (45%)
came to IU

12,761
enrolled at other
public 4 year

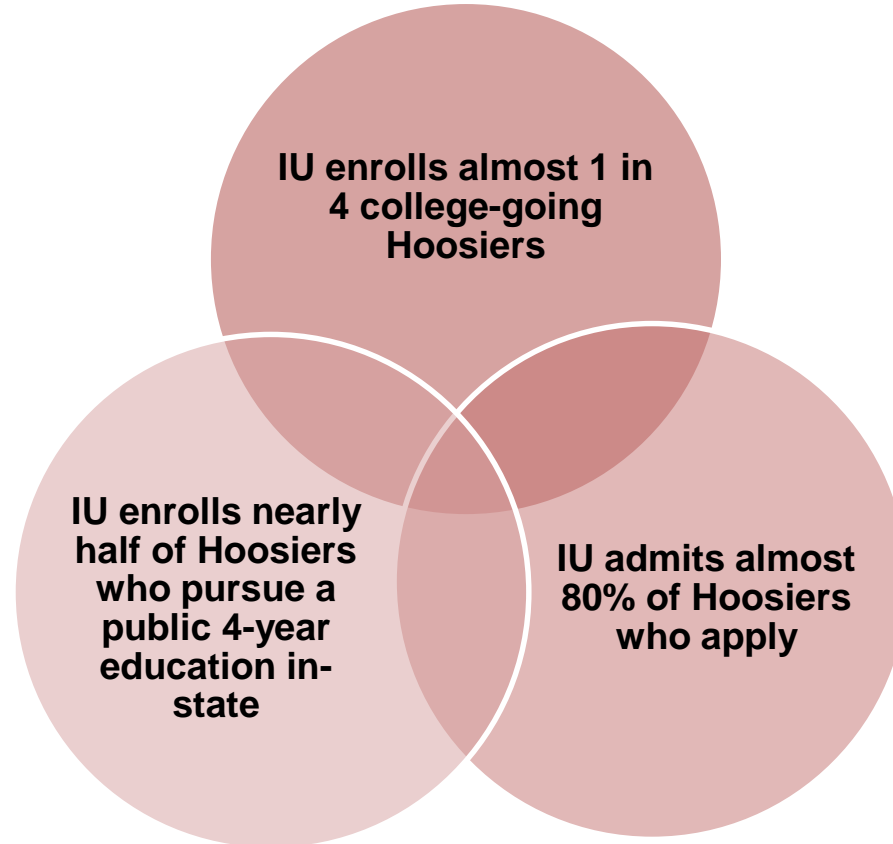
Of H.S. grads that enrolled in higher education, 28,624 (62%) applied to an IU campus

Of students applying to an IU campus, 22,009 were admitted (77%)

Of those admitted to IU, 10,473 enrolled at an IU campus (47%)



Serving Indiana students first



Making college accessible to all Hoosiers

IU Reports Record Freshman Class

Posted: Sep 04, 2018 1:21 PM EDT
Updated: Sep 04, 2018 2:11 PM EDT

By Alex Brown, Multimedia Journalist [CONNECT](#)

BLOOMINGTON - Indiana University is celebrating the largest freshman class in its nearly 200-year history. The university says its statewide campuses welcomed a total of 15,909 freshman students, including record first-year classes at its Bloomington, IUPUI, Kokomo and East campuses.

IU Bloomington welcomes record first-year class that includes students from all 92 Indiana counties

FOR IMMEDIATE RELEASE
Aug. 16, 2018

9/24/2018

IU Sees Record Enrollment for Minority Students – WFHB



IU SEES RECORD ENROLLMENT FOR MINORITY STUDENTS

September 4, 2018 | Headlines, News | 136 Views



Making college affordable for all Hoosiers

- IU regional campuses - lowest tuition and fees at of any 4-year public institution in IN

Indiana Tuition and Fees Compared to National Averages - AY 2017-18

	IU Bloomington	Public Doctoral Nat'l Aver.	IU Regionals	Public Masters Nat'l Aver.
Tuition and Fees	\$10,533	\$10,830	\$7,207	\$8,670
5-Yr. Increase	5.0%	13.5%	9.3%	14.0%
Annual Growth Rate	1.0%	2.6%	1.8%	2.7%



Making college attainable for all Hoosiers

75% of students received some form of financial aid

IU provided nearly **\$112M** in financial assistance to Hoosier undergraduate students in AY 2016-17

Hoosier student debt decreased \$80M, a **25%** reduction, over the past 5 years

Student loans reduced **17%** over the past 5 years

45% of bachelor's degree graduates have no debt

59% increase in 21st Century Scholars over the past 5 years



Bicentennial Focus #2

How we have evolved over the past 200 years

Indiana University was founded in 1820 as a public higher education institution...and has transformed into a leading public research institution

1. Public institution: We exist to serve Indiana and its students first and foremost
2. Leading research institution: We exist to fulfill a three-fold mission of
 - a) Education
 - b) Research
 - c) Service



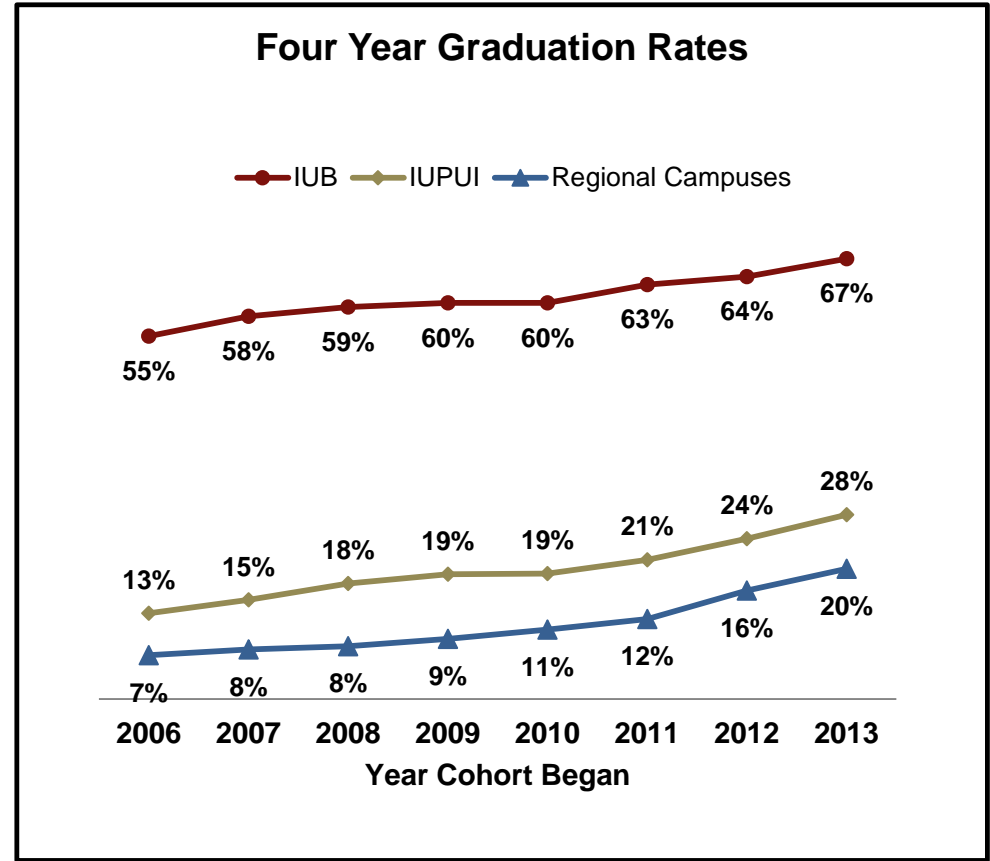
IU's Bicentennial Priorities: 200 Years of Service

- Education
- Research
- Service



Education

- Student Success
- More students taking 15 credits per semester
 - IUPUI: 35% increase (2014-2017)
 - Regional campuses: 44% increase (2014-2017)
- More students graduating on-time
 - IU Bloomington leads all public 4-year residential campuses in on-time graduation rate



Research

- FY 2018 Awards - \$604 million in sponsored research funding
- Tech Transfer: 485 invention disclosures by IU researchers and a state-leading 506 patents issued to IU over the past three years
- Indiana University Research and Technology Corp. was named 2018 Tech Transfer Unit of the Year by Global University Venturing
- IU's Primary Research Engagements:
 - Health and Life Sciences
 - Information Technology
 - Social Sciences



Service

- The state's leader in health sciences education
 - School of Medicine
 - School of Optometry
 - School of Dentistry
 - School of Nursing
 - School of Public Health
 - School of Science
 - School of Social Work
- Leading the research response to the Addictions & Opioid Crisis through the IU Grand Challenges Project



Bicentennial Focus #3

How we are serving the state

Charting our future focuses

1. IU's strengths
2. The State of Indiana's greatest needs
3. How IU can continue to serve the state effectively



Preparing Indiana's Workforce

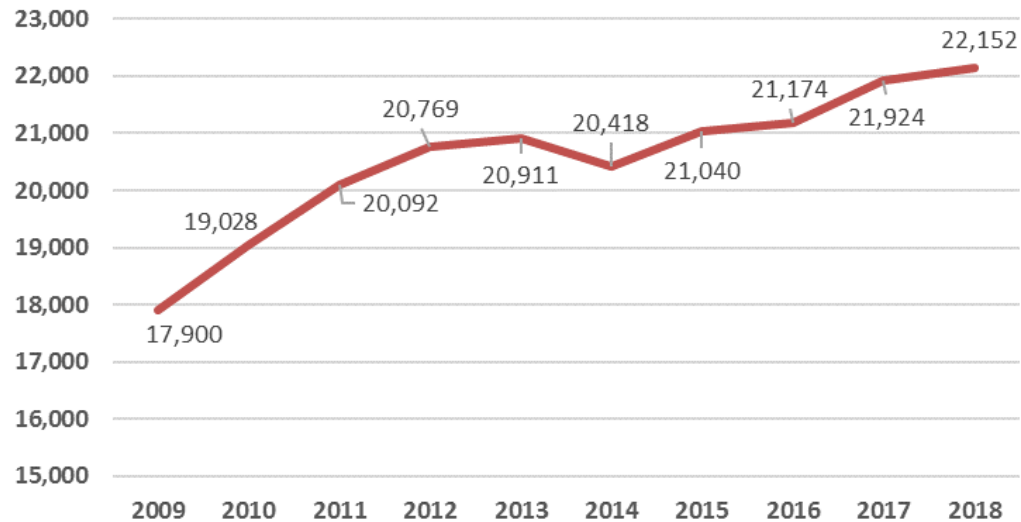
Over **80%** of the most in-demand jobs (5 flame rating) require some level of college education

25,539 IU undergraduates participated in experiential learning and research experiences (AY 2016-17)



Preparing Indiana's Workforce

IU Degree Production 2009-2018



Reorganizing to meet workforce demand

- Realigned 10 schools by eliminating and restructuring schools/programs
- IU Online
 - 124 online programs; 2,200+ online courses
 - More than 30,000 students enrolled in at least one online course
 - Programs highly ranked by *U.S. News and World Report*
 - Has helped increase 4-year graduation rates



Biennial Request: Operating Funds

- IU's success on performance funding metrics

(Difference in Average 2015-2017 and Average 2012-2014)

	BL	IUPUI	EA	KO	NW	SB	SE	IU Totals
Overall Degree Completion								
Bachelor's Degree	30	253	148	140	79	18	8	676
Master's Degree	-45	-92	6	-1	-42	-29	-49	6
Doctoral Degree	4	-5						4
STEM Degree Completion								
Bachelor's Degree	160	125	21	13	16	23	9	367
Master's Degree	-4	-36	0	0	0	-1	0	
Doctoral Degree	-5	5						5
At-Risk Composite Value	98	186	73	74	43	42	33	549
On-Time	271	168	30	27	32	46	49	623
Student Persistence	30		39	75	83	132	52	381
	60		42	59	70	117	86	374
	90		40	37	42	79	52	250



Biennial Request: New Line Items

– IU Center for Rural Engagement: \$1.25M/yr


- Will provide students with valuable work experience, expose them to rural communities, and assist rural areas with community improvements at little/no cost



STUDENT SPOTLIGHT:

Sarah Murphy

"Being in a class that is closely involved with my community is really awesome. It makes my major feel more tangible."



STUDENT SPOTLIGHT:

Michael Etter

Michael Etter, a graduate student in the School of Public and Environmental Affairs, planned to leave the state to pursue career opportunities outside of his Hoosier home. "My participation in Sustaining Hoosier Communities and my ongoing research with the Center for Rural Engagement inspired me to stay in Indiana after I complete my master's degree at IU."



ALUMNI SPOTLIGHT:

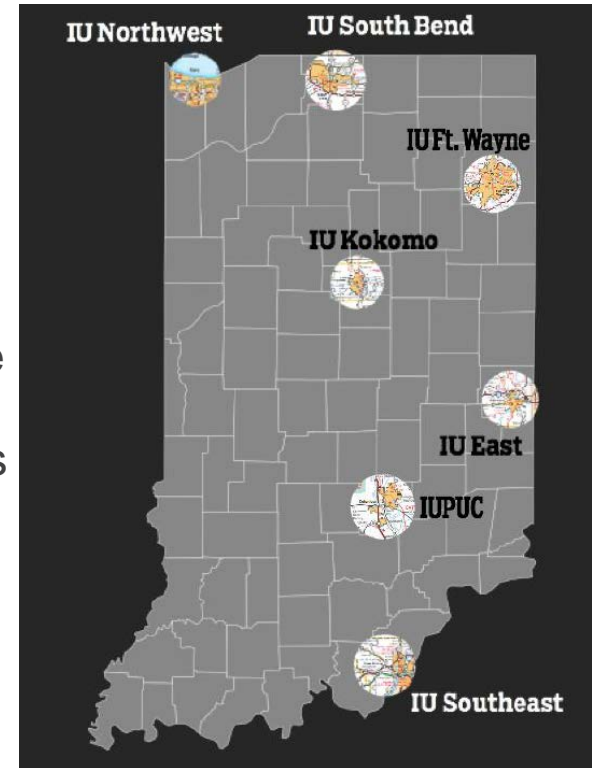
Lauren Travis

"I didn't expect to stay here after graduation because I came from so far away, but I had cultivated community ties in the meantime and started to see a role that I might play working within the community."



Biennial Request: New Line Items

- **Regional Community Engagement: \$1.25M/yr**
 - Will expand engagement with local employers to provided enhanced student experiential learning and employment opportunities upon graduation
 - IU's Regional Campuses:
 - Provide an accessible, affordable IU degree to a wide range of learners
 - Produce a skilled workforce for their regions
 - Educate the future citizens and leaders of their regions
 - Support state and regional economic development and civic engagement



Biennial Request: Existing Line Items

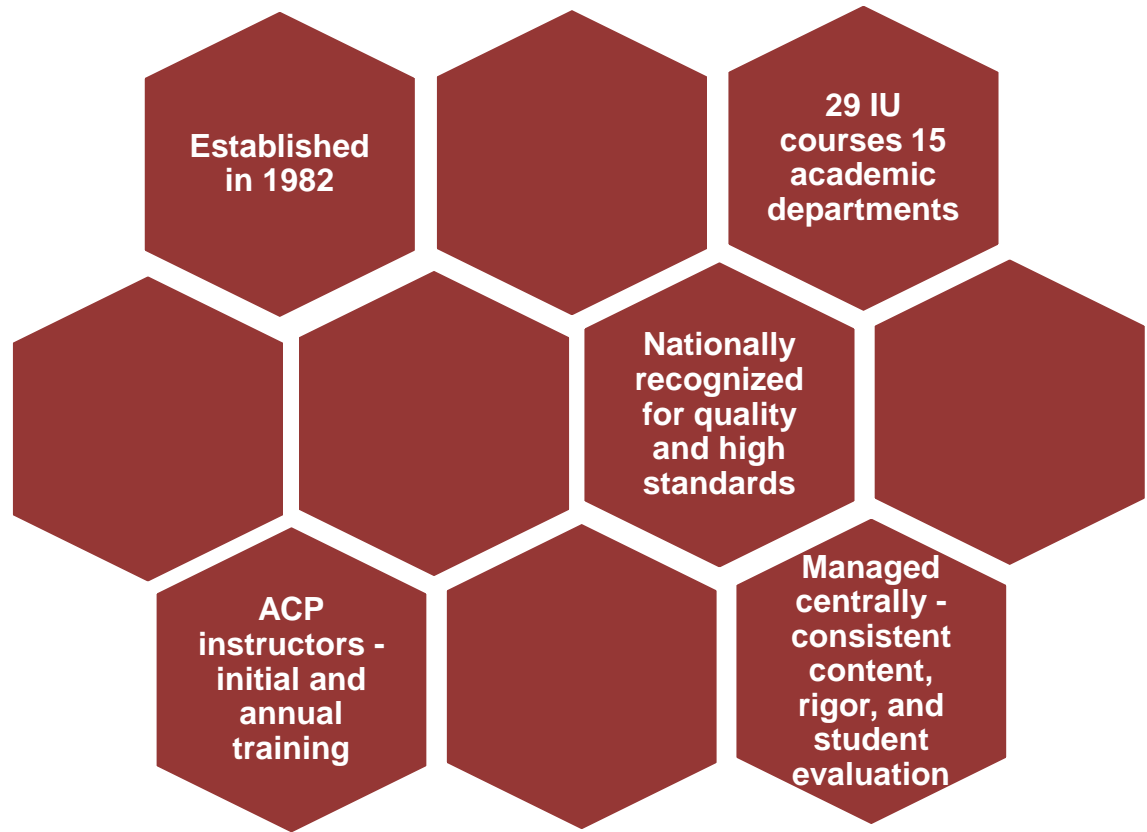
- Requesting 2.5% year-over-year increase

Summary of Proposed Requests							
Existing Line Items	FY2018-19	FY2019-20			FY2020-21		
	Appropriation	Amount Change	Percent Change	Amount	Amount Change	Percent Change	Amount
Clinical and Translational Science Institute	\$ 2,500,000	\$ 62,500	2.5%	\$ 2,562,500	\$ 64,063	2.5%	\$ 2,626,563
Global Network Operations Center (formerly known as Abilene)	\$ 721,861	\$ 18,047	2.5%	\$ 739,908	\$ 18,497	2.5%	\$ 758,405
Indiana Advisory Commission on Intergovernmental Relations	\$ -	\$ 150,000		\$ 150,000	\$ -	0.0%	\$ 150,000
Indiana Geological Survey	\$ 2,783,782	\$ 69,595	2.5%	\$ 2,853,377	\$ 71,334	2.5%	\$ 2,924,711
Indiana GigaPOP Operations	\$ 672,562	\$ 16,813	2.5%	\$ 689,375	\$ 17,235	2.5%	\$ 706,610
Indiana Institute for Disability and Community	\$ 2,105,824	\$ 52,646	2.5%	\$ 2,158,470	\$ 53,961	2.5%	\$ 2,212,431
I-Light Network	\$ 1,508,628	\$ 37,717	2.5%	\$ 1,546,345	\$ 38,655	2.5%	\$ 1,585,000
IU Spinal Cord/Head Injury Research Center	\$ 553,429	\$ 13,836	2.5%	\$ 567,265	\$ 14,182	2.5%	\$ 581,447
Existing Line Items Total	\$ 13,466,386	\$ 421,154		\$ 11,267,240	\$ 277,927		\$ 11,545,167




Biennial Request: Dual Credit

- Advanced College Project (ACP)
- 2nd largest dual credit provider in the state
- Requesting continued state funding at \$50 per credit hour



IU Capital Priorities: FY 2019-27

- Continued Investment in Renovation and Rehabilitation on All Campuses
- Renovation and Expansion of Teaching and Research Laboratories
- Investments in Health Sciences



Northside Hall – South Bend



Health Sciences – IUPUI



Biennial Request: R&R Formula

- IU's top priority – maintaining existing facilities
- ICHE formula funding – reducing deferred maintenance



McCalla Building – Bloomington



Multidisciplinary Engineering and Sciences Hall (MESH) – Bloomington

Biennial Request: Capital Projects

1. Bicentennial R&R Plan (All Campuses) - \$124,000,000
2. IU School of Medicine Research Laboratory Building V - \$75,000,000
3. IU School of Dentistry Renovation - \$15,000,000
4. IUPUI Bryce Building and Ott Building Renovations - \$15,000,000
5. IU Fort Wayne Health Sciences Planning Study - \$3,000,000



Priority 1: Bicentennial R&R Plan

- **IUPUI**
 - Health Sciences Renovation
 - Health Sciences and Dunlap
- **IU Bloomington**
 - Research Centers Renovations
 - Mathers Museum, Glenn A. Black Laboratory, McCalla Building, and Kirkwood Observatory
 - Teaching Lab Renovations
 - Jordan Hall and Chemistry
 - Infrastructure Updates
 - Multidisciplinary Engineering and Sciences Hall (MESH) and Psychology
- **Regional Campus Deferred Maintenance – Phase IV**
 - IU East – Natural Gas Conversion
 - IU Kokomo – Roof Replacements
 - IU Northwest – Windows, Classrooms and Plumbing Renovations
 - Hawthorn Hall, Marram Hall, and Anderson Library/Conference Center
 - IU Southeast – Infrastructure, Classroom and Lab Renovations
 - IU South Bend – Northside Hall Renovation – Phase III



The IU Impact

State leader in:

- On-time graduation rates
- Research and tech transfer
- Health sciences education
- Responding to the addictions and opioid crisis
- Reorganizing to meet workforce demand



Thank You

Statewide impact

Economic

Total purchases \$551,143,936¹

Taxable county wages \$1,278,128,575²

Education and living alumni

Total enrollment 64,725³

Total degrees completed 16,680³

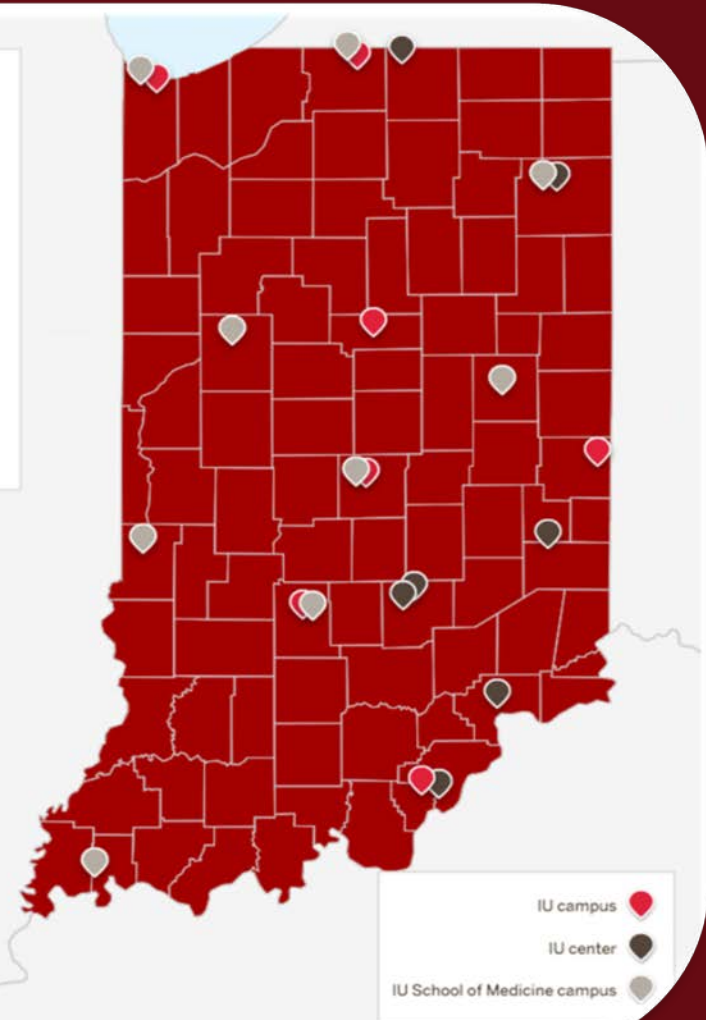
Living alumni 297,600⁴

Sources

1. Financial Management Services, fiscal year 2016–17[↔]
2. Financial Management Services, 2017[↔]
3. University Institutional Research & Reporting (UIRR), fall 2017[↔]
4. IU Alumni Association, fall 2017[↔]



INDIANA UNIVERSITY
1820-2020



Learn more about IU's
statewide and
county by county
impact at:

<https://statewide.impact.iu.edu/>