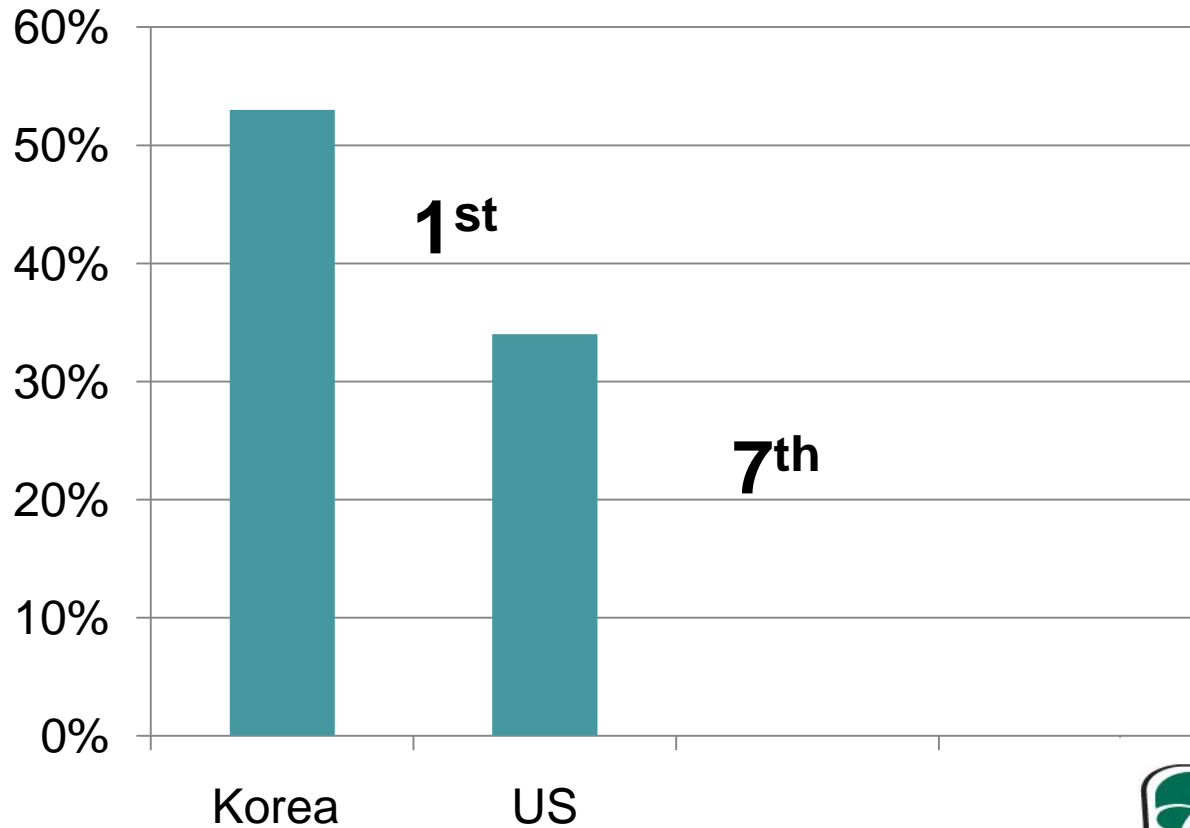


Ivy Tech Community College Accelerating Greatness

**State Budget Committee
November 17, 2010**



Adults 18 – 34 Enrolled in College



Lumina's Big Goal

6,454+ Graduates / Per Year


If Ivy Tech produces:

- 75 percent = 4,840+
- 50 percent = 3,227+
- 25 percent = 1,613+



Complete to Compete (NGA)

- Reclaim the nation's rank as first in the world in college attainment
- Need to produce an additional **8.2** million college graduates
- Cannot be met with recent high school graduates alone
- Need to focus on improving educational attainment among adults.



American Graduation Initiative

To lead the world with the highest proportion of college graduates by 2020

5 million more community college graduates



60%
receive
financial aid



Avg. age –
27.3



Approximately
25% are
single moms



13,000
African-
American
students



Nearly
10,000
students
on food
stamps



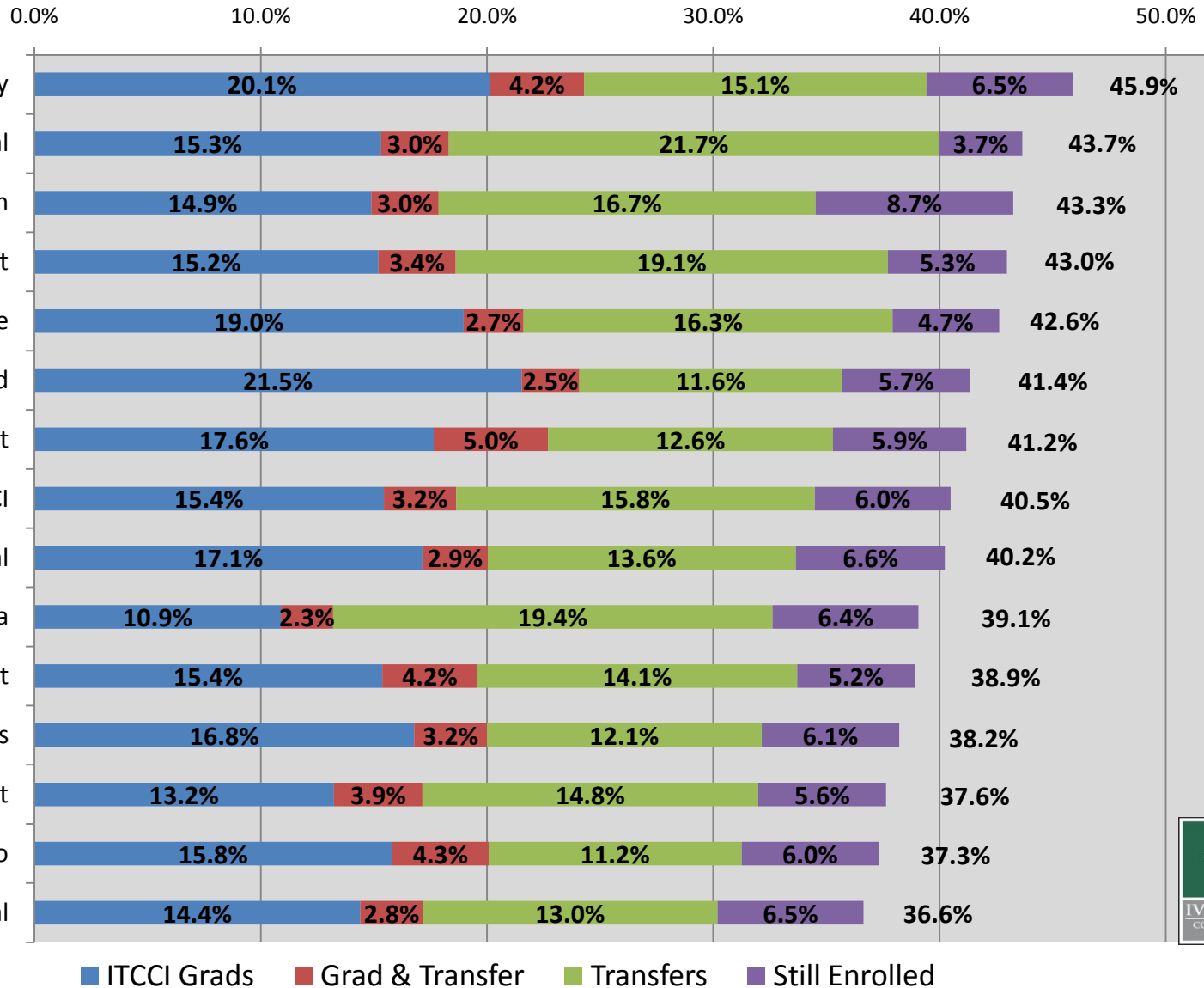
Measuring Success

IPEDS Grad (Indy)	5%
IPEDS Transfer (Indy)	18%
6 year Cohort	40%



Measuring Success

2003 Cohort - First-Time, Degree-Seeking Students both Full and Part-time
(Followed Six Years Through Academic Year 2008-09)



Measuring Success

Graduate:	15.4%
Grad/Transfer:	3.2%
Transfer:	15.8%
Still Enrolled:	6.0%
Total:	40.5%



Success Unknown = 60%

Left Ivy Tech because:

- **Credential**
- **Job**
- **Money**
- **Time**
- **Family**
- **Aptitude**




Accelerating Greatness

Ensure that students achieve their educational goals

Ensure that Indiana's citizens, workforce, and businesses are globally competitive

Ensure optimal quality and efficiencies statewide

Ensure an adequate and sustainable resource base



New Initiatives – Fall 2010

Mandatory Orientation

Mandatory Advising Prior to Remediation

Financial Aid Priority Processing Dates

Decreased Textbook Variance



More New Initiatives

Accelerated Associate Degree Program

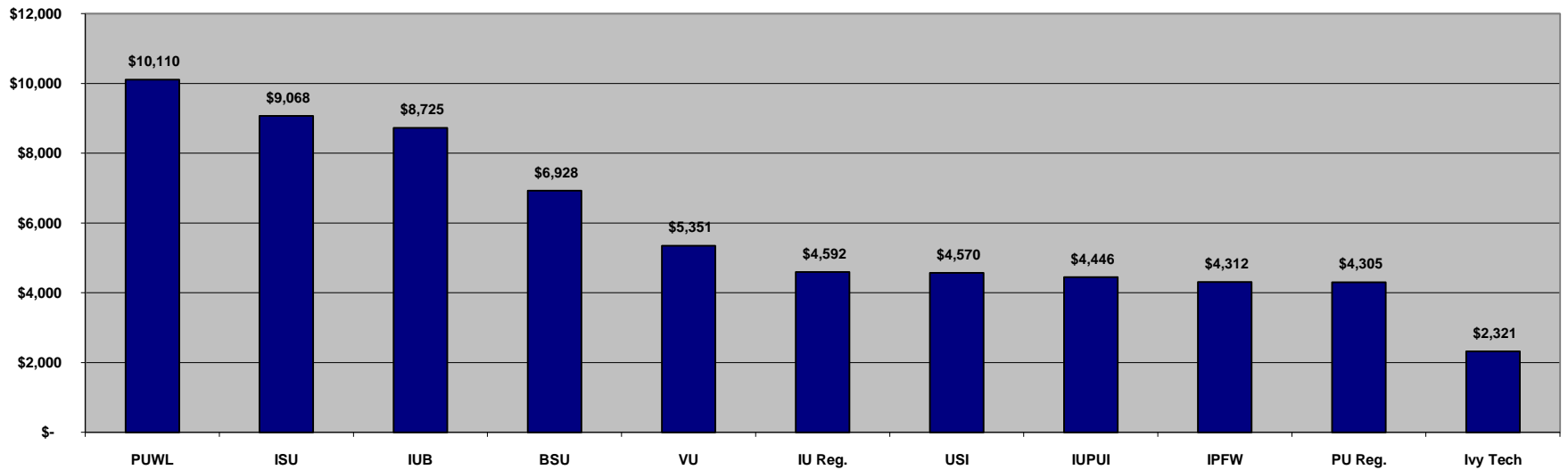
Adult Degree Completion Program

Manufacturing Institute Partnership

Tennessee Completion Model



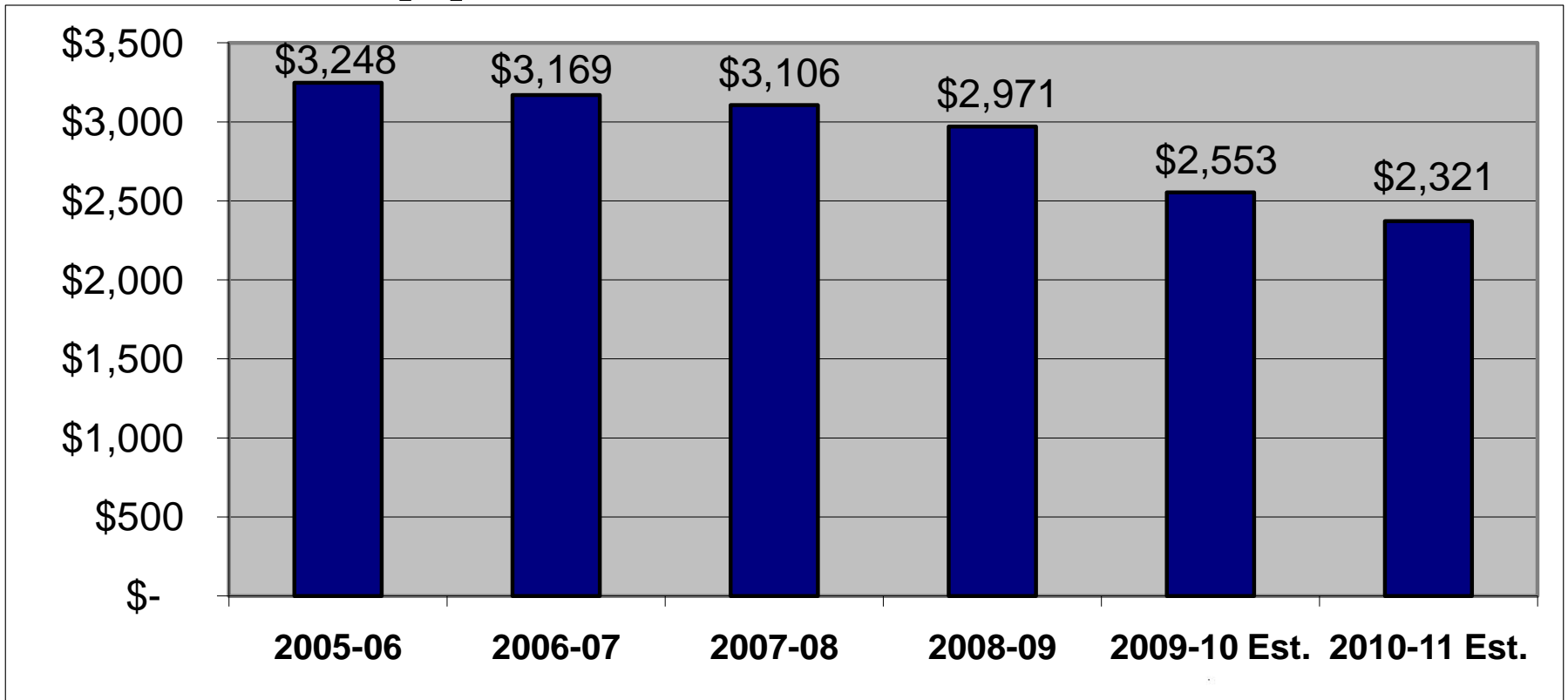
Support for our Students



Appropriation Per FTE Student



Support for our Students



Appropriation Per Ivy Tech FTE Student



Reinvesting Savings into our Students

Initiative	<u>One Time Impact</u>	<u>FY2008 Impact</u>	<u>FY2009 Impact</u>	<u>FY2010 Impact</u>	<u>FY2011 Impact</u>
Bookstore Outsourcing & Privatization	\$ 7,650,000		\$ 3,800,000	\$ 3,682,000	
Single Source Advertising Agency	\$ 300,000				
Health Insurance- Self-Insurance-Claims Mgt-Plan Changes			\$ 3,400,000	\$ 1,600,000	
PC Buy Consolidation with Dell & Price Reductions		\$ 325,000	\$ 1,035,610	\$ 95,150	
Bond Rating Increase from A+ to AA- (Present Value)	\$ 2,638,000				
Build America Bond Savings – PV (Elk/War/Sel/Ind) (Present Value)	\$ 2,700,000				
Property and Casualty Insurance Modification & Re-negotiated Contract			\$ 200,000	\$ 500,452	
Central Indiana Food Service			\$ 96,180		
Waste Disposal Contract Negotiations			\$ 10,900	\$ 10,900	
Distance Ed Headsets and Cameras	\$ 9,700	\$ 9,700			
Energy (Gas) Audit	\$ 9,699		\$ 4,148		
HP PC Negotiation	\$ 14,763				
Stateside Copier Consolidation - IKON	\$ 100,000		\$ 100,000	\$ 400,000	
RCI Telecommunications Audit	\$ 17,769		\$ 4,500	\$ 48,090	
Oracle License Negotiation - Sunguard	\$ 770,720				
Print Marketing Consolidation			\$ 75,000	\$ 75,000	
Phase 1 Financial Aid Commonization				\$ 50,000	
Autodesk CAD Software License Negotiation			\$ 1,357	\$ 6,786	
VOIP - Ft. Wayne BAFO Negotiation & 3-G Interactive Intelligence				\$ 270,085	
Marketing Postage Savings through Jackson Group		\$ 29,071	\$ 115,256	\$ 120,000	
One Time Salary Freeze				\$ 7,000,000	
Architecture A & E Standards			\$ 240,096	\$ 330,390	
Network Equipment Consolidation – RCP- Brocade & Cisco				\$ 550,000	
Furniture Standards and Buy Consolidation					\$ 1,000,000
Guaranteed Energy Savings Contract – Indianapolis	\$ 7,300,000				
Total Savings from Executed Initiatives	\$ 21,510,651	\$ 363,771	\$ 9,083,047	\$ 14,738,853	\$ 1,000,000

Savings (Millions)

Annual = \$25.2

One Time = \$21.5



Unfunded Formula Based Submission

2009-2011 biennium performance formula funding should have resulted in **\$47,000,000** more for Ivy Tech Community College.

Serving over **165,000** students yet we are operating with a funding model of just 120,000 students.

Depending on funding for 2011-2013 Ivy Tech may be short **\$150,000,000** in performance funding over the last two biennia.



Submission Based on CHE Formula

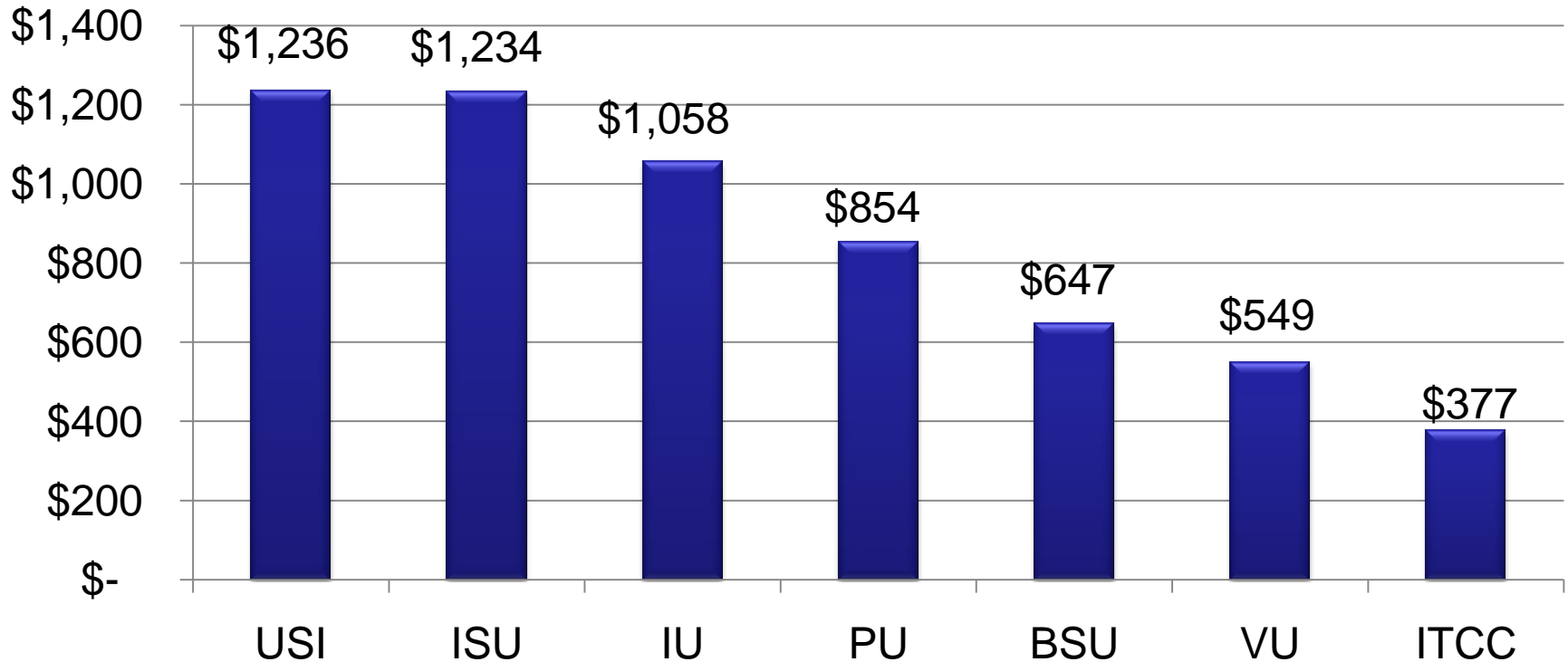
Formula Basis	2011-12	2012-13
Successfully Completed Credit Hours	\$55,417,450	--
Dual Credit Completed Credit Hours	\$5,484,944	--
Change in Degrees	\$4,368,000	--
Low Income Degrees	\$832,000	--

Capital Request

Muncie New Construction	\$35,000,000
Lafayette New Construction	\$25,000,000
South Bend New Construction	\$25,000,000
Ft. Wayne New Construction	\$25,000,000
Columbus New Construction	\$30,000,000



Debt Service



Costs Per Estimated FTE Student



73% of our
students are
working adults



Average Income
\$25,073

Median Income
\$19,103





