

## **B — APPROPRIATIONS OVERVIEW**



# Functional Summary

	Passed Budget FY 2019-2020	Passed Budget FY 2020-2021
<b>SUMMARY BY FUNCTION - GRAND TOTALS</b>		
<b>GENERAL GOVERNMENT</b>		
General Fund	909,200,339	903,120,961
Dedicated Funds	367,635,186	351,318,585
Federal Funds	17,082,397	17,082,397
Funding Total	1,293,917,922	1,271,521,943
<b>PUBLIC SAFETY</b>		
General Fund	1,082,980,211	1,098,272,652
Dedicated Funds	444,486,903	439,783,138
Federal Funds	120,807,904	120,873,643
Funding Total	1,648,275,018	1,658,929,433
<b>CONSERVATION AND ENVIRONMENT</b>		
General Fund	96,250,414	101,337,759
Dedicated Funds	185,151,349	182,919,749
Federal Funds	33,529,832	33,529,832
Funding Total	314,931,595	317,787,340
<b>ECONOMIC DEVELOPMENT</b>		
General Fund	124,799,867	123,799,867
Dedicated Funds	52,001,584	54,501,584
Federal Funds	469,855,218	469,855,218
Funding Total	646,656,669	648,156,669
<b>TRANSPORTATION</b>		
General Fund	47,000,000	47,000,000
Dedicated Funds	2,933,857,205	2,839,366,504
Federal Funds	1,073,181,547	1,093,864,171
Funding Total	4,054,038,752	3,980,230,675
<b>HEALTH AND HUMAN SERVICES</b>		
General Fund	4,127,784,317	4,250,175,317
Dedicated Funds	2,040,538,355	2,072,518,931
Federal Funds	12,986,426,452	12,782,439,651
Funding Total	19,154,749,124	19,105,133,899
<b>EDUCATION</b>		
General Fund	10,651,602,949	10,905,447,203
Dedicated Funds	44,411,463	44,080,453
Federal Funds	1,051,441,854	1,051,441,854
Local Funds	705	705
Funding Total	11,747,456,971	12,000,970,215
<b>DISTRIBUTIONS</b>		
General Fund	60,157,037	60,244,916
Dedicated Funds	258,067,809	258,017,044
Funding Total	318,224,846	318,261,960
<b>GRAND TOTAL</b>		
General Fund	17,099,775,134	17,489,398,675
Dedicated Funds	6,326,149,854	6,242,505,988
Federal Funds	15,752,325,204	15,569,086,766
Local Funds	705	705
Funding Total	39,178,250,897	39,300,992,134

# Functional Summary

	Passed Budget FY 2019-2020	Passed Budget FY 2020-2021
<b>SUMMARY BY FUNCTION - OPERATING</b>		
<b>GENERAL GOVERNMENT</b>		
General Fund	644,738,643	619,793,935
Dedicated Funds	320,254,604	339,270,402
Federal Funds	17,082,397	17,082,397
Funding Total	982,075,644	976,146,734
<b>PUBLIC SAFETY</b>		
General Fund	1,076,195,784	1,079,488,225
Dedicated Funds	435,856,148	430,916,001
Federal Funds	120,807,904	120,873,643
Funding Total	1,632,859,836	1,631,277,869
<b>CONSERVATION AND ENVIRONMENT</b>		
General Fund	83,608,916	84,146,262
Dedicated Funds	169,316,248	172,711,076
Federal Funds	33,529,832	33,529,832
Funding Total	286,454,996	290,387,170
<b>ECONOMIC DEVELOPMENT</b>		
General Fund	124,799,867	123,799,867
Dedicated Funds	52,001,584	54,501,584
Federal Funds	469,855,218	469,855,218
Funding Total	646,656,669	648,156,669
<b>TRANSPORTATION</b>		
General Fund	47,000,000	47,000,000
Dedicated Funds	2,914,934,955	2,826,059,254
Federal Funds	1,073,181,547	1,093,864,171
Funding Total	4,035,116,502	3,966,923,425
<b>HEALTH AND HUMAN SERVICES</b>		
General Fund	4,123,694,228	4,246,085,228
Dedicated Funds	2,033,148,553	2,068,138,382
Federal Funds	12,986,426,452	12,782,439,651
Funding Total	19,143,269,233	19,096,663,261
<b>EDUCATION</b>		
General Fund	10,588,561,224	10,857,105,478
Dedicated Funds	44,411,463	44,080,453
Federal Funds	1,051,441,854	1,051,441,854
Local Funds	705	705
Funding Total	11,684,415,246	11,952,628,490
<b>DISTRIBUTIONS</b>		
General Fund	60,157,037	60,244,916
Dedicated Funds	258,067,809	258,017,044
Funding Total	318,224,846	318,261,960
<b>TOTAL OPERATING</b>		
General Fund	16,748,755,699	17,117,663,911
Dedicated Funds	6,227,991,364	6,193,694,196
Federal Funds	15,752,325,204	15,569,086,766
Local Funds	705	705
Funding Total	38,729,072,972	38,880,445,578

# Functional Summary

		Passed Budget FY 2019-2020	Passed Budget FY 2020-2021
<b>SUMMARY BY FUNCTION - CONSTRUCTION</b>			
<b>GENERAL GOVERNMENT</b>			
	General Fund	264,461,696	283,327,026
	Dedicated Funds	47,380,582	12,048,183
	Funding Total	311,842,278	295,375,209
<b>PUBLIC SAFETY</b>			
	General Fund	6,784,427	18,784,427
	Dedicated Funds	8,630,755	8,867,137
	Funding Total	15,415,182	27,651,564
<b>CONSERVATION AND ENVIRONMENT</b>			
	General Fund	12,641,498	17,191,497
	Dedicated Funds	15,835,101	10,208,673
	Funding Total	28,476,599	27,400,170
<b>TRANSPORTATION</b>			
	Dedicated Funds	18,922,250	13,307,250
<b>HEALTH AND HUMAN SERVICES</b>			
	General Fund	4,090,089	4,090,089
	Dedicated Funds	7,389,802	4,380,549
	Funding Total	11,479,891	8,470,638
<b>EDUCATION</b>			
	General Fund	63,041,725	48,341,725
<b>TOTAL CONSTRUCTION</b>			
	General Fund	351,019,435	371,734,764
	Dedicated Funds	98,158,490	48,811,792
	Funding Total	449,177,925	420,546,556

(This page intentionally left blank.)

# Agency Summary

	Passed Budget FY20	Passed Budget FY21
<b>00003-House of Representatives</b>		
General Fund	22,849,060	23,544,996
<b>00004-Senate</b>		
General Fund	14,190,000	15,478,000
<b>00015-Indiana Lobby Registration Commission</b>		
General Fund	338,244	373,016
<b>00017-Legislative Council and the Legislative Services Agency</b>		
General Fund	22,526,968	22,098,784
Dedicated Funds	10,010	10,010
Total	22,536,978	22,108,794
<b>00019-Commission on Uniform State Laws</b>		
General Fund	97,811	87,498
<b>00022-Supreme Court</b>		
General Fund	136,658,467	136,996,027
Dedicated Funds	25,109,896	25,109,896
Federal Funds	10,496,825	10,496,825
Total	172,265,188	172,602,748
<b>00023-Court of Appeals</b>		
General Fund	12,654,776	12,654,776
<b>00025-Public Defender Commission</b>		
General Fund	22,820,000	22,820,000
Dedicated Funds	7,513,227	7,513,227
Total	30,333,227	30,333,227
<b>00028-Tax Court</b>		
General Fund	910,453	910,453
<b>00030-Governor's Office</b>		
General Fund	2,089,592	2,089,592
Dedicated Funds	5,000,000	5,000,000
Total	7,089,592	7,089,592

# Agency Summary

	Passed Budget FY20	Passed Budget FY21
<b>00032-Criminal Justice Institute</b>		
General Fund	10,709,123	10,709,123
Dedicated Funds	6,927,780	6,927,780
Federal Funds	23,496,768	23,496,768
<b>Total</b>	<b>41,133,671</b>	<b>41,133,671</b>
<b>00035-Governor's Council for Developmental Disabilities</b>		
Federal Funds	1,125,674	1,125,674
<b>00036-Department of Agriculture</b>		
General Fund	3,480,025	3,480,025
Dedicated Funds	5,834,392	5,834,392
Federal Funds	130,000	130,000
<b>Total</b>	<b>9,444,417</b>	<b>9,444,417</b>
<b>00038-Lieutenant Governor</b>		
General Fund	14,166,986	14,166,986
Dedicated Funds	1,834,500	1,834,500
Federal Funds	25,590,351	25,590,351
<b>Total</b>	<b>41,591,837</b>	<b>41,591,837</b>
<b>00039-Prosecuting Attorneys' Council</b>		
General Fund	3,203,830	3,203,830
Dedicated Funds	234,662	234,662
Federal Funds	190,695	190,695
<b>Total</b>	<b>3,629,187</b>	<b>3,629,187</b>
<b>00040-Secretary of State</b>		
General Fund	6,227,328	6,232,516
Dedicated Funds	17,512,643	7,512,643
<b>Total</b>	<b>23,739,971</b>	<b>13,745,159</b>
<b>00044-Indiana Protection and Advocacy Services Commission</b>		
Dedicated Funds	6,331	6,331
Federal Funds	2,020,082	2,020,082
<b>Total</b>	<b>2,026,413</b>	<b>2,026,413</b>
<b>00046-Attorney General</b>		
General Fund	21,532,051	21,532,051
Dedicated Funds	14,560,900	14,560,900
Federal Funds	5,997,459	5,997,459
<b>Total</b>	<b>42,090,410</b>	<b>42,090,410</b>



# Agency Summary

	Passed Budget FY20	Passed Budget FY21
<b>00048-Treasurer of State</b>		
General Fund	1,596,147	1,596,147
Dedicated Funds	14,000,000	14,000,000
<b>Total</b>	<b>15,596,147</b>	<b>15,596,147</b>
<b>00050-Auditor of State</b>		
General Fund	67,278,436	67,366,315
Dedicated Funds	963,466,909	943,416,144
<b>Total</b>	<b>1,030,745,345</b>	<b>1,010,782,459</b>
<b>00054-Distressed Unit Appeal Board</b>		
General Fund	5,000,000	5,000,000
<b>00055-Office of Management and Budget</b>		
General Fund	497,515	497,515
<b>00057-State Budget Agency</b>		
General Fund	223,897,613	219,337,626
Dedicated Funds	41,788,353	61,788,353
<b>Total</b>	<b>265,685,966</b>	<b>281,125,979</b>
<b>00060-Management and Performance Hub</b>		
General Fund	8,252,558	8,252,558
Dedicated Funds	317,526	0
<b>Total</b>	<b>8,570,084</b>	<b>8,252,558</b>
<b>00061-Department of Administration</b>		
General Fund	95,562,431	89,269,473
Dedicated Funds	26,169,841	20,574,481
<b>Total</b>	<b>121,732,272</b>	<b>109,843,954</b>
<b>00062-Indiana Archives and Records Administration</b>		
General Fund	2,033,480	2,033,480
Dedicated Funds	470,517	353,517
Federal Funds	44,113	44,113
<b>Total</b>	<b>2,548,110</b>	<b>2,431,110</b>

# Agency Summary

	Passed Budget FY20	Passed Budget FY21
<b>00063-Indiana Election Division</b>		
General Fund	6,300,322	6,301,360
Dedicated Funds	73,979	73,979
Federal Funds	6,475	6,475
Total	6,380,776	6,381,814
<b>00064-Office of the Public Access Counselor</b>		
General Fund	319,176	300,176
<b>00067-Office of Technology</b>		
Dedicated Funds	1,175,918	1,175,918
<b>00070-State Personnel Department</b>		
General Fund	4,090,216	4,090,216
<b>00072-Indiana Public Retirement System</b>		
General Fund	1,079,453,124	1,107,676,560
Dedicated Funds	138,360,911	138,340,911
Total	1,217,814,035	1,246,017,471
<b>00074-State Employees' Appeals Commission</b>		
General Fund	136,203	136,337
<b>00075-Office of Inspector General</b>		
General Fund	1,196,064	1,196,064
<b>00080-State Board of Accounts</b>		
General Fund	13,720,717	13,760,717
Dedicated Funds	15,292,124	15,292,124
Total	29,012,841	29,052,841
<b>00090-Department of Revenue</b>		
General Fund	94,641,257	95,741,257
Dedicated Funds	9,984,564	9,729,064
Total	104,625,821	105,470,321
<b>00100-Indiana State Police</b>		
General Fund	223,568,590	235,732,354
Dedicated Funds	23,289,968	23,328,467
Federal Funds	9,718,753	9,718,753
Total	256,577,311	268,779,574

# Agency Summary

	Passed Budget FY20	Passed Budget FY21
<b>00103-Law Enforcement Training Academy</b>		
General Fund	2,245,272	2,487,272
Dedicated Funds	2,962,806	3,212,806
<b>Total</b>	<b>5,208,078</b>	<b>5,700,078</b>
<b>00110-Adjutant General</b>		
General Fund	14,713,307	14,722,236
Dedicated Funds	105,755	1,381,592
Federal Funds	59,833,391	59,895,665
<b>Total</b>	<b>74,652,453</b>	<b>75,999,493</b>
<b>00115-State Department of Toxicology</b>		
General Fund	2,446,920	2,446,920
Dedicated Funds	355,000	355,000
Federal Funds	200,000	200,000
<b>Total</b>	<b>3,001,920</b>	<b>3,001,920</b>
<b>00160-Department of Veterans' Affairs</b>		
General Fund	4,110,921	3,860,921
Dedicated Funds	1,778,858	1,778,858
Federal Funds	429,661	429,661
<b>Total</b>	<b>6,319,440</b>	<b>6,069,440</b>
<b>00190-Indiana Gaming Commission</b>		
Dedicated Funds	29,315,175	29,315,175
<b>00195-Indiana Department of Gaming Research</b>		
General Fund	325,000	325,000
<b>00200-Utility Regulatory Commission</b>		
Dedicated Funds	10,686,913	10,686,913
Federal Funds	878,887	878,887
<b>Total</b>	<b>11,565,800</b>	<b>11,565,800</b>
<b>00205-Utility Consumer Counselor</b>		
Dedicated Funds	7,786,200	7,786,200
<b>00208-Department of Financial Institutions</b>		
Dedicated Funds	9,604,861	9,548,937

# Agency Summary

	Passed Budget FY20	Passed Budget FY21
<b>00210-Department of Insurance</b>		
Dedicated Funds	127,221,362	127,221,362
Federal Funds	1,015,356	1,015,356
<b>Total</b>	<b>128,236,718</b>	<b>128,236,718</b>
<b>00215-Department of Local Government Finance</b>		
General Fund	5,431,997	5,431,997
Dedicated Funds	422,250	422,250
<b>Total</b>	<b>5,854,247</b>	<b>5,854,247</b>
<b>00217-Indiana Board of Tax Review</b>		
General Fund	1,521,031	1,521,031
Dedicated Funds	464,376	464,376
<b>Total</b>	<b>1,985,407</b>	<b>1,985,407</b>
<b>00220-Worker's Compensation Board</b>		
General Fund	1,924,663	1,924,663
Dedicated Funds	7,863,351	7,863,351
<b>Total</b>	<b>9,788,014</b>	<b>9,788,014</b>
<b>00225-Department of Labor</b>		
General Fund	3,319,850	3,319,850
Dedicated Funds	642,502	601,002
Federal Funds	3,284,900	3,284,900
<b>Total</b>	<b>7,247,252</b>	<b>7,205,752</b>
<b>00230-Alcohol and Tobacco Commission</b>		
Dedicated Funds	22,384,785	22,361,136
Federal Funds	220,000	220,000
<b>Total</b>	<b>22,604,785</b>	<b>22,581,136</b>
<b>00235-Bureau of Motor Vehicles</b>		
General Fund	26,940,747	26,940,747
Dedicated Funds	44,262,537	38,592,537
<b>Total</b>	<b>71,203,284</b>	<b>65,533,284</b>
<b>00240-Coroners' Training Board</b>		
Dedicated Funds	371,538	371,538

# Agency Summary

	Passed Budget FY20	Passed Budget FY21
<b>00250-Professional Licensing Agency</b>		
General Fund	4,671,973	4,676,412
Dedicated Funds	3,241,931	3,242,062
Federal Funds	467,014	467,014
<b>Total</b>	<b>8,380,918</b>	<b>8,385,488</b>
<b>00258-Civil Rights Commission</b>		
General Fund	2,241,887	2,244,834
Dedicated Funds	99,443	99,443
Federal Funds	543,105	543,105
<b>Total</b>	<b>2,884,435</b>	<b>2,887,382</b>
<b>00260-Indiana Economic Development Corporation</b>		
General Fund	56,342,426	55,342,426
Dedicated Funds	21,099,365	23,599,365
Federal Funds	5,844,237	5,844,237
<b>Total</b>	<b>83,286,028</b>	<b>84,786,028</b>
<b>00261-Indiana Finance Authority</b>		
Dedicated Funds	2,500,000	2,500,000
<b>00263-Housing and Community Development Authority</b>		
General Fund	2,764,991	2,764,991
Dedicated Funds	8,000,000	8,000,000
<b>Total</b>	<b>10,764,991</b>	<b>10,764,991</b>
<b>00265-Indiana Horse Racing Commission</b>		
Dedicated Funds	29,165,394	29,154,179
<b>00266-Office of Energy Development</b>		
General Fund	235,109	235,109
Federal Funds	1,172,627	1,172,627
<b>Total</b>	<b>1,407,736</b>	<b>1,407,736</b>
<b>00286-Integrated Public Safety Commission</b>		
Dedicated Funds	13,699,449	13,699,449
Federal Funds	350,000	350,000
<b>Total</b>	<b>14,049,449</b>	<b>14,049,449</b>

# Agency Summary

	Passed Budget FY20	Passed Budget FY21
<hr/>		
<b>00300-Department of Natural Resources</b>		
General Fund	57,243,928	57,528,755
Dedicated Funds	92,522,467	87,035,039
Federal Funds	32,705,366	32,705,366
<hr/>		
Total	182,471,761	177,269,160
<b>00303-Indiana State Museum and Historic Sites Corporation</b>		
General Fund	9,802,717	9,802,716
Dedicated Funds	1,638,455	1,499,455
<hr/>		
Total	11,441,172	11,302,171
<b>00310-White River State Park Development Commission</b>		
General Fund	878,242	878,242
<b>00315-World War Memorial Commission</b>		
General Fund	2,269,818	9,119,818
Dedicated Funds	172,851	172,851
<hr/>		
Total	2,442,669	9,292,669
<b>00322-Kankakee River Basin Commission</b>		
General Fund	2,352,487	52,487
<b>00323-Indiana And Michigan Boundary Line Commission</b>		
General Fund	0	250,000
<b>00325-Maumee River Basin Commission</b>		
General Fund	101,850	101,850
<b>00330-St. Joseph River Basin Commission</b>		
General Fund	104,974	104,974
<b>00340-Bureau of Motor Vehicles Commission</b>		
Dedicated Funds	95,026,572	94,453,053
<b>00351-State Board of Animal Health</b>		
General Fund	6,979,652	6,904,852
Dedicated Funds	216,082	216,082
Federal Funds	2,120,363	2,123,828
<hr/>		
Total	9,316,097	9,244,762

# Agency Summary

	Passed Budget FY20	Passed Budget FY21
<b>00385-Department of Homeland Security</b>		
General Fund	19,255,754	19,255,754
Dedicated Funds	18,238,874	18,238,874
Federal Funds	11,516,754	11,516,754
<b>Total</b>	<b>49,011,382</b>	<b>49,011,382</b>
<b>00400-State Department of Health</b>		
General Fund	29,556,414	29,556,414
Dedicated Funds	87,268,156	87,268,156
Federal Funds	249,623,348	249,623,348
<b>Total</b>	<b>366,447,918</b>	<b>366,447,918</b>
<b>00405-Family and Social Services Administration</b>		
General Fund	16,120,804	16,120,804
Federal Funds	43,893,056	43,893,056
<b>Total</b>	<b>60,013,860</b>	<b>60,013,860</b>
<b>00410-Division of Mental Health</b>		
General Fund	144,833,638	144,833,638
Dedicated Funds	22,244,414	21,244,414
Federal Funds	85,259,106	51,530,190
<b>Total</b>	<b>252,337,158</b>	<b>217,608,242</b>
<b>00415-Evansville Psychiatric Children's Center</b>		
General Fund	281,422	281,422
Dedicated Funds	3,541,107	3,541,107
Federal Funds	25,000	25,000
<b>Total</b>	<b>3,847,529</b>	<b>3,847,529</b>
<b>00425-Evansville State Hospital</b>		
General Fund	24,246,876	24,246,876
Dedicated Funds	4,428,975	3,802,558
<b>Total</b>	<b>28,675,851</b>	<b>28,049,434</b>
<b>00430-Madison State Hospital</b>		
General Fund	24,740,777	24,740,777
Dedicated Funds	3,911,219	3,911,219
<b>Total</b>	<b>28,651,996</b>	<b>28,651,996</b>

# Agency Summary

	Passed Budget FY20	Passed Budget FY21
<b>00435-Logansport State Hospital</b>		
General Fund	31,645,399	31,645,399
Dedicated Funds	1,922,348	3,661,556
<b>Total</b>	<b>33,567,747</b>	<b>35,306,955</b>
<b>00440-Richmond State Hospital</b>		
General Fund	33,109,363	33,109,363
Dedicated Funds	2,683,320	2,683,320
<b>Total</b>	<b>35,792,683</b>	<b>35,792,683</b>
<b>00450-Larue Carter Memorial Hospital</b>		
General Fund	2,190,308	1,331,308
<b>00451-Neuro Diagnostic Institute</b>		
General Fund	20,818,869	20,818,869
Dedicated Funds	12,497,244	15,758,200
Federal Funds	72,125	72,846
<b>Total</b>	<b>33,388,238</b>	<b>36,649,915</b>
<b>00495-Department of Environmental Management</b>		
General Fund	23,163,448	23,163,448
Dedicated Funds	90,817,576	94,212,404
Federal Funds	824,466	824,466
<b>Total</b>	<b>114,805,490</b>	<b>118,200,318</b>
<b>00496-Office of Environmental Adjudication</b>		
General Fund	332,950	335,469
<b>00497-Division of Disability &amp; Rehabilitation Services</b>		
General Fund	42,780,072	42,780,072
Dedicated Funds	4,727,247	4,727,247
Federal Funds	80,211,357	80,211,357
<b>Total</b>	<b>127,718,676</b>	<b>127,718,676</b>
<b>00498-Division of Aging Administration</b>		
General Fund	59,480,469	59,480,469
Dedicated Funds	5,451,948	5,451,948
Federal Funds	32,227,213	32,227,213
<b>Total</b>	<b>97,159,630</b>	<b>97,159,630</b>



# Agency Summary

	Passed Budget FY20	Passed Budget FY21
<b>00500-Division of Family Resources</b>		
General Fund	128,633,587	128,633,587
Dedicated Funds	5,816,761	5,816,761
Federal Funds	1,257,327,953	1,257,327,953
<b>Total</b>	<b>1,391,778,301</b>	<b>1,391,778,301</b>
<b>00501-Office of Early Childhood and Out-of-School Learning</b>		
General Fund	57,177,728	57,177,728
Dedicated Funds	35,000	35,000
Federal Funds	131,645,319	131,645,319
<b>Total</b>	<b>188,858,047</b>	<b>188,858,047</b>
<b>00502-Department of Child Services</b>		
General Fund	910,227,205	900,227,205
Dedicated Funds	25,550,000	25,550,000
Federal Funds	308,682,646	308,682,646
<b>Total</b>	<b>1,244,459,851</b>	<b>1,234,459,851</b>
<b>00503-Office of Medicaid Policy and Planning</b>		
General Fund	2,568,735,558	2,702,235,558
Dedicated Funds	1,827,613,749	1,859,342,622
Federal Funds	10,793,339,817	10,623,081,211
<b>Total</b>	<b>15,189,689,124</b>	<b>15,184,659,391</b>
<b>00505-Education Employment Relations Board</b>		
General Fund	1,032,718	1,032,718
<b>00510-Department of Workforce Development</b>		
General Fund	46,694,854	46,694,854
Dedicated Funds	11,759,251	11,759,251
Federal Funds	437,118,003	437,118,003
<b>Total</b>	<b>495,572,108</b>	<b>495,572,108</b>
<b>00512-Workforce Cabinet</b>		
General Fund	2,879,000	2,879,000
<b>00515-Industry and Farms Division</b>		
Dedicated Funds	41,212,624	42,598,439

# Agency Summary

	Passed Budget FY20	Passed Budget FY21
<b>00550-Indiana School for the Blind and Visually Impaired</b>		
General Fund	11,680,183	11,680,183
Dedicated Funds	676,147	380,034
Federal Funds	184,095	184,095
<b>Total</b>	<b>12,540,425</b>	<b>12,244,312</b>
<b>00560-Indiana School for the Deaf</b>		
General Fund	17,058,533	17,058,533
Dedicated Funds	3,520,210	1,594,279
Federal Funds	360,000	360,000
<b>Total</b>	<b>20,938,743</b>	<b>19,012,812</b>
<b>00570-Indiana Veterans' Home</b>		
Dedicated Funds	26,865,321	25,965,321
<b>00605-Public Defender</b>		
General Fund	7,498,943	7,498,943
<b>00610-Public Defender Council</b>		
General Fund	1,551,693	1,551,693
Dedicated Funds	312,920	312,920
Federal Funds	346,830	346,830
<b>Total</b>	<b>2,211,443</b>	<b>2,211,443</b>
<b>00614-Chain O' Lakes Correctional Facility</b>		
General Fund	1,909,864	1,909,864
<b>00615-Department of Correction</b>		
General Fund	287,225,267	290,170,429
Dedicated Funds	9,802,682	9,802,682
Federal Funds	7,162,613	7,162,613
<b>Total</b>	<b>304,190,562</b>	<b>307,135,724</b>
<b>00616-North Central Juvenile Facility</b>		
General Fund	13,680,064	13,680,064
Dedicated Funds	0	170,000
<b>Total</b>	<b>13,680,064</b>	<b>13,850,064</b>
<b>00618-Miami Correctional Facility</b>		
General Fund	36,178,845	36,178,845

# Agency Summary

	Passed Budget FY20	Passed Budget FY21
<hr/>		
<b>00620-Indiana State Prison</b>		
General Fund	40,085,375	40,085,375
Dedicated Funds	4,900,000	750,000
<hr/>		
Total	44,985,375	40,835,375
<b>00621-Parole Division</b>		
General Fund	12,902,409	12,902,409
<b>00622-South Bend Work Release Center</b>		
General Fund	2,388,666	2,388,666
Dedicated Funds	359,788	359,788
<hr/>		
Total	2,748,454	2,748,454
<b>00623-Heritage Trail Correctional Facility</b>		
General Fund	8,963,507	8,963,507
Dedicated Funds	0	200,000
<hr/>		
Total	8,963,507	9,163,507
<b>00630-Pendleton Correctional Facility</b>		
General Fund	36,478,762	36,478,762
Dedicated Funds	890,000	400,000
<hr/>		
Total	37,368,762	36,878,762
<b>00635-Correctional Industrial Facility</b>		
General Fund	22,480,128	22,480,128
Dedicated Funds	0	1,650,000
<hr/>		
Total	22,480,128	24,130,128
<b>00640-Women's Prison</b>		
General Fund	13,534,564	13,534,564
Dedicated Funds	400,000	0
<hr/>		
Total	13,934,564	13,534,564
<b>00645-New Castle Correctional Facility</b>		
General Fund	42,109,650	42,109,650
<b>00650-Putnamville Correctional Facility</b>		
General Fund	34,167,472	34,167,472
Dedicated Funds	856,000	1,020,145
<hr/>		
Total	35,023,472	35,187,617

# Agency Summary

	Passed Budget FY20	Passed Budget FY21
<hr/>		
<b>00655-Pendleton Juvenile Correctional Facility</b>		
General Fund	18,043,101	18,043,101
<b>00660-Indianapolis Re-Entry Educational Facility</b>		
General Fund	180,000	180,000
<b>00661-LaPorte Juvenile Correctional Facility</b>		
General Fund	4,545,910	4,545,910
<b>00665-Wabash Valley Correctional Facility</b>		
General Fund	44,135,414	44,135,414
<b>00667-Madison Correctional Facility</b>		
General Fund	12,649,187	12,649,187
<b>00675-Branchville Correctional Facility</b>		
General Fund	18,599,809	18,599,809
Dedicated Funds	0	342,400
Total	18,599,809	18,942,209
<hr/>		
<b>00680-Westville Correctional Facility</b>		
General Fund	48,374,634	48,374,634
<b>00685-Rockville Correctional Facility for Women</b>		
General Fund	17,624,570	17,624,570
<b>00690-Plainfield Correctional Facility</b>		
General Fund	26,354,977	26,354,977
Dedicated Funds	979,000	2,203,000
Total	27,333,977	28,557,977
<hr/>		
<b>00695-Reception and Diagnostic Center</b>		
General Fund	16,397,663	16,397,663
<b>00697-Edinburgh Correctional Facility</b>		
General Fund	4,762,635	4,762,635

# Agency Summary

	Passed Budget FY20	Passed Budget FY21
<b>00700-Department of Education</b>		
General Fund	7,623,473,563	7,806,373,563
Dedicated Funds	1,577,004	1,577,004
Federal Funds	623,933,776	623,933,776
Local Funds	705	705
<b>Total</b>	<b>8,248,985,048</b>	<b>8,431,885,048</b>
<b>00701-State Board of Education</b>		
General Fund	28,154,705	24,654,705
<b>00704-Indiana Charter School Board</b>		
General Fund	522,423	522,423
Dedicated Funds	2,356	2,356
<b>Total</b>	<b>524,779</b>	<b>524,779</b>
<b>00705-Arts Commission</b>		
General Fund	3,920,491	3,920,491
Dedicated Funds	10,000	10,000
Federal Funds	774,700	774,700
<b>Total</b>	<b>4,705,191</b>	<b>4,705,191</b>
<b>00710-Ivy Tech Community College</b>		
General Fund	279,438,717	283,555,448
<b>00718-School Lunch Division</b>		
Federal Funds	421,735,575	421,735,575
<b>00719-Commission for Higher Education</b>		
General Fund	383,729,584	397,465,055
Dedicated Funds	5,544,918	5,213,908
Federal Funds	1,142,000	1,142,000
<b>Total</b>	<b>390,416,502</b>	<b>403,820,963</b>
<b>00730-State Library</b>		
General Fund	7,450,880	7,450,880
Dedicated Funds	684,487	684,487
Federal Funds	3,855,803	3,855,803
<b>Total</b>	<b>11,991,170</b>	<b>11,991,170</b>
<b>00741-Northwest Indiana Regional Development Authority</b>		
Dedicated Funds	856,013	856,013

# Agency Summary

	Passed Budget FY20	Passed Budget FY21
<b>00750-Indiana University</b>		
General Fund	603,647,196	624,531,411
<b>00755-Medical Education Board</b>		
Dedicated Funds	1,852,698	1,852,698
<b>00756-Graduate Medical Education Board</b>		
Dedicated Funds	4,000,000	4,000,000
<b>00760-Purdue University</b>		
General Fund	401,469,794	419,349,323
Dedicated Funds	740,000	740,000
<b>Total</b>	<b>402,209,794</b>	<b>420,089,323</b>
<b>00770-Indiana State University</b>		
General Fund	85,514,945	90,283,243
<b>00775-University of Southern Indiana</b>		
General Fund	60,363,190	65,103,670
<b>00780-Ball State University</b>		
General Fund	165,412,975	171,800,796
<b>00790-Vincennes University</b>		
General Fund	83,159,768	57,491,477
<b>00800-Department of Transportation</b>		
General Fund	47,000,000	47,000,000
Dedicated Funds	2,238,937,205	2,144,446,504
Federal Funds	1,073,181,547	1,093,864,171
<b>Total</b>	<b>3,359,118,752</b>	<b>3,285,310,675</b>
<b>00878-Indiana State Fair Board</b>		
General Fund	6,049,540	7,154,540
Dedicated Funds	118,063	118,063
<b>Total</b>	<b>6,167,603</b>	<b>7,272,603</b>

# Agency Summary

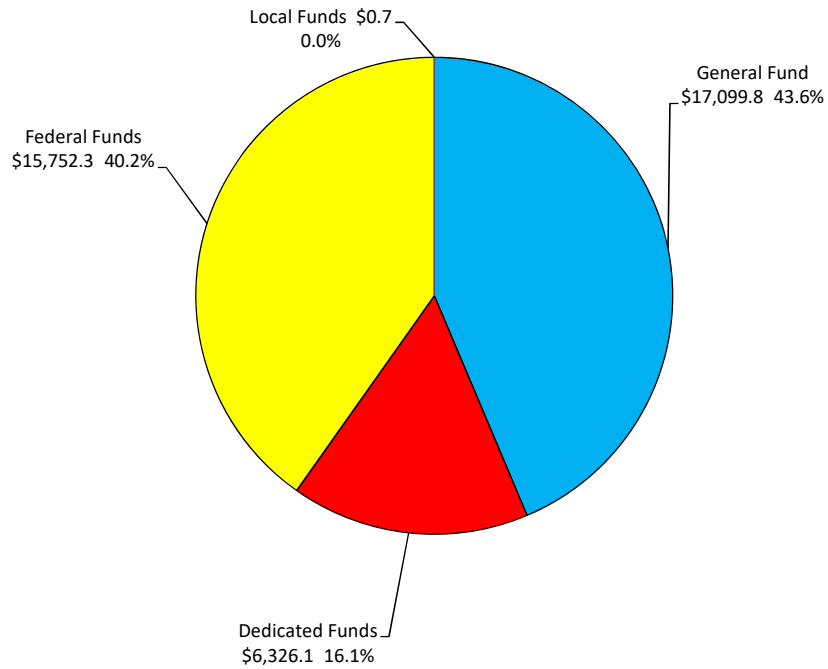
	Passed Budget FY20	Passed Budget FY21
<b>GRAND TOTALS</b>		
General Fund	17,099,775,134	17,489,398,675
Dedicated Funds	6,326,149,854	6,242,505,988
Federal Funds	15,752,325,204	15,569,086,766
Local Funds	705	705
Total	39,178,250,897	39,300,992,134

(This page intentionally left blank.)



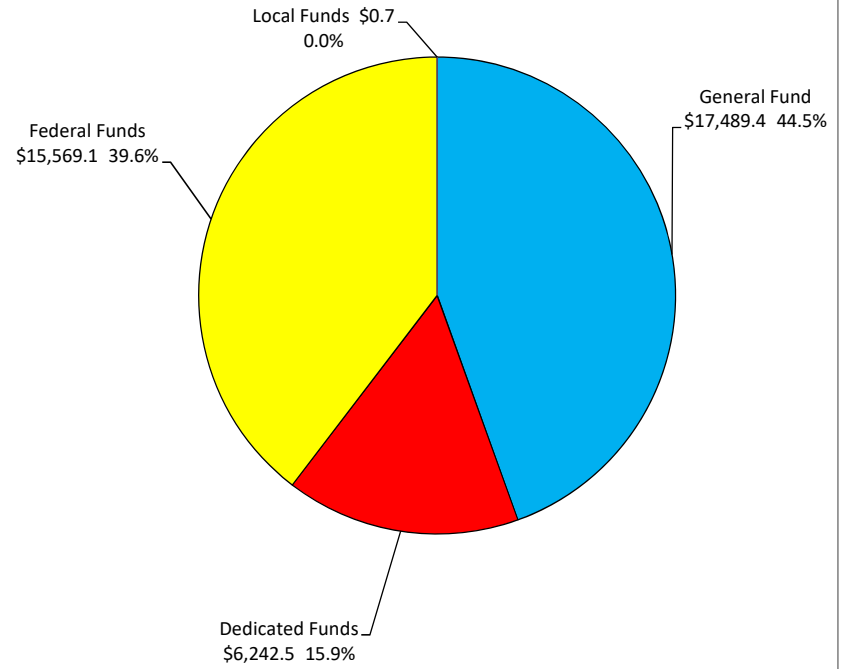
**TOTAL APPROPRIATIONS BY FUND TYPE  
2020-2021 BIENNIUM  
\$78,479.3 Million**

**FY 2019-2020 \$39,178.3 Million**



Sector Values in Millions of Dollars  
Source: Indiana State Budget Agency

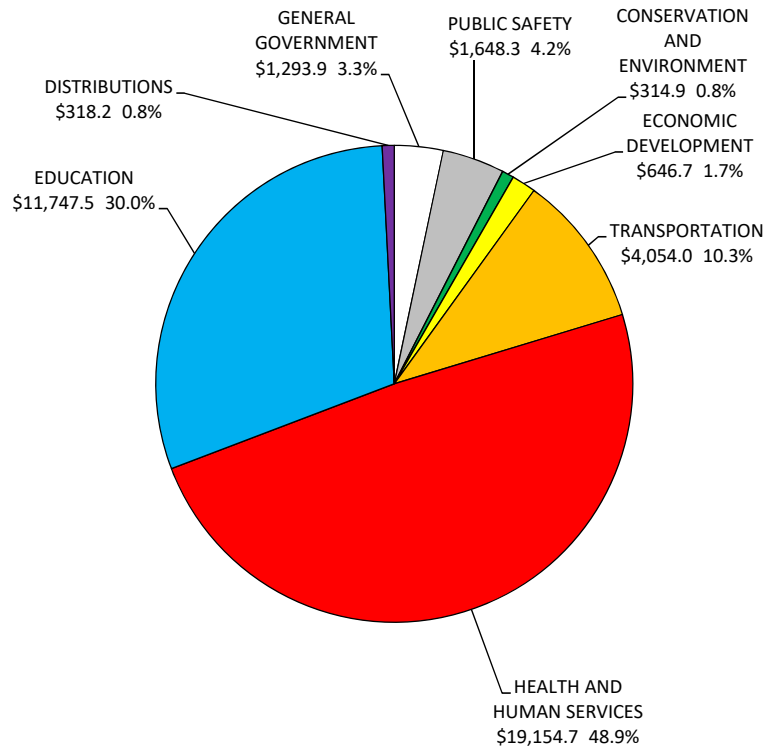
**FY 2020-2021 \$39,301.0 Million**



Sector Values in Millions of Dollars  
Source: Indiana State Budget Agency

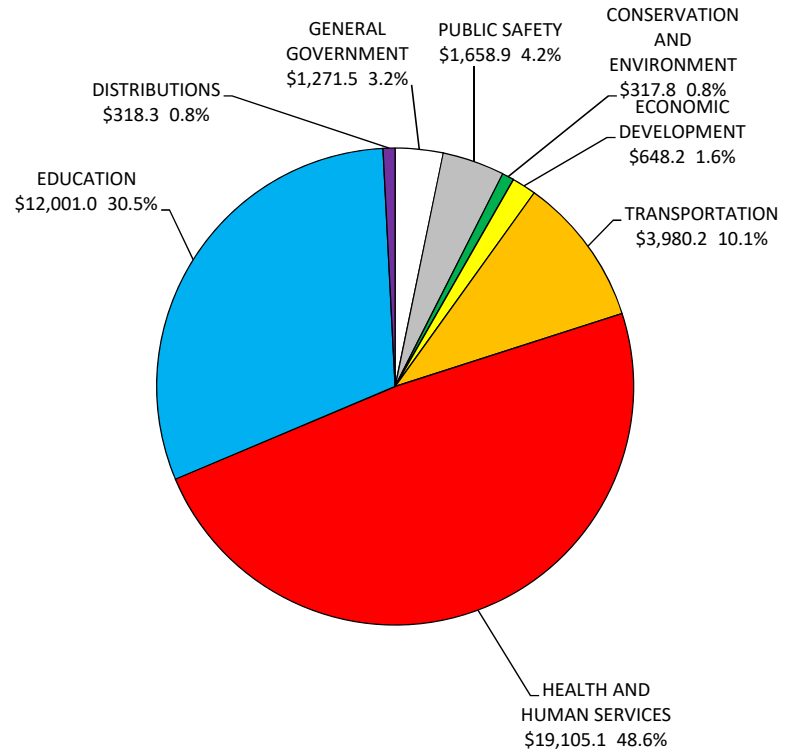
**TOTAL APPROPRIATIONS BY FUNCTIONAL CATEGORY  
2020-2021 BIENNIUM  
\$78,479.3 Million**

**FY 2019-2020 \$39,178.3 Million**



Sector Values in Millions of Dollars  
Source: Indiana State Budget Agency

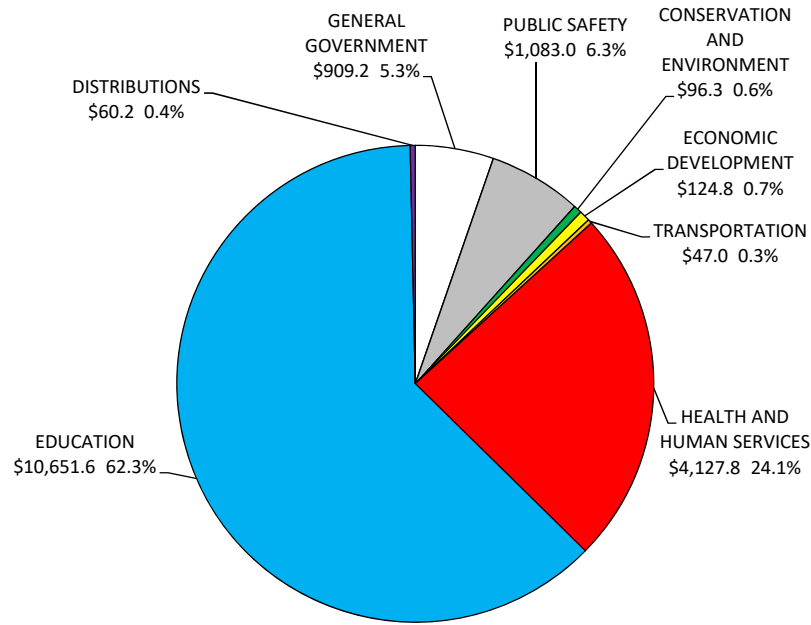
**FY 2020-2021 \$39,301.0 Million**



Sector Values in Millions of Dollars  
Source: Indiana State Budget Agency

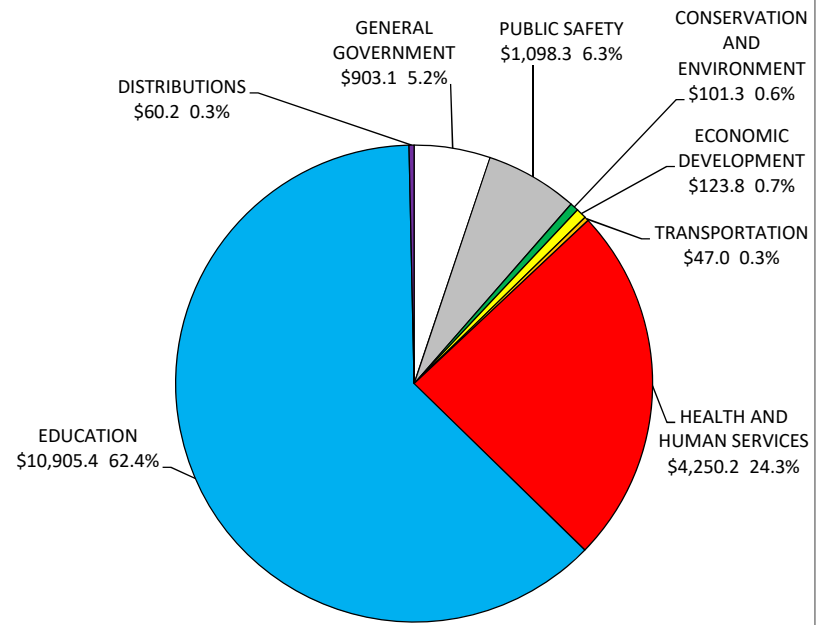
**GENERAL FUND APPROPRIATIONS BY FUNCTIONAL CATEGORY  
2020-2021 BIENNIUM  
\$34,589.2 Million**

**FY 2019-2020 \$17,099.8 Million**



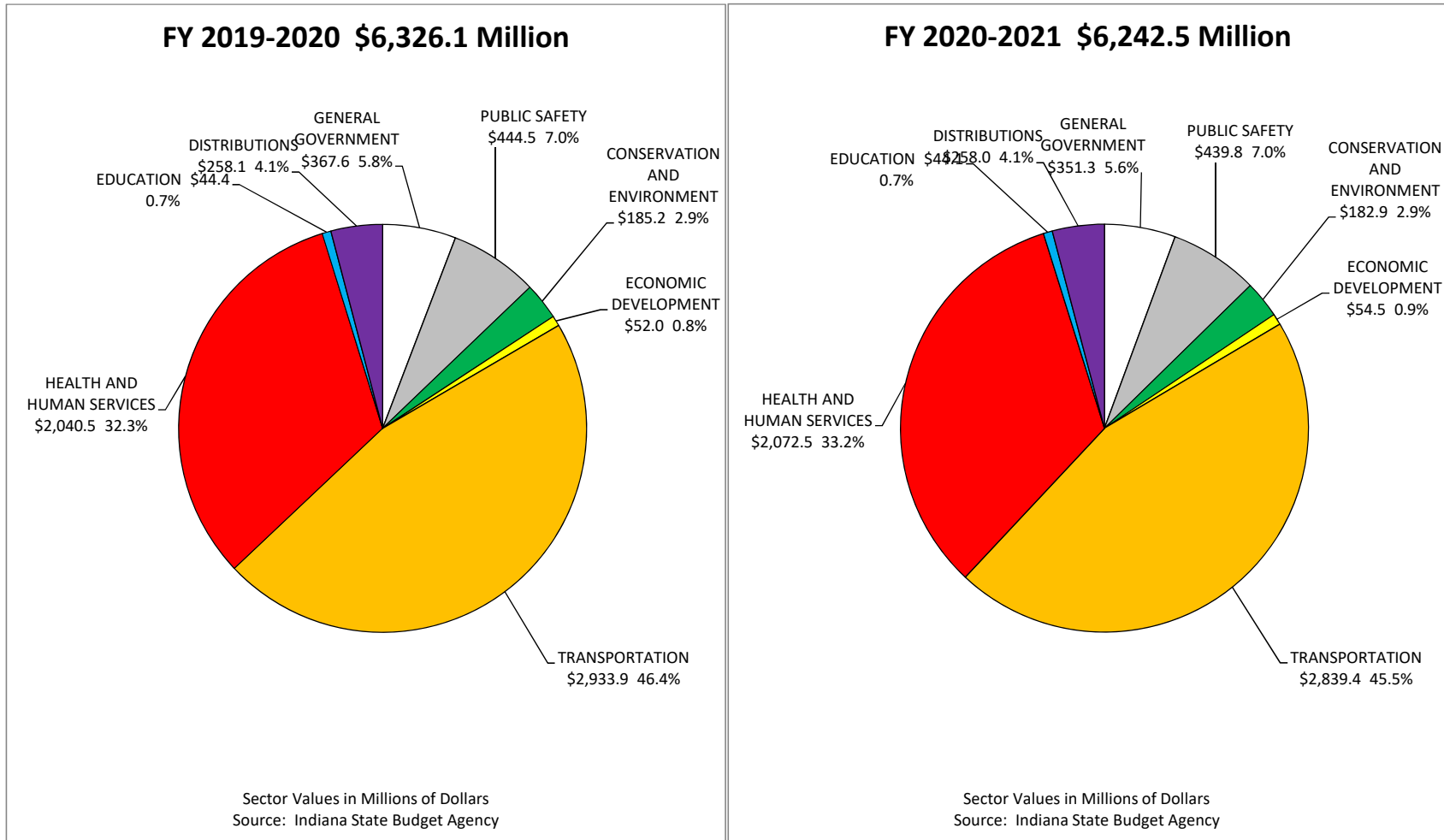
Sector Values in Millions of Dollars  
Source: Indiana State Budget Agency

**FY 2020-2021 \$17,489.4 Million**



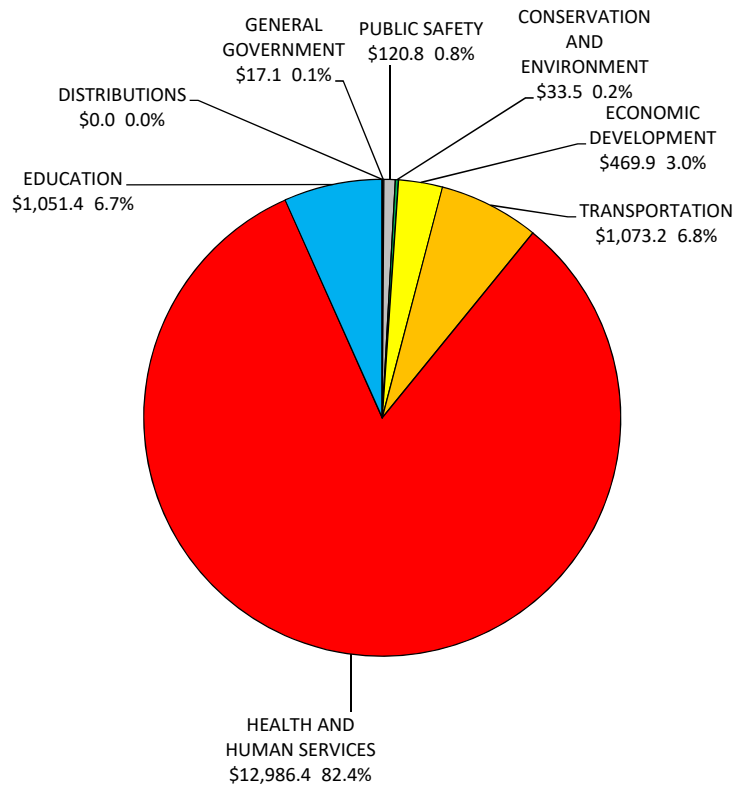
Sector Values in Millions of Dollars  
Source: Indiana State Budget Agency

**DEDICATED FUND APPROPRIATIONS BY FUNCTIONAL CATEGORY  
2020-2021 BIENNIUM  
\$12,568.6 Million**



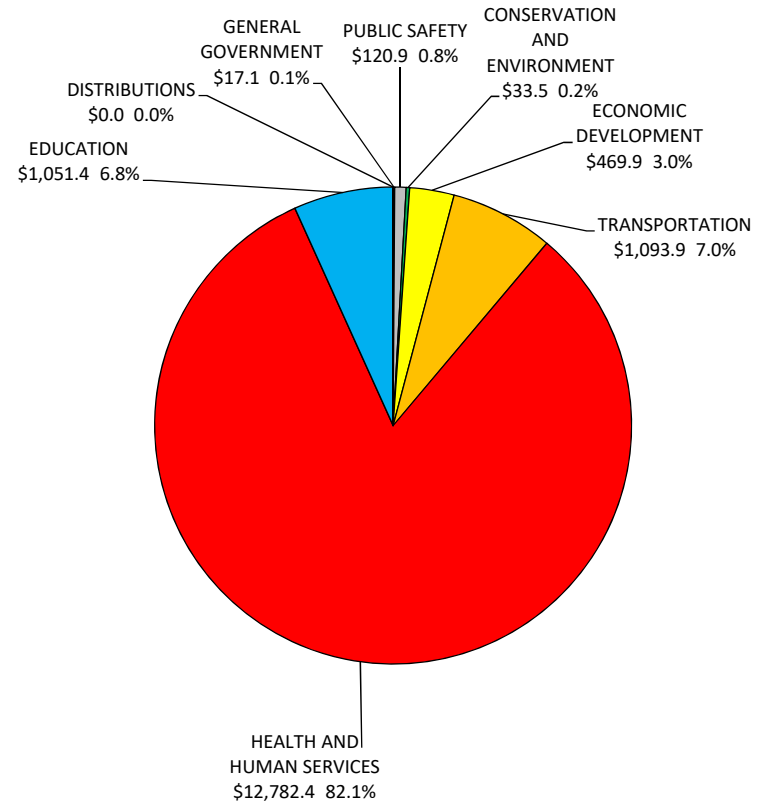
**FEDERAL FUNDS BY FUNCTIONAL CATEGORY  
2020-2021 BIENNIUM  
\$31,321.4 Million**

**FY 2019-2020 \$15,752.3 Million**



Sector Values in Millions of Dollars  
Source: Indiana State Budget Agency

**FY 2020-2021 \$15,569.1 Million**



Sector Values in Millions of Dollars  
Source: Indiana State Budget Agency

(This page intentionally left blank.)