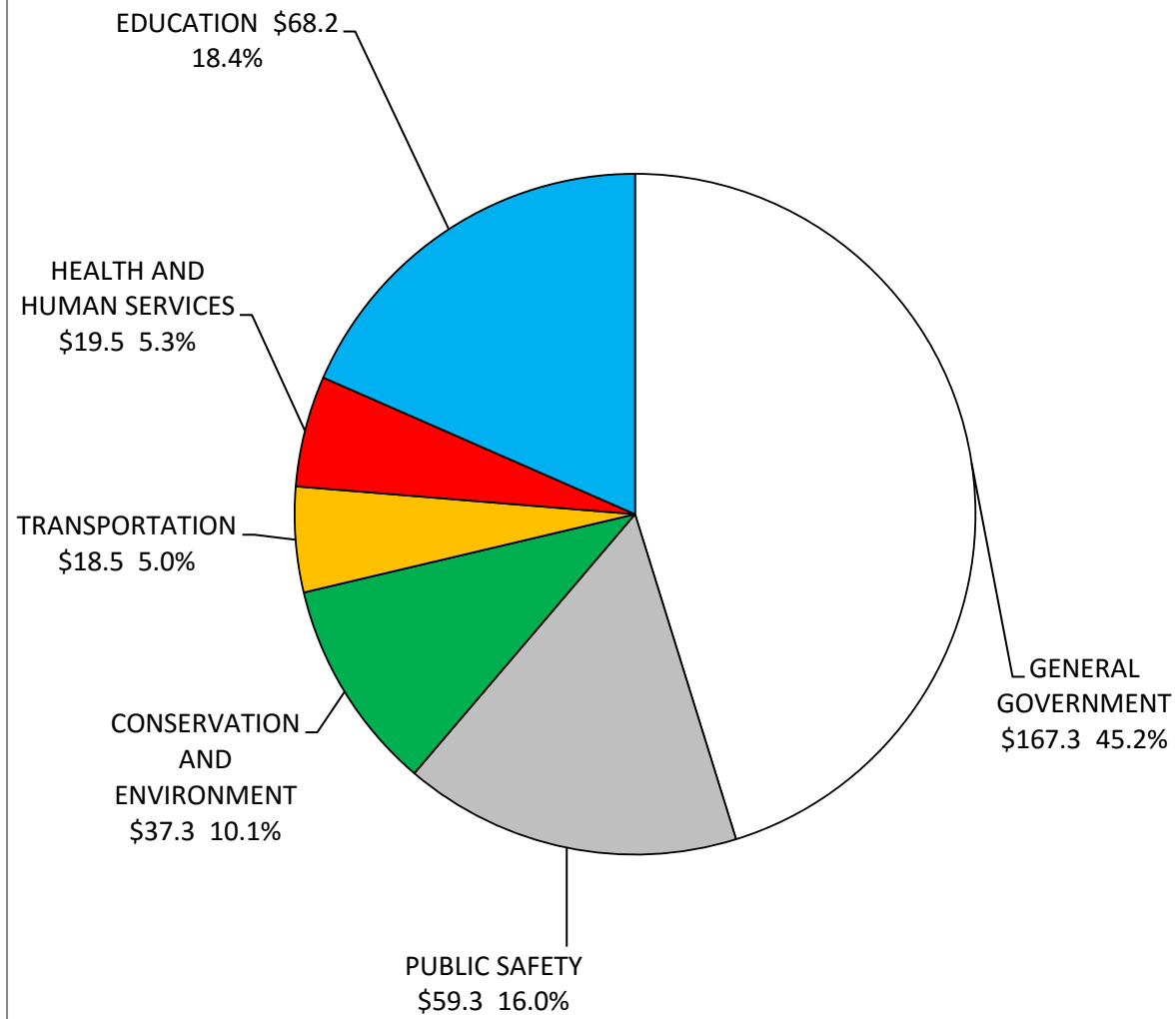


D — CONSTRUCTION

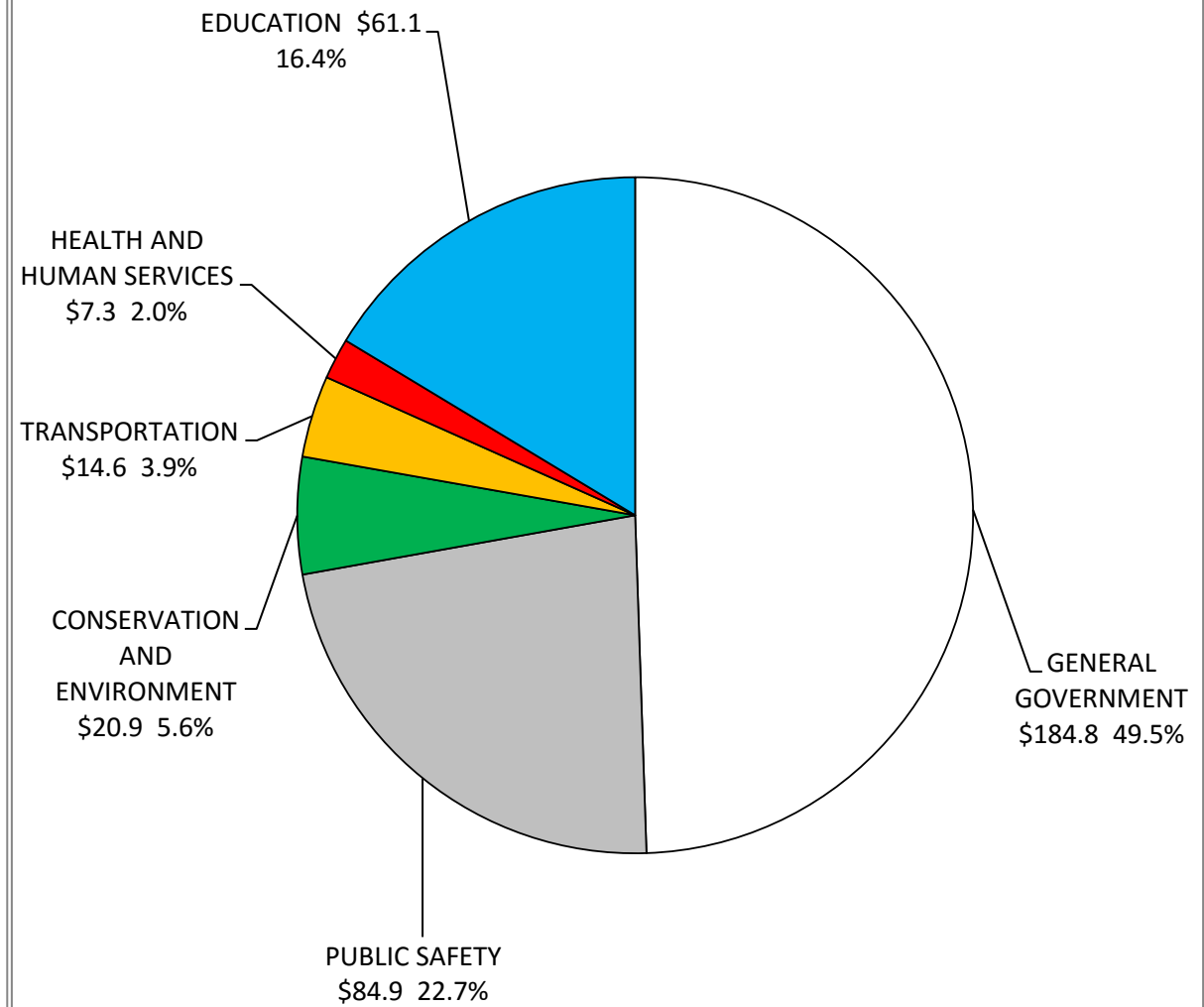
**CONSTRUCTION
 APPROPRIATIONS BY SUB-DIVISION SHARE
 2017-2019 BIENNIUM
 \$743.8 Million**

FY 2017-2018 \$370.1 Million



Sector Values in Millions of Dollars
 Source: Indiana State Budget Agency

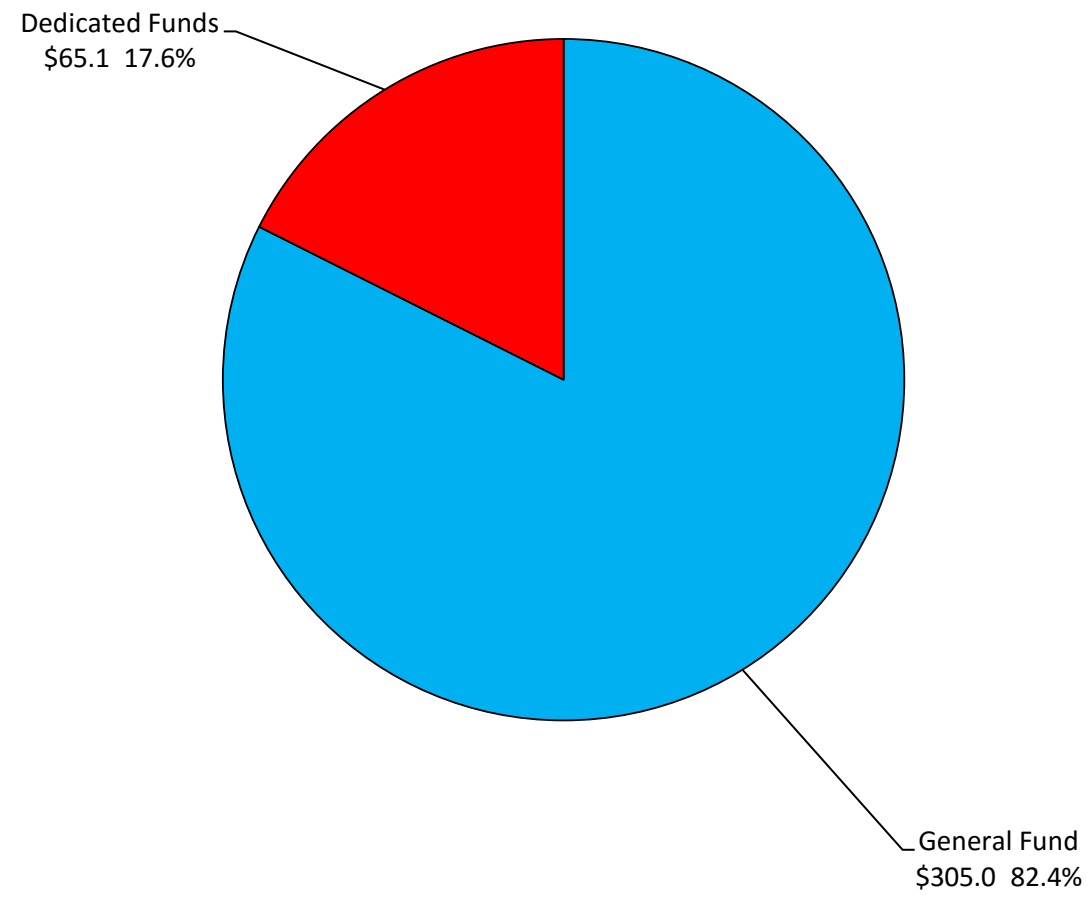
FY 2018-2019 \$373.7 Million



Sector Values in Millions of Dollars
 Source: Indiana State Budget Agency

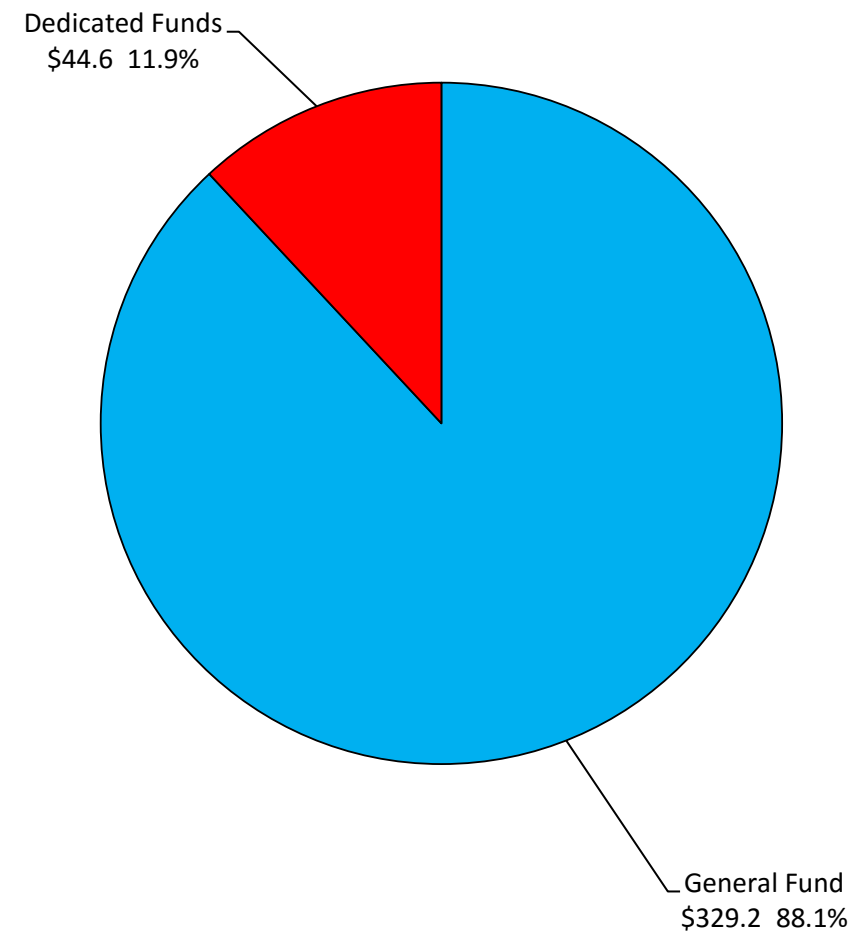
**CONSTRUCTION
APPROPRIATIONS BY FUND TYPE
2017-2019 BIENNIUM
\$743.8 Million**

FY 2017-2018 \$370.1 Million



Sector Values in Millions of Dollars
Source: Indiana State Budget Agency

FY 2018-2019 \$373.7 Million



Sector Values in Millions of Dollars
Source: Indiana State Budget Agency

Construction

Fund	State Agency Appropriation Name	Appropriations	
		FY 2017-2018	FY 2018-2019
CONSTRUCTION			
GENERAL GOVERNMENT			
Department of Revenue			
C0900-090	Department of Revenue		
	Gen-1000-19704-2017 GF - Gen Gov Line Items	16,100,000	16,900,000
State Budget Agency			
C0570-057	State Budget Agency		
	Gen-1000-19704-2017 GF - Gen Gov Line Items	6,000,000	6,000,000
C2600-057	State Budget Agency - Leases		
	Gen-1000-19701-2017 GF - Leases Construct	120,523,037	129,513,317
<hr/>			
State Budget Agency Totals			
	General Fund	126,523,037	135,513,317
Department of Administration			
C0610-061	Department of Administration		
	Gen-1000-19702-2017 GF - Gen Gov PM	4,892,167	4,892,167
	Gen-1000-19703-2017 GF - Gen Gov R&R	5,306,760	11,702,760
C7300-061	State Library		
	Gen-1000-19703-2017 GF - Gen Gov R&R	0	1,404,000
C0640-061	Department of Administration - Leases		
	Ded-6330-30474-2017 Tobacco Settlement Constr	12,433,115	12,430,065
<hr/>			
Department of Administration Totals			
	General Fund	10,198,927	17,998,927
	Dedicated Funds	12,433,115	12,430,065
Total		22,632,042	30,428,992
<hr/>			
Indiana State Fair			
C8780-878	Indiana State Fair		
	Gen-1000-19703-2017 GF - Gen Gov R&R	2,000,000	2,000,000
<hr/>			
GENERAL GOVERNMENT TOTALS			
	General Fund	154,821,964	172,412,244
	Dedicated Funds	12,433,115	12,430,065
Total		167,255,079	184,842,309

Construction

Fund	State Agency	Appropriations	
	Appropriation Name	FY 2017-2018	FY 2018-2019
PUBLIC SAFETY			
Adjutant General			
C1100-110	Adjutant General		
	Gen-1000-19705-2017 GF - Public Safety PM	830,250	830,250
	Gen-1000-19706-2017 GF - Public Safety R&R	1,995,700	2,263,450
State Police			
C1000-100	Indiana State Police		
	Gen-1000-19705-2017 GF - Public Safety PM	633,499	633,499
	Gen-1000-19707-2017 GF - Public Safety Line Items	0	30,000,000
	Ded-3260-70324-2017 St Pol Bldg Fnd Constr	3,327,000	0
	Total	3,960,499	30,633,499
C1010-100	Forensic Lab		
	Gen-1000-19706-2017 GF - Public Safety R&R	1,546,380	1,546,380
State Police Totals			
	General Fund	2,179,879	32,179,879
	Dedicated Funds	3,327,000	0
	Total	5,506,879	32,179,879
Law Enforcement Training Board			
C1030-103	Law Enforcement Training Board		
	Ded-3290-70414-2017 Law Enforce Train Constr	1,295,000	200,000
Department of Correction			
C6980-061	Department of Administration - Correction Leases		
	Gen-1000-19701-2017 GF - Leases Construct	33,519,351	33,204,326
C6150-615	Department of Correction		
	Gen-1000-19708-2017 GF - DOC PM	50,000	50,000
	Ded-3800-70508-2017 PW - DOC Construction	750,000	400,000
	Total	800,000	450,000
C6200-620	State Prison		
	Gen-1000-19708-2017 GF - DOC PM	550,000	550,000
	Ded-3800-70508-2017 PW - DOC Construction	3,900,000	250,000
	Total	4,450,000	800,000
C6300-630	Pendleton Correctional Facility		
	Gen-1000-19708-2017 GF - DOC PM	650,000	650,000
	Ded-3800-70508-2017 PW - DOC Construction	0	500,000
	Total	650,000	1,150,000

Construction

Fund	State Agency Appropriation Name	Appropriations	
		FY 2017-2018	FY 2018-2019
C6350-635	Correctional Industrial Facility		
	Gen-1000-19708-2017 GF - DOC PM	300,000	300,000
	Ded-3800-70508-2017 PW - DOC Construction	750,000	1,000,000
	Total	1,050,000	1,300,000
C6400-640	Women's Prison		
	Gen-1000-19708-2017 GF - DOC PM	180,000	180,000
C6500-650	Putnamville Correctional Facility		
	Gen-1000-19708-2017 GF - DOC PM	400,000	400,000
	Ded-3800-70508-2017 PW - DOC Construction	1,700,000	2,130,000
	Total	2,100,000	2,530,000
C6650-665	Wabash Valley Correctional Facility		
	Gen-1000-19708-2017 GF - DOC PM	263,677	263,677
C6600-660	Indianapolis Re-Entry Education Facility		
	Gen-1000-19708-2017 GF - DOC PM	180,000	180,000
	Ded-3800-70508-2017 PW - DOC Construction	160,000	0
	Total	340,000	180,000
C6750-675	Branchville Correctional Facility		
	Gen-1000-19708-2017 GF - DOC PM	180,000	180,000
C6800-680	Westville Correctional Facility		
	Gen-1000-19708-2017 GF - DOC PM	520,000	520,000
	Ded-3800-70508-2017 PW - DOC Construction	600,000	250,000
	Total	1,120,000	770,000
C6850-685	Rockville Correctional Facility		
	Gen-1000-19708-2017 GF - DOC PM	250,000	250,000
	Ded-3800-70508-2017 PW - DOC Construction	1,113,720	1,113,720
	Total	1,363,720	1,363,720
C6900-690	Plainfield Correctional Facility		
	Gen-1000-19708-2017 GF - DOC PM	475,000	475,000
	Ded-3800-70508-2017 PW - DOC Construction	0	3,840,000
	Total	475,000	4,315,000
C6950-695	Reception and Diagnostic Center		
	Gen-1000-19708-2017 GF - DOC PM	105,000	105,000
	Ded-3800-70508-2017 PW - DOC Construction	250,000	0
	Total	355,000	105,000
C6180-618	Miami Correctional Facility		
	Gen-1000-19708-2017 GF - DOC PM	450,000	450,000
C6450-645	New Castle Correctional Facility		
	Gen-1000-19708-2017 GF - DOC PM	75,000	75,000

Construction

Fund	State Agency Appropriation Name	Appropriations	
		FY 2017-2018	FY 2018-2019
C6140-614	Chain O' Lakes Correctional Facility		
	Gen-1000-19708-2017 GF - DOC PM	45,000	45,000
C6970-697	Edinburgh Correctional Facility		
	Gen-1000-19708-2017 GF - DOC PM	40,000	40,000
C6670-667	Madison Correctional Facility		
	Gen-1000-19708-2017 GF - DOC PM	157,500	157,500
	Ded-3800-70508-2017 PW - DOC Construction	450,000	0
	Total	607,500	157,500
C6550-655	Pendleton Juvenile Correctional Facility		
	Gen-1000-19708-2017 GF - DOC PM	150,000	150,000
	Ded-3800-70508-2017 PW - DOC Construction	1,096,128	1,096,128
	Total	1,246,128	1,246,128
C6610-661	Camp Summit Correctional Facility		
	Gen-1000-19708-2017 GF - DOC PM	40,000	40,000
	Ded-3800-70508-2017 PW - DOC Construction	0	350,000
	Total	40,000	390,000
C6720-672	Madison Juvenile Correctional Facility		
	Gen-1000-19708-2017 GF - DOC PM	217,500	217,500
C6160-616	North Central Juvenile Correctional Facility		
	Gen-1000-19708-2017 GF - DOC PM	60,000	60,000
Department of Correction Totals			
	General Fund	38,858,028	38,543,003
	Dedicated Funds	10,769,848	10,929,848
	Total	49,627,876	49,472,851
PUBLIC SAFETY TOTALS			
	General Fund	43,863,857	73,816,582
	Dedicated Funds	15,391,848	11,129,848
	Total	59,255,705	84,946,430

Construction

Fund	State Agency	Appropriations	
	Appropriation Name	FY 2017-2018	FY 2018-2019
CONSERVATION AND ENVIRONMENT			
Department of Natural Resources			
C3000-300	Department of Natural Resources - General Administration		
	Gen-1000-19709-2017 GF - Cons & Envir PM	50,000	50,000
	Gen-1000-19710-2017 GF - Cons & Envir R&R	0	592,290
C3020-300	Fish and Wildlife		
	Gen-1000-19709-2017 GF - Cons & Envir PM	1,550,000	1,550,000
	Gen-1000-19710-2017 GF - Cons & Envir R&R	923,625	0
C3090-300	Forestry		
	Gen-1000-19709-2017 GF - Cons & Envir PM	1,525,000	1,525,000
	Gen-1000-19710-2017 GF - Cons & Envir R&R	300,000	1,500,000
C3160-300	Nature Preserves		
	Gen-1000-19709-2017 GF - Cons & Envir PM	586,614	586,614
	Gen-1000-19710-2017 GF - Cons & Envir R&R	607,769	0
C3070-300	Outdoor Recreation		
	Gen-1000-19709-2017 GF - Cons & Envir PM	35,000	35,000
	Gen-1000-19710-2017 GF - Cons & Envir R&R	350,000	0
C3030-300	State Parks and Reservoir Management		
	Gen-1000-19709-2017 GF - Cons & Envir PM	2,171,679	2,171,679
	Gen-1000-19710-2017 GF - Cons & Envir R&R	12,252,443	6,209,081
	Ded-3980-42104-2017 Cig Tax Fund Construct	1,800,000	1,800,000
	Total	16,224,122	10,180,760
C3060-300	Division of Water		
	Gen-1000-19709-2017 GF - Cons & Envir PM	83,500	83,500
	Gen-1000-19710-2017 GF - Cons & Envir R&R	2,814,836	0
C3010-300	Enforcement		
	Gen-1000-19709-2017 GF - Cons & Envir PM	270,000	270,000
	Gen-1000-19710-2017 GF - Cons & Envir R&R	0	206,050
C3290-300	Entomology		
	Gen-1000-19709-2017 GF - Cons & Envir PM	137,500	137,500
Department of Natural Resources Totals			
	General Fund	23,657,966	14,916,714
	Dedicated Funds	1,800,000	1,800,000
	Total	25,457,966	16,716,714

Construction

Fund	State Agency	Appropriations	
	Appropriation Name	FY 2017-2018	FY 2018-2019
Other Natural Resources			
C3150-315	War Memorials Commission		
	Gen-1000-19709-2017 GF - Cons & Envir PM	617,000	617,000
	Gen-1000-19710-2017 GF - Cons & Envir R&R	4,992,625	0
C3250-325	Maumee River Basin Commission		
	Ded-3880-30304-2017 Build IN Fund Construct	500,000	500,000
C3220-322	Kankakee River Basin Commission		
	Ded-3880-30304-2017 Build IN Fund Construct	300,000	300,000
C0303-303	Indiana State Museum and Historic Sites Corporation		
	Gen-1000-19709-2017 GF - Cons & Envir PM	1,136,883	1,136,884
	Gen-1000-19710-2017 GF - Cons & Envir R&R	4,333,620	1,666,380
Other Natural Resources Totals			
	General Fund	11,080,128	3,420,264
	Dedicated Funds	800,000	800,000
	Total	11,880,128	4,220,264
CONSERVATION AND ENVIRONMENT TOTALS			
	General Fund	34,738,094	18,336,978
	Dedicated Funds	2,600,000	2,600,000
	Total	37,338,094	20,936,978
TRANSPORTATION			
Department of Transportation			
C8000-800	Department of Transportation - Buildings and Grounds		
	Ded-4000-30504-2017 St Hwy Fnd Construct	14,450,000	10,550,000
Airport Development			
C8020-800	Airport Development		
	Ded-3880-30304-2017 Build IN Fund Construct	2,000,000	2,000,000
	Ded-5770-57704-2017 Airport Development Grant Fund	2,000,000	2,000,000
TRANSPORTATION TOTALS			
	Dedicated Funds	18,450,000	14,550,000

Construction

Fund	State Agency	Appropriations	
	Appropriation Name	FY 2017-2018	FY 2018-2019
HEALTH AND HUMAN SERVICES			
Family and Social Services Administration			
C4150-415	Evansville Psychiatric Children's Center		
	Gen-1000-19712-2017 GF - HHS PM	33,000	33,000
	Ded-3800-70509-2017 PW - HHS Construction	235,680	33,000
	Total	268,680	66,000
C4250-425	Evansville State Hospital		
	Gen-1000-19712-2017 GF - HHS PM	391,962	391,962
C4300-430	Madison State Hospital		
	Gen-1000-19712-2017 GF - HHS PM	464,104	464,104
	Ded-3800-70509-2017 PW - HHS Construction	1,944,438	0
	Total	2,408,542	464,104
C4350-435	Logansport State Hospital		
	Gen-1000-19712-2017 GF - HHS PM	431,572	431,572
	Ded-3800-70509-2017 PW - HHS Construction	5,895,500	0
	Total	6,327,072	431,572
C4400-440	Richmond State Hospital		
	Gen-1000-19712-2017 GF - HHS PM	550,000	550,000
	Ded-3800-70509-2017 PW - HHS Construction	677,300	0
	Total	1,227,300	550,000
C4500-450	Larue Carter Memorial Hospital		
	Gen-1000-19712-2017 GF - HHS PM	916,559	916,559
C4510-451	Neuro Diagnostic Institute		
	Gen-1000-19712-2017 GF - HHS PM	0	100,000
Family and Social Services Administration Totals			
	General Fund	2,787,197	2,887,197
	Dedicated Funds	8,752,918	33,000
	Total	11,540,115	2,920,197

Construction

Fund	State Agency Appropriation Name	Appropriations	
		FY 2017-2018	FY 2018-2019
Public Health			
Special Institutions			
C5500-550	School for the Blind and Visually Impaired		
	Gen-1000-19713-2017 GF - Deaf & Blind PM	282,857	282,857
	Ded-3800-70511-2017 PW - Deaf & Blind Constr	3,780,000	583,626
	Total	4,062,857	866,483
C5600-560	School for the Deaf		
	Gen-1000-19713-2017 GF - Deaf & Blind PM	282,857	282,857
	Ded-3800-70511-2017 PW - Deaf & Blind Constr	2,273,989	2,491,566
	Total	2,556,846	2,774,423
C5700-570	Indiana Veterans' Home		
	Ded-3950-70724-2017 Vets Home Construct	1,370,000	750,000
Public Health Totals			
	General Fund	565,714	565,714
	Dedicated Funds	7,423,989	3,825,192
	Total	7,989,703	4,390,906
HEALTH AND HUMAN SERVICES TOTALS			
	General Fund	3,352,911	3,452,911
	Dedicated Funds	16,176,907	3,858,192
	Total	19,529,818	7,311,103
EDUCATION			
Higher Education			
C7500-750	Indiana University - Repair and Rehabilitation		
	Gen-1000-19714-2017 GF - Education R&R	13,128,703	13,128,703
C7501-750	Indiana University - Cash Capital Projects		
	Gen-1000-19715-2017 GF - Education Line Items	9,600,000	6,000,000
C7600-760	Purdue University - Repair and Rehabilitation		
	Gen-1000-19714-2017 GF - Education R&R	11,251,278	11,251,278
C7601-760	Purdue University - Cash Capital Projects		
	Gen-1000-19715-2017 GF - Education Line Items	2,500,000	2,000,000
C7700-770	Indiana State University - Repair and Rehabilitation		
	Gen-1000-19714-2017 GF - Education R&R	1,391,284	1,391,284
C7701-770	Indiana State University - Cash Capital Projects		
	Gen-1000-19715-2017 GF - Education Line Items	7,500,000	7,500,000
C7750-775	University of Southern Indiana - Repair and Rehabilitation		
	Gen-1000-19714-2017 GF - Education R&R	931,336	931,336

Construction

Fund	State Agency Appropriation Name	Appropriations	
		FY 2017-2018	FY 2018-2019
C7800-780	Ball State University - Repair and Rehabilitation		
	Gen-1000-19714-2017 GF - Education R&R	2,715,486	2,715,486
C7900-790	Vincennes University - Repair and Rehabilitation		
	Gen-1000-19714-2017 GF - Education R&R	906,602	906,602
C7901-790	Vincennes University - Cash Capital Projects		
	Gen-1000-19715-2017 GF - Education Line Items	12,000,000	12,000,000
C7100-710	Ivy Tech Community College - Repair and Rehabilitation		
	Gen-1000-19714-2017 GF - Education R&R	3,318,653	3,318,653
C7101-710	Ivy Tech Community College - Cash Capital Projects		
	Gen-1000-19715-2017 GF - Education Line Items	3,000,000	0
<hr/>			
Higher Education Totals			
	General Fund	68,243,342	61,143,342
<hr/>			
EDUCATION TOTALS			
	General Fund	68,243,342	61,143,342
<hr/>			
CONSTRUCTION AND REHABILITATION TOTALS			
	General Fund	305,020,168	329,162,057
	Dedicated Funds	65,051,870	44,568,105
<hr/>			
	Total	370,072,038	373,730,162

(This page intentionally left blank.)

2017-2019 Construction Budget Totals

Fund		FY 2017-2018	FY 2018-2019	Biennial Appropriation
2017 GF - Leases Construct	GF	154,042,388	162,717,643	316,760,031
2017 GF - Gen Gov PM	GF	4,892,167	4,892,167	9,784,334
2017 GF - Gen Gov R&R	GF	7,306,760	15,106,760	22,413,520
2017 GF - Gen Gov Line Items	GF	22,100,000	22,900,000	45,000,000
2017 GF - Public Safety PM	GF	1,463,749	1,463,749	2,927,498
2017 GF - Public Safety R&R	GF	3,542,080	3,809,830	7,351,910
2017 GF - Public Safety Line Items	GF	-	30,000,000	30,000,000
2017 GF - DOC PM	GF	5,338,677	5,338,677	10,677,354
2017 GF - Cons & Envir PM	GF	8,163,176	8,163,177	16,326,353
2017 GF - Cons & Envir R&R	GF	26,574,918	10,173,801	36,748,719
2017 GF - HHS PM	GF	2,787,197	2,887,197	5,674,394
2017 GF - Deaf & Blind PM	GF	565,714	565,714	1,131,428
2017 GF - Education R&R	GF	33,643,342	33,643,342	67,286,684
2017 GF - Education Line Items	GF	34,600,000	27,500,000	62,100,000
Total General Funds		305,020,168	329,162,057	634,182,225
2017 Build IN Fund Construct	BIF	2,800,000	2,800,000	5,600,000
2017 Tobacco Settlement Constr	TMSF	12,433,115	12,430,065	24,863,180
2017 St Hwy Fnd Construct	SHF	14,450,000	10,550,000	25,000,000
2017 Cig Tax Fund Construct	CTF	1,800,000	1,800,000	3,600,000
Airport Development Grant Fund	ADGF	2,000,000	2,000,000	4,000,000
2017 St Pol Bldg Fnd Constr	SPF	3,327,000	-	3,327,000
2017 Law Enforce Train Constr	LETF	1,295,000	200,000	1,495,000
2017 PW - DOC Construction	PWCF	10,769,848	10,929,848	21,699,696
2017 PW - HHS Construction	PWCF	8,752,918	33,000	8,785,918
2017 PW - Deaf & Blind Constr	PWCF	6,053,989	3,075,192	9,129,181
2017 Vets Home Construct	VHG	1,370,000	750,000	2,120,000
Total Dedicated Funds		65,051,870	44,568,105	109,619,975
GRAND TOTAL		370,072,038	373,730,162	743,802,200

2017-2019 Preventive Maintenance

Agency/Facility	Fund	FY 2015-2016	FY 2016-2017	Biennial Appropriation
Department of Administration	GF	4,892,167	4,892,167	9,784,334
Indiana State Police	GF	633,499	633,499	1,266,998
Law Enforcement Training Board	LETF	200,000	200,000	400,000
Adjutant General	GF	830,250	830,250	1,660,500
Department of Natural Resources - General Administration	GF	50,000	50,000	100,000
Enforcement	GF	270,000	270,000	540,000
Fish and Wildlife	GF	1,550,000	1,550,000	3,100,000
State Parks and Reservoir Management	CTF	1,800,000	1,800,000	3,600,000
State Parks and Reservoir Management	GF	2,171,679	2,171,679	4,343,358
Division of Water	GF	83,500	83,500	167,000
Outdoor Recreation	GF	35,000	35,000	70,000
Forestry	GF	1,525,000	1,525,000	3,050,000
Nature Preserves	GF	586,614	586,614	1,173,228
Entomology	GF	137,500	137,500	275,000
Indiana State Museum and Historic Sites Corporation	GF	1,136,883	1,136,884	2,273,767
War Memorials Commission	GF	617,000	617,000	1,234,000
Evansville Psychiatric Children's Center	GF	33,000	33,000	66,000
Evansville State Hospital	GF	391,962	391,962	783,924
Madison State Hospital	GF	464,104	464,104	928,208
Logansport State Hospital	GF	431,572	431,572	863,144
Richmond State Hospital	GF	550,000	550,000	1,100,000
Larue Carter Memorial Hospital	GF	916,559	916,559	1,833,118
Neuro Diagnostic Institute	GF	-	100,000	100,000
School for the Blind and Visually Impaired	GF	282,857	282,857	565,714
School for the Deaf	GF	282,857	282,857	565,714
Indiana Veterans' Home	VHG	750,000	750,000	1,500,000
Chain O' Lakes Correctional Facility	GF	45,000	45,000	90,000
Department of Correction	GF	50,000	50,000	100,000
North Central Juvenile Correctional Facility	GF	60,000	60,000	120,000
Miami Correctional Facility	GF	450,000	450,000	900,000
State Prison	GF	550,000	550,000	1,100,000
Pendleton Correctional Facility	GF	650,000	650,000	1,300,000
Correctional Industrial Facility	GF	300,000	300,000	600,000
Women's Prison	GF	180,000	180,000	360,000
New Castle Correctional Facility	GF	75,000	75,000	150,000
Putnamville Correctional Facility	GF	400,000	400,000	800,000
Pendleton Juvenile Correctional Facility	GF	150,000	150,000	300,000
Indianapolis Re-Entry Education Facility	GF	180,000	180,000	360,000
Camp Summit Correctional Facility	GF	40,000	40,000	80,000
Wabash Valley Correctional Facility	GF	263,677	263,677	527,354
Madison Correctional Facility	GF	157,500	157,500	315,000
Madison Juvenile Correctional Facility	GF	217,500	217,500	435,000
Branchville Correctional Facility	GF	180,000	180,000	360,000
Westville Correctional Facility	GF	520,000	520,000	1,040,000
Rockville Correctional Facility	GF	250,000	250,000	500,000
Plainfield Correctional Facility	GF	475,000	475,000	950,000
Reception and Diagnostic Center	GF	105,000	105,000	210,000
Edinburgh Correctional Facility	GF	40,000	40,000	80,000
Department of Transportation - Buildings and Grounds	SHF	3,750,000	3,750,000	7,500,000
Total		29,710,680	29,810,681	59,521,361

2017-2019 Construction Project Details

Agn	Appropriation Name Type Project Title	Fund	FY 2017-2018	FY 2018-2019	Biennial Appropriation
GENERAL GOVERNMENT					
057	State Budget Agency Project White River State Park Commission	GF	6,000,000	6,000,000	12,000,000
057	State Budget Agency - Leases				
	Lease Indiana Motorsports Commission	GF	7,000,000	7,000,000	14,000,000
	Lease Airport Facilities Leases	GF	14,826,890	14,721,712	29,548,602
	Lease Convention Center Lease Rental	GF	26,408,389	22,510,343	48,918,732
	Lease Stadium Lease Rental	GF	62,024,820	69,008,125	131,032,945
	Lease State Fair Lease Rental	GF	4,262,938	4,273,137	8,536,075
	Lease Northwest Indiana Reg. Dev. Authority	GF	6,000,000	12,000,000	18,000,000
	Total		120,523,037	129,513,317	250,036,354
061	Department of Administration				
	PM IDOA FY18-19 PM	GF	4,892,167	4,892,167	9,784,334
	R&R State Archives - FF&E	GF	-	5,000,000	5,000,000
	R&R ADA Accessibility – State House	GF	-	250,000	250,000
	R&R State House Flooring Repairs – Lower Level	GF	165,000	165,000	330,000
	R&R Switchgear Replacement – State House	GF	-	516,000	516,000
	R&R Exterior Lighting – State House	GF	-	830,000	830,000
	R&R R&R Projects - Governor's Residence	GF	49,850	49,850	99,700
	R&R R&R Projects - State House	GF	205,138	205,138	410,276
	R&R R&R Projects - State Library	GF	40,100	40,100	80,200
	R&R R&R Projects - IGCN/IGCS	GF	36,650	36,650	73,300
	R&R R&R Projects - McCarty Street Warehouse	GF	47,500	47,500	95,000
	R&R R&R Projects - 30th Street Warehouse	GF	163,382	163,382	326,764
	R&R General R&R - Parking Garages	GF	1,546,380	1,546,380	3,092,760
	R&R General R&R - IGCN	GF	1,546,380	1,546,380	3,092,760
	R&R General R&R - IGCS	GF	1,306,380	1,306,380	2,612,760
	R&R Supreme Court Renovation	GF	200,000	-	200,000
	Total		10,198,927	16,594,927	26,793,854
061	Department of Administration - Leases				
	Lease Evansville State Hospital Capital Lease	TMSF	3,921,650	3,919,400	7,841,050
	Lease Southeast Regional Treatment Center Capital Lease	TMSF	5,428,141	5,428,141	10,856,282
	Lease Logansport State Hospital Capital Lease	TMSF	3,083,324	3,082,524	6,165,848
	Total		12,433,115	12,430,065	24,863,180
061	State Library				
	R&R Roof Replacement - State Library	GF	-	934,000	934,000
	R&R Limestone Resealing – State Library	GF	-	470,000	470,000
	Total		-	1,404,000	1,404,000
090	Department of Revenue Project Integrated Tax System	GF	16,100,000	16,900,000	33,000,000
878	Indiana State Fair R&R General R&R	GF	2,000,000	2,000,000	4,000,000
GENERAL GOVERNMENT TOTAL					
		GF	154,821,964	172,412,244	327,234,208
		TMSF	12,433,115	12,430,065	24,863,180
		Total	167,255,079	184,842,309	352,097,388
PUBLIC SAFETY					
100	Indiana State Police				
	PM Preventive Maintenance 01	GF	633,499	633,499	1,266,998
	R&R Roof Replacement	SPF	1,121,000	-	1,121,000
	R&R Electronic Security Access	SPF	500,000	-	500,000
	R&R Parking Lot Rehab	SPF	76,000	-	76,000
	R&R HVAC Rehabilitation	SPF	1,600,000	-	1,600,000
	R&R Microwave Site A/C Replacement	SPF	30,000	-	30,000
	Project State Police Lab	GF	-	30,000,000	30,000,000
	Total	GF	633,499	30,633,499	31,266,998
		SPF	3,327,000	-	3,327,000
		Total	3,960,499	30,633,499	34,593,998
100	Forensic Lab R&R R&R Forensic Lab	GF	1,546,380	1,546,380	3,092,760
103	Law Enforcement Training Board				
	PM Preventive Maintenance	LETF	200,000	200,000	400,000
	R&R 2 - Main Building and Maintenance Barn Roof replacement	LETF	600,000	-	600,000
	R&R 1 - Boiler Replacement	LETF	495,000	-	495,000
	Total		1,295,000	200,000	1,495,000

2017-2019 Construction Project Details

Agn	Appropriation Name Type Project Title	Fund	FY 2017-2018	FY 2018-2019	Biennial Appropriation
110	Adjutant General				
	PM Preventive Maintenance	GF	830,250	830,250	1,660,500
	R&R Roof Replacement	GF	885,700	688,450	1,574,150
	R&R Knightstown Roof Replacement	GF	400,000	-	400,000
	R&R Hot Water Boiler Replacement	GF	165,000	165,000	330,000
	R&R Steam Boiler Replacements	GF	175,000	180,000	355,000
	R&R Parking Lot Repaving	GF	180,000	172,500	352,500
	R&R Armory Rehab	GF	-	790,000	790,000
	R&R Energy Management System	GF	-	150,000	150,000
	R&R Armory Tuckpoint	GF	190,000	50,000	240,000
	R&R Drill Floor Repair	GF	-	67,500	67,500
	Total		2,825,950	3,093,700	5,919,650
061	Department of Administration - Correction Leases				
	Lease Wabash Valley Correctional Facility Capital Lease	GF	21,045,627	20,737,127	41,782,754
	Lease New Castle Correctional Facility Capital Lease	GF	12,473,724	12,467,199	24,940,923
	Total		33,519,351	33,204,326	66,723,677
614	Chain O' Lakes Correctional Facility				
	PM Preventive Maintenance	GF	45,000	45,000	90,000
615	Department of Correction				
	PM Preventive Maintenance	GF	50,000	50,000	100,000
	R&R Infrastructure Upgrades	PWCF	750,000	400,000	1,150,000
	Total		800,000	450,000	1,250,000
616	North Central Juvenile Correctional Facility				
	PM Preventive Maintenance	GF	60,000	60,000	120,000
618	Miami Correctional Facility				
	PM Preventive Maintenance	GF	450,000	450,000	900,000
620	State Prison				
	PM Preventive Maintenance	GF	550,000	550,000	1,100,000
	R&R Repair Masonry on I Cell House	PWCF	1,600,000	-	1,600,000
	R&R Repair Masonry Field House	PWCF	1,400,000	-	1,400,000
	R&R Repair Storeroom Exterior	PWCF	900,000	-	900,000
	R&R Maintenance Perimeter Wall	PWCF	-	250,000	250,000
	Total	GF	550,000	550,000	1,100,000
		PWCF	3,900,000	250,000	4,150,000
	Total		4,450,000	800,000	5,250,000
630	Pendleton Correctional Facility				
	PM Preventive Maintenance	GF	650,000	650,000	1,300,000
	R&R Food Service Roof	PWCF	-	500,000	500,000
	Total		650,000	1,150,000	1,800,000
635	Correctional Industrial Facility				
	PM Preventive Maintenance	GF	300,000	300,000	600,000
	R&R Water Tower Refurbish	PWCF	750,000	-	750,000
	R&R Upgrade Environmental Contols	PWCF	-	1,000,000	1,000,000
	Total	GF	300,000	300,000	600,000
		PWCF	750,000	1,000,000	1,750,000
	Total		1,050,000	1,300,000	2,350,000
640	Women's Prison				
	PM Preventive Maintenance	GF	180,000	180,000	360,000
645	New Castle Correctional Facility				
	PM Preventive Maintenance	GF	75,000	75,000	150,000
650	Putnamville Correctional Facility				
	PM Preventive Maintenance	GF	400,000	400,000	800,000
	R&R Design/Construct Industries Bldg.	PWCF	1,700,000	-	1,700,000
	R&R Replace Secure Housing Unit Roof	PWCF	-	750,000	750,000
	R&R Install Electrical Perimeter	PWCF	-	1,300,000	1,300,000
	R&R Upgrade Lighting	PWCF	-	80,000	80,000
	Total	GF	400,000	400,000	800,000
		PWCF	1,700,000	2,130,000	3,830,000
	Total		2,100,000	2,530,000	4,630,000
655	Pendleton Juvenile Correctional Facility				
	PM Preventive Maintenance	GF	150,000	150,000	300,000
	R&R General R&R	PWCF	1,096,128	1,096,128	2,192,256
	Total		1,246,128	1,246,128	2,492,256

2017-2019 Construction Project Details

Agn	Appropriation Name Type Project Title	Fund	FY 2017-2018	FY 2018-2019	Biennial Appropriation
660	Indianapolis Re-Entry Education Facility				
	PM Preventative Maintenance	GF	180,000	180,000	360,000
	R&R Replace Roof on Steam Plant	PWCF	160,000	-	160,000
		Total	340,000	180,000	520,000
661	Camp Summit Correctional Facility				
	PM Preventive Maintenance	GF	40,000	40,000	80,000
	R&R Construct Educational Annex Bldg	PWCF	-	350,000	350,000
		Total	40,000	390,000	430,000
665	Wabash Valley Correctional Facility				
	PM Preventative Maintenance	GF	263,677	263,677	527,354
667	Madison Correctional Facility				
	PM Preventative Maintenance	GF	157,500	157,500	315,000
	R&R Replace Environmental Controls	PWCF	450,000	-	450,000
		Total	607,500	157,500	765,000
672	Madison Juvenile Correctional Facility				
	PM Preventive Maintenance	GF	217,500	217,500	435,000
675	Branchville Correctional Facility				
	PM Preventive Maintenance	GF	180,000	180,000	360,000
680	Westville Correctional Facility				
	PM Preventive Maintenance	GF	520,000	520,000	1,040,000
	R&R Install Water Tower Telemetry	PWCF	250,000	-	250,000
	R&R Replace R/O System in Powerhouse	PWCF	350,000	-	350,000
	R&R Demolish Coal Silo	PWCF	-	250,000	250,000
	Total	GF	520,000	520,000	1,040,000
		PWCF	600,000	250,000	850,000
		Total	1,120,000	770,000	1,890,000
685	Rockville Correctional Facility				
	PM Preventive Maintenance	GF	250,000	250,000	500,000
	R&R General R&R	PWCF	1,113,720	1,113,720	2,227,440
		Total	1,363,720	1,363,720	2,727,440
690	Plainfield Correctional Facility				
	PM Preventive Maintenance	GF	475,000	475,000	950,000
	R&R Install Electrical Perimeter	PWCF	-	1,300,000	1,300,000
	R&R Replace Windows in North and South Dorms	PWCF	-	840,000	840,000
	R&R Replace Roof on North and South Dorms	PWCF	-	890,000	890,000
	R&R Replace Rood on Recreation Bldg.	PWCF	-	660,000	660,000
	R&R Replace Roof on Chapel	PWCF	-	150,000	150,000
	Total	GF	475,000	475,000	950,000
		PWCF	-	3,840,000	3,840,000
		Total	475,000	4,315,000	4,790,000
695	Reception and Diagnostic Center				
	PM Preventative Maintenance	GF	105,000	105,000	210,000
	R&R Rebuild Passenger Elevator	PWCF	250,000	-	250,000
		Total	355,000	105,000	460,000
697	Edinburgh Correctional Facility				
	PM Preventive Maintenance	GF	40,000	40,000	80,000
PUBLIC SAFETY TOTAL					
		GF	43,863,857	73,816,582	117,680,439
		SPF	3,327,000	-	3,327,000
		LETF	1,295,000	200,000	1,495,000
		PWCF	10,769,848	10,929,848	21,699,696
		Total	59,255,705	84,946,430	144,202,135
CONSERVATION AND ENVIRONMENT					
300	Department of Natural Resources - General Administration				
	PM General Administration	GF	50,000	50,000	100,000
	R&R ADA Playground Replacement	GF	-	592,290	592,290
		Total	50,000	642,290	692,290

2017-2019 Construction Project Details

Agn	Appropriation Name Type Project Title	Fund	FY 2017-2018	FY 2018-2019	Biennial Appropriation
300	Enforcement				
	PM Law Enforcement	GF	270,000	270,000	540,000
	R&R District Headquarters General Rehabilitation	GF	-	206,050	206,050
		Total	270,000	476,050	746,050
300	Fish and Wildlife				
	PM Fish and Wildlife	GF	1,550,000	1,550,000	3,100,000
	R&R Goose Pond Demolition/Trail, Water-Wastewater and Office Re	GF	923,625	-	923,625
		Total	2,473,625	1,550,000	4,023,625
300	State Parks and Reservoir Management				
	PM State Parks - CT PM	CTF	1,800,000	1,800,000	3,600,000
	PM State Parks	GF	2,171,679	2,171,679	4,343,358
	R&R State Parks Bond	GF	812,000	-	812,000
	R&R Water and Wastewater	GF	1,526,403	-	1,526,403
	R&R Campground and Cabins	GF	1,048,040	-	1,048,040
	R&R General Rehabilitation	GF	4,866,000	866,000	5,732,000
	R&R Inns Infrastructure	GF	-	2,100,000	2,100,000
	R&R Pool Rehabilitation	GF	-	1,550,000	1,550,000
	R&R Bathhouse and Comfort Station	GF	-	780,000	780,000
	R&R Pokagon Toboggan	GF	-	913,081	913,081
	Project Deferred Maintenance	GF	3,900,000	-	3,900,000
	Project Ouabache State Park Fire Tower Repair	GF	100,000	-	100,000
		Total	14,424,122	8,380,760	22,804,882
		CTF	1,800,000	1,800,000	3,600,000
		Total	16,224,122	10,180,760	26,404,882
300	Division of Water				
	PM Engineering	GF	43,500	43,500	87,000
	PM Water	GF	40,000	40,000	80,000
	R&R Hardy, New and Nasby Lakes, valve inspections and Emergenc	GF	1,400,000	-	1,400,000
	R&R Winona Control Structure, Rivir and Silver-Little Pike Outlet Str	GF	1,414,836	-	1,414,836
		Total	2,898,336	83,500	2,981,836
300	Outdoor Recreation				
	PM Outdoor Recreation	GF	35,000	35,000	70,000
	R&R Redbird Gate and Interlake Road	GF	350,000	-	350,000
		Total	385,000	35,000	420,000
300	Forestry				
	PM Forestry	GF	1,525,000	1,525,000	3,050,000
	R&R Forest Restoration (TSI), Essential Facility and Water-Wastewat	GF	300,000	1,500,000	1,800,000
		Total	1,825,000	3,025,000	4,850,000
300	Nature Preserves				
	PM Nature Preserves	GF	586,614	586,614	1,173,228
	R&R Mandated Project Labor and Visitor Safety	GF	607,769	-	607,769
		Total	1,194,383	586,614	1,780,997
300	Entomology				
	PM Entomology	GF	137,500	137,500	275,000
303	Indiana State Museum and Historic Sites Corporation				
	PM Preventive Maintenance - State Museum and Historic Sites	GF	1,136,883	1,136,884	2,273,767
	R&R General	GF	2,333,620	1,666,380	4,000,000
	Project Bicentennial Match	GF	2,000,000	-	2,000,000
		Total	5,470,503	2,803,264	8,273,767
315	War Memorials Commission				
	PM Preventive Maintenance	GF	617,000	617,000	1,234,000
	R&R War Memorial Roof	GF	2,940,000	-	2,940,000
	R&R Outdoor Lighting	GF	1,652,625	-	1,652,625
	R&R Battle Flags	GF	400,000	-	400,000
		Total	5,609,625	617,000	6,226,625
322	Kankakee River Basin Commission				
	R&R General Repair and Rehabilitation	BIF	300,000	300,000	600,000
325	Maumee River Basin Commission				
	R&R Repair and Rehabilitation	BIF	500,000	500,000	1,000,000
CONSERVATION AND ENVIRONMENT TOTAL					
		GF	34,738,094	18,336,978	53,075,072
		CTF	1,800,000	1,800,000	3,600,000
		BIF	800,000	800,000	1,600,000
		Total	37,338,094	20,936,978	58,275,072

2017-2019 Construction Project Details

Agn	Appropriation Name Type Project Title	Fund	FY 2017-2018	FY 2018-2019	Biennial Appropriation
TRANSPORTATION					
800	Department of Transportation - Buildings and Grounds				
	PM Building Repairs	SHF	250,000	250,000	500,000
	PM Non Structural Improvements	SHF	500,000	500,000	1,000,000
	PM District Buildings and Grounds Repairs	SHF	3,000,000	3,000,000	6,000,000
	Project Brookville Unit and Crawfordsville Sub land purchases	SHF	500,000	-	500,000
	Project Construction of the Oakland City Unit Building	SHF	2,750,000	-	2,750,000
	Project Construction of the Oakland City Unit Salt Building	SHF	1,450,000	-	1,450,000
	Project Construction of Logansport Unit Building	SHF	2,750,000	-	2,750,000
	Project Materials and Test Phase 1	SHF	2,760,000	-	2,760,000
	Project Architectural/Engineering Fee Crawfordsville Sub and Salt Buil	SHF	490,000	-	490,000
	Project Land Purchases Kokomo Unit Building	SHF	-	300,000	300,000
	Project Construction of the Crawfordsville Sub Building	SHF	-	6,500,000	6,500,000
	Total		14,450,000	10,550,000	25,000,000
800	Airport Development				
	R&R Airport Development	BIF	2,000,000	2,000,000	4,000,000
	R&R Repair and Rehabilitation	ADGF	2,000,000	2,000,000	4,000,000
	Total		4,000,000	4,000,000	8,000,000
TRANSPORTATION TOTAL					
		ADGF	2,000,000	2,000,000	4,000,000
		BIF	2,000,000	2,000,000	4,000,000
		SHF	14,450,000	10,550,000	25,000,000
	Total		18,450,000	14,550,000	33,000,000
HEALTH AND HUMAN SERVICES					
415	Evansville Psychiatric Children's Center				
	PM Preventive Maintenance	GF	33,000	33,000	66,000
	R&R Generator	PWCF	145,200	-	145,200
	R&R Water Mains	PWCF	60,480	-	60,480
	R&R Roofing Grounds building	PWCF	30,000	-	30,000
	R&R Mixing valves/hot water heaters	PWCF	-	33,000	33,000
	Total	GF	33,000	33,000	66,000
		PWCF	235,680	33,000	268,680
	Total		268,680	66,000	334,680
425	Evansville State Hospital				
	PM Preventive Maintenance	GF	391,962	391,962	783,924
430	Madison State Hospital				
	PM Preventive Maintenance	GF	464,104	464,104	928,208
	R&R Anti-Ligature Project	PWCF	556,000	-	556,000
	R&R Demolition Building 11	PWCF	661,880	-	661,880
	R&R Demolition Building 22	PWCF	107,004	-	107,004
	R&R Demolition Building 23	PWCF	115,505	-	115,505
	R&R Demolition Building 24	PWCF	310,534	-	310,534
	R&R Demolition Building 25	PWCF	193,515	-	193,515
	Total	GF	464,104	464,104	928,208
		PWCF	1,944,438	-	1,944,438
	Total		2,408,542	464,104	2,872,646
435	Logansport State Hospital				
	PM Preventive Maintenance	GF	431,572	431,572	863,144
	R&R Anti-Ligature Improvements	PWCF	732,000	-	732,000
	R&R Carpet Replacement	PWCF	135,000	-	135,000
	R&R Steam Plant Decommissioning	PWCF	3,810,000	-	3,810,000
	R&R Lighting Replacement	PWCF	1,218,500	-	1,218,500
	Total	GF	431,572	431,572	863,144
		PWCF	5,895,500	-	5,895,500
	Total		6,327,072	431,572	6,758,644
440	Richmond State Hospital				
	PM Preventive Maintenance	GF	550,000	550,000	1,100,000
	R&R Window Replacement Building 507	PWCF	77,000	-	77,000
	R&R Roof Recovery Building 507	PWCF	43,700	-	43,700
	R&R Roof Recovery Building 501	PWCF	50,600	-	50,600
	R&R Roof Recovery Building 417	PWCF	368,000	-	368,000
	R&R Roof Recovery Building 307	PWCF	138,000	-	138,000
	Total	GF	550,000	550,000	1,100,000
		PWCF	677,300	-	677,300
	Total		1,227,300	550,000	1,777,300

2017-2019 Construction Project Details

Agn	Appropriation Name Type Project Title	Fund	FY 2017-2018	FY 2018-2019	Biennial Appropriation
450	Larue Carter Memorial Hospital PM Preventive Maintenance	GF	916,559	916,559	1,833,118
451	Neuro Diagnostic Institute PM Preventive Maintenance	GF	-	100,000	100,000
550	School for the Blind and Visually Impaired PM Preventive Maintenance	GF	282,857	282,857	565,714
	R&R Phase III Tuck Pointing	PWCF	3,780,000	-	3,780,000
	R&R Churchman/Wilson Roof Replacement	PWCF	-	249,214	249,214
	R&R Fuel Pumps and Tanks	PWCF	-	334,412	334,412
	Total	GF	282,857	282,857	565,714
		PWCF	3,780,000	583,626	4,363,626
		Total	4,062,857	866,483	4,929,340
560	School for the Deaf PM Preventive Maintenance	GF	282,857	282,857	565,714
	R&R Messagenet	PWCF	1,411,046	-	1,411,046
	R&R HVAC CTE Phase II	PWCF	750,000	-	750,000
	R&R HVAC Elementary Office	PWCF	112,943	-	112,943
	R&R Window Replacement Phase II	PWCF	-	1,174,564	1,174,564
	R&R Steam Plant Renovation	PWCF	-	825,860	825,860
	R&R Fuel Pump Replacement	PWCF	-	242,050	242,050
	R&R ISD Swimming Pool Renovation	PWCF	-	249,092	249,092
	Total	GF	282,857	282,857	565,714
		PWCF	2,273,989	2,491,566	4,765,555
		Total	2,556,846	2,774,423	5,331,269
570	Indiana Veterans' Home PM Preventative Maintenance	VHG	750,000	750,000	1,500,000
	R&R Cemetery Update	VHG	100,000	-	100,000
	R&R Security Locks	VHG	70,000	-	70,000
	R&R Chiller Replacement	VHG	350,000	-	350,000
	R&R Mac Entrance Renovation	VHG	100,000	-	100,000
	Total		1,370,000	750,000	2,120,000
HEALTH AND HUMAN SERVICES TOTAL					
		GF	3,352,911	3,452,911	6,805,822
		PWCF	14,806,907	3,108,192	17,915,099
		VHG	1,370,000	750,000	2,120,000
		Total	19,529,818	7,311,103	26,840,921
EDUCATION					
710	Ivy Tech Community College - Repair and Rehabilitation R&R Repair and Rehabilitation	GF	3,318,653	3,318,653	6,637,306
710	Ivy Tech Community College - Cash Capital Projects Project Fort Wayne Harshman Hall Renovation	GF	3,000,000	-	3,000,000
750	Indiana University - Repair and Rehabilitation R&R Repair and Rehabilitation	GF	13,128,703	13,128,703	26,257,406
750	Indiana University - Cash Capital Projects Project IUPUI Sports Development Plan Study	GF	3,000,000	-	3,000,000
	Project Regional Campus Deferred Maintenance	GF	3,750,000	6,000,000	9,750,000
	Project IU Fort Wayne Health Sciences	GF	2,850,000	-	2,850,000
	Total		9,600,000	6,000,000	15,600,000
760	Purdue University - Repair and Rehabilitation R&R Repair and Rehabilitation	GF	11,251,278	11,251,278	22,502,556
760	Purdue University - Cash Capital Projects Project Regional Deferred Maintenance	GF	1,500,000	2,000,000	3,500,000
	Project IPFW School of Music	GF	1,000,000	-	1,000,000
	Total		2,500,000	2,000,000	4,500,000
770	Indiana State University - Repair and Rehabilitation R&R Repair and Rehabilitation	GF	1,391,284	1,391,284	2,782,568
770	Indiana State University - Cash Capital Projects Project Academic Facility Renovation - Phase I	GF	7,500,000	7,500,000	15,000,000
775	University of Southern Indiana - Repair and Rehabilitation R&R Repair and Rehabilitation	GF	931,336	931,336	1,862,672

2017-2019 Construction Project Details

Agn	Appropriation Name Type Project Title	Fund	FY 2017-2018	FY 2018-2019	Biennial Appropriation
780	Ball State University - Repair and Rehabilitation R&R Repair and Rehabilitation	GF	2,715,486	2,715,486	5,430,972
790	Vincennes University - Repair and Rehabilitation R&R Repair and Rehabilitation	GF	906,602	906,602	1,813,204
790	Vincennes University - Cash Capital Projects				
	Project Learning Resource Center Renovation	GF	4,000,000	4,000,000	8,000,000
	Project Davis Hall & Business Building Renovation	GF	4,750,000	4,750,000	9,500,000
	Project Welsh Administration Building Renovation	GF	2,250,000	2,250,000	4,500,000
	Project Diesel Technology	GF	1,000,000	1,000,000	2,000,000
		Total	12,000,000	12,000,000	24,000,000
EDUCATION TOTAL					
		GF	68,243,342	61,143,342	129,386,684
GRAND TOTAL					
		GF	305,020,168	329,162,057	634,182,225
		ADGF	2,000,000	2,000,000	4,000,000
		BIF	2,800,000	2,800,000	5,600,000
		CTF	1,800,000	1,800,000	3,600,000
		LETF	1,295,000	200,000	1,495,000
		PWCF	25,576,755	14,038,040	39,614,795
		SHF	14,450,000	10,550,000	25,000,000
		SPF	3,327,000	-	3,327,000
		TMSF	12,433,115	12,430,065	24,863,180
		VHG	1,370,000	750,000	2,120,000
		Total	370,072,038	373,730,162	743,802,200

2017-2019 General Fund Construction List

Agn	Appropriation Name	Project Title	FY 2017-2018	FY 2018-2019	Biennial Appropriation
GENERAL FUND LEASES					
057	State Budget Agency - Leases	Indiana Motorsports Commission	7,000,000	7,000,000	14,000,000
		Airport Facilities Leases	14,826,890	14,721,712	29,548,602
		Convention Center Lease Rental	26,408,389	22,510,343	48,918,732
		Stadium Lease Rental	62,024,820	69,008,125	131,032,945
		State Fair Lease Rental	4,262,938	4,273,137	8,536,075
		Northwest Indiana Reg. Dev. Authority	6,000,000	12,000,000	18,000,000
061	Department of Administration - Correctional	Wabash Valley Correctional Facility Capital Lease	21,045,627	20,737,127	41,782,754
		New Castle Correctional Facility Capital Lease	12,473,724	12,467,199	24,940,923
Total General Fund Leases			154,042,388	162,717,643	316,760,031
GENERAL FUND PREVENTIVE MAINTENANCE					
303	Indiana State Museum and Historic Sites Co	Preventive Maintenance - State Museum and Hist	1,136,883	1,136,884	2,273,767
061	Department of Administration	IDOA FY18-19 PM	4,892,167	4,892,167	9,784,334
100	Indiana State Police	Preventive Maintenance 01	633,499	633,499	1,266,998
110	Adjutant General	Preventive Maintenance	830,250	830,250	1,660,500
300	Department of Natural Resources - General	General Administration	50,000	50,000	100,000
300	Enforcement	Law Enforcement	270,000	270,000	540,000
300	Fish and Wildlife	Fish and Wildlife	1,550,000	1,550,000	3,100,000
300	State Parks and Reservoir Management	State Parks	2,171,679	2,171,679	4,343,358
300	Division of Water	Engineering	43,500	43,500	87,000
		Water	40,000	40,000	80,000
300	Outdoor Recreation	Outdoor Recreation	35,000	35,000	70,000
300	Forestry	Forestry	1,525,000	1,525,000	3,050,000
315	War Memorials Commission	Preventive Maintenance	617,000	617,000	1,234,000
300	Nature Preserves	Nature Preserves	586,614	586,614	1,173,228
300	Entomology	Entomology	137,500	137,500	275,000
415	Evansville Psychiatric Children's Center	Preventive Maintenance	33,000	33,000	66,000
425	Evansville State Hospital	Preventive Maintenance	391,962	391,962	783,924
430	Madison State Hospital	Preventive Maintenance	464,104	464,104	928,208
435	Logansport State Hospital	Preventive Maintenance	431,572	431,572	863,144
440	Richmond State Hospital	Preventive Maintenance	550,000	550,000	1,100,000
450	Larue Carter Memorial Hospital	Preventive Maintenance	916,559	916,559	1,833,118
451	Neuro Diagnostic Institute	Preventive Maintenance	-	100,000	100,000
550	School for the Blind and Visually Impaired	Preventive Maintenance	282,857	282,857	565,714
560	School for the Deaf	Preventive Maintenance	282,857	282,857	565,714
614	Chain O' Lakes Correctional Facility	Preventive Maintenance	45,000	45,000	90,000
615	Department of Correction	Preventive Maintenance	50,000	50,000	100,000
616	North Central Juvenile Correctional Facility	Preventive Maintenance	60,000	60,000	120,000
618	Miami Correctional Facility	Preventive Maintenance	450,000	450,000	900,000
620	State Prison	Preventive Maintenance	550,000	550,000	1,100,000
630	Pendleton Correctional Facility	Preventive Maintenance	650,000	650,000	1,300,000
635	Correctional Industrial Facility	Preventive Maintenance	300,000	300,000	600,000
640	Women's Prison	Preventive Maintenance	180,000	180,000	360,000
645	New Castle Correctional Facility	Preventive Maintenance	75,000	75,000	150,000
650	Putnamville Correctional Facility	Preventive Maintenance	400,000	400,000	800,000
655	Pendleton Juvenile Correctional Facility	Preventive Maintenance	150,000	150,000	300,000
660	Indianapolis Re-Entry Education Facility	Preventative Maintenance	180,000	180,000	360,000
661	Camp Summit Correctional Facility	Preventive Maintenance	40,000	40,000	80,000
665	Wabash Valley Correctional Facility	Preventative Maintenance	263,677	263,677	527,354
667	Madison Correctional Facility	Preventative Maintenance	157,500	157,500	315,000
672	Madison Juvenile Correctional Facility	Preventive Maintenance	217,500	217,500	435,000
675	Branchville Correctional Facility	Preventive Maintenance	180,000	180,000	360,000
680	Westville Correctional Facility	Preventive Maintenance	520,000	520,000	1,040,000
685	Rockville Correctional Facility	Preventive Maintenance	250,000	250,000	500,000
690	Plainfield Correctional Facility	Preventive Maintenance	475,000	475,000	950,000
695	Reception and Diagnostic Center	Preventative Maintenance	105,000	105,000	210,000
697	Edinburgh Correctional Facility	Preventive Maintenance	40,000	40,000	80,000
Total General Fund Preventive Maintenance			23,210,680	23,310,681	46,521,361

2017-2019 General Fund Construction List

GENERAL FUND REPAIR AND REHABILITATION

303	Indiana State Museum and Historic Sites Co	General	2,333,620	1,666,380	4,000,000
061	Department of Administration	State Archives - FF&E	-	5,000,000	5,000,000
		ADA Accessibility – State House	-	250,000	250,000
		State House Flooring Repairs – Lower Level	165,000	165,000	330,000
		Switchgear Replacement – State House	-	516,000	516,000
		Exterior Lighting – State House	-	830,000	830,000
		R&R Projects - Governor's Residence	49,850	49,850	99,700
		R&R Projects - State House	205,138	205,138	410,276
		R&R Projects - State Library	40,100	40,100	80,200
		R&R Projects - IGCN/IGCS	36,650	36,650	73,300
		R&R Projects - McCarty Street Warehouse	47,500	47,500	95,000
		R&R Projects - 30th Street Warehouse	163,382	163,382	326,764
		General R&R - Parking Garages	1,546,380	1,546,380	3,092,760
		General R&R - IGCN	1,546,380	1,546,380	3,092,760
		General R&R - IGCS	1,306,380	1,306,380	2,612,760
		Supreme Court Renovation	200,000	-	200,000
100	Forensic Lab	R&R Forensic Lab	1,546,380	1,546,380	3,092,760
110	Adjutant General	Roof Replacement	885,700	688,450	1,574,150
		Knightstown Roof Replacement	400,000	-	400,000
		Hot Water Boiler Replacement	165,000	165,000	330,000
		Steam Boiler Replacements	175,000	180,000	355,000
		Parking Lot Repaving	180,000	172,500	352,500
		Armory Rehab	-	790,000	790,000
		Energy Management System	-	150,000	150,000
		Armory Tuckpoint	190,000	50,000	240,000
		Drill Floor Repair	-	67,500	67,500
300	Department of Natural Resources - General	ADA Playground Replacement	-	592,290	592,290
300	Enforcement	District Headquarters General Rehabilitation	-	206,050	206,050
300	Fish and Wildlife	Goose Pond Demolition/Trail, Water-Wastewater	923,625	-	923,625
300	State Parks and Reservoir Management	State Parks Bond	812,000	-	812,000
		Water and Wastewater	1,526,403	-	1,526,403
		Campground and Cabins	1,048,040	-	1,048,040
		General Rehabilitation	4,866,000	866,000	5,732,000
		Inns Infrastructure	-	2,100,000	2,100,000
		Pool Rehabilitation	-	1,550,000	1,550,000
		Bathhouse and Comfort Station	-	780,000	780,000
		Pokagon Toboggan	-	913,081	913,081
300	Division of Water	Hardy, New and Nasby Lakes, valve inspections and	1,400,000	-	1,400,000
		Winona Control Structure, Rivir and Silver-Little P	1,414,836	-	1,414,836
300	Outdoor Recreation	Redbird Gate and Interlake Road	350,000	-	350,000
300	Forestry	Forest Restoration (TSI), Essential Facility and Wa	300,000	1,500,000	1,800,000
315	War Memorials Commission	War Memorial Roof	2,940,000	-	2,940,000
		Outdoor Lighting	1,652,625	-	1,652,625
		Battle Flags	400,000	-	400,000
300	Nature Preserves	Mandated Project Labor and Visitor Safety	607,769	-	607,769
710	Ivy Tech Community College - Repair and R	Repair and Rehabilitation	3,318,653	3,318,653	6,637,306
061	State Library	Roof Replacement - State Library	-	934,000	934,000
		Limestone Resealing – State Library	-	470,000	470,000
750	Indiana University - Repair and Rehabilitatio	Repair and Rehabilitation	13,128,703	13,128,703	26,257,406
760	Purdue University - Repair and Rehabilitatio	Repair and Rehabilitation	11,251,278	11,251,278	22,502,556
770	Indiana State University - Repair and Rehab	Repair and Rehabilitation	1,391,284	1,391,284	2,782,568
775	University of Southern Indiana - Repair and	Repair and Rehabilitation	931,336	931,336	1,862,672
780	Ball State University - Repair and Rehabilita	Repair and Rehabilitation	2,715,486	2,715,486	5,430,972
790	Vincennes University - Repair and Rehabilita	Repair and Rehabilitation	906,602	906,602	1,813,204
878	Indiana State Fair	General R&R	2,000,000	2,000,000	4,000,000
Total General Fund Repair and Rehabilitation			65,067,100	62,733,733	127,800,833

GENERAL FUND LINE ITEM CONSTRUCTION PROJECTS

303	Indiana State Museum and Historic Sites Co	Bicentennial Match	2,000,000	-	2,000,000
057	State Budget Agency	White River State Park Commission	6,000,000	6,000,000	12,000,000
090	Department of Revenue	Integrated Tax System	16,100,000	16,900,000	33,000,000
100	Indiana State Police	State Police Lab	-	30,000,000	30,000,000
300	State Parks and Reservoir Management	Deferred Maintenance	3,900,000	-	3,900,000
		Ouabache State Park Fire Tower Repair	100,000	-	100,000
710	Ivy Tech Community College - Cash Capital	Fort Wayne Harshman Hall Renovation	3,000,000	-	3,000,000
750	Indiana University - Cash Capital Projects	IUPUI Sports Development Plan Study	3,000,000	-	3,000,000
		Regional Campus Deferred Maintenance	3,750,000	6,000,000	9,750,000
		IU Fort Wayne Health Sciences	2,850,000	-	2,850,000
760	Purdue University - Cash Capital Projects	Regional Deferred Maintenance	1,500,000	2,000,000	3,500,000
		IPFW School of Music	1,000,000	-	1,000,000
770	Indiana State University - Cash Capital Proj	Academic Facility Renovation - Phase I	7,500,000	7,500,000	15,000,000
790	Vincennes University - Cash Capital Project	Learning Resource Center Renovation	4,000,000	4,000,000	8,000,000
		Davis Hall & Business Building Renovation	4,750,000	4,750,000	9,500,000
		Welsh Administration Building Renovation	2,250,000	2,250,000	4,500,000
		Diesel Technology	1,000,000	1,000,000	2,000,000
Total General Fund Line Item Projects			62,700,000	80,400,000	143,100,000

2017-2019 General Fund Construction List**SUMMARY**

Total General Fund Leases	154,042,388	162,717,643	316,760,031
Total General Fund Preventive Maintenance	23,210,680	23,310,681	46,521,361
Total General Fund Repair and Rehabilitation	65,067,100	62,733,733	127,800,833
Total General Fund Line Item Projects	62,700,000	80,400,000	143,100,000
Grand Total	305,020,168	329,162,057	634,182,225