

## **B — APPROPRIATIONS OVERVIEW**



# Functional Summary

	Passed Budget FY 2017-2018	Passed Budget FY 2018-2019
<b>SUMMARY BY FUNCTION - GRAND TOTALS</b>		
<b>GENERAL GOVERNMENT</b>		
General Fund	762,222,221	780,559,136
Dedicated Funds	316,475,006	319,344,842
Federal Funds	7,267,095	7,314,295
Funding Total	1,085,964,322	1,107,218,273
<b>PUBLIC SAFETY</b>		
General Fund	1,046,440,695	1,094,870,571
Dedicated Funds	378,519,423	381,282,744
Federal Funds	110,265,876	108,432,740
Funding Total	1,535,225,994	1,584,586,055
<b>CONSERVATION AND ENVIRONMENT</b>		
General Fund	114,668,941	100,328,701
Dedicated Funds	177,624,868	177,724,868
Federal Funds	54,854,061	54,854,061
Funding Total	347,147,870	332,907,630
<b>ECONOMIC DEVELOPMENT</b>		
General Fund	123,623,002	143,323,002
Dedicated Funds	43,903,408	43,903,408
Federal Funds	475,044,396	475,044,396
Funding Total	642,570,806	662,270,806
<b>TRANSPORTATION</b>		
General Fund	47,000,000	48,000,000
Dedicated Funds	1,752,823,242	1,833,292,818
Federal Funds	1,009,600,000	1,031,220,000
Local Funds	700,000	700,000
Funding Total	2,810,123,242	2,913,212,818
<b>HEALTH AND HUMAN SERVICES</b>		
General Fund	3,462,445,351	3,775,288,337
Dedicated Funds	1,068,988,121	1,075,638,598
Federal Funds	10,859,758,950	11,038,335,570
Funding Total	15,391,192,422	15,889,262,505
<b>EDUCATION</b>		
General Fund	10,221,513,793	10,398,520,180
Dedicated Funds	200,893,693	204,593,693
Federal Funds	1,061,477,542	1,061,477,542
Local Funds	1,530	1,530
Funding Total	11,483,886,558	11,664,592,945
<b>DISTRIBUTIONS</b>		
General Fund	75,531,871	75,531,871
Dedicated Funds	258,118,862	258,118,862
Funding Total	333,650,733	333,650,733
<b>GRAND TOTAL</b>		
General Fund	15,853,445,874	16,416,421,798
Dedicated Funds	4,197,346,623	4,293,899,833
Federal Funds	13,578,267,920	13,776,678,604
Local Funds	701,530	701,530
Funding Total	33,629,761,947	34,487,701,765

# Functional Summary

	Passed Budget FY 2017-2018	Passed Budget FY 2018-2019
<b>SUMMARY BY FUNCTION - OPERATING</b>		
<b>GENERAL GOVERNMENT</b>		
General Fund	607,400,257	608,146,892
Dedicated Funds	304,041,891	306,914,777
Federal Funds	7,267,095	7,314,295
Funding Total	918,709,243	922,375,964
<b>PUBLIC SAFETY</b>		
General Fund	1,002,576,838	1,021,053,989
Dedicated Funds	363,127,575	370,152,896
Federal Funds	110,265,876	108,432,740
Funding Total	1,475,970,289	1,499,639,625
<b>CONSERVATION AND ENVIRONMENT</b>		
General Fund	79,930,847	81,991,723
Dedicated Funds	175,024,868	175,124,868
Federal Funds	54,854,061	54,854,061
Funding Total	309,809,776	311,970,652
<b>ECONOMIC DEVELOPMENT</b>		
General Fund	123,623,002	143,323,002
Dedicated Funds	43,903,408	43,903,408
Federal Funds	475,044,396	475,044,396
Funding Total	642,570,806	662,270,806
<b>TRANSPORTATION</b>		
General Fund	47,000,000	48,000,000
Dedicated Funds	1,734,373,242	1,818,742,818
Federal Funds	1,009,600,000	1,031,220,000
Local Funds	700,000	700,000
Funding Total	2,791,673,242	2,898,662,818
<b>HEALTH AND HUMAN SERVICES</b>		
General Fund	3,459,092,440	3,771,835,426
Dedicated Funds	1,052,811,214	1,071,780,406
Federal Funds	10,859,758,950	11,038,335,570
Funding Total	15,371,662,604	15,881,951,402
<b>EDUCATION</b>		
General Fund	10,153,270,451	10,337,376,838
Dedicated Funds	200,893,693	204,593,693
Federal Funds	1,061,477,542	1,061,477,542
Local Funds	1,530	1,530
Funding Total	11,415,643,216	11,603,449,603
<b>DISTRIBUTIONS</b>		
General Fund	75,531,871	75,531,871
Dedicated Funds	258,118,862	258,118,862
Funding Total	333,650,733	333,650,733
<b>TOTAL OPERATING</b>		
General Fund	15,548,425,706	16,087,259,741
Dedicated Funds	4,132,294,753	4,249,331,728
Federal Funds	13,578,267,920	13,776,678,604
Local Funds	701,530	701,530
Funding Total	33,259,689,909	34,113,971,603

# Functional Summary

	Passed Budget FY 2017-2018	Passed Budget FY 2018-2019
<b>SUMMARY BY FUNCTION - CONSTRUCTION</b>		
<b>GENERAL GOVERNMENT</b>		
General Fund	154,821,964	172,412,244
Dedicated Funds	12,433,115	12,430,065
Funding Total	167,255,079	184,842,309
<b>PUBLIC SAFETY</b>		
General Fund	43,863,857	73,816,582
Dedicated Funds	15,391,848	11,129,848
Funding Total	59,255,705	84,946,430
<b>CONSERVATION AND ENVIRONMENT</b>		
General Fund	34,738,094	18,336,978
Dedicated Funds	2,600,000	2,600,000
Funding Total	37,338,094	20,936,978
<b>TRANSPORTATION</b>		
Dedicated Funds	18,450,000	14,550,000
<b>HEALTH AND HUMAN SERVICES</b>		
General Fund	3,352,911	3,452,911
Dedicated Funds	16,176,907	3,858,192
Funding Total	19,529,818	7,311,103
<b>EDUCATION</b>		
General Fund	68,243,342	61,143,342
<b>TOTAL CONSTRUCTION</b>		
General Fund	305,020,168	329,162,057
Dedicated Funds	65,051,870	44,568,105
Funding Total	370,072,038	373,730,162

# Functional Summary

Passed Budget FY 2017-2018	Passed Budget FY 2018-2019
----------------------------------	----------------------------------

---

(This page intentionally left blank.)

# Agency Summary

	Passed Budget FY 2017-2018	Passed Budget FY 2018-2019
<b>BU00003-House of Representatives</b>		
General Fund	21,472,870	22,619,293
<b>BU00004-Senate</b>		
General Fund	13,544,915	14,763,781
<b>BU00015-Indiana Lobby Registration Commission</b>		
General Fund	337,153	347,150
<b>BU00017-Legislative Council and the Legislative Services Agency</b>		
General Fund	20,444,167	21,143,793
Dedicated Funds	385,950	397,229
Total	20,830,117	21,541,022
<b>BU00019-Commission on Uniform State Laws</b>		
General Fund	97,811	87,498
<b>BU00022-Supreme Court</b>		
General Fund	124,508,701	125,837,345
Dedicated Funds	22,595,614	22,595,614
Federal Funds	870,483	870,483
Total	147,974,798	149,303,442
<b>BU00023-Court of Appeals</b>		
General Fund	12,291,367	12,298,467
<b>BU00025-Public Defender Commission</b>		
General Fund	18,350,000	18,350,000
Dedicated Funds	7,400,000	7,400,000
Total	25,750,000	25,750,000
<b>BU00026-Judicial Center</b>		
General Fund	8,049,660	8,049,660
<b>BU00028-Tax Court</b>		
General Fund	886,239	886,239
<b>BU00030-Governor's Office</b>		
General Fund	2,088,187	2,088,187
Dedicated Funds	5,000,000	5,000,000
Total	7,088,187	7,088,187

# Agency Summary

	Passed Budget FY 2017-2018	Passed Budget FY 2018-2019
<b>BU00032-Criminal Justice Institute</b>		
General Fund	10,261,085	10,261,085
Dedicated Funds	5,845,948	5,845,948
Federal Funds	28,339,583	28,339,583
Total	44,446,616	44,446,616
<b>BU00034-Washington Liaison Office</b>		
General Fund	53,542	53,542
<b>BU00035-Governor's Council for Developmental Disabilities</b>		
Federal Funds	1,495,970	1,495,970
<b>BU00036-Department of Agriculture</b>		
General Fund	3,533,149	3,533,149
Dedicated Funds	4,880,233	4,880,233
Federal Funds	332,032	332,032
Total	8,745,414	8,745,414
<b>BU00038-Lieutenant Governor</b>		
General Fund	12,728,167	12,628,167
Dedicated Funds	1,794,636	1,794,636
Federal Funds	21,696,663	21,696,663
Total	36,219,466	36,119,466
<b>BU00039-Prosecuting Attorneys' Council</b>		
General Fund	1,215,126	1,215,126
Dedicated Funds	468,995	468,995
Federal Funds	113,755	113,755
Total	1,797,876	1,797,876
<b>BU00040-Secretary of State</b>		
General Fund	6,070,146	6,320,146
Dedicated Funds	3,064,453	3,064,453
Total	9,134,599	9,384,599
<b>BU00044-Indiana Protection and Advocacy Services Commission</b>		
Dedicated Funds	51,878	51,878
Federal Funds	2,709,163	2,709,163
Total	2,761,041	2,761,041
<b>BU00046-Attorney General</b>		
General Fund	23,041,910	23,041,910
Dedicated Funds	10,368,317	10,368,317
Federal Funds	5,289,277	5,289,277
Total	38,699,504	38,699,504



# Agency Summary

	Passed Budget FY 2017-2018	Passed Budget FY 2018-2019
<b>BU00048-Treasurer of State</b>		
General Fund	1,537,213	1,517,713
Dedicated Funds	12,000,000	12,000,000
<u>Total</u>	<u>13,537,213</u>	<u>13,517,713</u>
<b>BU00050-Auditor of State</b>		
General Fund	82,653,271	82,653,271
Dedicated Funds	756,972,440	756,972,440
<u>Total</u>	<u>839,625,711</u>	<u>839,625,711</u>
<b>BU00055-Office of Management and Budget</b>		
General Fund	5,714,738	5,514,738
<b>BU00056-Office of State-Based Initiatives</b>		
General Fund	104,305	104,305
<b>BU00057-State Budget Agency</b>		
General Fund	168,613,005	177,603,285
Dedicated Funds	58,939,373	58,939,373
<u>Total</u>	<u>227,552,378</u>	<u>236,542,658</u>
<b>BU00060-Management and Performance Hub</b>		
General Fund	6,000,000	6,000,000
Dedicated Funds	3,000,000	3,000,000
<u>Total</u>	<u>9,000,000</u>	<u>9,000,000</u>
<b>BU00061-Department of Administration</b>		
General Fund	86,005,822	93,907,806
Dedicated Funds	17,634,196	17,590,481
Federal Funds	507,375	554,575
<u>Total</u>	<u>104,147,393</u>	<u>112,052,862</u>
<b>BU00062-Indiana Archives and Records Administration</b>		
General Fund	1,732,553	1,732,553
Dedicated Funds	374,000	374,000
Federal Funds	30,000	30,000
<u>Total</u>	<u>2,136,553</u>	<u>2,136,553</u>
<b>BU00063-Indiana Election Division</b>		
General Fund	6,278,169	6,278,169
Dedicated Funds	73,721	73,721
Federal Funds	272,900	272,900
<u>Total</u>	<u>6,624,790</u>	<u>6,624,790</u>
<b>BU00064-Office of the Public Access Counselor</b>		
General Fund	192,384	192,384

# Agency Summary

	Passed Budget FY 2017-2018	Passed Budget FY 2018-2019
<b>BU00067-Office of Technology</b>		
Dedicated Funds	1,280,000	1,280,000
<b>BU00070-State Personnel Department</b>		
General Fund	2,838,361	2,838,361
Dedicated Funds	2,000	2,000
Total	2,840,361	2,840,361
<b>BU00072-Indiana Public Retirement System</b>		
General Fund	1,049,114,633	1,071,262,416
Dedicated Funds	286,052,584	288,252,584
Total	1,335,167,217	1,359,515,000
<b>BU00074-State Employees' Appeals Commission</b>		
General Fund	135,819	135,819
<b>BU00075-Office of Inspector General</b>		
General Fund	1,159,602	1,159,602
<b>BU00080-State Board of Accounts</b>		
General Fund	14,724,120	14,724,120
Dedicated Funds	10,238,733	11,102,271
Total	24,962,853	25,826,391
<b>BU00090-Department of Revenue</b>		
General Fund	92,334,145	93,134,145
Dedicated Funds	7,359,956	7,359,956
Total	99,694,101	100,494,101
<b>BU00100-Indiana State Police</b>		
General Fund	185,842,114	231,514,718
Dedicated Funds	20,449,018	17,122,018
Federal Funds	8,914,366	8,914,366
Total	215,205,498	257,551,102
<b>BU00103-Law Enforcement Training Academy</b>		
General Fund	1,927,671	1,927,671
Dedicated Funds	3,420,467	2,325,467
Total	5,348,138	4,253,138
<b>BU00110-Adjutant General</b>		
General Fund	14,403,875	14,671,625
Dedicated Funds	10,000	10,000
Federal Funds	44,480,707	44,480,707
Total	58,894,582	59,162,332

# Agency Summary

	Passed Budget FY 2017-2018	Passed Budget FY 2018-2019
<b>BU00115-State Department of Toxicology</b>		
General Fund	2,344,728	2,344,728
Dedicated Funds	355,000	355,000
Total	2,699,728	2,699,728
<b>BU00160-Department of Veterans' Affairs</b>		
General Fund	4,187,865	3,937,865
Dedicated Funds	1,678,100	1,678,100
Federal Funds	467,949	467,949
Total	6,333,914	6,083,914
<b>BU00190-Indiana Gaming Commission</b>		
Dedicated Funds	25,468,018	27,506,752
<b>BU00200-Utility Regulatory Commission</b>		
Dedicated Funds	10,378,539	10,378,539
Federal Funds	1,112,624	1,112,624
Total	11,491,163	11,491,163
<b>BU00205-Utility Consumer Counselor</b>		
Dedicated Funds	7,449,455	7,449,455
<b>BU00208-Department of Financial Institutions</b>		
Dedicated Funds	8,139,057	8,179,604
<b>BU00210-Department of Insurance</b>		
Dedicated Funds	109,845,970	109,845,970
Federal Funds	1,288,168	1,288,168
Total	111,134,138	111,134,138
<b>BU00215-Department of Local Government Finance</b>		
General Fund	3,633,140	3,633,140
<b>BU00217-Indiana Board of Tax Review</b>		
General Fund	1,537,299	1,537,299
<b>BU00220-Worker's Compensation Board</b>		
General Fund	1,917,186	1,917,186
Dedicated Funds	7,208,489	7,208,489
Total	9,125,675	9,125,675

# Agency Summary

	Passed Budget FY 2017-2018	Passed Budget FY 2018-2019
<b>BU00225-Department of Labor</b>		
General Fund	3,327,468	3,327,468
Dedicated Funds	547,051	547,051
Federal Funds	3,249,264	3,249,264
<u>Total</u>	<u>7,123,783</u>	<u>7,123,783</u>
<b>BU00230-Alcohol and Tobacco Commission</b>		
Dedicated Funds	22,821,732	23,642,522
<b>BU00235-Bureau of Motor Vehicles</b>		
General Fund	27,946,884	27,946,884
Dedicated Funds	20,820,011	26,420,011
Federal Funds	521,680	-
<u>Total</u>	<u>49,288,575</u>	<u>54,366,895</u>
<b>BU00240-Coroners' Training Board</b>		
Dedicated Funds	388,000	388,000
<b>BU00250-Professional Licensing Agency</b>		
General Fund	4,785,153	4,785,153
Dedicated Funds	2,231,525	2,231,525
<u>Total</u>	<u>7,016,678</u>	<u>7,016,678</u>
<b>BU00258-Civil Rights Commission</b>		
General Fund	2,206,622	2,206,622
Dedicated Funds	15,702	15,702
Federal Funds	1,051,974	1,051,974
<u>Total</u>	<u>3,274,298</u>	<u>3,274,298</u>
<b>BU00260-Indiana Economic Development Corporation</b>		
General Fund	51,628,687	71,628,687
Dedicated Funds	22,410,608	22,410,608
Federal Funds	17,768,018	17,768,018
<u>Total</u>	<u>91,807,313</u>	<u>111,807,313</u>
<b>BU00261-Indiana Finance Authority</b>		
Dedicated Funds	1,500,000	1,500,000
<b>BU00263-Housing and Community Development Authority</b>		
General Fund	2,970,000	2,970,000
Dedicated Funds	1,250,000	1,250,000
<u>Total</u>	<u>4,220,000</u>	<u>4,220,000</u>
<b>BU00265-Indiana Horse Racing Commission</b>		
Dedicated Funds	28,614,658	28,614,658

# Agency Summary

	Passed Budget FY 2017-2018	Passed Budget FY 2018-2019
<b>BU00266-Office of Energy Development</b>		
General Fund	177,510	177,510
Federal Funds	938,020	938,020
<u>Total</u>	<u>1,115,530</u>	<u>1,115,530</u>
<b>BU00286-Integrated Public Safety Commission</b>		
Dedicated Funds	11,874,947	11,874,947
Federal Funds	1,311,456	-
<u>Total</u>	<u>13,186,403</u>	<u>11,874,947</u>
<b>BU00300-Department of Natural Resources</b>		
General Fund	69,873,296	63,192,920
Dedicated Funds	78,516,893	78,516,893
Federal Funds	31,511,318	31,511,318
<u>Total</u>	<u>179,901,507</u>	<u>173,221,131</u>
<b>BU00303-Indiana State Museum and Historic Sites Corporation</b>		
General Fund	13,839,991	11,172,752
Dedicated Funds	2,632,555	2,632,555
<u>Total</u>	<u>16,472,546</u>	<u>13,805,307</u>
<b>BU00310-White River State Park Development Commission</b>		
General Fund	766,312	766,312
<b>BU00315-World War Memorial Commission</b>		
General Fund	6,790,107	1,797,482
Dedicated Funds	75,463	75,463
<u>Total</u>	<u>6,865,570</u>	<u>1,872,945</u>
<b>BU00322-Kankakee River Basin Commission</b>		
General Fund	54,110	54,110
Dedicated Funds	300,000	300,000
<u>Total</u>	<u>354,110</u>	<u>354,110</u>
<b>BU00325-Maumee River Basin Commission</b>		
General Fund	105,000	105,000
Dedicated Funds	500,000	500,000
<u>Total</u>	<u>605,000</u>	<u>605,000</u>
<b>BU00330-St. Joseph River Basin Commission</b>		
General Fund	54,110	54,110
<b>BU00340-Bureau of Motor Vehicles Commission</b>		
Dedicated Funds	83,893,560	83,893,560

# Agency Summary

	Passed Budget FY 2017-2018	Passed Budget FY 2018-2019
<b>BU00351-State Board of Animal Health</b>		
General Fund	6,812,165	6,853,209
Dedicated Funds	67,875	67,875
Federal Funds	1,873,274	1,873,274
<b>Total</b>	<b>8,753,314</b>	<b>8,794,358</b>
<b>BU00385-Department of Homeland Security</b>		
General Fund	9,189,412	9,189,412
Dedicated Funds	16,736,185	16,736,185
Federal Funds	15,241,761	15,241,761
<b>Total</b>	<b>41,167,358</b>	<b>41,167,358</b>
<b>BU00400-State Department of Health</b>		
General Fund	31,761,440	31,761,440
Dedicated Funds	80,216,019	79,747,633
Federal Funds	232,111,972	232,111,972
<b>Total</b>	<b>344,089,431</b>	<b>343,621,045</b>
<b>BU00405-Family and Social Services Administration</b>		
General Fund	16,577,158	16,577,158
Federal Funds	96,125,330	96,125,330
<b>Total</b>	<b>112,702,488</b>	<b>112,702,488</b>
<b>BU00410-Division of Mental Health</b>		
General Fund	148,454,971	149,454,971
Dedicated Funds	21,400,789	21,400,789
Federal Funds	48,982,063	47,739,201
<b>Total</b>	<b>218,837,823</b>	<b>218,594,961</b>
<b>BU00415-Evansville Psychiatric Children's Center</b>		
General Fund	808,517	808,517
Dedicated Funds	3,169,025	2,966,345
Federal Funds	15,000	15,000
<b>Total</b>	<b>3,992,542</b>	<b>3,789,862</b>
<b>BU00425-Evansville State Hospital</b>		
General Fund	22,410,621	22,410,621
Dedicated Funds	5,180,386	5,180,386
<b>Total</b>	<b>27,591,007</b>	<b>27,591,007</b>
<b>BU00430-Madison State Hospital</b>		
General Fund	23,703,750	23,703,750
Dedicated Funds	6,449,690	4,505,252
<b>Total</b>	<b>30,153,440</b>	<b>28,209,002</b>

# Agency Summary

	Passed Budget FY 2017-2018	Passed Budget FY 2018-2019
<b>BU00435-Logansport State Hospital</b>		
General Fund	29,093,912	29,093,912
Dedicated Funds	9,564,284	3,668,784
<u>Total</u>	<u>38,658,196</u>	<u>32,762,696</u>
<b>BU00440-Richmond State Hospital</b>		
General Fund	29,708,483	29,708,483
Dedicated Funds	6,216,792	5,539,492
<u>Total</u>	<u>35,925,275</u>	<u>35,247,975</u>
<b>BU00450-Larue Carter Memorial Hospital</b>		
General Fund	19,417,325	7,632,679
Dedicated Funds	9,008,594	3,269,602
Federal Funds	57,960	19,320
<u>Total</u>	<u>28,483,879</u>	<u>10,921,601</u>
<b>BU00451-Neuro Diagnostic Institute</b>		
General Fund	-	15,661,478
Dedicated Funds	-	8,276,570
Federal Funds	-	58,122
<u>Total</u>	<u>-</u>	<u>23,996,170</u>
<b>BU00495-Department of Environmental Management</b>		
General Fund	22,881,572	22,881,572
Dedicated Funds	95,599,957	95,699,957
Federal Funds	23,342,743	23,342,743
<u>Total</u>	<u>141,824,272</u>	<u>141,924,272</u>
<b>BU00496-Office of Environmental Adjudication</b>		
General Fund	304,443	304,443
<b>BU00497-Division of Disability &amp; Rehabilitation Services</b>		
General Fund	120,337,786	120,337,786
Dedicated Funds	19,346,703	19,346,703
Federal Funds	78,509,560	78,509,560
<u>Total</u>	<u>218,194,049</u>	<u>218,194,049</u>
<b>BU00498-Division of Aging Administration</b>		
General Fund	61,215,777	61,215,777
Dedicated Funds	5,451,948	5,451,948
Federal Funds	35,324,438	35,324,438
<u>Total</u>	<u>101,992,163</u>	<u>101,992,163</u>

# Agency Summary

	Passed Budget FY 2017-2018	Passed Budget FY 2018-2019
<b>BU00500-Division of Family Resources</b>		
General Fund	131,065,230	131,065,230
Dedicated Funds	5,665,041	5,665,041
Federal Funds	1,400,593,911	1,400,593,911
Total	1,537,324,182	1,537,324,182
<b>BU00501-Office of Early Childhood and Out-of-School Learning</b>		
General Fund	57,172,272	57,172,272
Dedicated Funds	30,000	30,000
Federal Funds	125,933,607	125,933,607
Total	183,135,879	183,135,879
<b>BU00502-Department of Child Services</b>		
General Fund	629,268,041	679,268,041
Dedicated Funds	1,009,774	1,009,774
Federal Funds	376,661,490	376,661,490
Total	1,006,939,305	1,056,939,305
<b>BU00503-Office of Medicaid Policy and Planning</b>		
General Fund	2,106,593,897	2,364,493,897
Dedicated Funds	867,023,187	883,923,187
Federal Funds	8,460,211,107	8,640,011,107
Total	11,433,828,191	11,888,428,191
<b>BU00505-Education Employment Relations Board</b>		
General Fund	966,485	966,485
<b>BU00510-Department of Workforce Development</b>		
General Fund	52,308,596	52,108,596
Dedicated Funds	11,261,900	11,261,900
Federal Funds	434,309,663	434,309,663
Total	497,880,159	497,680,159
<b>BU00515-Industry and Farms Division</b>		
Dedicated Funds	36,527,466	37,091,450
<b>BU00550-Indiana School for the Blind and Visually Impaired</b>		
General Fund	11,237,653	11,237,653
Dedicated Funds	3,780,000	583,626
Federal Funds	212,430	212,430
Total	15,230,083	12,033,709



# Agency Summary

	Passed Budget FY 2017-2018	Passed Budget FY 2018-2019
<b>BU00560-Indiana School for the Deaf</b>		
General Fund	16,199,178	16,515,332
Dedicated Funds	2,273,989	2,491,566
Federal Funds	347,000	347,000
Total	18,820,167	19,353,898
<b>BU00570-Indiana Veterans' Home</b>		
General Fund	2,927,180	2,927,180
Dedicated Funds	21,471,922	20,851,922
Total	24,399,102	23,779,102
<b>BU00605-Public Defender</b>		
General Fund	7,346,330	7,346,330
<b>BU00610-Public Defender Council</b>		
General Fund	1,524,572	1,384,572
Dedicated Funds	256,986	256,986
Federal Funds	183,305	183,305
Total	1,964,863	1,824,863
<b>BU00614-Chain O' Lakes Correctional Facility</b>		
General Fund	1,711,622	1,711,622
<b>BU00615-Department of Correction</b>		
General Fund	258,439,522	261,203,025
Dedicated Funds	9,030,000	8,680,000
Federal Funds	2,881,019	2,881,019
Total	270,350,541	272,764,044
<b>BU00616-North Central Juvenile Facility</b>		
General Fund	12,326,263	12,326,263
<b>BU00618-Miami Correctional Facility</b>		
General Fund	34,135,587	34,135,587
<b>BU00620-Indiana State Prison</b>		
General Fund	38,452,702	38,452,702
Dedicated Funds	3,900,000	250,000
Total	42,352,702	38,702,702
<b>BU00621-Parole Division</b>		
General Fund	11,738,041	11,738,041

# Agency Summary

	Passed Budget FY 2017-2018	Passed Budget FY 2018-2019
<b>BU00622-South Bend Work Release Center</b>		
General Fund	2,278,033	2,278,033
Dedicated Funds	350,000	350,000
<u>Total</u>	<u>2,628,033</u>	<u>2,628,033</u>
<b>BU00623-First Time Offenders at Heritage Trails</b>		
General Fund	9,542,860	9,542,860
<b>BU00630-Pendleton Correctional Facility</b>		
General Fund	34,647,931	34,647,931
Dedicated Funds	-	500,000
<u>Total</u>	<u>34,647,931</u>	<u>35,147,931</u>
<b>BU00635-Correctional Industrial Facility</b>		
General Fund	21,296,514	21,296,514
Dedicated Funds	750,000	1,000,000
<u>Total</u>	<u>22,046,514</u>	<u>22,296,514</u>
<b>BU00640-Women's Prison</b>		
General Fund	12,109,006	12,109,006
<b>BU00645-New Castle Correctional Facility</b>		
General Fund	41,205,553	41,205,553
<b>BU00650-Putnamville Correctional Facility</b>		
General Fund	31,749,510	31,749,510
Dedicated Funds	1,700,000	2,130,000
<u>Total</u>	<u>33,449,510</u>	<u>33,879,510</u>
<b>BU00655-Pendleton Juvenile Correctional Facility</b>		
General Fund	17,427,135	17,427,135
Dedicated Funds	1,096,128	1,096,128
<u>Total</u>	<u>18,523,263</u>	<u>18,523,263</u>
<b>BU00660-Indianapolis Re-Entry Educational Facility</b>		
General Fund	7,382,026	7,382,026
Dedicated Funds	160,000	-
<u>Total</u>	<u>7,542,026</u>	<u>7,382,026</u>
<b>BU00661-Camp Summit Correctional Facility</b>		
General Fund	3,920,234	3,920,234
Dedicated Funds	-	350,000
<u>Total</u>	<u>3,920,234</u>	<u>4,270,234</u>

# Agency Summary

	Passed Budget FY 2017-2018	Passed Budget FY 2018-2019
<b>BU00665-Wabash Valley Correctional Facility</b>		
General Fund	40,282,967	40,282,967
<b>BU00667-Madison Correctional Facility</b>		
General Fund	9,273,485	9,273,485
Dedicated Funds	450,000	-
Total	9,723,485	9,273,485
<b>BU00672-Madison Juvenile Correctional Facility</b>		
General Fund	6,374,407	6,374,407
<b>BU00675-Branchville Correctional Facility</b>		
General Fund	17,522,954	17,522,954
<b>BU00680-Westville Correctional Facility</b>		
General Fund	46,504,647	46,504,647
Dedicated Funds	600,000	250,000
Total	47,104,647	46,754,647
<b>BU00685-Rockville Correctional Facility for Women</b>		
General Fund	16,332,152	16,332,152
Dedicated Funds	1,113,720	1,113,720
Total	17,445,872	17,445,872
<b>BU00690-Plainfield Correctional Facility</b>		
General Fund	23,852,780	23,852,780
Dedicated Funds	-	3,840,000
Total	23,852,780	27,692,780
<b>BU00695-Reception and Diagnostic Center</b>		
General Fund	14,056,007	14,056,007
Dedicated Funds	250,000	-
Total	14,306,007	14,056,007
<b>BU00697-Edinburgh Correctional Facility</b>		
General Fund	4,248,399	4,248,399
<b>BU00700-Department of Education</b>		
General Fund	7,302,509,490	7,433,859,490
Dedicated Funds	4,917,519	4,917,519
Federal Funds	607,164,056	607,164,056
Local Funds	1,530	1,530
Total	7,914,592,595	8,045,942,595
<b>BU00701-State Board of Education</b>		
General Fund	17,500,000	17,500,000

# Agency Summary

	Passed Budget FY 2017-2018	Passed Budget FY 2018-2019
<b>BU00704-Indiana Charter School Board</b>		
General Fund	750,000	750,000
<b>BU00705-Arts Commission</b>		
General Fund	4,000,000	4,000,000
Dedicated Funds	8,931	8,931
Federal Funds	748,357	748,357
Total	4,757,288	4,757,288
<b>BU00710-Ivy Tech Community College</b>		
General Fund	275,179,222	279,952,445
<b>BU00718-School Lunch Division</b>		
Federal Funds	448,860,381	448,860,381
<b>BU00719-Commission for Higher Education</b>		
General Fund	360,789,025	345,613,912
Dedicated Funds	4,253,344	5,753,344
Federal Funds	1,534,505	1,534,505
Total	366,576,874	352,901,761
<b>BU00730-State Library</b>		
General Fund	4,032,709	4,032,709
Dedicated Funds	386,563	386,563
Federal Funds	3,170,243	3,170,243
Total	7,589,515	7,589,515
<b>BU00735-Historical Bureau</b>		
General Fund	334,195	334,195
Dedicated Funds	123,462	123,462
Total	457,657	457,657
<b>BU00741-Northwest Indiana Regional Development Authority</b>		
Dedicated Funds	631,031	631,031
<b>BU00750-Indiana University</b>		
General Fund	594,293,963	603,922,984
Dedicated Funds	1,508,628	1,508,628
Total	595,802,591	605,431,612
<b>BU00755-Medical Education Board</b>		
Dedicated Funds	1,852,698	1,852,698
<b>BU00756-Graduate Medical Education Board</b>		
Dedicated Funds	3,000,000	3,000,000

# Agency Summary

	Passed Budget FY 2017-2018	Passed Budget FY 2018-2019
<b>BU00760-Purdue University</b>		
General Fund	398,992,932	405,570,809
Dedicated Funds	740,000	740,000
Total	399,732,932	406,310,809
<b>BU00770-Indiana State University</b>		
General Fund	89,364,709	89,798,595
<b>BU00775-University of Southern Indiana</b>		
General Fund	56,841,741	60,482,700
<b>BU00780-Ball State University</b>		
General Fund	156,165,380	165,252,580
<b>BU00790-Vincennes University</b>		
General Fund	66,581,942	67,162,276
<b>BU00800-Department of Transportation</b>		
General Fund	47,000,000	48,000,000
Dedicated Funds	1,244,063,242	1,324,532,818
Federal Funds	1,009,600,000	1,031,220,000
Local Funds	700,000	700,000
Total	2,301,363,242	2,404,452,818
<b>BU00878-Indiana State Fair Board</b>		
General Fund	4,582,000	4,582,000
Dedicated Funds	175,000	175,000
Total	4,757,000	4,757,000
<b>GRAND TOTALS</b>		
General Fund	15,853,445,874	16,416,421,798
Dedicated Funds	4,197,346,623	4,293,899,833
Federal Funds	13,578,267,920	13,776,678,604
Local Funds	701,530	701,530
Total	33,629,761,947	34,487,701,765

# Agency Summary

Passed  
Budget  
FY 2017-2018

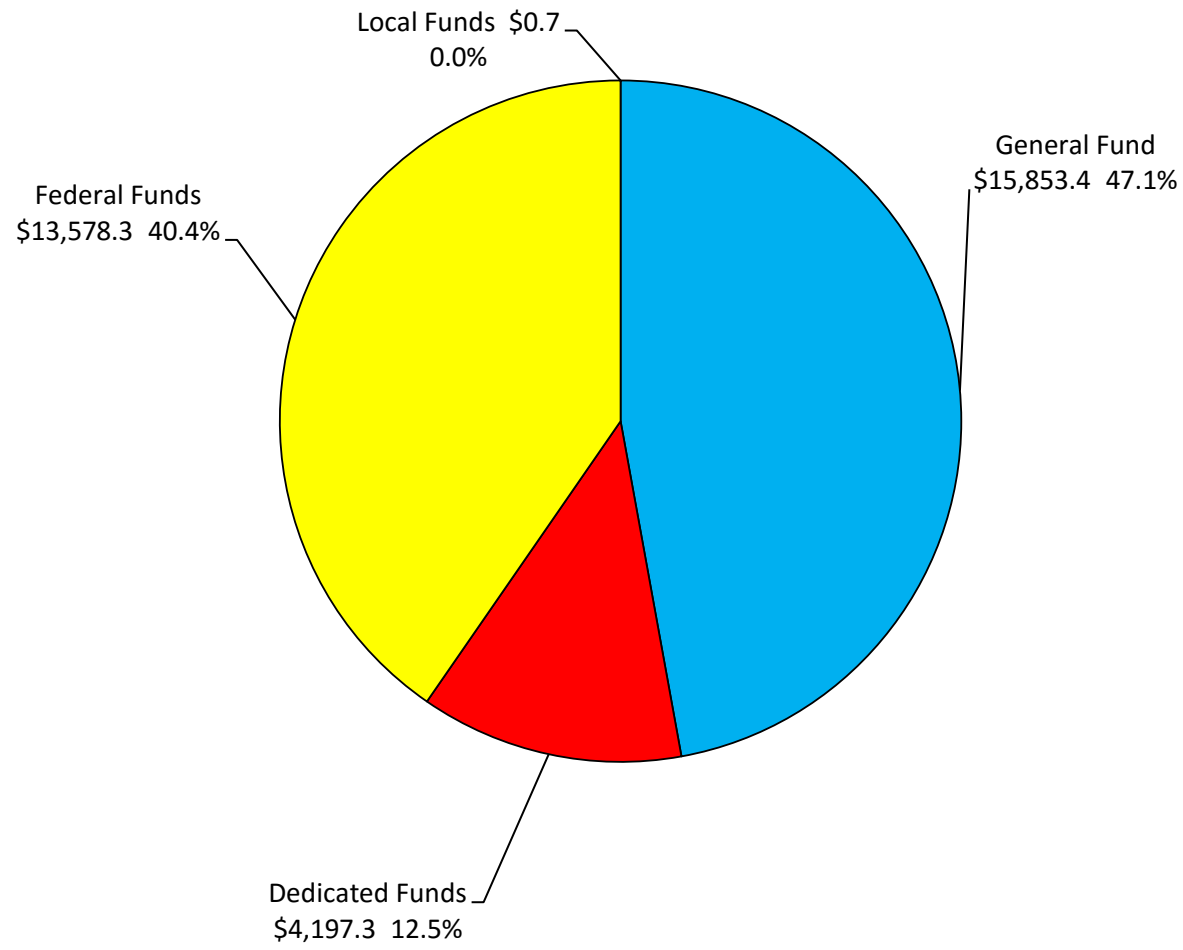
Passed  
Budget  
FY 2018-2019

---

(This page intentionally left blank.)

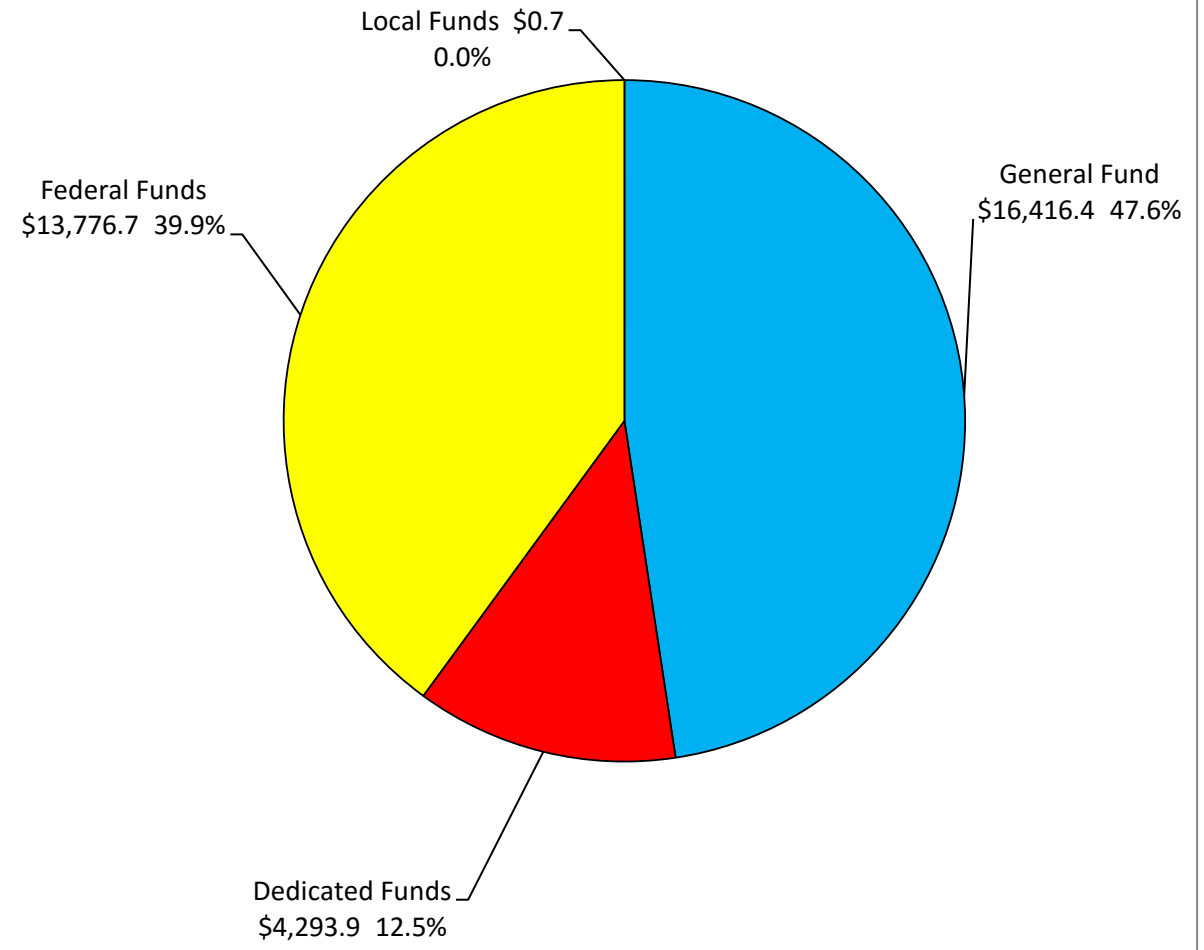
**TOTAL APPROPRIATIONS BY FUND TYPE**  
**2017-2019 BIENNIUM**  
**\$68,117.5 Million**

**FY 2017-2018 \$33,629.8 Million**



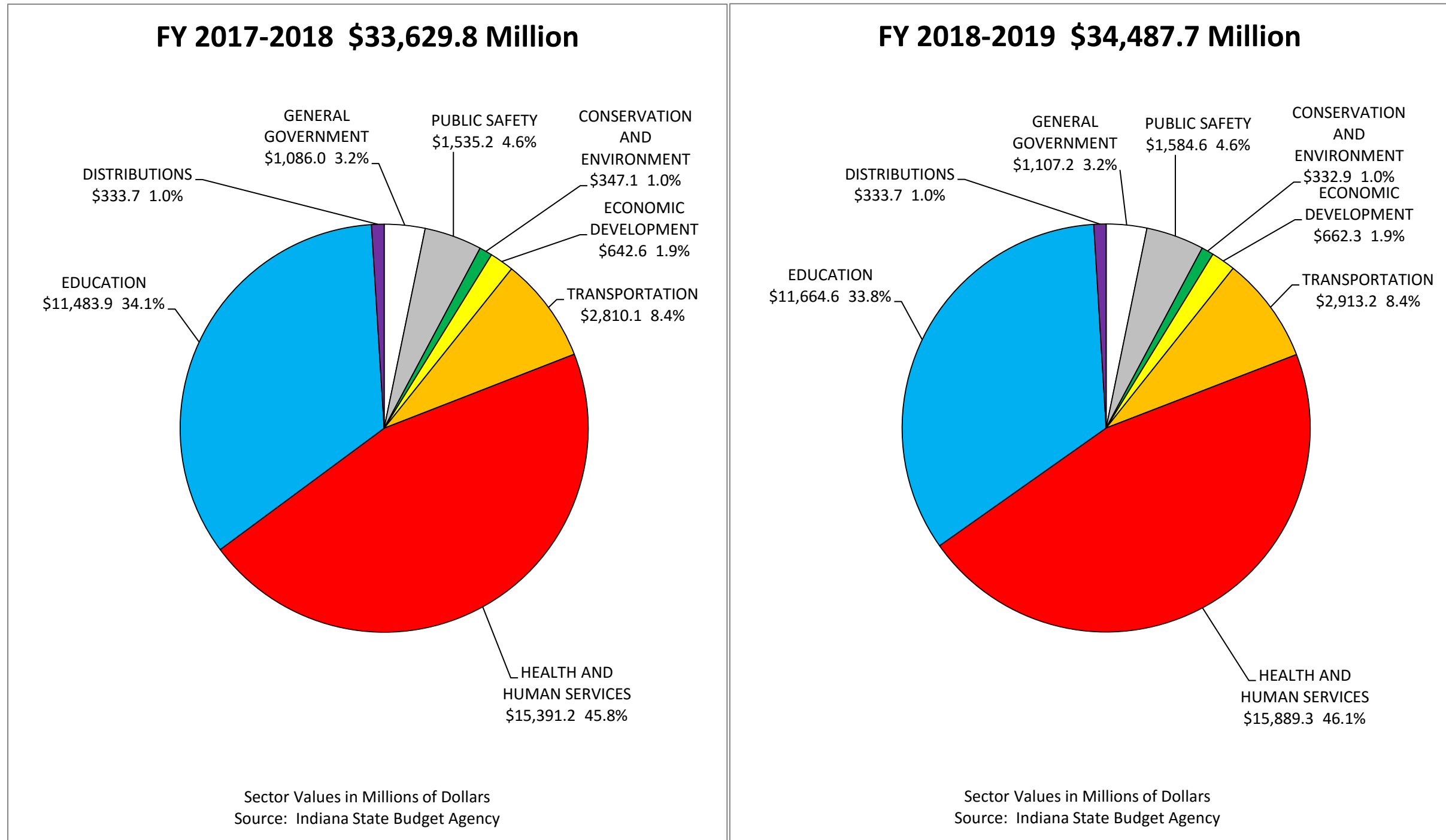
Sector Values in Millions of Dollars  
Source: Indiana State Budget Agency

**FY 2018-2019 \$34,487.7 Million**



Sector Values in Millions of Dollars  
Source: Indiana State Budget Agency

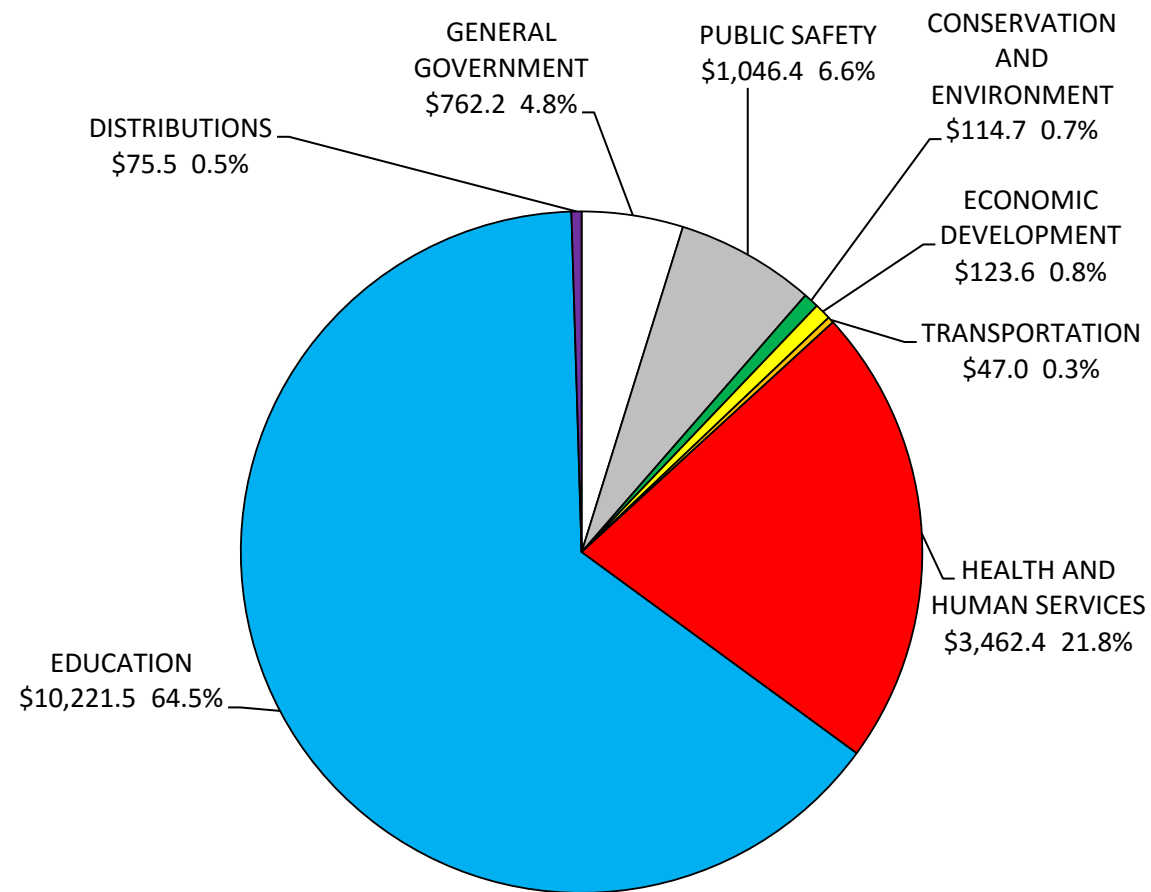
**TOTAL APPROPRIATIONS BY FUNCTIONAL CATEGORY  
2017-2019 BIENNIUM  
\$68,117.5 Million**





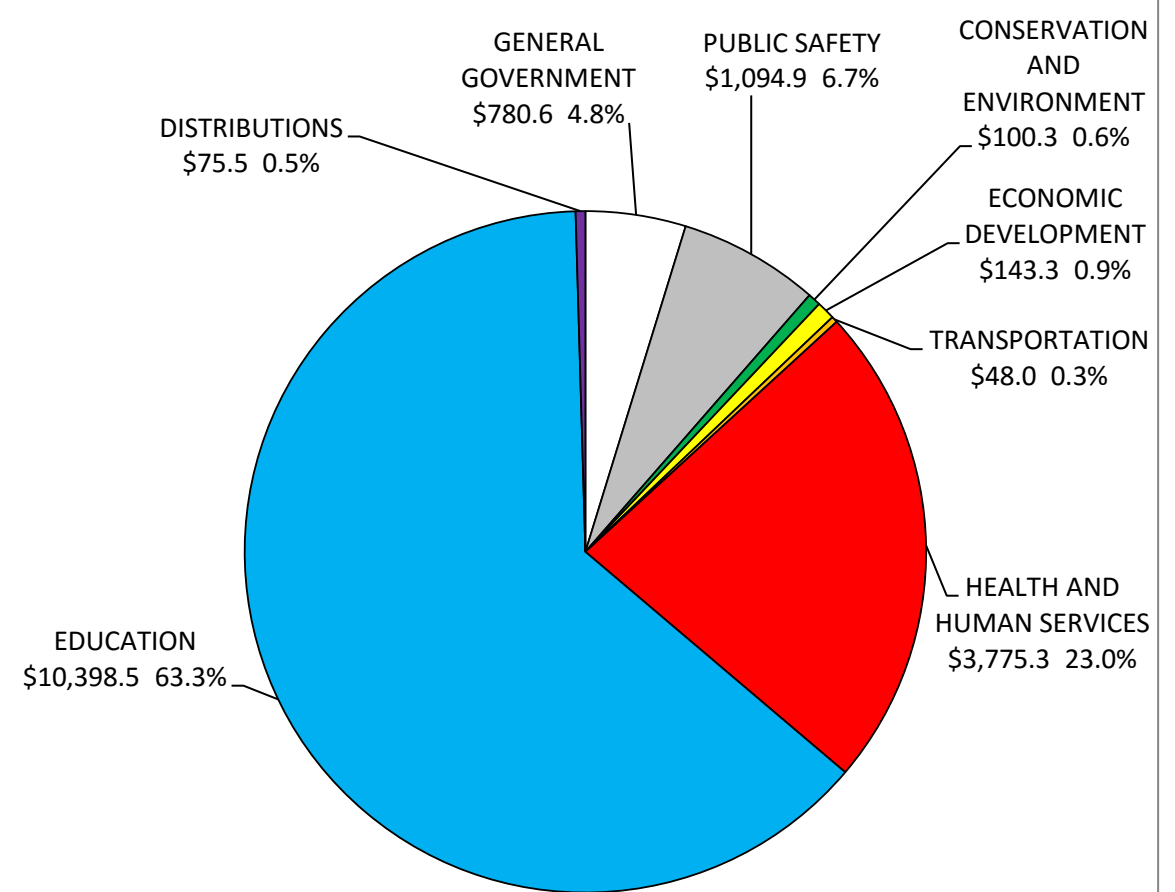
**GENERAL FUND APPROPRIATIONS BY FUNCTIONAL CATEGORY  
2017-2019 BIENNIUM  
\$32,269.8 Million**

**FY 2017-2018 \$15,853.4 Million**



Sector Values in Millions of Dollars  
Source: Indiana State Budget Agency

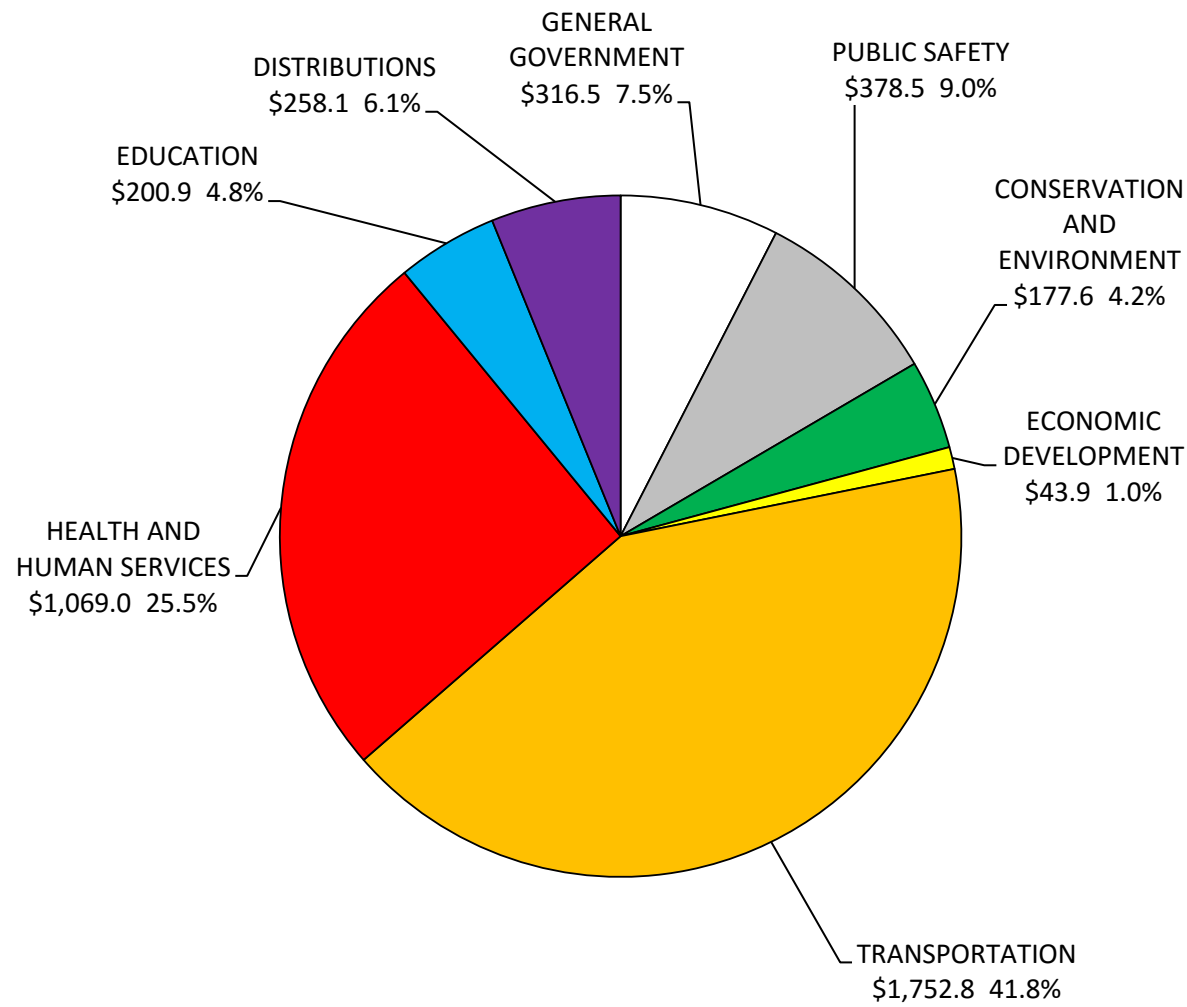
**FY 2018-2019 \$16,416.4 Million**



Sector Values in Millions of Dollars  
Source: Indiana State Budget Agency

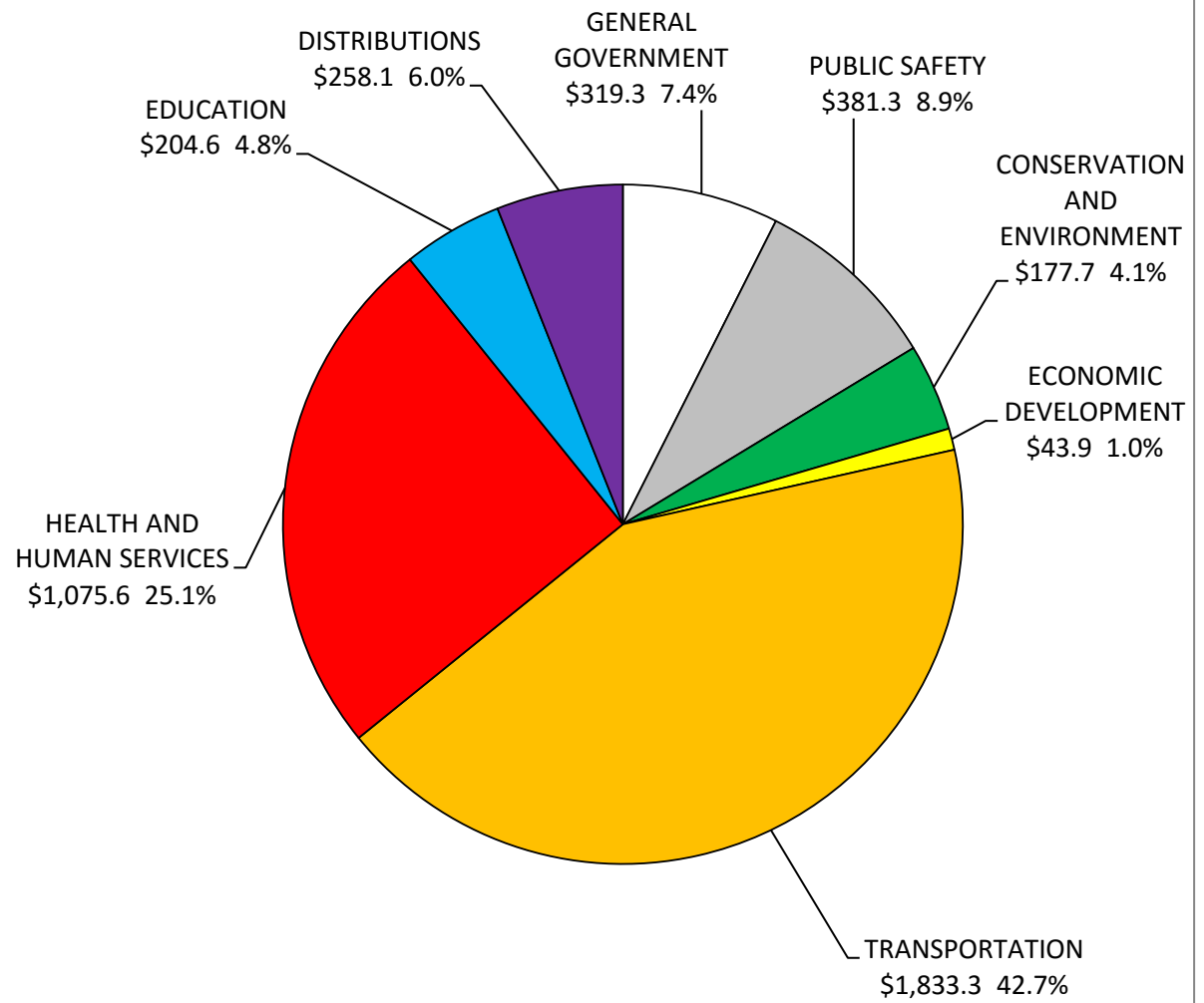
**DEDICATED FUND APPROPRIATIONS BY FUNCTIONAL CATEGORY**  
**2017-2019 BIENNIUM**  
**\$8,491.2 Million**

**FY 2017-2018 \$4,197.3 Million**



Sector Values in Millions of Dollars  
 Source: Indiana State Budget Agency

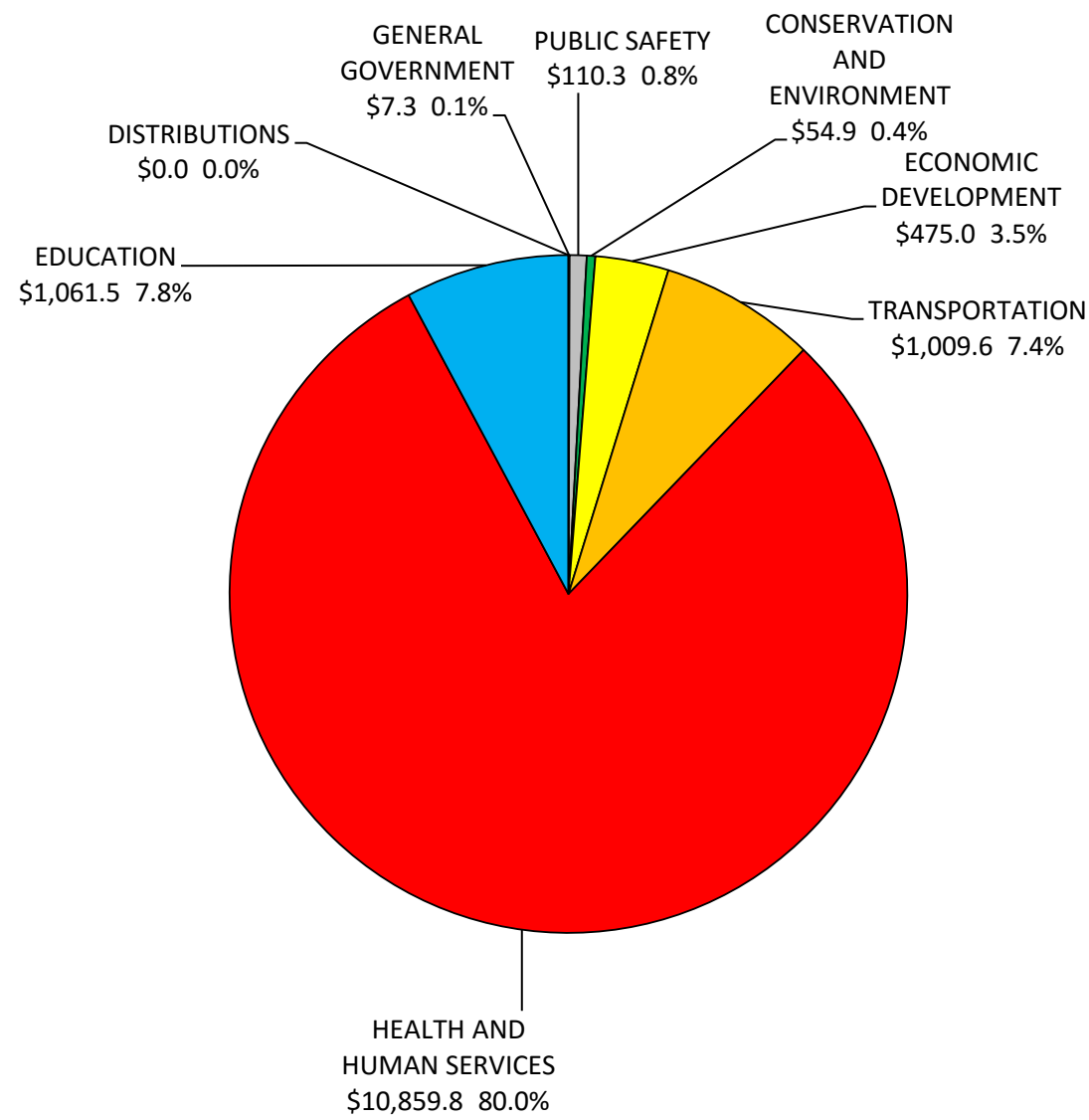
**FY 2018-2019 \$4,293.9 Million**



Sector Values in Millions of Dollars  
 Source: Indiana State Budget Agency

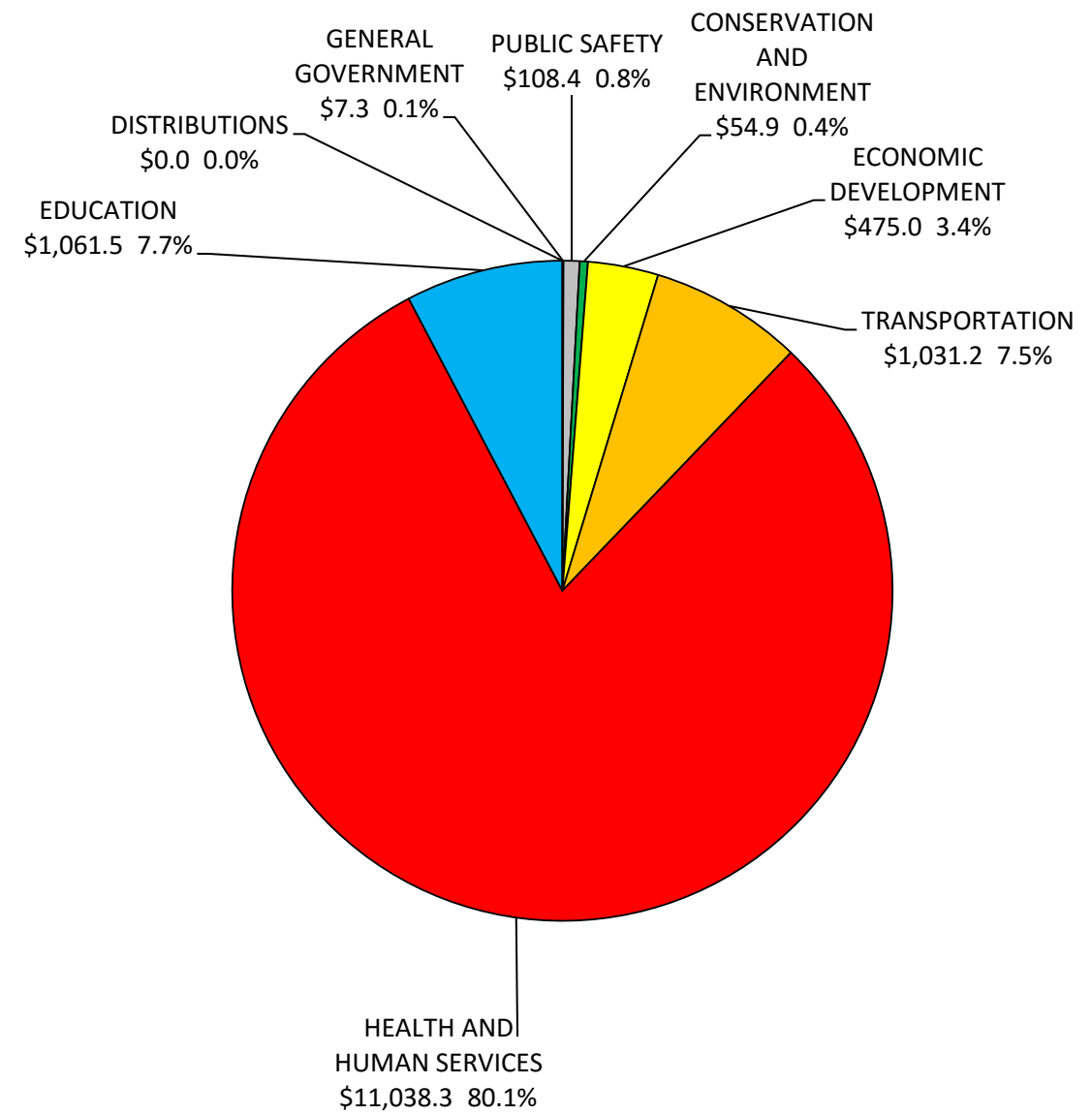
**FEDERAL FUNDS BY FUNCTIONAL CATEGORY  
2017-2019 BIENNIUM  
\$27,355.0 Million**

**FY 2017-2018 \$13,578.3 Million**



Sector Values in Millions of Dollars  
Source: Indiana State Budget Agency

**FY 2018-2019 \$13,776.7 Million**



Sector Values in Millions of Dollars  
Source: Indiana State Budget Agency

(This page intentionally left blank.)