

## **B — APPROPRIATIONS OVERVIEW**



# Functional Summary

	Passed Budget FY16	Passed Budget FY17
<b>SUMMARY BY FUNCTION - GRAND TOTALS</b>		
<b>GENERAL GOVERNMENT</b>		
General Fund	779,851,597	809,921,822
Dedicated Funds	441,450,045	301,081,637
Federal Funds	7,313,882	7,265,851
<b>Funding Total</b>	<b>1,228,615,524</b>	<b>1,118,269,310</b>
<b>PUBLIC SAFETY</b>		
General Fund	1,018,811,418	1,020,613,241
Dedicated Funds	358,766,087	356,937,155
Federal Funds	108,000,739	105,286,136
<b>Funding Total</b>	<b>1,485,578,244</b>	<b>1,482,836,532</b>
<b>CONSERVATION AND ENVIRONMENT</b>		
General Fund	110,242,944	104,106,644
Dedicated Funds	188,790,625	162,229,998
Federal Funds	41,738,385	40,904,349
<b>Funding Total</b>	<b>340,771,954</b>	<b>307,240,991</b>
<b>ECONOMIC DEVELOPMENT</b>		
General Fund	95,294,011	96,105,141
Dedicated Funds	92,183,015	92,080,106
Federal Funds	626,434,162	626,366,521
<b>Funding Total</b>	<b>813,911,188</b>	<b>814,551,768</b>
<b>TRANSPORTATION</b>		
General Fund	43,000,000	44,000,000
Dedicated Funds	1,382,107,000	1,251,255,000
Federal Funds	935,501,629	931,301,629
Local Funds	700,000	700,000
<b>Funding Total</b>	<b>2,361,308,629</b>	<b>2,227,256,629</b>
<b>HEALTH AND HUMAN SERVICES</b>		
General Fund	3,288,495,409	3,512,008,696
Dedicated Funds	874,062,227	938,928,617
Federal Funds	9,681,526,983	9,823,263,523
<b>Funding Total</b>	<b>13,844,084,619</b>	<b>14,274,200,836</b>
<b>EDUCATION</b>		
General Fund	9,870,903,393	10,065,069,937
Dedicated Funds	196,751,623	177,241,704
Federal Funds	1,046,937,518	1,045,599,621
Local Funds	2,354	2,354
<b>Funding Total</b>	<b>11,114,594,888</b>	<b>11,287,913,616</b>
<b>DISTRIBUTIONS</b>		
General Fund	170,408,921	162,562,775
Dedicated Funds	256,161,870	256,161,870
<b>Funding Total</b>	<b>426,570,791</b>	<b>418,724,645</b>
<b>GRAND TOTAL</b>		
General Fund	15,377,007,693	15,814,388,256
Dedicated Funds	3,790,272,492	3,535,916,087
Federal Funds	12,447,453,298	12,579,987,630
Local Funds	702,354	702,354
<b>Funding Total</b>	<b>31,615,435,837</b>	<b>31,930,994,327</b>

# Functional Summary

	Passed Budget FY16	Passed Budget FY17
<b>SUMMARY BY FUNCTION - OPERATING</b>		
<b>GENERAL GOVERNMENT</b>		
General Fund	613,225,651	635,613,227
Dedicated Funds	396,347,103	285,532,146
Federal Funds	7,313,882	7,265,851
<b>Funding Total</b>	<b>1,016,886,636</b>	<b>928,411,224</b>
<b>PUBLIC SAFETY</b>		
General Fund	981,022,470	983,444,830
Dedicated Funds	345,459,336	345,529,806
Federal Funds	108,000,739	105,286,136
<b>Funding Total</b>	<b>1,434,482,545</b>	<b>1,434,260,772</b>
<b>CONSERVATION AND ENVIRONMENT</b>		
General Fund	77,183,130	75,209,457
Dedicated Funds	162,690,625	160,129,998
Federal Funds	41,738,385	40,904,349
<b>Funding Total</b>	<b>281,612,140</b>	<b>276,243,804</b>
<b>ECONOMIC DEVELOPMENT</b>		
General Fund	95,294,011	96,105,141
Dedicated Funds	92,183,015	92,080,106
Federal Funds	626,434,162	626,366,521
<b>Funding Total</b>	<b>813,911,188</b>	<b>814,551,768</b>
<b>TRANSPORTATION</b>		
General Fund	43,000,000	44,000,000
Dedicated Funds	1,369,487,000	1,238,635,000
Federal Funds	935,501,629	931,301,629
Local Funds	700,000	700,000
<b>Funding Total</b>	<b>2,348,688,629</b>	<b>2,214,636,629</b>
<b>HEALTH AND HUMAN SERVICES</b>		
General Fund	3,285,142,498	3,508,655,785
Dedicated Funds	866,742,709	934,290,517
Federal Funds	9,681,526,983	9,823,263,523
<b>Funding Total</b>	<b>13,833,412,190</b>	<b>14,266,209,825</b>
<b>EDUCATION</b>		
General Fund	9,824,583,228	10,018,749,772
Dedicated Funds	169,551,623	177,241,704
Federal Funds	1,046,937,518	1,045,599,621
Local Funds	2,354	2,354
<b>Funding Total</b>	<b>11,041,074,723</b>	<b>11,241,593,451</b>
<b>DISTRIBUTIONS</b>		
General Fund	170,408,921	162,562,775
Dedicated Funds	256,161,870	256,161,870
<b>Funding Total</b>	<b>426,570,791</b>	<b>418,724,645</b>
<b>TOTAL OPERATING</b>		
General Fund	15,089,859,909	15,524,340,987
Dedicated Funds	3,658,623,281	3,489,601,147
Federal Funds	12,447,453,298	12,579,987,630
Local Funds	702,354	702,354
<b>Funding Total</b>	<b>31,196,638,842</b>	<b>31,594,632,118</b>

# Functional Summary

	Passed Budget FY16	Passed Budget FY17
<b>SUMMARY BY FUNCTION - CONSTRUCTION</b>		
<b>GENERAL GOVERNMENT</b>		
General Fund	166,625,946	174,308,595
Dedicated Funds	45,102,942	15,549,491
Funding Total	211,728,888	189,858,086
<b>PUBLIC SAFETY</b>		
General Fund	37,788,948	37,168,411
Dedicated Funds	13,306,751	11,407,349
Funding Total	51,095,699	48,575,760
<b>CONSERVATION AND ENVIRONMENT</b>		
General Fund	33,059,814	28,897,187
Dedicated Funds	26,100,000	2,100,000
Funding Total	59,159,814	30,997,187
<b>TRANSPORTATION</b>		
Dedicated Funds	12,620,000	12,620,000
<b>HEALTH AND HUMAN SERVICES</b>		
General Fund	3,352,911	3,352,911
Dedicated Funds	7,319,518	4,638,100
Funding Total	10,672,429	7,991,011
<b>EDUCATION</b>		
General Fund	46,320,165	46,320,165
Dedicated Funds	27,200,000	-
Funding Total	73,520,165	46,320,165
<b>TOTAL CONSTRUCTION</b>		
General Fund	287,147,784	290,047,269
Dedicated Funds	131,649,211	46,314,940
Funding Total	418,796,995	336,362,209

# Functional Summary

Passed  
Budget  
FY16

Passed  
Budget  
FY17

---

(This page intentionally left blank.)

# Agency Summary

	Passed Budget FY16	Passed Budget FY17
<b>BU00003-House of Representatives</b>		
General Fund	20,619,049	20,920,498
<b>BU00004-Senate</b>		
General Fund	13,544,916	14,763,782
<b>BU00015-Indiana Lobby Registration Commission</b>		
General Fund	343,728	332,811
<b>BU00017-Legislative Council and the Legislative Services Agency</b>		
General Fund	19,851,129	18,921,487
Dedicated Funds	375,000	375,000
Total	20,226,129	19,296,487
<b>BU00019-Commission on Uniform State Laws</b>		
General Fund	78,744	82,748
<b>BU00022-Supreme Court</b>		
General Fund	134,127,692	133,142,654
Dedicated Funds	41,186,614	41,650,617
Federal Funds	620,358	619,867
Total	175,934,664	175,413,138
<b>BU00023-Court of Appeals</b>		
General Fund	11,654,806	11,400,841
<b>BU00026-Judicial Center</b>		
General Fund	7,036,177	7,344,480
<b>BU00028-Tax Court</b>		
General Fund	883,569	859,993
<b>BU00030-Governor's Office</b>		
General Fund	2,151,873	2,088,187
<b>BU00032-Criminal Justice Institute</b>		
General Fund	9,761,085	9,761,085
Dedicated Funds	5,818,923	5,818,923
Federal Funds	28,299,717	28,299,717
Total	43,879,725	43,879,725
<b>BU00034-Washington Liaison Office</b>		
General Fund	53,542	53,542
<b>BU00035-Governor's Council for Developmental Disabilities</b>		
Federal Funds	1,509,090	1,495,970

# Agency Summary

	Passed Budget FY16	Passed Budget FY17
<b>BU00036-Department of Agriculture</b>		
General Fund	3,620,508	3,578,116
Dedicated Funds	4,748,577	4,667,344
Federal Funds	641,345	637,093
<b>Total</b>	<b>9,010,430</b>	<b>8,882,553</b>
<b>BU00038-Lieutenant Governor</b>		
General Fund	13,324,802	12,829,884
Dedicated Funds	1,140,530	1,140,530
Federal Funds	36,471,517	36,438,248
<b>Total</b>	<b>50,936,849</b>	<b>50,408,662</b>
<b>BU00039-Prosecuting Attorneys' Council</b>		
General Fund	1,238,220	1,215,126
Dedicated Funds	473,093	468,995
<b>Total</b>	<b>1,711,313</b>	<b>1,684,121</b>
<b>BU00040-Secretary of State</b>		
General Fund	11,303,829	7,569,946
Dedicated Funds	4,007,537	3,973,833
<b>Total</b>	<b>15,311,366</b>	<b>11,543,779</b>
<b>BU00043-Indiana Career Council</b>		
General Fund	372,071	363,742
<b>BU00044-Indiana Protection and Advocacy Services Commission</b>		
Dedicated Funds	34,652	34,652
Federal Funds	2,500,000	2,500,000
<b>Total</b>	<b>2,534,652</b>	<b>2,534,652</b>
<b>BU00046-Attorney General</b>		
General Fund	17,027,378	16,556,649
Dedicated Funds	12,322,395	12,067,045
Federal Funds	4,916,365	4,917,744
<b>Total</b>	<b>34,266,138</b>	<b>33,541,438</b>
<b>BU00048-Treasurer of State</b>		
General Fund	968,355	933,095
Dedicated Funds	5,500,000	5,500,000
<b>Total</b>	<b>6,468,355</b>	<b>6,433,095</b>
<b>BU00050-Auditor of State</b>		
General Fund	77,431,043	69,441,555
Dedicated Funds	724,118,870	724,118,870
<b>Total</b>	<b>801,549,913</b>	<b>793,560,425</b>



# Agency Summary

	Passed Budget FY16	Passed Budget FY17
<b>BU00055-Office of Management and Budget</b>		
General Fund	1,200,922	1,172,387
<b>BU00056-Office of State-Based Initiatives</b>		
General Fund	89,170	86,314
<b>BU00057-State Budget Agency</b>		
General Fund	204,944,722	230,100,025
Dedicated Funds	158,315,647	48,218,928
Total	363,260,369	278,318,953
<b>BU00061-Department of Administration</b>		
General Fund	86,155,291	93,509,054
Dedicated Funds	56,040,387	26,876,499
Federal Funds	474,259	425,340
Total	142,669,937	120,810,893
<b>BU00062-Commission on Public Records</b>		
General Fund	1,579,354	1,732,553
Dedicated Funds	374,968	374,000
Federal Funds	30,000	30,000
Total	1,984,322	2,136,553
<b>BU00063-Indiana Election Division</b>		
General Fund	6,611,592	4,081,971
Dedicated Funds	73,721	73,721
Federal Funds	272,900	272,900
Total	6,958,213	4,428,592
<b>BU00064-Office of the Public Access Counselor</b>		
General Fund	174,519	164,453
<b>BU00067-Office of Technology</b>		
General Fund	7,600,000	7,100,000
Dedicated Funds	1,623,120	1,623,120
Total	9,223,120	8,723,120
<b>BU00070-State Personnel Department</b>		
General Fund	2,959,373	2,859,143
Dedicated Funds	3,300	3,300
Total	2,962,673	2,862,443

# Agency Summary

	Passed Budget FY16	Passed Budget FY17
<b>BU00072-Indiana Public Retirement System</b>		
General Fund	1,003,171,216	1,012,291,516
Dedicated Funds	247,770,471	255,678,548
<b>Total</b>	<b>1,250,941,687</b>	<b>1,267,970,064</b>
<b>BU00074-State Employees' Appeals Commission</b>		
General Fund	139,986	135,819
<b>BU00075-Office of Inspector General</b>		
General Fund	1,194,673	1,159,602
<b>BU00080-State Board of Accounts</b>		
General Fund	15,303,979	14,764,120
Dedicated Funds	11,176,513	11,169,347
<b>Total</b>	<b>26,480,492</b>	<b>25,933,467</b>
<b>BU00090-Department of Revenue</b>		
General Fund	77,849,509	78,734,145
Dedicated Funds	6,267,035	6,254,121
Federal Funds	1,000,000	1,000,000
<b>Total</b>	<b>85,116,544</b>	<b>85,988,266</b>
<b>BU00100-Indiana State Police</b>		
General Fund	173,651,780	167,639,214
Dedicated Funds	14,020,994	13,381,200
Federal Funds	8,192,561	8,176,793
<b>Total</b>	<b>195,865,335</b>	<b>189,197,207</b>
<b>BU00103-Law Enforcement Training Academy</b>		
General Fund	1,976,648	1,927,589
Dedicated Funds	2,667,819	2,373,588
<b>Total</b>	<b>4,644,467</b>	<b>4,301,177</b>
<b>BU00110-Adjutant General</b>		
General Fund	14,134,577	13,970,053
Dedicated Funds	402,850	402,850
Federal Funds	42,922,528	42,790,368
<b>Total</b>	<b>57,459,955</b>	<b>57,163,271</b>
<b>BU00115-State Department of Toxicology</b>		
General Fund	2,208,179	2,152,850
Dedicated Funds	355,000	355,000
<b>Total</b>	<b>2,563,179</b>	<b>2,507,850</b>

# Agency Summary

	Passed Budget FY16	Passed Budget FY17
<b>BU00160-Department of Veterans' Affairs</b>		
General Fund	1,594,559	1,439,559
Dedicated Funds	1,678,100	1,678,100
Federal Funds	507,865	493,883
<b>Total</b>	<b>3,780,524</b>	<b>3,611,542</b>
<b>BU00190-Indiana Gaming Commission</b>		
Dedicated Funds	23,766,004	23,143,948
<b>BU00200-Utility Regulatory Commission</b>		
General Fund	1,000,000	1,000,000
Dedicated Funds	9,113,489	8,854,819
Federal Funds	800,000	800,000
<b>Total</b>	<b>10,913,489</b>	<b>10,654,819</b>
<b>BU00205-Utility Consumer Counselor</b>		
Dedicated Funds	7,080,905	6,912,760
<b>BU00208-Department of Financial Institutions</b>		
Dedicated Funds	7,561,454	7,379,604
<b>BU00210-Department of Insurance</b>		
Dedicated Funds	105,969,666	105,885,881
Federal Funds	1,453,672	1,453,672
<b>Total</b>	<b>107,423,338</b>	<b>107,339,553</b>
<b>BU00215-Department of Local Government Finance</b>		
General Fund	3,756,795	3,633,140
<b>BU00217-Indiana Board of Tax Review</b>		
General Fund	1,173,383	1,121,687
<b>BU00220-Worker's Compensation Board</b>		
General Fund	1,917,186	1,917,186
Dedicated Funds	6,558,441	6,558,441
<b>Total</b>	<b>8,475,627</b>	<b>8,475,627</b>
<b>BU00225-Department of Labor</b>		
General Fund	3,103,787	3,077,468
Dedicated Funds	556,042	552,051
Federal Funds	3,224,870	3,224,870
<b>Total</b>	<b>6,884,699</b>	<b>6,854,389</b>
<b>BU00230-Alcohol and Tobacco Commission</b>		
Dedicated Funds	20,352,486	20,049,926

# Agency Summary

	Passed Budget FY16	Passed Budget FY17
<b>BU00235-Bureau of Motor Vehicles</b>		
General Fund	39,886,609	39,413,196
Dedicated Funds	12,245,581	12,214,508
<b>Total</b>	<b>52,132,190</b>	<b>51,627,704</b>
<b>BU00240-Coroners' Training Board</b>		
Dedicated Funds	388,000	388,000
<b>BU00250-Professional Licensing Agency</b>		
General Fund	4,879,634	4,785,153
Dedicated Funds	2,050,927	2,050,927
Federal Funds	55,520	-
<b>Total</b>	<b>6,986,081</b>	<b>6,836,080</b>
<b>BU00258-Civil Rights Commission</b>		
General Fund	2,276,683	2,206,622
Dedicated Funds	8,354	8,354
Federal Funds	683,844	683,844
<b>Total</b>	<b>2,968,881</b>	<b>2,898,820</b>
<b>BU00260-Indiana Economic Development Corporation</b>		
General Fund	29,503,317	30,820,918
Dedicated Funds	73,089,464	73,086,608
Federal Funds	11,548,540	11,534,250
<b>Total</b>	<b>114,141,321</b>	<b>115,441,776</b>
<b>BU00261-Indiana Finance Authority</b>		
Dedicated Funds	1,455,000	1,455,000
<b>BU00263-Housing and Community Development Authority</b>		
General Fund	970,000	970,000
Dedicated Funds	1,500,000	1,500,000
<b>Total</b>	<b>2,470,000</b>	<b>2,470,000</b>
<b>BU00265-Indiana Horse Racing Commission</b>		
Dedicated Funds	27,501,488	27,452,897
<b>BU00266-Office of Energy Development</b>		
General Fund	177,510	177,510
Federal Funds	747,830	732,000
<b>Total</b>	<b>925,340</b>	<b>909,510</b>
<b>BU00286-Integrated Public Safety Commission</b>		
Dedicated Funds	11,644,621	11,874,947
Federal Funds	2,377,252	-
<b>Total</b>	<b>14,021,873</b>	<b>11,874,947</b>

# Agency Summary

	Passed Budget FY16	Passed Budget FY17
<b>BU00300-Department of Natural Resources</b>		
General Fund	70,922,574	69,722,530
Dedicated Funds	100,532,539	75,102,314
Federal Funds	19,794,966	19,631,882
<b>Total</b>	<b>191,250,079</b>	<b>164,456,726</b>
<b>BU00303-Indiana State Museum and Historic Sites Corporation</b>		
General Fund	11,792,825	8,384,748
Dedicated Funds	2,204,865	2,154,883
<b>Total</b>	<b>13,997,690</b>	<b>10,539,631</b>
<b>BU00310-White River State Park Development Commission</b>		
General Fund	786,831	766,312
<b>BU00315-World War Memorial Commission</b>		
General Fund	2,916,597	1,897,011
Dedicated Funds	184,169	180,603
<b>Total</b>	<b>3,100,766</b>	<b>2,077,614</b>
<b>BU00322-Kankakee River Basin Commission</b>		
General Fund	54,110	54,110
Dedicated Funds	300,000	300,000
<b>Total</b>	<b>354,110</b>	<b>354,110</b>
<b>BU00325-Maumee River Basin Commission</b>		
General Fund	54,110	54,110
<b>BU00330-St. Joseph River Basin Commission</b>		
General Fund	54,110	54,110
<b>BU00340-Bureau of Motor Vehicles Commission</b>		
Dedicated Funds	83,893,560	83,893,560
<b>BU00351-State Board of Animal Health</b>		
General Fund	6,513,994	6,334,679
Dedicated Funds	21,875	21,875
Federal Funds	1,662,873	1,625,694
<b>Total</b>	<b>8,198,742</b>	<b>7,982,248</b>
<b>BU00385-Department of Homeland Security</b>		
General Fund	3,689,412	3,689,412
Dedicated Funds	17,069,043	16,640,837
Federal Funds	15,326,439	15,241,760
<b>Total</b>	<b>36,084,894</b>	<b>35,572,009</b>

# Agency Summary

	Passed Budget FY16	Passed Budget FY17
<b>BU00400-State Department of Health</b>		
General Fund	32,643,508	31,761,440
Dedicated Funds	75,403,413	72,035,807
Federal Funds	180,458,654	179,841,904
<b>Total</b>	<b>288,505,575</b>	<b>283,639,151</b>
<b>BU00405-Family and Social Services Administration</b>		
General Fund	64,169,956	63,749,430
Dedicated Funds	45,000	45,000
Federal Funds	131,973,955	131,972,516
<b>Total</b>	<b>196,188,911</b>	<b>195,766,946</b>
<b>BU00410-Division of Mental Health</b>		
General Fund	137,073,792	147,454,971
Dedicated Funds	21,500,789	21,500,789
Federal Funds	49,095,102	47,151,331
<b>Total</b>	<b>207,669,683</b>	<b>216,107,091</b>
<b>BU00415-Evansville Psychiatric Children's Center</b>		
General Fund	759,378	759,378
Dedicated Funds	2,953,652	2,840,784
Federal Funds	33,000	33,000
<b>Total</b>	<b>3,746,030</b>	<b>3,633,162</b>
<b>BU00425-Evansville State Hospital</b>		
General Fund	22,410,621	22,410,621
Dedicated Funds	5,430,386	5,608,786
<b>Total</b>	<b>27,841,007</b>	<b>28,019,407</b>
<b>BU00430-Madison State Hospital</b>		
General Fund	23,703,750	23,703,750
Dedicated Funds	4,785,252	4,911,652
<b>Total</b>	<b>28,489,002</b>	<b>28,615,402</b>
<b>BU00435-Logansport State Hospital</b>		
General Fund	29,093,912	29,093,912
Dedicated Funds	4,405,534	3,763,784
<b>Total</b>	<b>33,499,446</b>	<b>32,857,696</b>
<b>BU00440-Richmond State Hospital</b>		
General Fund	29,905,977	29,905,977
Dedicated Funds	6,661,598	5,661,998
<b>Total</b>	<b>36,567,575</b>	<b>35,567,975</b>

# Agency Summary

	Passed Budget FY16	Passed Budget FY17
<b>BU00450-Larue Carter Memorial Hospital</b>		
General Fund	19,417,325	19,417,325
Dedicated Funds	9,623,594	10,058,594
Federal Funds	69,600	69,600
<b>Total</b>	<b>29,110,519</b>	<b>29,545,519</b>
<b>BU00495-Department of Environmental Management</b>		
General Fund	23,360,920	22,881,572
Dedicated Funds	85,569,052	84,492,198
Federal Funds	21,943,419	21,272,467
<b>Total</b>	<b>130,873,391</b>	<b>128,646,237</b>
<b>BU00496-Office of Environmental Adjudication</b>		
General Fund	300,867	292,141
<b>BU00497-Division of Disability &amp; Rehabilitation Services</b>		
General Fund	121,168,979	121,076,164
Dedicated Funds	18,655,433	18,608,325
Federal Funds	119,645,417	118,526,778
<b>Total</b>	<b>259,469,829</b>	<b>258,211,267</b>
<b>BU00498-Division of Aging Administration</b>		
General Fund	63,522,538	63,496,822
Dedicated Funds	1,244,503	1,233,798
Federal Funds	45,363,649	45,352,465
<b>Total</b>	<b>110,130,690</b>	<b>110,083,085</b>
<b>BU00500-Division of Family Resources</b>		
General Fund	131,196,795	131,065,230
Dedicated Funds	1,612,292	1,607,219
Federal Funds	218,531,120	217,929,320
<b>Total</b>	<b>351,340,207</b>	<b>350,601,769</b>
<b>BU00502-Department of Child Services</b>		
General Fund	554,106,026	554,268,041
Dedicated Funds	1,042,289	1,042,289
Federal Funds	376,790,718	376,790,718
<b>Total</b>	<b>931,939,033</b>	<b>932,101,048</b>
<b>BU00503-Office of Medicaid Policy and Planning</b>		
General Fund	2,027,243,707	2,241,931,002
Dedicated Funds	691,144,887	762,123,187
Federal Funds	8,553,603,932	8,700,512,928
<b>Total</b>	<b>11,271,992,526</b>	<b>11,704,567,117</b>

# Agency Summary

	Passed Budget FY16	Passed Budget FY17
<b>BU00505-Education Employment Relations Board</b>		
General Fund	986,253	966,485
<b>BU00510-Department of Workforce Development</b>		
General Fund	50,402,860	50,389,795
Dedicated Funds	9,431,435	9,431,435
Federal Funds	577,024,930	577,024,930
<b>Total</b>	<b>636,859,225</b>	<b>636,846,160</b>
<b>BU00515-Industry and Farms Division</b>		
Dedicated Funds	43,092,620	44,589,069
<b>BU00550-Indiana School for the Blind and Visually Impaired</b>		
General Fund	11,237,653	11,237,653
Dedicated Funds	1,380,000	1,055,000
Federal Funds	222,610	222,610
<b>Total</b>	<b>12,840,263</b>	<b>12,515,263</b>
<b>BU00560-Indiana School for the Deaf</b>		
General Fund	16,005,946	16,005,946
Dedicated Funds	1,817,000	575,000
Federal Funds	370,500	370,500
<b>Total</b>	<b>18,193,446</b>	<b>16,951,446</b>
<b>BU00570-Indiana Veterans' Home</b>		
General Fund	2,927,180	2,927,180
Dedicated Funds	24,643,853	24,543,853
Federal Funds	851,771	-
<b>Total</b>	<b>28,422,804</b>	<b>27,471,033</b>
<b>BU00605-Public Defender</b>		
General Fund	7,423,058	7,346,330
<b>BU00607-Henryville Correctional Facility</b>		
General Fund	2,618,376	2,550,339
<b>BU00610-Public Defender Council</b>		
General Fund	1,417,855	1,384,572
Dedicated Funds	224,500	224,500
<b>Total</b>	<b>1,642,355</b>	<b>1,609,072</b>
<b>BU00614-Chain O' Lakes Correctional Facility</b>		
General Fund	1,972,030	1,918,307



# Agency Summary

	Passed Budget FY16	Passed Budget FY17
<b>BU00615-Department of Correction</b>		
General Fund	269,413,488	289,179,706
Dedicated Funds	4,374,224	4,824,224
Federal Funds	3,001,463	2,989,418
<b>Total</b>	<b>276,789,175</b>	<b>296,993,348</b>
<b>BU00616-North Central Juvenile Facility</b>		
General Fund	11,268,275	10,957,207
<b>BU00618-Miami Correctional Facility</b>		
General Fund	33,610,530	32,759,794
Dedicated Funds	1,073,560	-
<b>Total</b>	<b>34,684,090</b>	<b>32,759,794</b>
<b>BU00620-Indiana State Prison</b>		
General Fund	36,149,487	35,238,270
Dedicated Funds	85,000	397,000
<b>Total</b>	<b>36,234,487</b>	<b>35,635,270</b>
<b>BU00630-Pendleton Correctional Facility</b>		
General Fund	33,991,206	33,156,109
Dedicated Funds	-	771,558
<b>Total</b>	<b>33,991,206</b>	<b>33,927,667</b>
<b>BU00635-Correctional Industrial Facility</b>		
General Fund	20,279,292	19,674,586
Dedicated Funds	-	150,000
<b>Total</b>	<b>20,279,292</b>	<b>19,824,586</b>
<b>BU00640-Women's Prison</b>		
General Fund	12,010,387	11,686,853
Dedicated Funds	675,000	700,000
<b>Total</b>	<b>12,685,387</b>	<b>12,386,853</b>
<b>BU00645-New Castle Correctional Facility</b>		
General Fund	39,908,307	39,924,507
<b>BU00650-Putnamville Correctional Facility</b>		
General Fund	31,370,034	30,511,938
Dedicated Funds	1,683,000	92,500
<b>Total</b>	<b>33,053,034</b>	<b>30,604,438</b>
<b>BU00655-Pendleton Juvenile Correctional Facility</b>		
General Fund	17,017,498	16,533,128
Dedicated Funds	1,096,128	1,096,128
<b>Total</b>	<b>18,113,626</b>	<b>17,629,256</b>

# Agency Summary

	Passed Budget FY16	Passed Budget FY17
<b>BU00660-Indianapolis Re-Entry Educational Facility</b>		
General Fund	7,833,236	7,627,556
Dedicated Funds	-	150,000
<b>Total</b>	<b>7,833,236</b>	<b>7,777,556</b>
<b>BU00661-Camp Summit Correctional Facility</b>		
General Fund	3,789,201	3,665,359
<b>BU00665-Wabash Valley Correctional Facility</b>		
General Fund	39,453,912	38,418,814
Dedicated Funds	745,805	696,442
<b>Total</b>	<b>40,199,717</b>	<b>39,115,256</b>
<b>BU00667-Madison Correctional Facility</b>		
General Fund	8,078,392	7,864,138
Dedicated Funds	200,000	-
<b>Total</b>	<b>8,278,392</b>	<b>7,864,138</b>
<b>BU00672-Madison Juvenile Correctional Facility</b>		
General Fund	5,995,697	5,847,764
<b>BU00675-Branchville Correctional Facility</b>		
General Fund	19,518,384	19,068,874
Dedicated Funds	760,000	-
<b>Total</b>	<b>20,278,384</b>	<b>19,068,874</b>
<b>BU00680-Westville Correctional Facility</b>		
General Fund	48,567,893	47,326,301
Dedicated Funds	1,770,000	2,458,463
<b>Total</b>	<b>50,337,893</b>	<b>49,784,764</b>
<b>BU00685-Rockville Correctional Facility for Women</b>		
General Fund	15,242,146	14,826,892
Dedicated Funds	1,113,720	2,313,720
<b>Total</b>	<b>16,355,866</b>	<b>17,140,612</b>
<b>BU00690-Plainfield Correctional Facility</b>		
General Fund	24,169,987	23,566,486
Dedicated Funds	1,987,000	550,000
<b>Total</b>	<b>26,156,987</b>	<b>24,116,486</b>
<b>BU00695-Reception and Diagnostic Center</b>		
General Fund	13,739,641	13,350,631
Dedicated Funds	-	200,000
<b>Total</b>	<b>13,739,641</b>	<b>13,550,631</b>

# Agency Summary

	Passed Budget FY16	Passed Budget FY17
<b>BU00697-Edinburgh Correctional Facility</b>		
General Fund	3,568,266	3,465,018
<b>BU00700-Department of Education</b>		
General Fund	7,081,247,696	7,254,069,402
Dedicated Funds	4,948,028	4,935,638
Federal Funds	650,600,980	650,483,438
Local Funds	2,354	2,354
Total	7,736,799,058	7,909,490,832
<b>BU00701-State Board of Education</b>		
General Fund	12,500,000	12,500,000
<b>BU00704-Indiana Charter School Board</b>		
General Fund	750,000	750,000
Dedicated Funds	23,166	23,166
Total	773,166	773,166
<b>BU00705-Arts Commission</b>		
General Fund	3,390,865	3,376,392
Dedicated Funds	8,931	8,931
Federal Funds	749,672	742,370
Total	4,149,468	4,127,693
<b>BU00710-Ivy Tech Community College</b>		
General Fund	251,222,197	258,531,655
<b>BU00718-School Lunch Division</b>		
Federal Funds	391,123,301	391,058,103
<b>BU00719-Commission for Higher Education</b>		
General Fund	375,264,796	360,998,916
Dedicated Funds	1,036,993	237,072
Federal Funds	1,248,878	129,261
Total	377,550,667	361,365,249
<b>BU00730-State Library</b>		
General Fund	4,109,839	4,007,709
Dedicated Funds	436,479	436,479
Federal Funds	3,214,687	3,186,449
Total	7,761,005	7,630,637

# Agency Summary

	Passed Budget FY16	Passed Budget FY17
<b>BU00735-Historical Bureau</b>		
General Fund	344,602	334,195
Dedicated Funds	38,529	38,529
<b>Total</b>	<b>383,131</b>	<b>372,724</b>
<b>BU00741-Northwest Indiana Regional Development Authority</b>		
Dedicated Funds	543,665	524,845
<b>BU00750-Indiana University</b>		
General Fund	561,770,195	577,537,892
Dedicated Funds	26,701,270	1,508,628
<b>Total</b>	<b>588,471,465</b>	<b>579,046,520</b>
<b>BU00755-Medical Education Board</b>		
Dedicated Funds	1,852,698	1,852,698
<b>BU00756-Graduate Medical Education Board</b>		
Dedicated Funds	3,000,000	3,000,000
<b>BU00760-Purdue University</b>		
General Fund	408,671,165	405,619,796
Dedicated Funds	703,781	703,781
<b>Total</b>	<b>409,374,946</b>	<b>406,323,577</b>
<b>BU00770-Indiana State University</b>		
General Fund	76,236,922	81,222,390
<b>BU00775-University of Southern Indiana</b>		
General Fund	56,240,916	55,639,169
<b>BU00780-Ball State University</b>		
General Fund	146,731,616	152,612,586
<b>BU00790-Vincennes University</b>		
General Fund	49,538,331	50,701,350
Dedicated Funds	2,000,000	-
<b>Total</b>	<b>51,538,331</b>	<b>50,701,350</b>
<b>BU00800-Department of Transportation</b>		
General Fund	143,000,000	144,000,000
Dedicated Funds	906,930,000	776,078,000
Federal Funds	935,501,629	931,301,629
Local Funds	700,000	700,000
<b>Total</b>	<b>1,986,131,629</b>	<b>1,852,079,629</b>

# Agency Summary

	Passed Budget FY16	Passed Budget FY17
<b>BU00878-Indiana State Fair Board</b>		
General Fund	2,582,000	2,582,000
Dedicated Funds	274,344	274,344
<b>Total</b>	<b>2,856,344</b>	<b>2,856,344</b>
<b>GRAND TOTALS</b>		
General Fund	15,377,007,693	15,814,388,256
Dedicated Funds	3,790,272,492	3,535,916,087
Federal Funds	12,447,453,298	12,579,987,630
Local Funds	702,354	702,354
<b>Total</b>	<b>31,615,435,837</b>	<b>31,930,994,327</b>

# Agency Summary

Passed  
Budget  
FY16

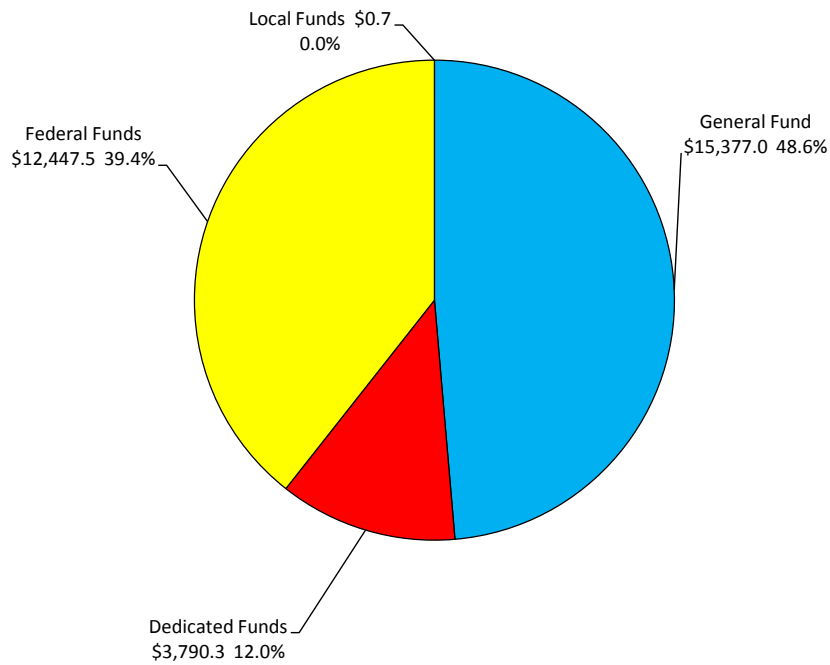
Passed  
Budget  
FY17

---

(This page intentionally left blank.)

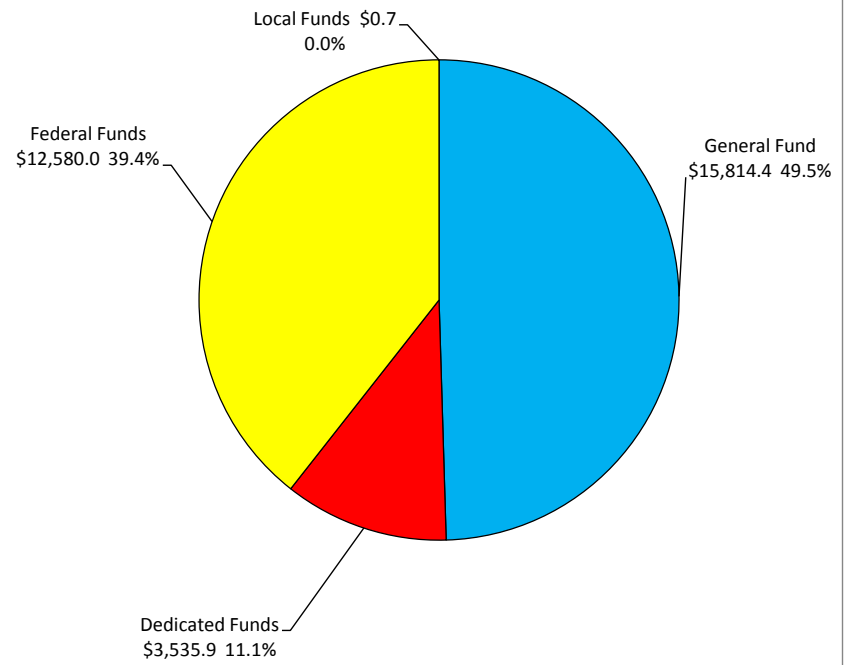
**TOTAL APPROPRIATIONS BY FUND TYPE**  
**2015-2017 BIENNIUM**  
**\$63,546.4 Million**

**FY 2015-2016 \$31,615.4 Million**



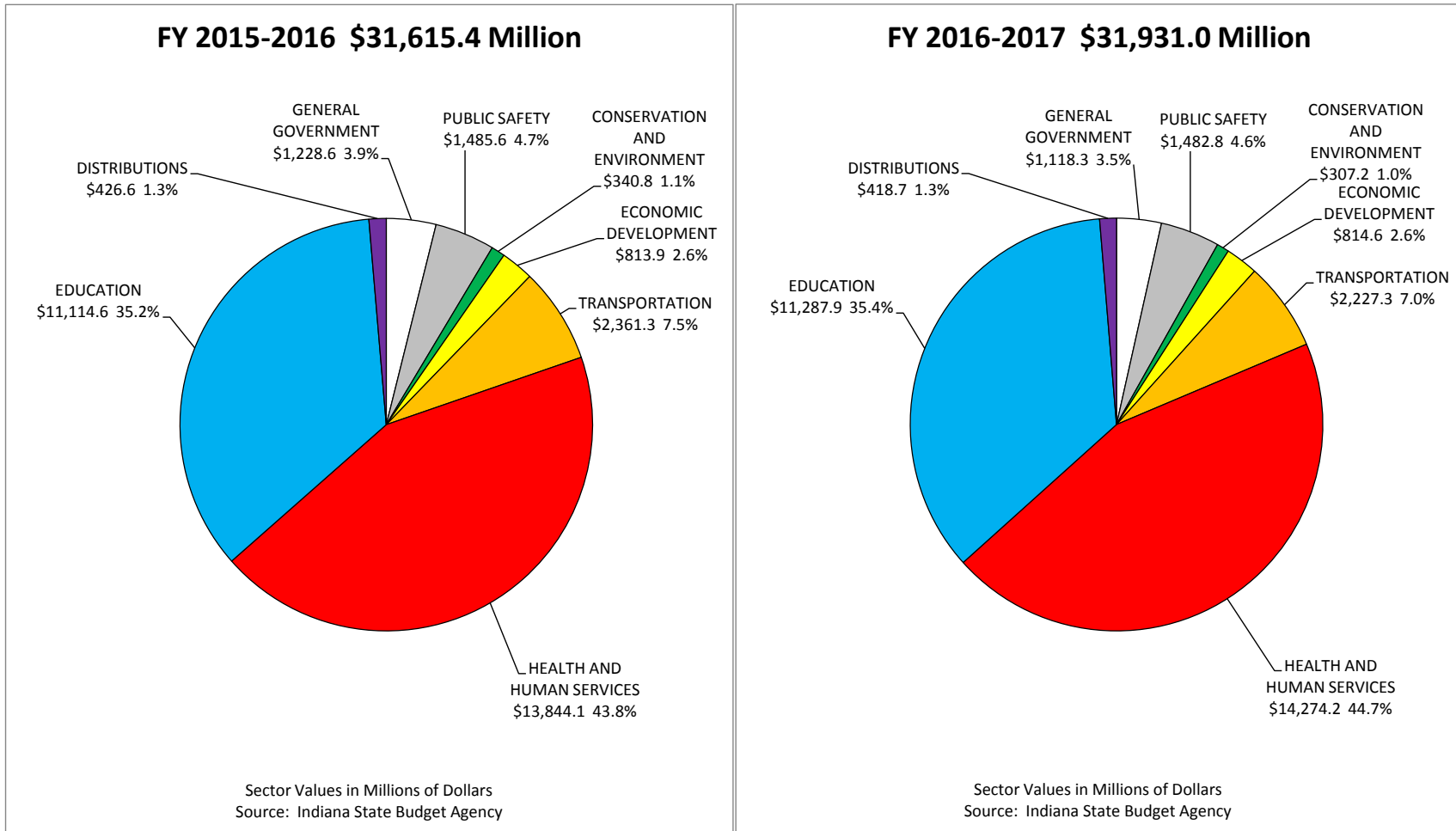
Sector Values in Millions of Dollars  
Source: Indiana State Budget Agency

**FY 2016-2017 \$31,931.0 Million**



Sector Values in Millions of Dollars  
Source: Indiana State Budget Agency

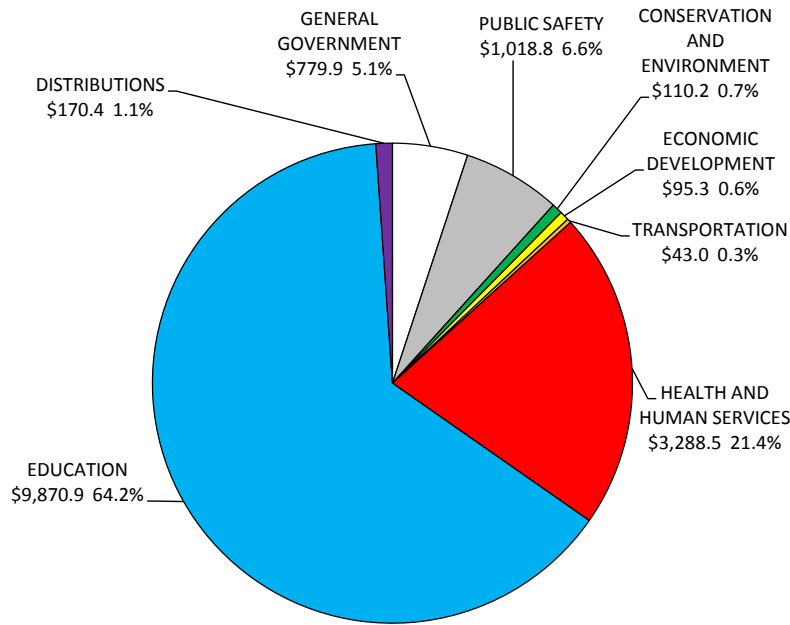
**TOTAL APPROPRIATIONS BY FUNCTIONAL CATEGORY  
2015-2017 BIENNIUM  
\$63,546.4 Million**





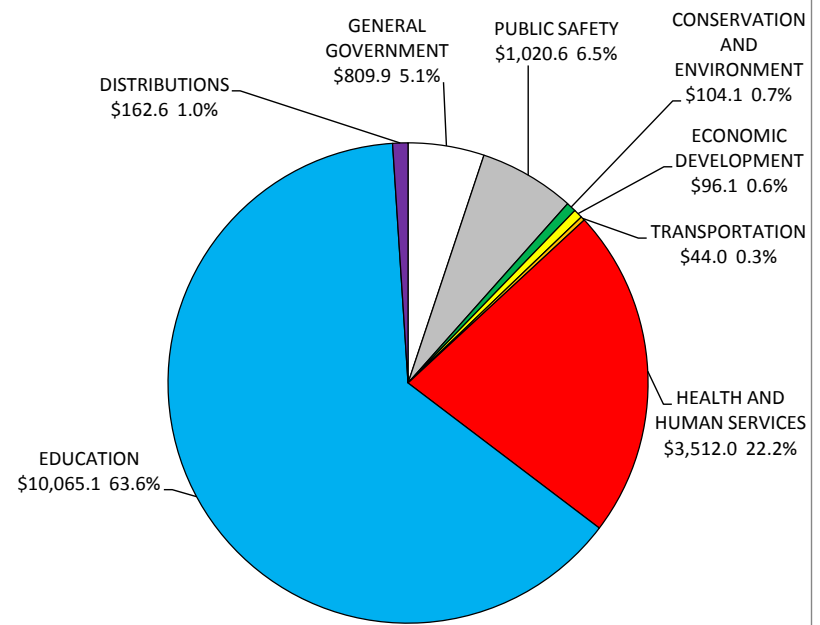
**GENERAL FUND APPROPRIATIONS BY FUNCTIONAL CATEGORY  
2015-2017 BIENNIUM  
\$31,191.4 Million**

**FY 2015-2016 \$15,377.0 Million**



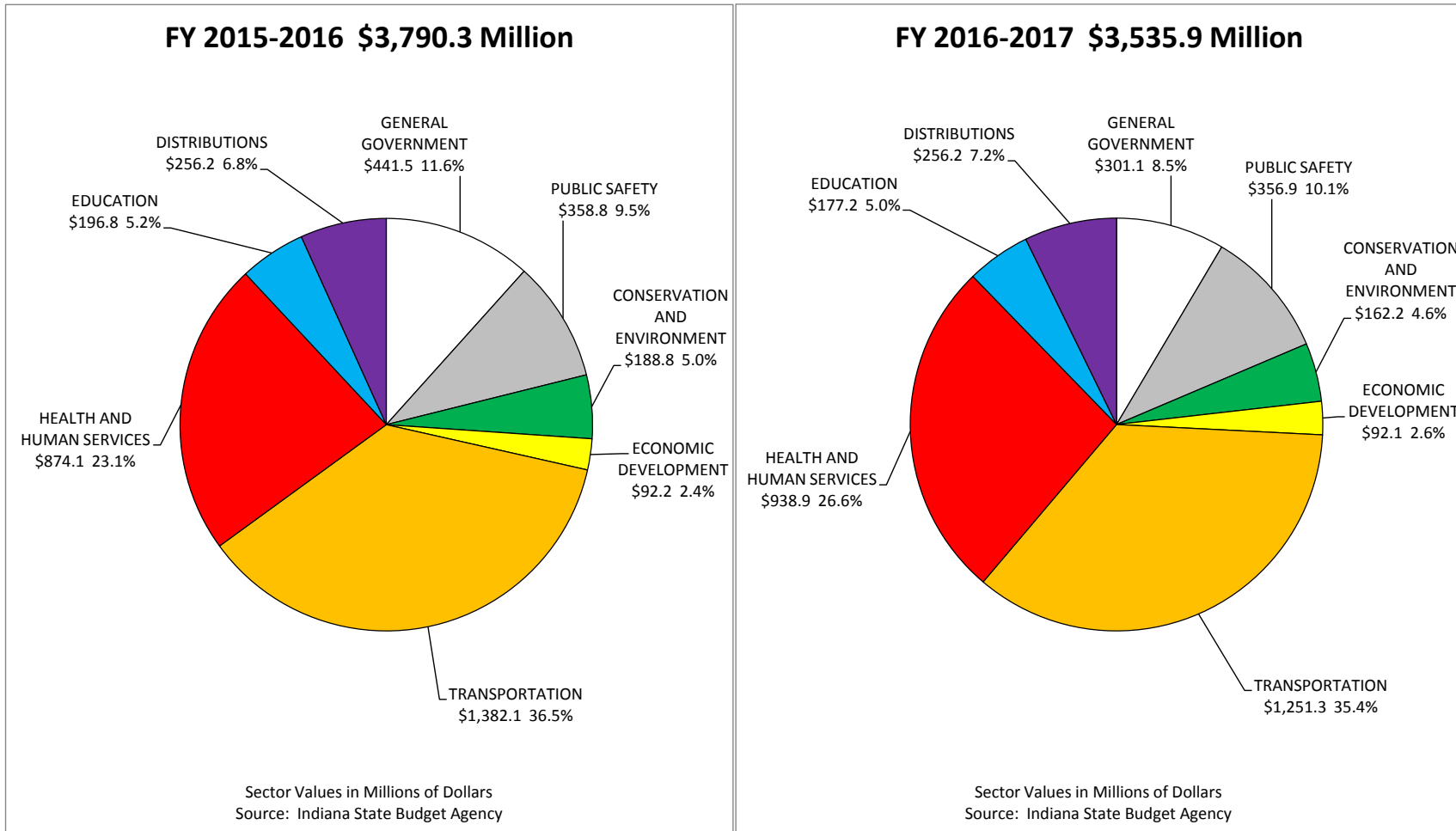
Sector Values in Millions of Dollars  
Source: Indiana State Budget Agency

**FY 2016-2017 \$15,814.4 Million**



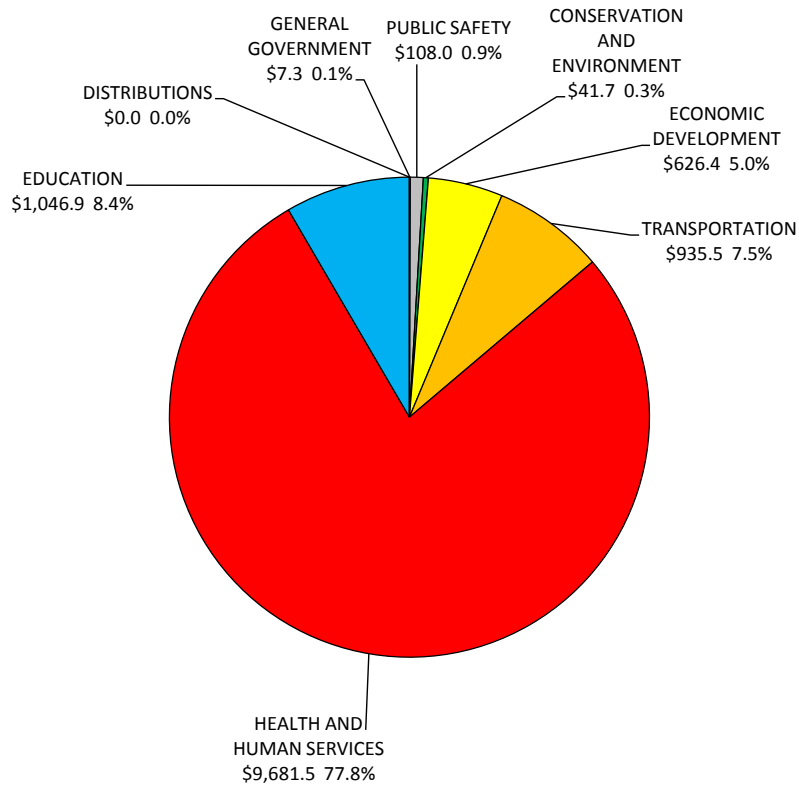
Sector Values in Millions of Dollars  
Source: Indiana State Budget Agency

**DEDICATED FUND APPROPRIATIONS BY FUNCTIONAL CATEGORY  
2015-2017 BIENNIUM  
\$7,326.2 Million**



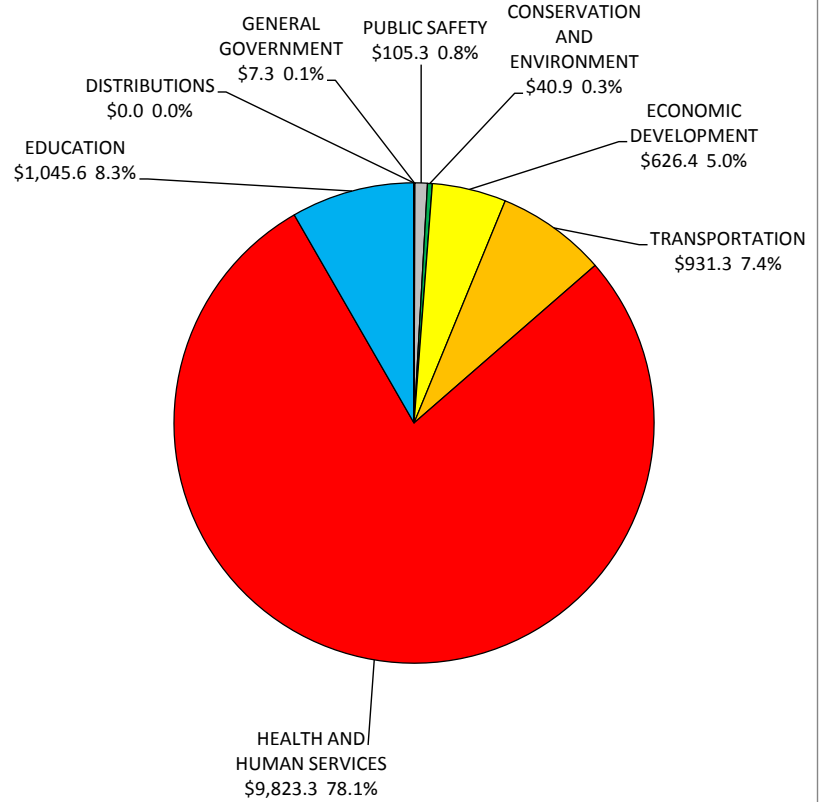
### FEDERAL FUNDS BY FUNCTIONAL CATEGORY 2015-2017 BIENNIUM \$25,027.5 Million

**FY 2015-2016 \$12,447.5 Million**



Sector Values in Millions of Dollars  
Source: Indiana State Budget Agency

**FY 2016-2017 \$12,580.0 Million**



Sector Values in Millions of Dollars  
Source: Indiana State Budget Agency

(This page intentionally left blank.)