

A — REVENUE OVERVIEW

STATE REVENUE FORECAST
TOTAL GENERAL FUND REVENUE FORECAST
Fiscal Years 2015, 2016 and 2017
April 16, 2015
(in millions \$)

	Actual 2014	Dec. 2014 Forecast 2015	Updated Forecast 2015	Diff. From Prior Forecast	Percent Diff. From Prior Forecast	Percent Growth Over 2014	Dec. 2014 Forecast 2016	Updated Forecast 2016	Diff. From Prior Forecast	Percent Diff. From Prior Forecast	Percent Growth Over 2015	Dec. 2014 Forecast 2017	Updated Forecast 2017	Diff. From Prior Forecast	Percent Diff. From Prior Forecast	Percent Growth Over 2016
Major Taxes																
Sales & Use	6,925.9	7,256.7	7,226.3	-30.4	-0.4%	4.3%	7,551.4	7,504.7	-46.7	-0.6%	3.9%	7,904.6	7,839.6	-65.0	-0.8%	4.5%
Individual Income	4,898.8	5,121.2	5,048.7	-72.6	-1.4%	3.1%	5,173.2	5,121.8	-51.4	-1.0%	1.4%	5,314.8	5,283.1	-31.8	-0.6%	3.1%
Corporate - AGI, URT, USUT, FIT	1,054.4	977.8	973.7	-4.0	-0.4%	-7.7%	1,008.7	984.7	-24.0	-2.4%	1.1%	992.5	994.4	2.0	0.2%	1.0%
Riverboat Wagering	363.3	329.3	334.2	5.0	1.5%	-8.0%	312.3	320.5	8.2	2.6%	-4.1%	309.8	319.0	9.2	3.0%	-0.5%
Racino Wagering	110.7	111.2	112.2	1.0	0.9%	1.3%	108.7	109.6	0.9	0.8%	-2.3%	107.7	108.5	0.8	0.8%	-1.0%
Subtotal Major Taxes	13,353.1	13,796.2	13,695.1	-101.1	-0.7%	2.6%	14,154.3	14,041.2	-113.1	-0.8%	2.5%	14,629.4	14,544.7	-84.7	-0.6%	3.6%
Other Revenue																
Cigarette	257.6	252.5	254.3	1.8	0.7%	-1.3%	248.5	250.2	1.7	0.7%	-1.6%	246.8	247.4	0.6	0.2%	-1.1%
Insurance	218.5	224.8	223.0	-1.8	-0.8%	2.1%	231.2	227.6	-3.6	-1.6%	2.1%	237.9	232.3	-5.6	-2.4%	2.1%
Inheritance	87.7	0.0	0.0	0.0	N/A	N/A	0.0	0.0	0.0	N/A	N/A	0.0	0.0	0.0	N/A	N/A
Alcoholic Beverages	17.1	17.1	17.2	0.1	0.6%	0.5%	17.9	17.7	-0.2	-1.1%	2.9%	19.3	18.9	-0.4	-2.1%	6.8%
Riverboat Admissions	12.4	11.1	11.5	0.4	3.6%	-7.1%	10.9	11.3	0.4	3.7%	-1.7%	11.0	11.3	0.3	2.7%	0.0%
Interest	16.5	17.4	17.4	0.0	0.0%	5.8%	18.1	18.1	0.0	0.0%	4.0%	18.9	18.9	0.0	0.0%	4.0%
Motor & Commercial Vehicle Excise	250.6	230.8	230.8	0.0	0.0%	-7.9%	229.3	229.3	0.0	0.0%	-0.6%	229.3	229.3	0.0	0.0%	0.0%
Miscellaneous Revenue	188.8	179.9	175.6	-4.3	-2.4%	-7.0%	179.9	175.6	-4.3	-2.4%	0.0%	179.9	175.6	-4.3	-2.4%	0.0%
Subtotal Other Revenue	1,049.1	933.5	929.8	-3.7	-0.4%	-11.4%	935.9	929.8	-6.1	-0.6%	0.0%	943.1	933.7	-9.4	-1.0%	0.4%
Total General Fund	14,402.2	14,729.7	14,624.9	-104.8	-0.7%	1.5%	15,090.2	14,971.1	-119.2	-0.8%	2.4%	15,572.5	15,478.3	-94.1	-0.6%	3.4%

(This page intentionally left blank.)

Summary of State Revenues by Source

Revenue Source	FY 2015-2016	FY 2016-2017
Taxes		
Alcoholic Beverage Taxes		
General Fund Forecasted	\$17,700,000	\$18,900,000
Dedicated Funds	\$29,882,000	\$31,885,000
Totals	\$47,582,000	\$50,785,000
Cigarette & Tobacco Taxes		
General Fund Forecasted	\$250,200,000	\$247,400,000
Dedicated Funds	\$186,192,000	\$184,719,000
Totals	\$436,392,000	\$432,119,000
Corporate Income Taxes		
General Fund Forecasted	\$984,707,000	\$994,438,000
Dedicated Funds	\$0	\$0
Totals	\$984,707,000	\$994,438,000
Gaming Taxes		
General Fund Forecasted	\$441,339,000	\$438,815,000
Dedicated Funds	\$8,815,000	\$8,894,000
Totals	\$450,154,000	\$447,709,000
Individual Income Tax		
General Fund Forecasted	\$5,121,810,000	\$5,283,070,000
Dedicated Funds	\$0	\$0
Totals	\$5,121,810,000	\$5,283,070,000
Insurance Taxes		
General Fund Forecasted	\$227,601,000	\$232,300,000
Dedicated Funds	\$4,500,000	\$4,500,000
Totals	\$232,101,000	\$236,800,000
Lottery		
General Fund Forecasted	\$0	\$0
Dedicated Funds	\$304,660,000	\$332,920,000
Totals	\$304,660,000	\$332,920,000
Motor Fuel Taxes		
General Fund Forecasted	\$0	\$0
Dedicated Funds	\$481,734,000	\$476,237,000
Totals	\$481,734,000	\$476,237,000
Other Taxes		
General Fund Forecasted	\$287,929,000	\$287,929,000
Dedicated Funds	\$832,320,000	\$848,966,000
Totals	\$1,120,249,000	\$1,136,895,000

Summary of State Revenues by Source

Revenue Source	FY 2015-2016	FY 2016-2017
Sales Tax		
General Fund Forecasted	\$7,504,680,000	\$7,839,640,000
Dedicated Funds	\$87,461,000	\$91,365,000
Totals	\$7,592,141,000	\$7,931,005,000
Taxes Total		
General Fund Forecasted	\$14,835,966,000	\$15,342,492,000
Dedicated Funds	\$1,935,564,000	\$1,979,486,000
Totals	\$16,771,530,000	\$17,321,978,000
Permits and Licenses		
Business and Personal Licenses		
General Fund Forecasted	\$15,646,000	\$15,646,000
Dedicated Funds	\$2,157,000	\$2,288,000
Totals	\$17,803,000	\$17,934,000
Permits		
General Fund Forecasted	\$3,378,000	\$3,378,000
Dedicated Funds	\$157,517,000	\$160,667,000
Totals	\$160,895,000	\$164,045,000
Vehicle Licenses/Non-Business Licenses		
General Fund Forecasted	\$32,000	\$32,000
Dedicated Funds	\$322,835,000	\$322,835,000
Totals	\$322,867,000	\$322,867,000
Permits and Licenses Total		
General Fund Forecasted	\$19,056,000	\$19,056,000
Dedicated Funds	\$482,509,000	\$485,790,000
Totals	\$501,565,000	\$504,846,000
Charges and Miscellaneous		
Examination and Registration Fees		
General Fund Forecasted	\$3,145,000	\$3,145,000
Dedicated Funds	\$15,727,000	\$15,727,000
Totals	\$18,872,000	\$18,872,000
Fines and Penalties		
General Fund Forecasted	\$59,192,000	\$59,192,000
Dedicated Funds	\$112,045,000	\$112,095,000
Totals	\$171,237,000	\$171,287,000

Summary of State Revenues by Source

Revenue Source	FY 2015-2016	FY 2016-2017
Grant Revenues		
General Fund Forecasted	\$0	\$0
Dedicated Funds	\$256,127,000	\$255,327,000
Totals	\$256,127,000	\$255,327,000
Interest and Dividend		
General Fund Forecasted	\$18,142,000	\$18,867,000
Dedicated Funds	\$52,020,000	\$53,060,000
Totals	\$70,162,000	\$71,927,000
Miscellaneous		
General Fund Forecasted	\$873,000	\$873,000
General Fund Unforecasted	\$7,200,000	\$7,200,000
Dedicated Funds	\$190,393,000	\$194,201,000
Totals	\$198,466,000	\$202,274,000
Other Fees		
General Fund Forecasted	\$33,962,000	\$33,962,000
General Fund Unforecasted	\$217,100,000	\$217,100,000
Dedicated Funds	\$1,083,400,000	\$1,109,410,000
Totals	\$1,334,462,000	\$1,360,472,000
Rental of Property		
General Fund Forecasted	\$625,000	\$625,000
Dedicated Funds	\$1,987,000	\$2,027,000
Totals	\$2,612,000	\$2,652,000
State Sales		
General Fund Forecasted	\$104,000	\$104,000
Dedicated Funds	\$65,660,000	\$66,973,000
Totals	\$65,764,000	\$67,077,000
Total Charges and Miscellaneous		
General Fund Forecasted	\$116,043,000	\$116,768,000
General Fund Unforecasted	\$224,300,000	\$224,300,000
Dedicated Funds	\$1,777,359,000	\$1,808,820,000
Totals	\$2,117,702,000	\$2,149,888,000

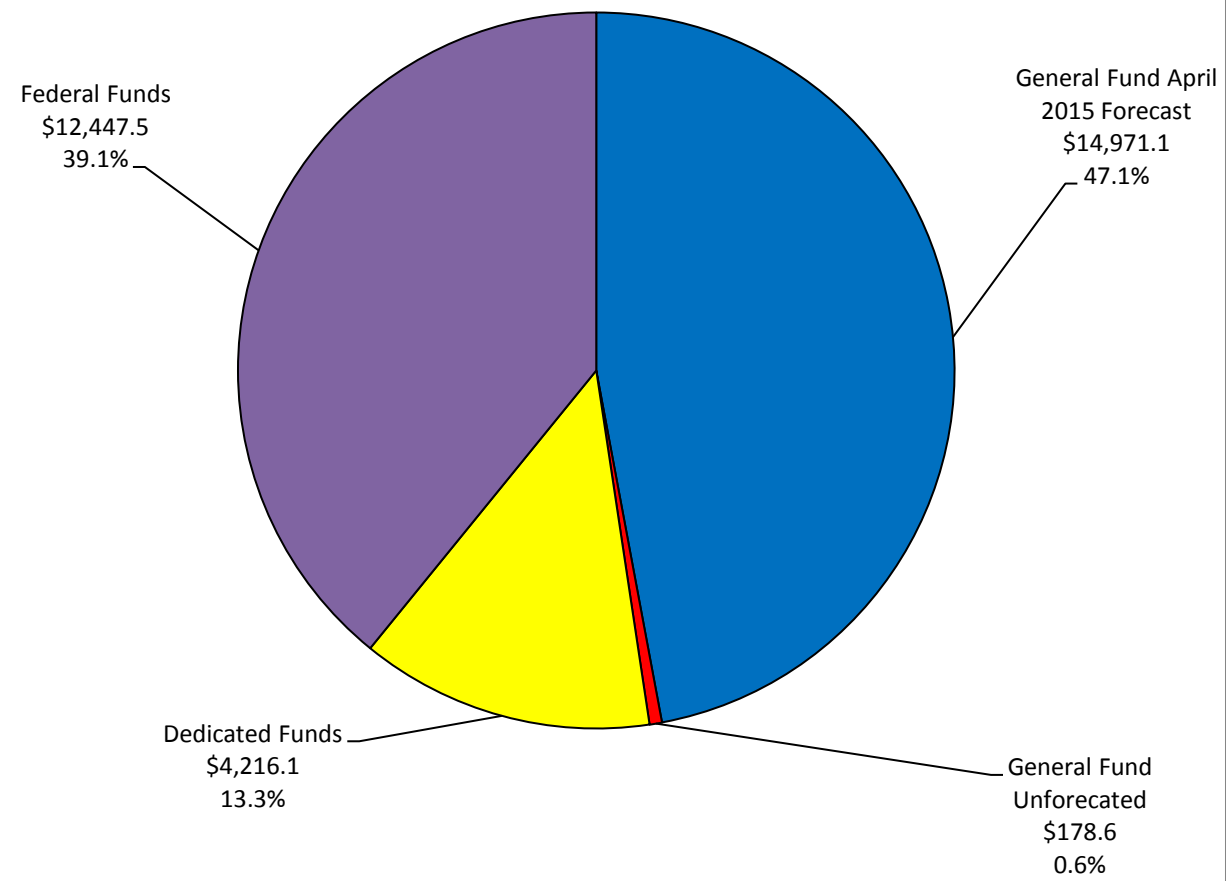
Summary of State Revenues by Source

Revenue Source	FY 2015-2016	FY 2016-2017
Federal Funds		
General Government	\$7,314,000	\$7,266,000
Public Safety	\$108,001,000	\$105,287,000
Conservation and Environment	\$41,739,000	\$40,905,000
Economic Development	\$626,435,000	\$626,367,000
Transportation	\$935,502,000	\$931,302,000
Health and Human Services	\$9,681,527,000	\$9,823,264,000
Education	\$1,046,938,000	\$1,045,600,000
Total Federal Funds	\$12,447,456,000	\$12,579,991,000
2015 Enrolled Acts		
Outside Acts - General Fund Unforecasted Impact	(\$37,700,000)	(\$47,600,000)
Budget Bill - General Fund Unforecasted Impact	(\$8,000,000)	(\$9,000,000)
Dedicated Funds	\$20,700,000	\$17,800,000
Totals	(\$25,000,000)	(\$38,800,000)
Totals		
General Fund Forecasted	\$14,971,065,000	\$15,478,316,000
General Fund Unforecasted	\$178,600,000	\$167,700,000
Dedicated Funds	\$4,216,132,000	\$4,291,896,000
Federal Funds	\$12,447,456,000	\$12,579,991,000
Totals	\$31,813,253,000	\$32,517,903,000

Note: Unforecasted General Fund includes HAF, QAF, and Dedicated SWCAP

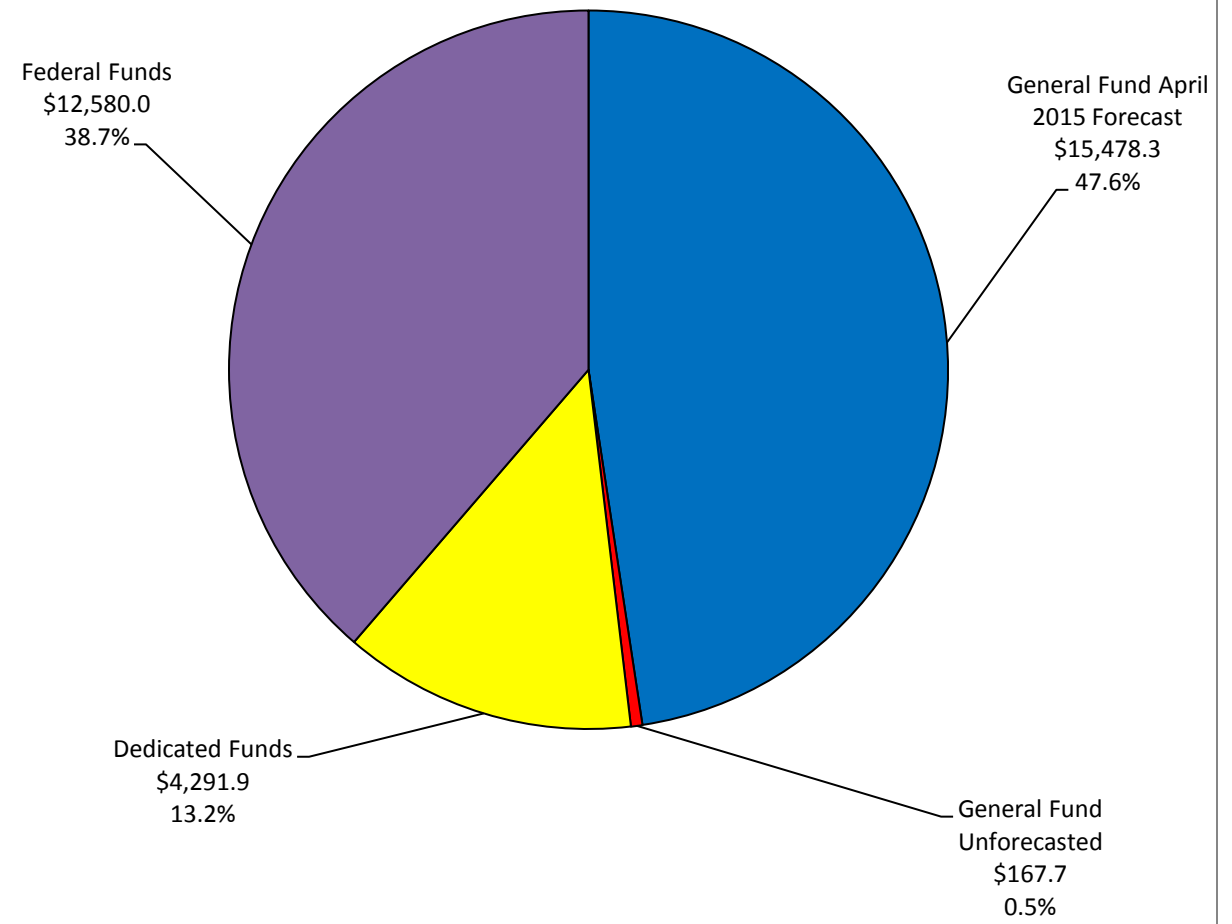
**TOTAL REVENUE BY FUND TYPE
2015-2017 BIENNIUM
\$64,331.2 MILLION**

**STATE OF INDIANA - TOTAL REVENUE
2015-2016
Sources of Funds \$31,813.3 Million**



Sector Values in Millions of Dollars
Source: Indiana State Budget Agency

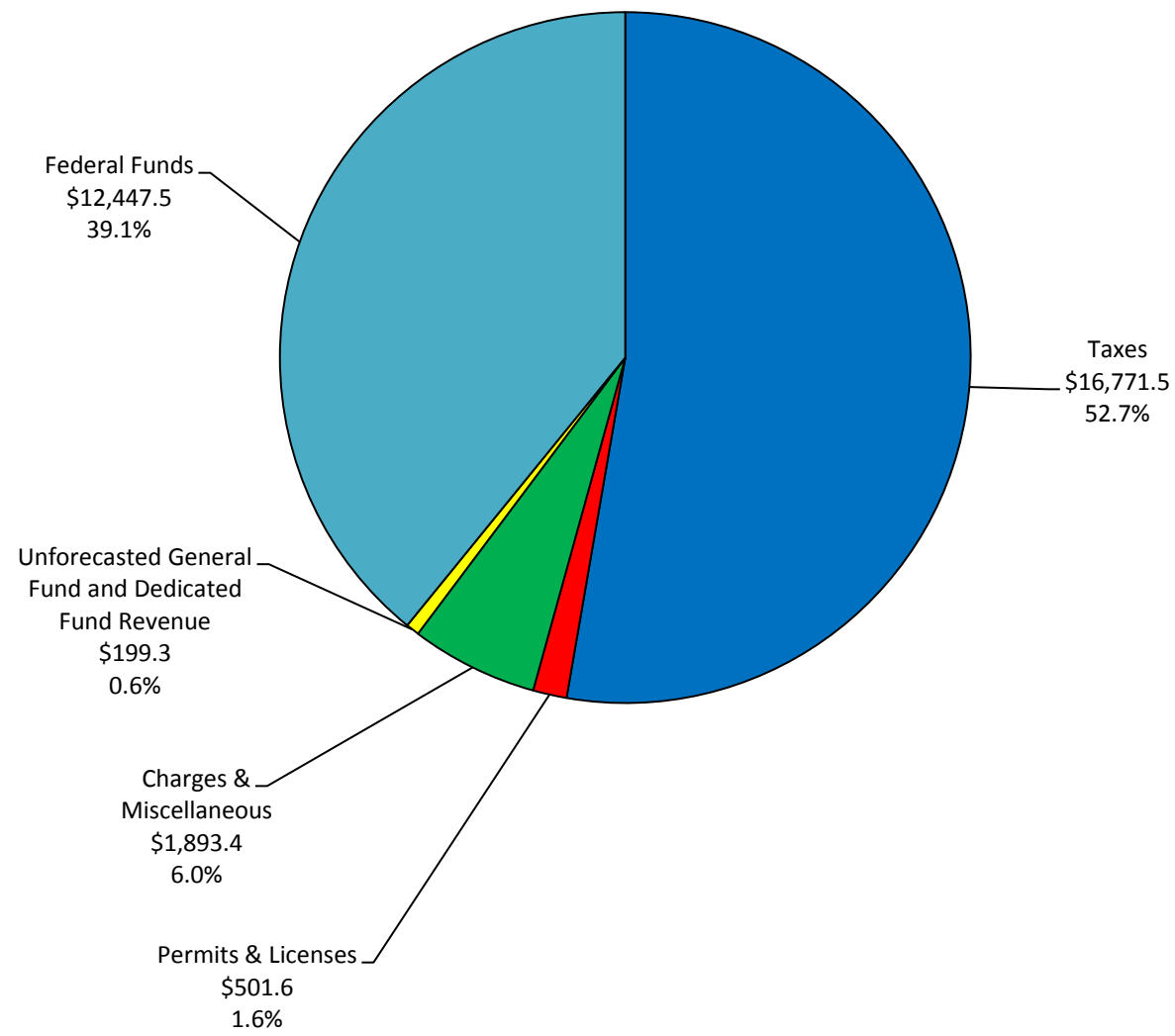
**STATE OF INDIANA - TOTAL REVENUE
2016-2017
Sources of Funds \$32,517.9 Million**



Sector Values in Millions of Dollars
Source: Indiana State Budget Agency

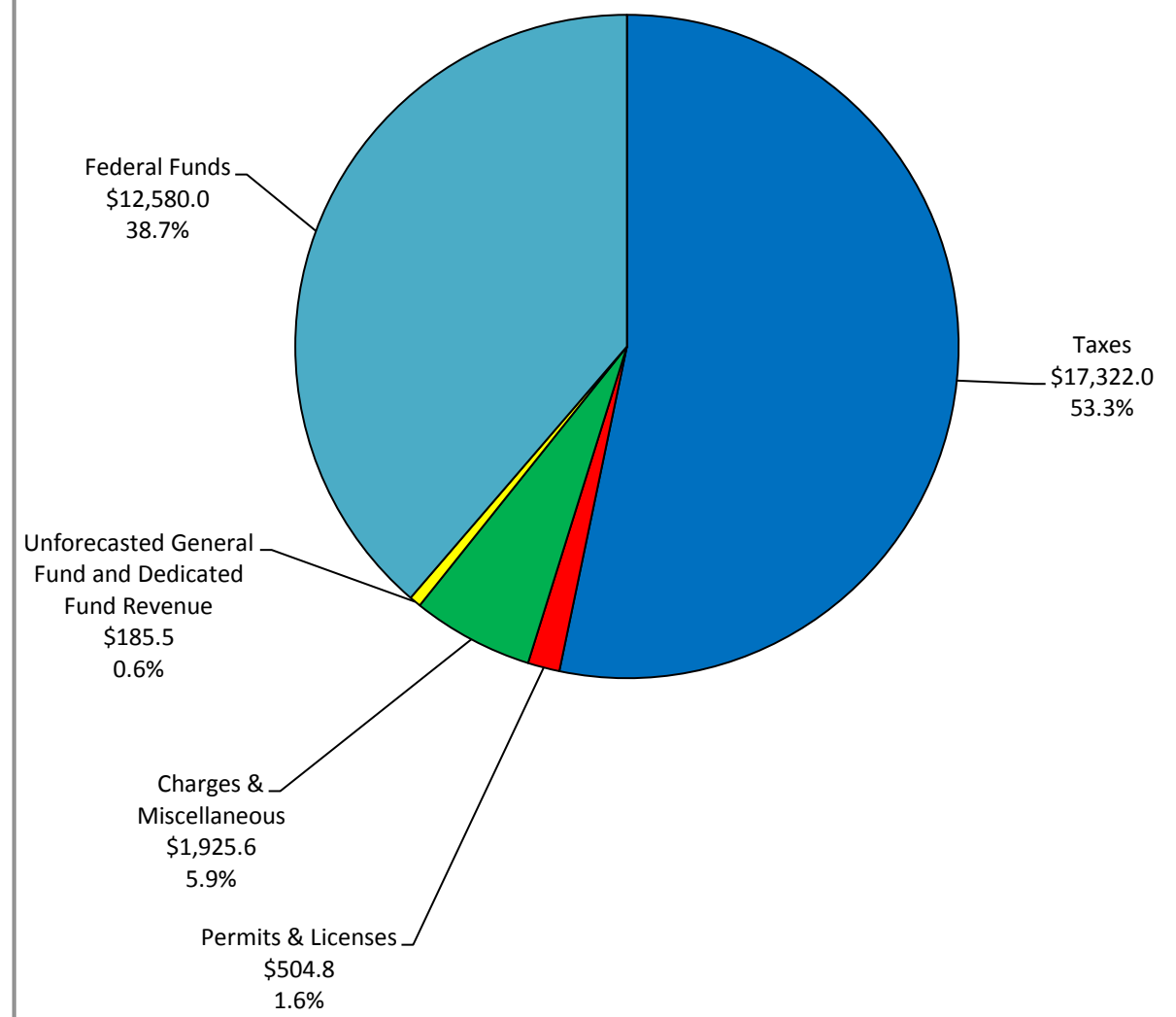
**TOTAL REVENUE BY SOURCE
2015-2017 BIENNIUM
\$64,331.2 MILLION**

**STATE OF INDIANA - MAJOR SOURCES
2015-2016
Total Revenue \$31,813.3 Million**



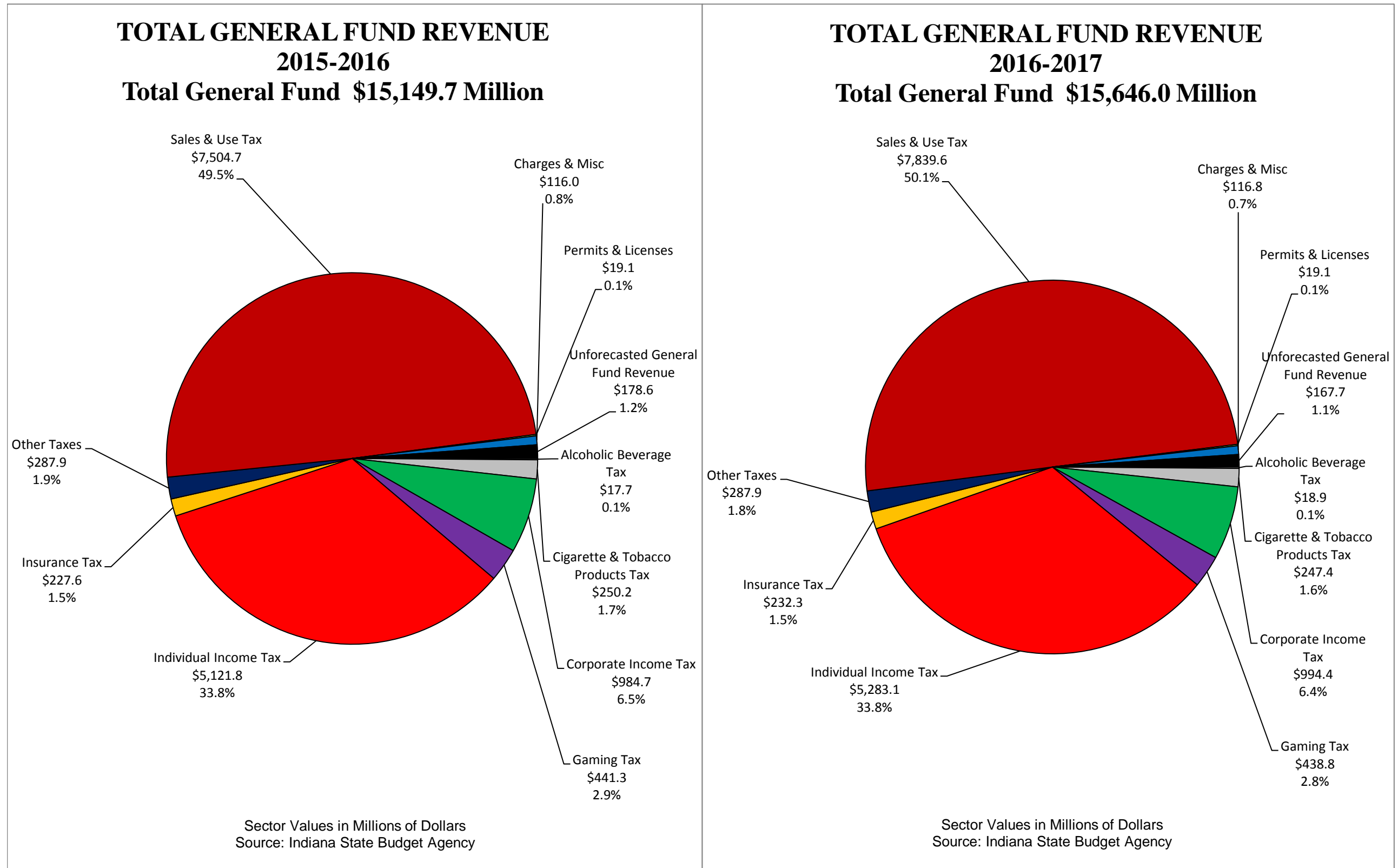
Sector Values in Millions of Dollars
Source: Indiana State Budget Agency

**STATE OF INDIANA - MAJOR SOURCES
2016-2017
Total Revenue \$32,517.9 Million**

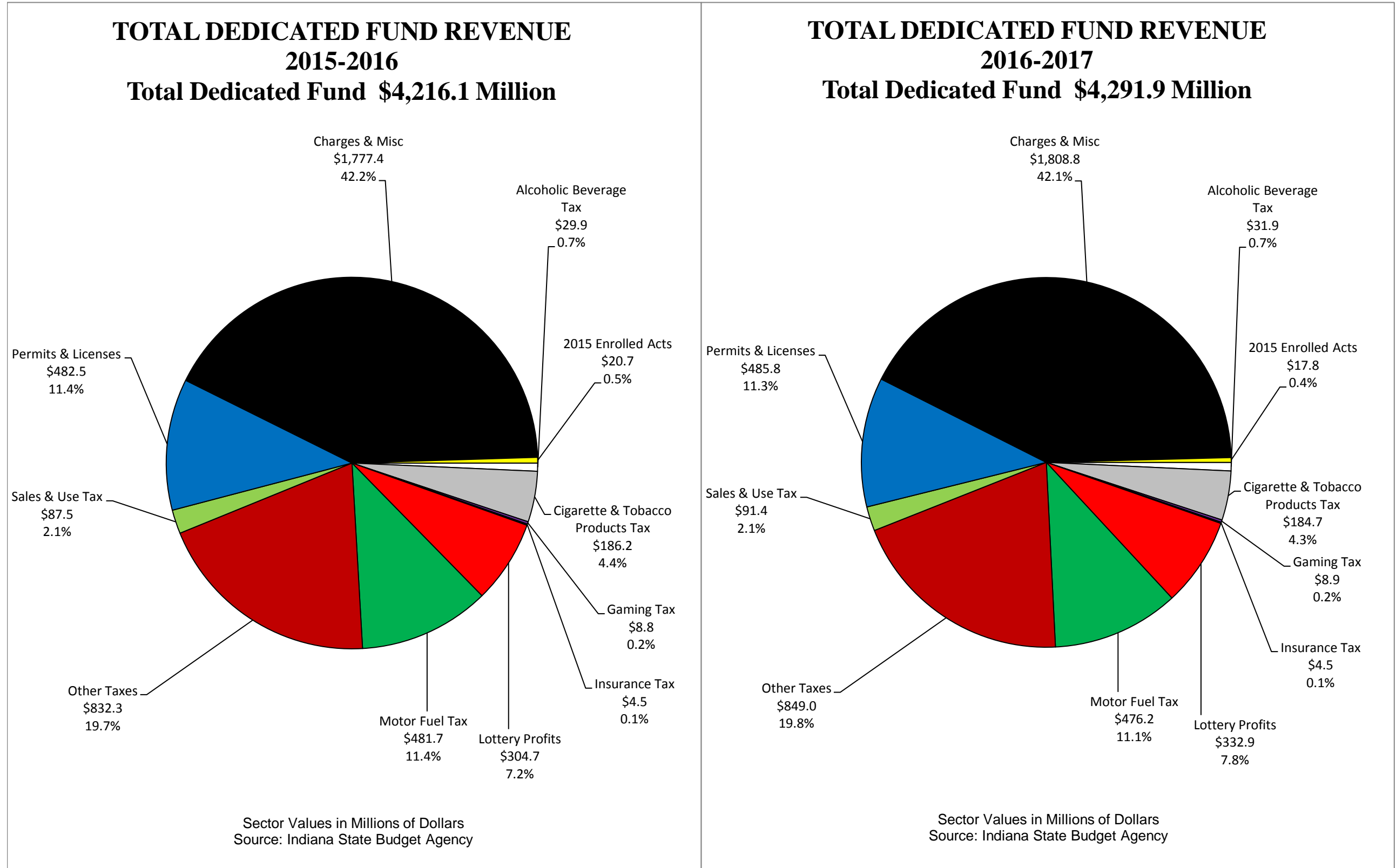


Sector Values in Millions of Dollars
Source: Indiana State Budget Agency

TOTAL GENERAL FUND REVENUE BY SOURCE
2015-2017 BIENNIUM
\$30,795.7 MILLION

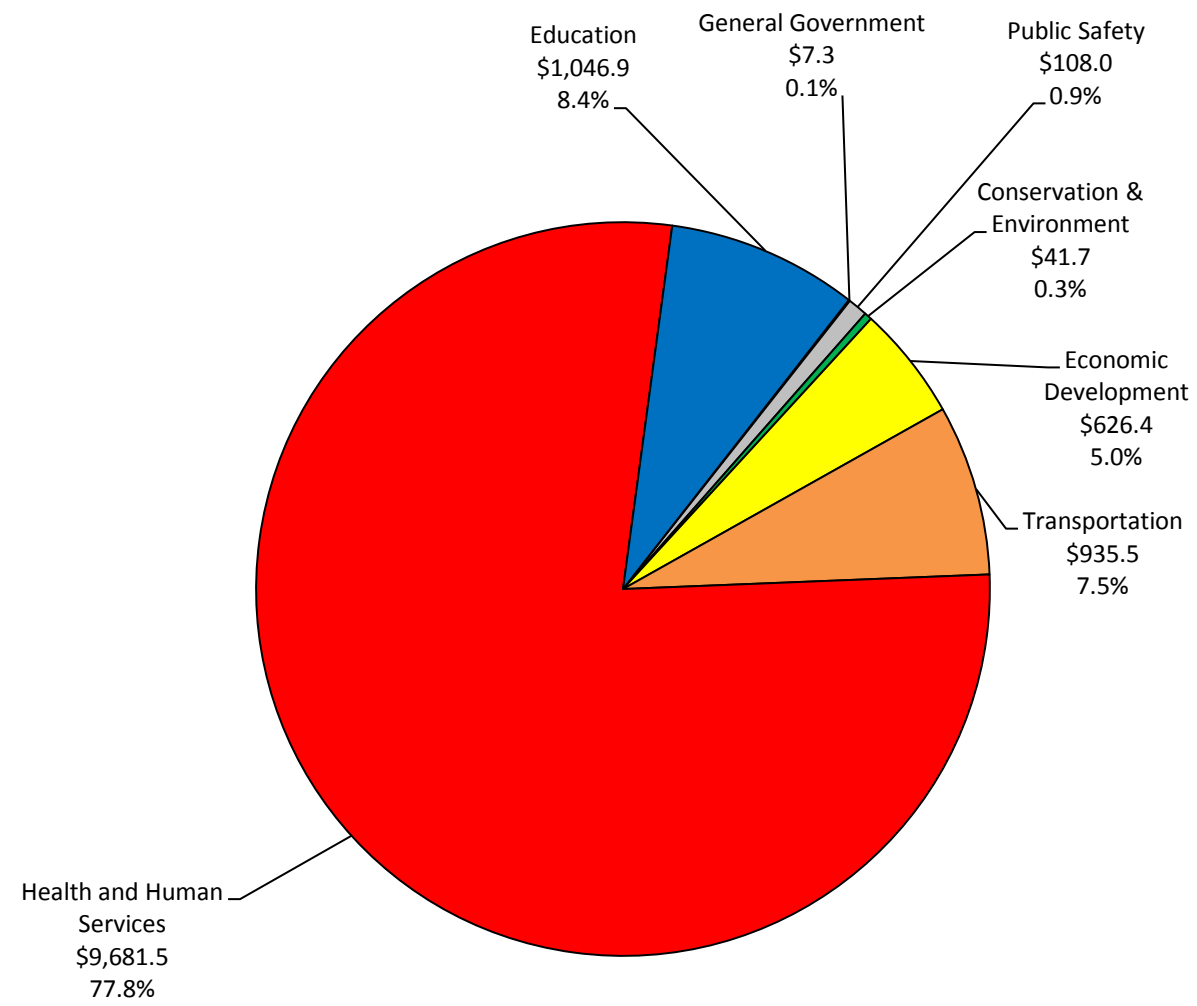


**TOTAL DEDICATED FUND REVENUE BY SOURCE
2015-2017 BIENNIUM
\$8,508.0 MILLION**



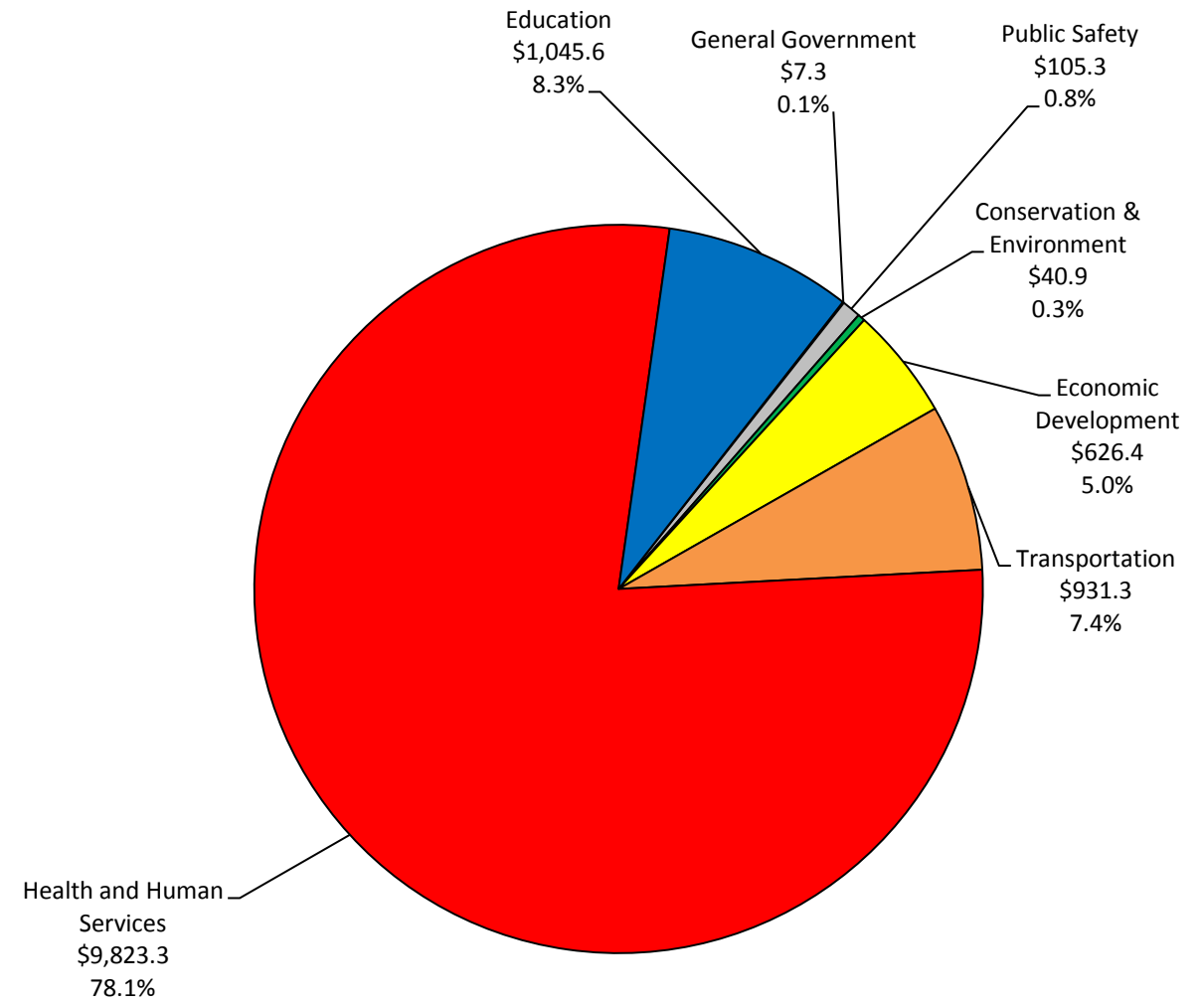
TOTAL FEDERAL FUND REVENUE BY SOURCE
2015-2017 BIENNIUM
\$25,027.4 MILLION

TOTAL FEDERAL FUND REVENUE
2015-2016
Federal Revenue \$12,447.5 Million



Sector Values in Millions of Dollars
 Source: Indiana State Budget Agency

TOTAL FEDERAL FUND REVENUE
2016-2017
Federal Revenue \$12,580.0 Million



Sector Values in Millions of Dollars
 Source: Indiana State Budget Agency

GENERAL FUND REVENUES
Fiscal Years 2013 - 2017

