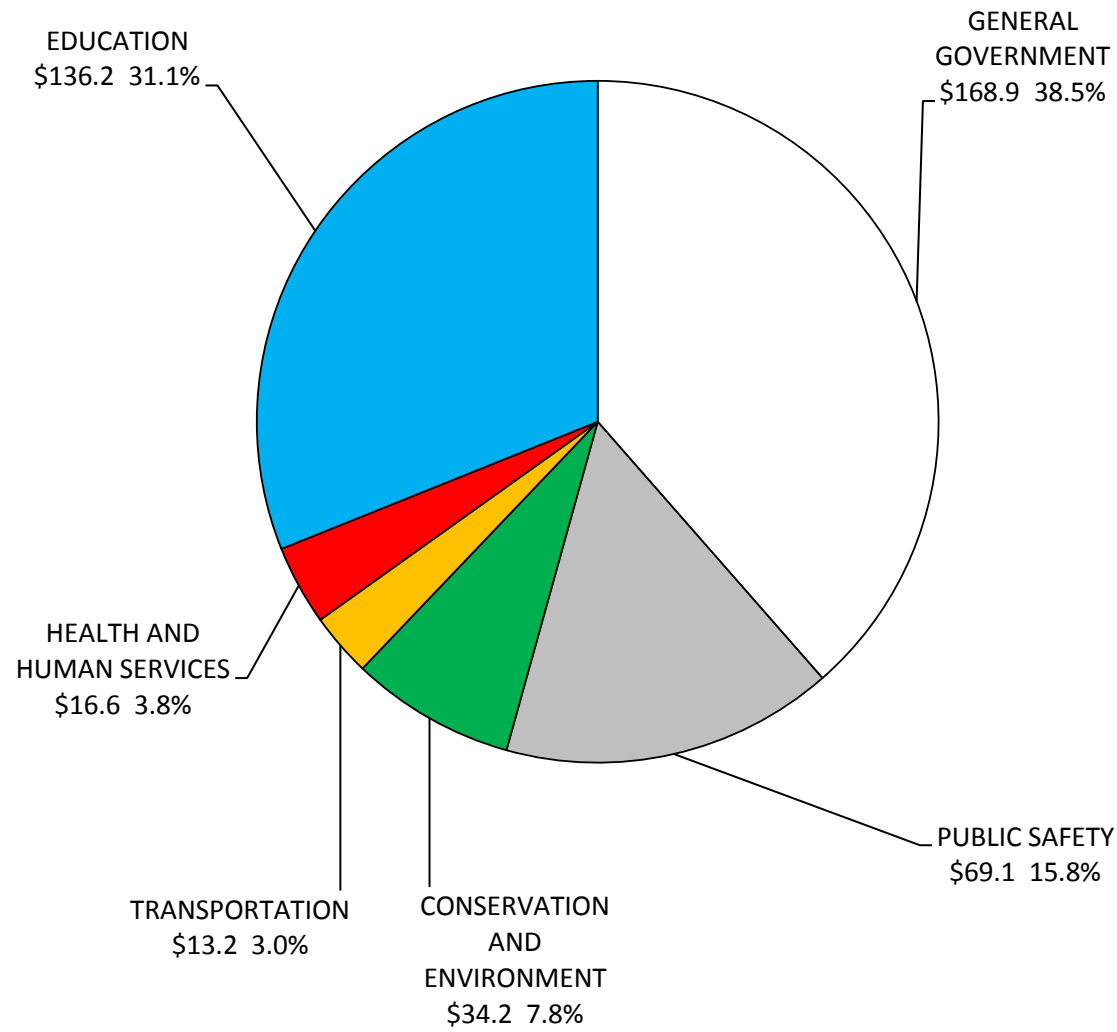


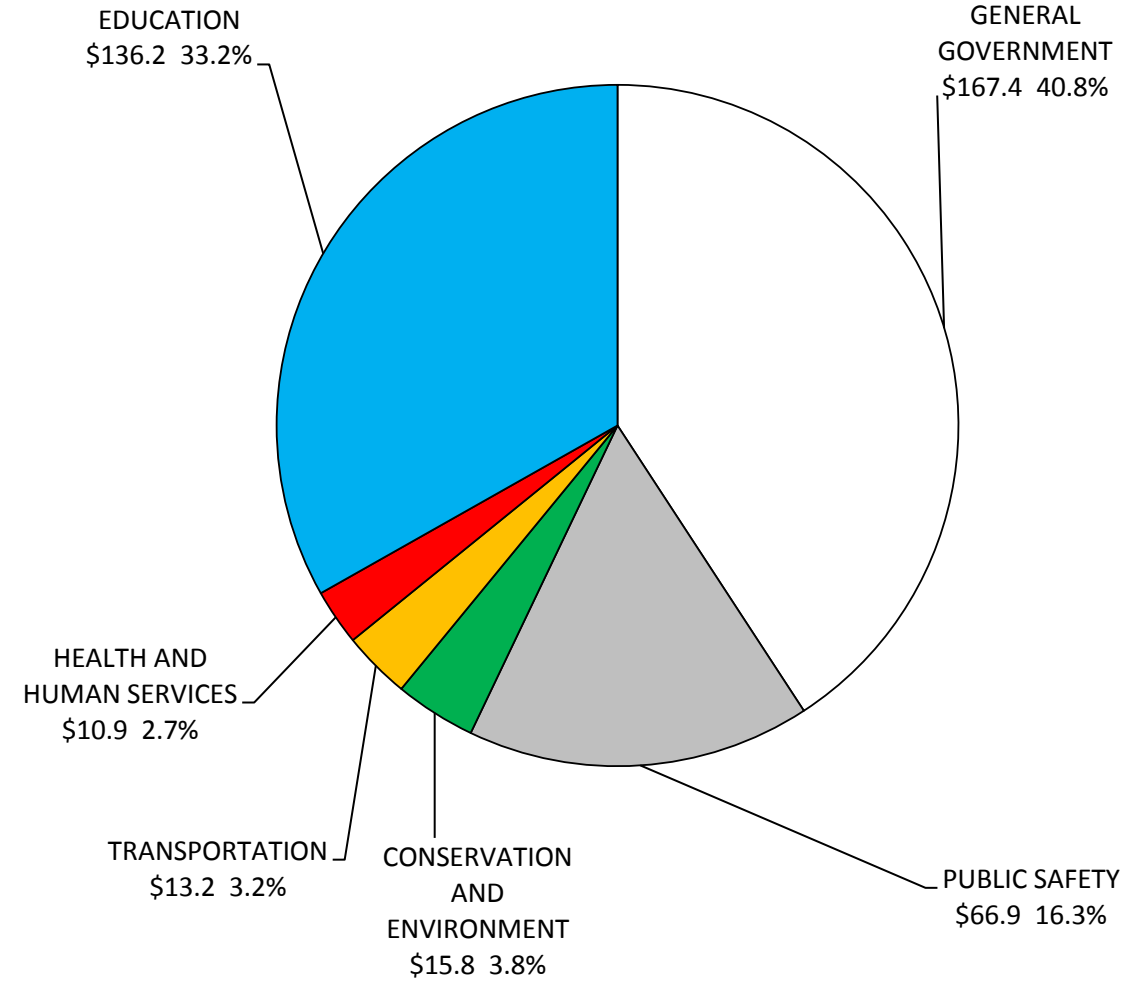
D — CONSTRUCTION

**CONSTRUCTION
 APPROPRIATIONS BY SUB-DIVISION SHARE
 2013-2015 BIENNIUM
 \$848.5 Million**

FY 2013-2014 \$438.2 Million

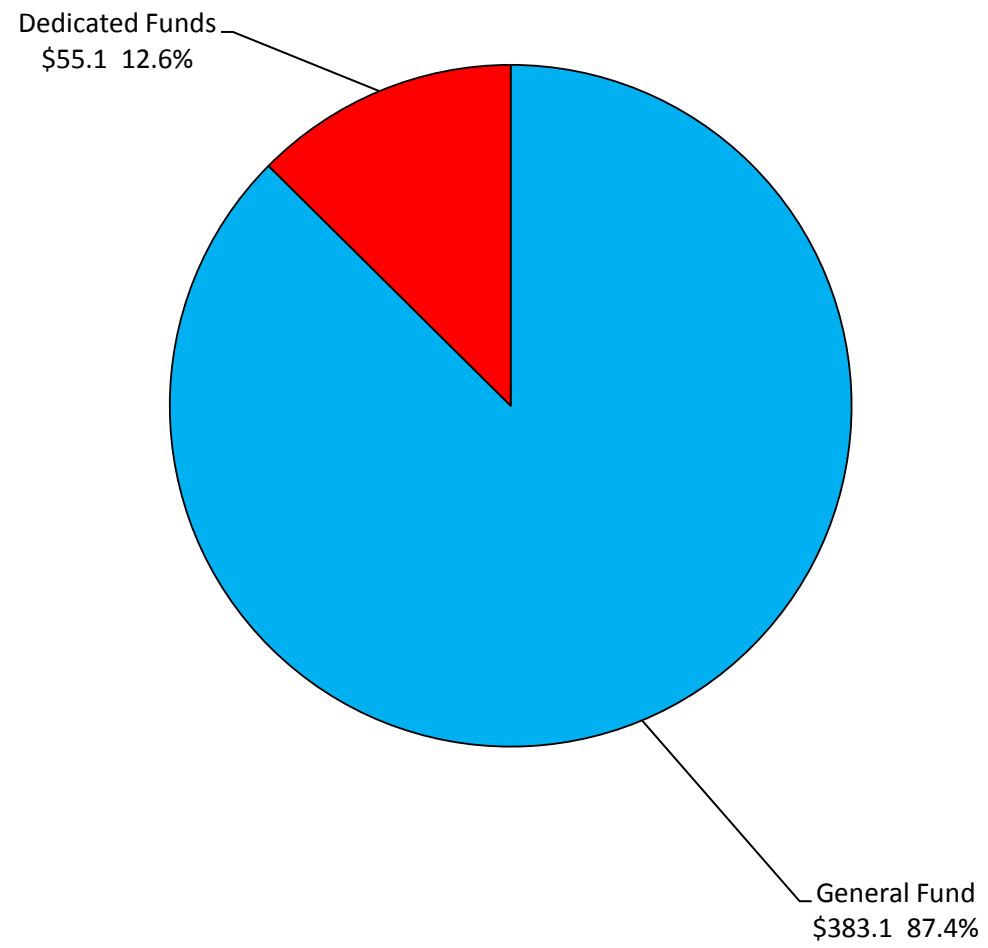


FY 2014-2015 \$410.3 Million

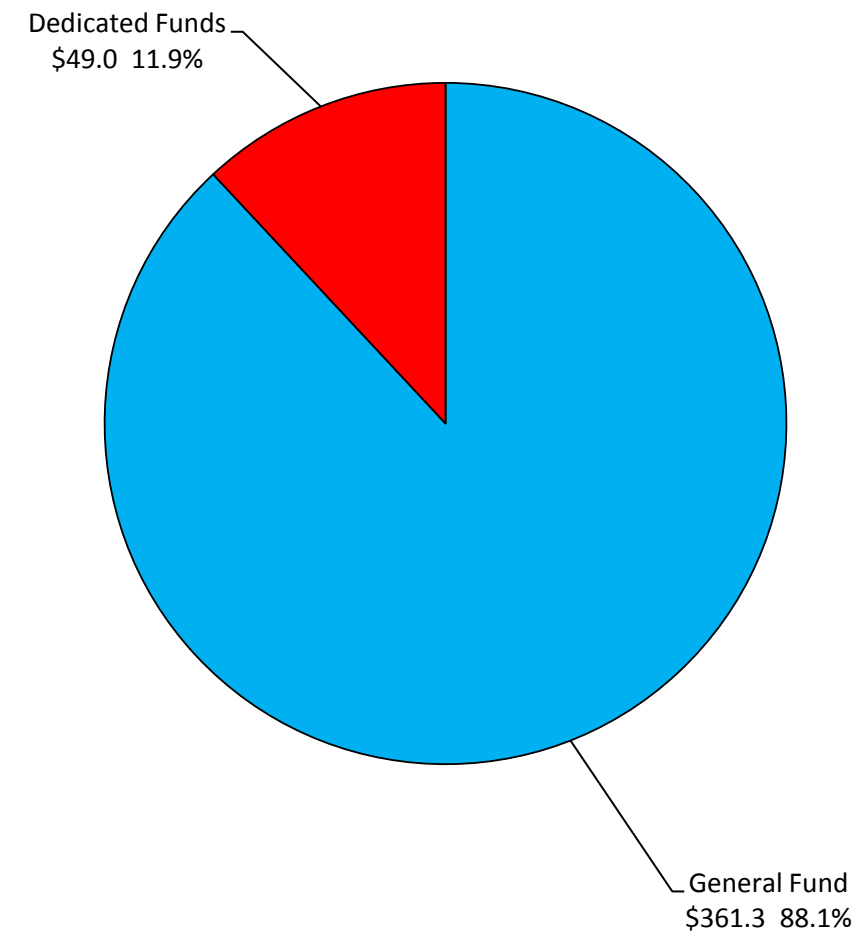


**CONSTRUCTION
APPROPRIATIONS BY FUND TYPE
2013-2015 BIENNIUM
\$848.5 Million**

FY 2013-2014 \$438.2 Million



FY 2014-2015 \$410.3 Million



Construction and Rehabilitation

Fund	State Agency	Appropriations	
	Appropriation Name	FY 2013-2014	FY 2014-2015
CONSTRUCTION			
GENERAL GOVERNMENT			
House of Representatives			
C0030-003	House of Representatives		
	Gen-1000-19601-2013 GF - Gen Gov Construct	375,000	375,000
State Budget Agency			
C0570-057	State Budget Agency		
	Gen-1000-19601-2013 GF - Gen Gov Construct	7,500,000	7,500,000
C2600-057	State Budget Agency - Leases		
	Gen-1000-19606-2011 GF - Leases Construct	137,019,704	137,277,137
<hr/>			
State Budget Agency Totals			
	General Fund	144,519,704	144,777,137
Department of Administration			
C0610-061	Department of Administration		
	Gen-1000-19601-2013 GF - Gen Gov Construct	11,752,870	10,224,867
C0640-061	Department of Administration - Leases		
	Ded-6330-30402-2013 Regional Health Care Constr	12,229,965	11,974,727
<hr/>			
Department of Administration Totals			
	General Fund	11,752,870	10,224,867
	Dedicated Funds	12,229,965	11,974,727
<hr/>			
	Total	23,982,835	22,199,594
<hr/>			
GENERAL GOVERNMENT TOTALS			
	General Fund	156,647,574	155,377,004
	Dedicated Funds	12,229,965	11,974,727
<hr/>			
	Total	168,877,539	167,351,731
<hr/>			
PUBLIC SAFETY			
Adjutant General			
C1100-110	Adjutant General		
	Gen-1000-19602-2013 GF - Public Safety Constr	4,062,500	2,062,500
State Police			
C1000-100	Indiana State Police		
	Ded-3260-70322-2013 St Pol Bldg Fnd Constr	2,759,999	2,639,999
Forensic Lab			
C1010-100	Forensic Lab		
	Gen-1000-19602-2013 GF - Public Safety Constr	848,364	848,364

Construction and Rehabilitation

Fund	State Agency Appropriation Name	Appropriations	
		FY 2013-2014	FY 2014-2015
Law Enforcement Training Board			
C1030-103	Law Enforcement Training Board		
	Ded-3290-70412-2013 Law Enforce Train Constr	488,039	428,039
Department of Correction			
C6980-061	Department of Administration - Correction Leases		
	Gen-1000-19606-2011 GF - Leases Construct	44,740,431	44,688,719
	Ded-3800-70502-2013 Post War Fund Constr	0	600,000
	Total	44,740,431	45,288,719
C6150-615	Department of Correction		
	Gen-1000-19602-2013 GF - Public Safety Constr	50,000	50,000
C6200-620	State Prison		
	Gen-1000-19602-2013 GF - Public Safety Constr	550,000	550,000
	Ded-3800-70502-2013 Post War Fund Constr	1,200,000	5,450,000
	Total	1,750,000	6,000,000
C6300-630	Pendleton Correctional Facility		
	Gen-1000-19602-2013 GF - Public Safety Constr	650,000	650,000
	Ded-3800-70502-2013 Post War Fund Constr	3,200,000	0
	Total	3,850,000	650,000
C6350-635	Correctional Industrial Facility		
	Gen-1000-19602-2013 GF - Public Safety Constr	300,000	300,000
	Ded-3800-70502-2013 Post War Fund Constr	1,116,000	0
	Total	1,416,000	300,000
C6400-640	Women's Prison		
	Gen-1000-19602-2013 GF - Public Safety Constr	180,000	180,000
	Ded-3800-70502-2013 Post War Fund Constr	0	627,000
	Total	180,000	807,000
C6500-650	Putnamville Correctional Facility		
	Gen-1000-19602-2013 GF - Public Safety Constr	400,000	400,000
	Ded-3800-70502-2013 Post War Fund Constr	1,255,000	0
	Total	1,655,000	400,000
C6650-665	Wabash Valley Correctional Facility		
	Gen-1000-19602-2013 GF - Public Safety Constr	263,677	263,677
C6600-660	Indianapolis Re-Entry Education Facility		
	Gen-1000-19602-2013 GF - Public Safety Constr	180,000	180,000
	Ded-3800-70502-2013 Post War Fund Constr	90,000	0
	Total	270,000	180,000
C6750-675	Branchville Correctional Facility		
	Gen-1000-19602-2013 GF - Public Safety Constr	180,000	180,000

Construction and Rehabilitation

Fund	State Agency Appropriation Name	Appropriations	
		FY 2013-2014	FY 2014-2015
C6800-680	Westville Correctional Facility		
	Gen-1000-19602-2013 GF - Public Safety Constr	520,000	520,000
	Ded-3800-70502-2013 Post War Fund Constr	1,150,000	1,062,000
	Total	1,670,000	1,582,000
C6850-685	Rockville Correctional Facility		
	Gen-1000-19602-2013 GF - Public Safety Constr	250,000	250,000
	Ded-3800-70502-2013 Post War Fund Constr	1,368,024	1,368,024
	Total	1,618,024	1,618,024
C6900-690	Plainfield Correctional Facility		
	Gen-1000-19602-2013 GF - Public Safety Constr	475,000	475,000
C6950-695	Reception and Diagnostic Center		
	Gen-1000-19602-2013 GF - Public Safety Constr	105,000	105,000
	Ded-3800-70502-2013 Post War Fund Constr	242,000	0
	Total	347,000	105,000
C6180-618	Miami Correctional Facility		
	Gen-1000-19602-2013 GF - Public Safety Constr	450,000	450,000
C6450-645	New Castle Correctional Facility		
	Gen-1000-19602-2013 GF - Public Safety Constr	50,000	50,000
C6140-614	Chain O' Lakes Correctional Facility		
	Gen-1000-19602-2013 GF - Public Safety Constr	45,000	45,000
	Ded-3800-70502-2013 Post War Fund Constr	180,000	0
	Total	225,000	45,000
C6970-697	Edinburgh Correctional Facility		
	Gen-1000-19602-2013 GF - Public Safety Constr	40,000	40,000
C6670-667	Madison Correctional Facility		
	Gen-1000-19602-2013 GF - Public Safety Constr	157,500	157,500
	Ded-3800-70502-2013 Post War Fund Constr	0	375,000
	Total	157,500	532,500
C6070-607	Henryville Correctional Facility		
	Gen-1000-19602-2013 GF - Public Safety Constr	25,000	25,000
C6550-655	Pendleton Juvenile Correctional Facility		
	Gen-1000-19602-2013 GF - Public Safety Constr	150,000	150,000
	Ded-3800-70502-2013 Post War Fund Constr	1,078,488	1,078,488
	Total	1,228,488	1,228,488
C6610-661	Camp Summit Correctional Facility		
	Gen-1000-19602-2013 GF - Public Safety Constr	40,000	40,000
C6720-672	Madison Juvenile Correctional Facility		
	Gen-1000-19602-2013 GF - Public Safety Constr	217,500	217,500
	Ded-3800-70502-2013 Post War Fund Constr	0	375,000
	Total	217,500	592,500
C6160-616	North Central Juvenile Correctional Facility		
	Gen-1000-19602-2013 GF - Public Safety Constr	60,000	60,000

Construction and Rehabilitation

Fund	State Agency	Appropriations	
	Appropriation Name	FY 2013-2014	FY 2014-2015
PUBLIC SAFETY TOTALS			
	General Fund	54,989,972	52,938,260
	Dedicated Funds	14,127,550	14,003,550
	Total	69,117,522	66,941,810
CONSERVATION AND ENVIRONMENT			
Department of Natural Resources			
C3000-300	Department of Natural Resources - General Administration		
	Gen-1000-19603-2013 GF - Cons & Envir Constr	647,500	50,000
C3020-300	Fish and Wildlife		
	Gen-1000-19603-2013 GF - Cons & Envir Constr	2,639,579	1,639,579
C3090-300	Forestry		
	Gen-1000-19603-2013 GF - Cons & Envir Constr	3,000,000	1,435,000
C3160-300	Nature Preserves		
	Gen-1000-19603-2013 GF - Cons & Envir Constr	1,129,039	319,875
C3070-300	Outdoor Recreation		
	Gen-1000-19603-2013 GF - Cons & Envir Constr	273,456	30,000
C3030-300	State Parks and Reservoir Management		
	Gen-1000-19603-2013 GF - Cons & Envir Constr	13,663,667	3,203,189
	Gen-1000-19606-2011 GF - Leases Construct	182,000	0
	Ded-3980-42102-2013 Cig Tax Fund Construct	1,800,000	1,800,000
	Total	15,645,667	5,003,189
C3060-300	Division of Water		
	Gen-1000-19603-2013 GF - Cons & Envir Constr	2,711,200	77,500
C3010-300	Enforcement		
	Gen-1000-19603-2013 GF - Cons & Envir Constr	2,094,800	1,294,800
C3290-300	Entomology		
	Gen-1000-19603-2013 GF - Cons & Envir Constr	200,000	0
Department of Natural Resources Totals			
	General Fund	26,541,241	8,049,943
	Dedicated Funds	1,800,000	1,800,000
	Total	28,341,241	9,849,943
Other Natural Resources			
C3150-315	War Memorials Commission		
	Gen-1000-19603-2013 GF - Cons & Envir Constr	1,317,000	1,317,000
C3220-322	Kankakee River Basin Commission		
	Ded-3880-30302-2013 Build IN Fund Construct	500,000	500,000
C0303-303	Indiana State Museum and Historic Sites Corporation		
	Gen-1000-19603-2013 GF - Cons & Envir Constr	4,090,722	4,090,722

Construction and Rehabilitation

Fund	State Agency	Appropriations	
	Appropriation Name	FY 2013-2014	FY 2014-2015
Other Natural Resources Totals			
	General Fund	5,407,722	5,407,722
	Dedicated Funds	500,000	500,000
	Total	5,907,722	5,907,722
CONSERVATION AND ENVIRONMENT TOTALS			
	General Fund	31,948,963	13,457,665
	Dedicated Funds	2,300,000	2,300,000
	Total	34,248,963	15,757,665
TRANSPORTATION			
Department of Transportation			
C8000-800	Department of Transportation - Buildings and Grounds		
	Ded-4000-30502-2013 St Hwy Fnd Construct	10,620,000	10,620,000
Airport Development			
C8020-800	Airport Development		
	Ded-3880-30302-2013 Build IN Fund Construct	2,550,000	2,550,000
TRANSPORTATION TOTALS			
	Dedicated Funds	13,170,000	13,170,000
HEALTH AND HUMAN SERVICES			
Family and Social Services Administration			
C4050-405	FSSA Construction		
	Ded-3800-70502-2013 Post War Fund Constr	35,000	35,000
C4150-415	Evansville Psychiatric Children's Center		
	Gen-1000-19604-2013 GF - HHS Construct	33,000	33,000
	Ded-3800-70502-2013 Post War Fund Constr	130,000	83,086
	Total	163,000	116,086
C4250-425	Evansville State Hospital		
	Gen-1000-19604-2013 GF - HHS Construct	391,962	391,962
	Ded-3800-70502-2013 Post War Fund Constr	110,837	506,637
	Total	502,799	898,599
C4300-430	Madison State Hospital		
	Gen-1000-19604-2013 GF - HHS Construct	464,104	464,104
	Ded-3800-70502-2013 Post War Fund Constr	52,100	48,637
	Total	516,204	512,741
C4350-435	Logansport State Hospital		
	Gen-1000-19604-2013 GF - HHS Construct	431,572	431,572
	Ded-3800-70502-2013 Post War Fund Constr	1,374,704	1,788,999
	Total	1,806,276	2,220,571

Construction and Rehabilitation

Fund	State Agency Appropriation Name	Appropriations	
		FY 2013-2014	FY 2014-2015
C4400-440	Richmond State Hospital		
	Gen-1000-19604-2013 GF - HHS Construct	550,000	550,000
	Ded-3800-70502-2013 Post War Fund Constr	503,360	46,000
	Total	1,053,360	596,000
C4500-450	Larue Carter Memorial Hospital		
	Gen-1000-19604-2013 GF - HHS Construct	916,559	916,559
	Ded-3800-70502-2013 Post War Fund Constr	617,123	565,909
	Total	1,533,682	1,482,468
Family and Social Services Administration Totals			
	General Fund	2,787,197	2,787,197
	Dedicated Funds	2,823,124	3,074,268
	Total	5,610,321	5,861,465
Public Health			
Special Institutions			
C5500-550	School for the Blind and Visually Impaired		
	Gen-1000-19604-2013 GF - HHS Construct	282,857	282,857
	Ded-3800-70502-2013 Post War Fund Constr	1,241,842	1,401,017
	Total	1,524,699	1,683,874
C5600-560	School for the Deaf		
	Gen-1000-19604-2013 GF - HHS Construct	282,857	282,857
	Ded-3800-70502-2013 Post War Fund Constr	965,000	1,508,988
	Total	1,247,857	1,791,845
C5700-570	Indiana Veterans' Home		
	Ded-3950-70722-2013 Vets Home Construct	8,210,579	1,560,000
Public Health Totals			
	General Fund	565,714	565,714
	Dedicated Funds	10,417,421	4,470,005
	Total	10,983,135	5,035,719
HEALTH AND HUMAN SERVICES TOTALS			
	General Fund	3,352,911	3,352,911
	Dedicated Funds	13,240,545	7,544,273
	Total	16,593,456	10,897,184
EDUCATION			
Higher Education			
C7500-750	Indiana University		
	Gen-1000-19605-2013 GF - Education Constr	39,456,298	39,456,298
C7600-760	Purdue University		
	Gen-1000-19605-2013 GF - Education Constr	44,939,974	44,939,974

Construction and Rehabilitation

Fund	State Agency	Appropriations	
	Appropriation Name	FY 2013-2014	FY 2014-2015
C7700-770	Indiana State University		
	Gen-1000-19605-2013 GF - Education Constr	9,362,885	9,362,885
C7750-775	University of Southern Indiana		
	Gen-1000-19605-2013 GF - Education Constr	9,683,963	9,683,963
C7800-780	Ball State University		
	Gen-1000-19605-2013 GF - Education Constr	17,379,378	17,379,377
C7900-790	Vincennes University		
	Gen-1000-19605-2013 GF - Education Constr	6,815,105	6,815,105
C7100-710	Ivy Tech Community College		
	Gen-1000-19605-2013 GF - Education Constr	8,530,344	8,530,344
<hr/>			
Higher Education Totals			
	General Fund	136,167,947	136,167,946
<hr/>			
EDUCATION TOTALS			
	General Fund	136,167,947	136,167,946
<hr/>			
CONSTRUCTION AND REHABILITATION TOTALS			
	General Fund	383,107,367	361,293,786
	Dedicated Funds	55,068,060	48,992,550
	Total	438,175,427	410,286,336

Construction and Rehabilitation

Fund	State Agency Appropriation Name	Appropriations FY 2013-2014	FY 2014-2015
------	------------------------------------	--------------------------------	--------------

(This page intentionally left blank.)

2013-2015 Construction Budget Totals

Fund		FY 2013-2014	FY 2014-2015	Biennial Appropriation
2013 GF - Gen Gov Construct	GF	19,627,870	18,099,867	37,727,737
2013 GF - Public Safety Constr	GF	10,249,541	8,249,541	18,499,082
2013 GF - Cons & Envir Constr	GF	31,766,963	13,457,665	45,224,628
2013 GF - HHS Construct	GF	3,352,911	3,352,911	6,705,822
2013 GF - Education Constr	GF	136,167,947	136,167,946	272,335,893
2011 GF - Leases Construct	GF	181,942,135	181,965,856	363,907,991
Total General Fund		383,107,367	361,293,786	744,401,153
2013 St Pol Bldg Fnd Constr	SPF	2,759,999	2,639,999	5,399,998
2013 Law Enforce Train Constr	LETF	488,039	428,039	916,078
2013 Post War Fund Constr	PWCF	15,909,478	16,919,785	32,829,263
2013 Build IN Fund Construct	BIF	3,050,000	3,050,000	6,100,000
2013 Vets Home Construct	VHF	8,210,579	1,560,000	9,770,579
2013 Cig Tax Fund Construct	CTF	1,800,000	1,800,000	3,600,000
2013 St Hwy Fnd Construct	SHF	10,620,000	10,620,000	21,240,000
2013 Regional Health Care Constr	RHF	12,229,965	11,974,727	24,204,692
Total Dedicated Funds		55,068,060	48,992,550	104,060,610
GRAND TOTAL		438,175,427	410,286,336	848,461,763

Agency/Facility	Fund	FY 2013-2014	FY 2014-2015	Biennial Appropriation
Department of Administration	GF	4,349,167	4,339,167	8,688,334
Adjutant General	GF	62,500	62,500	125,000
Indiana State Police	SPF	633,499	633,499	1,266,998
Law Enforcement Training Board	LETF	173,039	173,039	346,078
Department of Correction	GF	50,000	50,000	100,000
State Prison	GF	550,000	550,000	1,100,000
Pendleton Correctional Facility	GF	650,000	650,000	1,300,000
Correctional Industrial Facility	GF	300,000	300,000	600,000
Women's Prison	GF	180,000	180,000	360,000
Putnamville Correctional Facility	GF	400,000	400,000	800,000
Wabash Valley Correctional Facility	GF	263,677	263,677	527,354
Indianapolis Re-Entry Education Facility	GF	180,000	180,000	360,000
Branchville Correctional Facility	GF	180,000	180,000	360,000
Westville Correctional Facility	GF	520,000	520,000	1,040,000
Rockville Correctional Facility	GF	250,000	250,000	500,000
Plainfield Correctional Facility	GF	475,000	475,000	950,000
Reception and Diagnostic Center	GF	105,000	105,000	210,000
Miami Correctional Facility	GF	450,000	450,000	900,000
New Castle Correctional Facility	GF	50,000	50,000	100,000
Chain O' Lakes Correctional Facility	GF	45,000	45,000	90,000
Edinburgh Correctional Facility	GF	40,000	40,000	80,000
Madison Correctional Facility	GF	157,500	157,500	315,000
Henryville Correctional Facility	GF	25,000	25,000	50,000
Pendleton Juvenile Correctional Facility	GF	150,000	150,000	300,000
Camp Summit Correctional Facility	GF	40,000	40,000	80,000
Madison Juvenile Correctional Facility	GF	217,500	217,500	435,000
North Central Juvenile Correctional Facility	GF	60,000	60,000	120,000
Department of Natural Resources - General Administration	GF	50,000	50,000	100,000
Fish and Wildlife	GF	1,639,579	1,639,579	3,279,158
Forestry	GF	1,435,000	1,435,000	2,870,000
Nature Preserves	GF	319,875	319,875	639,750
Outdoor Recreation	GF	30,000	30,000	60,000
State Parks and Reservoir Management	GF	1,582,675	1,582,675	3,165,350
State Parks and Reservoir Management	CTF	1,800,000	1,800,000	3,600,000
Division of Water	GF	77,500	77,500	155,000
Enforcement	GF	294,800	294,800	589,600
War Memorials Commission	GF	617,000	617,000	1,234,000
Indiana State Museum and Historic Sites Corporation	GF	1,132,622	1,141,145	2,273,767
Evansville Psychiatric Children's Center	GF	33,000	33,000	66,000
Evansville State Hospital	GF	391,962	391,962	783,924
Madison State Hospital	GF	464,104	464,104	928,208
Logansport State Hospital	GF	431,572	431,572	863,144
Richmond State Hospital	GF	550,000	550,000	1,100,000
Larue Carter Memorial Hospital	GF	916,559	916,559	1,833,118
School for the Blind and Visually Impaired	GF	282,857	282,857	565,714
School for the Deaf	GF	282,857	282,857	565,714
Indiana Veterans' Home	VHF	750,000	750,000	1,500,000
Total		23,638,844	23,637,367	47,276,211

Agn	Appropriation Name		Fund	FY 2013-2014	FY 2014-2015	Biennial Appropriation
	Type	Project Title				
GENERAL GOVERNMENT						
003	House of Representatives					
	Project	Renovation	GF	375,000	375,000	750,000
057	State Budget Agency					
	Project	Health and Safety Contingency Fund	GF	2,500,000	2,500,000	5,000,000
	Project	Indiana Motorsports Commission	GF	5,000,000	5,000,000	10,000,000
			GF	7,500,000	7,500,000	15,000,000
057	State Budget Agency - Leases					
	Lease	Airport Facilities Lease	GF	21,229,746	20,768,663	41,998,409
	Lease	Aviation Technology Center	GF	1,532,680	1,123,682	2,656,362
	Lease	Convention Center Lease Rental	GF	24,645,313	24,645,313	49,290,626
	Lease	Stadium Lease Rental	GF	86,996,177	87,542,491	174,538,668
	Lease	State Fair Lease Rental	GF	2,615,788	3,196,988	5,812,776
			GF	137,019,704	137,277,137	274,296,841
061	Department of Administration					
	PM	Preventive Maintenance	GF	4,286,667	4,276,667	8,563,334
	PM	McCarty Street Warehouse-PM	GF	62,500	62,500	125,000
	R&R	Replace rolling file controls -ICPR	GF	145,000	-	145,000
	R&R	Repair limestone cornice State Library	GF	98,000	-	98,000
	R&R	Miscellaneous Projects	GF	131,950	-	131,950
	R&R	Repair 1st floor State House	GF	97,500	-	97,500
	R&R	Repair ceiling of south stair of State House	GF	75,250	-	75,250
	R&R	Replace T12 lighting in State House	GF	111,625	-	111,625
	R&R	Replace T12 lighting in Logistic Center	GF	358,178	-	358,178
	R&R	Replace T12 lighting in State Library	GF	137,500	-	137,500
	R&R	Replace lower, west door of State House	GF	63,000	-	63,000
	R&R	State Library stack controls	GF	300,000	-	300,000
	R&R	Indiana Government Center South-General R&R	GF	2,596,080	2,596,080	5,192,160
	R&R	Indiana Government Center North-General R&R	GF	2,476,080	2,476,080	4,952,160
	R&R	Parking Garages-General R&R	GF	813,540	813,540	1,627,080
			GF	11,752,870	10,224,867	21,977,737
061	Department of Administration - Leases					
	Lease	Evansville State Hospital	RHF	3,987,135	3,985,884	7,973,019
	Lease	Logansport State Hospital	RHF	2,751,174	2,520,574	5,271,748
	Lease	Southeast Regional Treatment Center	RHF	5,491,656	5,468,269	10,959,925
			RHF	12,229,965	11,974,727	24,204,692
GENERAL GOVERNMENT TOTAL			GF	156,647,574	155,377,004	312,024,578
			RHF	12,229,965	11,974,727	24,204,692
				168,877,539	167,351,731	336,229,270
PUBLIC SAFETY						
110	Adjutant General					
	PM	Preventive Maintenance	GF	62,500	62,500	125,000
	R&R	DNR Admin Building	GF	2,000,000	-	2,000,000
	Project	Joint Force Headquarters	GF	2,000,000	2,000,000	4,000,000
			GF	4,062,500	2,062,500	6,125,000
100	Indiana State Police					
	PM	Preventive Maintenance	SPF	633,499	633,499	1,266,998
	R&R	Miscellaneous Maintenance Projects	SPF	120,000	-	120,000
	Project	Vehicle Replacement	SPF	2,006,500	2,006,500	4,013,000
			SPF	2,759,999	2,639,999	5,399,998
100	Forensic Lab					
	Project	Forensic Lab - Repair and Rehabilitation	GF	848,364	848,364	1,696,728
103	Law Enforcement Training Board					
	PM	Preventive Maintenance	LETF	173,039	173,039	346,078
	R&R	Indoor Firing Range	LETF	140,000	-	140,000
	R&R	Toxicology Lab Remodel	LETF	-	30,000	30,000
	R&R	Kitchen Upgrades	LETF	150,000	-	150,000
	R&R	EVO Resurfacing	LETF	-	200,000	200,000
	Project	Vehicle Replacement	LETF	25,000	25,000	50,000
			LETF	488,039	428,039	916,078

Agn	Appropriation Name		Fund	FY 2013-2014	FY 2014-2015	Biennial Appropriation
	Type	Project Title				
061	Department of Administration - Correction Leases					
	Lease	Wabash Valley Correctional Facility	GF	15,701,043	15,656,243	31,357,286
	Lease	Miami Correctional Facility	GF	15,625,372	15,619,523	31,244,895
	Lease	New Castle Correctional Facility	GF	13,414,016	13,412,953	26,826,969
	Lease	Westville Dormitory	PWCF	-	600,000	600,000
			GF	44,740,431	44,688,719	89,429,150
			PWCF	-	600,000	600,000
				44,740,431	45,288,719	90,029,150
615	Department of Correction					
	PM	Preventive Maintenance	GF	50,000	50,000	100,000
620	State Prison					
	PM	Preventive Maintenance	GF	550,000	550,000	1,100,000
	R&R	Steam Line Replacement	PWCF	1,200,000	-	1,200,000
	Project	Construct Laundry Facility	PWCF	-	3,250,000	3,250,000
	Project	Construct Security Building	PWCF	-	2,200,000	2,200,000
			GF	550,000	550,000	1,100,000
			PWCF	1,200,000	5,450,000	6,650,000
				1,750,000	6,000,000	7,750,000
630	Pendleton Correctional Facility					
	PM	Preventive Maintenance	GF	650,000	650,000	1,300,000
	R&R	Repair Perimeter Wall	PWCF	3,200,000	-	3,200,000
635	Correctional Industrial Facility					
	PM	Preventive Maintenance	GF	300,000	300,000	600,000
	R&R	Renovate Housing Unit Roofs	PWCF	90,000	-	90,000
	R&R	Replace Windows	PWCF	700,000	-	700,000
	R&R	Replace Environmental Controls	PWCF	326,000	-	326,000
			GF	300,000	300,000	600,000
			PWCF	1,116,000	-	1,116,000
				1,416,000	300,000	1,716,000
640	Women's Prison					
	PM	Preventive Maintenance	GF	180,000	180,000	360,000
	R&R	Renovate Perimeter and Security Lighting	PWCF	-	315,000	315,000
	Project	Emergency Power to Admin. & Security Ctr.	PWCF	-	312,000	312,000
			GF	180,000	180,000	360,000
			PWCF	-	627,000	627,000
				180,000	807,000	987,000
650	Putnamville Correctional Facility					
	PM	Preventive Maintenance	GF	400,000	400,000	800,000
	R&R	Replace powerhouse switchgear	PWCF	605,000	-	605,000
	R&R	Replace Fire Alarm System in Housing Units	PWCF	650,000	-	650,000
			GF	400,000	400,000	800,000
			PWCF	1,255,000	-	1,255,000
				1,655,000	400,000	2,055,000
665	Wabash Valley Correctional Facility					
	PM	Preventive Maintenance	GF	263,677	263,677	527,354
660	Indianapolis Re-Entry Education Facility					
	PM	Preventive Maintenance	GF	180,000	180,000	360,000
	R&R	Rehabilitate Roofs	PWCF	90,000	-	90,000
675	Branchville Correctional Facility					
	PM	Preventive Maintenance	GF	180,000	180,000	360,000
680	Westville Correctional Facility					
	PM	Preventive Maintenance	GF	520,000	520,000	1,040,000
	R&R	Replace Roof On Maximum Control Complex	PWCF	1,150,000	-	1,150,000
	R&R	Rehabilitate Housing Unit Roof Membranes	PWCF	-	212,000	212,000
	R&R	Renovate Non Lethal Electrified Perimeter	PWCF	-	850,000	850,000
			GF	520,000	520,000	1,040,000
			PWCF	1,150,000	1,062,000	2,212,000
				1,670,000	1,582,000	3,252,000

Agn	Appropriation Name		Fund	FY 2013-2014	FY 2014-2015	Biennial Appropriation
	Type	Project Title				
685	PM	Rockville Correctional Facility Preventive Maintenance	GF	250,000	250,000	500,000
	R&R	General R&R	PWCF	1,368,024	1,368,024	2,736,048
690	PM	Plainfield Correctional Facility Preventive Maintenance	GF	475,000	475,000	950,000
695	PM	Reception and Diagnostic Center Preventive Maintenance	GF	105,000	105,000	210,000
	R&R	Repair Exterior Masonry	PWCF	242,000	-	242,000
618	PM	Miami Correctional Facility Preventive Maintenance	GF	450,000	450,000	900,000
645	PM	New Castle Correctional Facility Preventive Maintenance	GF	50,000	50,000	100,000
614	PM	Chain O' Lakes Correctional Facility Preventive Maintenance	GF	45,000	45,000	90,000
	Project	Construct Maintenance Building	PWCF	180,000	-	180,000
697	PM	Edinburgh Correctional Facility Preventive Maintenance	GF	40,000	40,000	80,000
667	PM	Madison Correctional Facility Preventive Maintenance	GF	157,500	157,500	315,000
	Project	Install Digital HVAC Controls	PWCF	-	375,000	375,000
607	PM	Henryville Correctional Facility Preventive Maintenance	GF	25,000	25,000	50,000
655	PM	Pendleton Juvenile Correctional Facility Preventive Maintenance	GF	150,000	150,000	300,000
	R&R	General R&R	PWCF	1,078,488	1,078,488	2,156,976
661	PM	Camp Summit Correctional Facility Preventive Maintenance	GF	40,000	40,000	80,000
672	PM	Madison Juvenile Correctional Facility Preventive Maintenance	GF	217,500	217,500	435,000
	Project	Install Digital HVAC Controls on Housing Units	PWCF	-	375,000	375,000
616	PM	North Central Juvenile Correctional Facility Preventive Maintenance	GF	60,000	60,000	120,000
PUBLIC SAFETY TOTAL			GF	54,989,972	52,938,260	107,928,232
			LETF	488,039	428,039	916,078
			PWCF	10,879,512	10,935,512	21,815,024
			SPF	2,759,999	2,639,999	5,399,998
				69,117,522	66,941,810	136,059,332
CONSERVATION AND ENVIRONMENT						
300	Department of Natural Resources - General Administration					
	PM	Preventive Maintenance	GF	50,000	50,000	100,000
	R&R	General R & R	GF	597,500	-	597,500
			GF	647,500	50,000	697,500
300	Fish and Wildlife					
	PM	Preventive Maintenance	GF	1,639,579	1,639,579	3,279,158
	R&R	General R & R	GF	1,000,000	-	1,000,000
			GF	2,639,579	1,639,579	4,279,158
300	Forestry					
	PM	Preventive Maintenance	GF	1,435,000	1,435,000	2,870,000
	R&R	General R & R	GF	1,565,000	-	1,565,000
			GF	3,000,000	1,435,000	4,435,000

Agn	Appropriation Name		Fund	FY 2013-2014	FY 2014-2015	Biennial Appropriation
	Type	Project Title				
300	Nature Preserves					
	PM	Preventive Maintenance	GF	319,875	319,875	639,750
	R&R	General R & R	GF	809,164	-	809,164
			GF	1,129,039	319,875	1,448,914
300	Outdoor Recreation					
	PM	Preventive Maintenance	GF	30,000	30,000	60,000
	R&R	General R & R	GF	243,456	-	243,456
			GF	273,456	30,000	303,456
300	State Parks and Reservoir Management					
	PM	Preventive Maintenance	GF	1,582,675	1,582,675	3,165,350
	PM	Preventive Maintenance	CTF	1,800,000	1,800,000	3,600,000
	R&R	Water and Wastewater R & R	GF	1,400,000	-	1,400,000
	R&R	Cabins and Campgrounds R & R	GF	2,225,000	-	2,225,000
	R&R	General R & R	GF	4,351,506	-	4,351,506
	R&R	Inns and Concessions R & R	GF	458,972	-	458,972
	R&R	Trail Rehabilitation	GF	500,000	-	500,000
	R&R	Nature Center Education R & R	GF	625,000	-	625,000
	R&R	Lake and River Rehabilitation	GF	600,000	-	600,000
	R&R	Pools and Beaches Rehabilitation	GF	300,000	-	300,000
	R&R	State Parks Bond Payments	GF	420,514	420,514	841,028
	Project	Falls of the Ohio - Exhibits	GF	200,000	200,000	400,000
	Project	Goose Pond Visitor Center	GF	1,000,000	1,000,000	2,000,000
	Lease	State Parks - Falls of the Ohio Lease	GF	182,000	-	182,000
			GF	13,845,667	3,203,189	17,048,856
			CTF	1,800,000	1,800,000	3,600,000
				15,645,667	5,003,189	20,648,856
300	Division of Water					
	PM	Preventive Maintenance	GF	77,500	77,500	155,000
	R&R	Dams General R & R	GF	1,220,000	-	1,220,000
	R&R	Division of Water General R & R	GF	1,413,700	-	1,413,700
			GF	2,711,200	77,500	2,788,700
300	Enforcement					
	PM	Preventive Maintenance	GF	294,800	294,800	589,600
	Project	Law Enforcement	GF	800,000	-	800,000
	Project	Administration Building	GF	1,000,000	1,000,000	2,000,000
			GF	2,094,800	1,294,800	3,389,600
300	Entomology					
	R&R	General R & R	GF	200,000	-	200,000
315	War Memorials Commission					
	PM	Preventive Maintenance	GF	617,000	617,000	1,234,000
	R&R	Fire Suppression	GF	150,000	150,000	300,000
	R&R	Elevator	GF	150,000	150,000	300,000
	R&R	Window and Door Rehabilitation	GF	250,000	250,000	500,000
	Project	Civil War Battle Flags Restoration	GF	150,000	150,000	300,000
			GF	1,317,000	1,317,000	2,634,000
322	Kankakee River Basin Commission					
	R&R	Bank Stabilization/Sediment Control	BIF	275,000	275,000	550,000
	R&R	Kankakee River Levee Repairs	BIF	225,000	225,000	450,000
			BIF	500,000	500,000	1,000,000
303	Indiana State Museum and Historic Sites Corporation					
	PM	State Museum PM Request	GF	336,221	344,744	680,965
	PM	State Historic Sites PM Request	GF	482,056	482,056	964,112
	PM	Senate Changes	GF	314,345	314,345	628,690
	R&R	ADA Accessibility	GF	271,500	75,000	346,500
	R&R	Water	GF	291,420	380,000	671,420
	R&R	Exterior Construction	GF	-	99,397	99,397
	R&R	House Changes	GF	1,395,180	1,395,180	2,790,360
	Project	Bicentennial Match	GF	1,000,000	1,000,000	2,000,000
			GF	4,090,722	4,090,722	8,181,444

Agn	Appropriation Name		Fund	FY 2013-2014	FY 2014-2015	Biennial
	Type	Project Title				Appropriation
CONSERVATION AND ENVIRONMENT TOTAL						
			GF	31,948,963	13,457,665	45,406,628
			BIF	500,000	500,000	1,000,000
			CTF	1,800,000	1,800,000	3,600,000
				34,248,963	15,757,665	50,006,628
TRANSPORTATION						
800	Department of Transportation - Buildings and Grounds	Project Buildings and Grounds	SHF	10,620,000	10,620,000	21,240,000
800	Airport Development	Project Airport Development	BIF	2,550,000	2,550,000	5,100,000
TRANSPORTATION TOTAL						
			SHF	10,620,000	10,620,000	21,240,000
			BIF	2,550,000	2,550,000	5,100,000
				13,170,000	13,170,000	26,340,000
HEALTH AND HUMAN SERVICES						
405	FSSA Construction	Project Vehicle Replacement	PWCF	35,000	35,000	70,000
415	Evansville Psychiatric Children's Center					
	PM	PM	GF	33,000	33,000	66,000
	R&R	HVAC Replacement	PWCF	100,000	-	100,000
	R&R	Replace ceiling & roof on grounds bldg	PWCF	-	28,086	28,086
	R&R	Replace mixing valves & hot water heaters all bldg	PWCF	-	30,000	30,000
	R&R	Replace shelter house	PWCF	-	25,000	25,000
	Project	Vehicle Replacement	PWCF	30,000	-	30,000
			GF	33,000	33,000	66,000
			PWCF	130,000	83,086	213,086
				163,000	116,086	279,086
425	Evansville State Hospital					
	PM	PM	GF	391,962	391,962	783,924
	R&R	Visitor Entrance Lighting	PWCF	40,736	-	40,736
	R&R	Facility Door Replacement	PWCF	29,755	-	29,755
	R&R	A/C Server Room and Pharmacy	PWCF	-	191,400	191,400
	R&R	Unit Courtyard Fencing	PWCF	-	160,936	160,936
	R&R	Canteen Canopy	PWCF	-	105,000	105,000
	Project	Vehicle Replacement	PWCF	40,346	49,301	89,647
			GF	391,962	391,962	783,924
			PWCF	110,837	506,637	617,474
				502,799	898,599	1,401,398
430	Madison State Hospital					
	PM	PM	GF	464,104	464,104	928,208
	Project	Vehicle Replacement	PWCF	52,100	48,637	100,737
435	Logansport State Hospital					
	PM	Logansport PM	GF	431,572	431,572	863,144
	R&R	Replace Food Service Equipment	PWCF	178,200	-	178,200
	R&R	Harden Treatment Center Unit - Larsen Building	PWCF	770,000	-	770,000
	R&R	Repair Doors/Frames/Hardware - Larsen Building	PWCF	66,000	-	66,000
	R&R	Re-lamp T-12 to T-8 Light Fixtures	PWCF	275,000	-	275,000
	R&R	Replace/Upgrade Security Fence	PWCF	-	22,000	22,000
	R&R	Replace Aluminum Door Front - Dietary Building	PWCF	-	55,000	55,000
	R&R	Replace/Upgrade Chillers in F Building	PWCF	-	186,560	186,560
	R&R	Replace/Upgrade Air Handler & Cooling Coils - Fo	PWCF	-	77,000	77,000
	R&R	Replace/Upgrade Pumps - F Building	PWCF	-	71,500	71,500
	R&R	Replace/Upgrade Boilers	PWCF	-	1,050,000	1,050,000
	R&R	Replace/Upgrade Water Softener	PWCF	-	72,775	72,775
	R&R	Replace/Upgrade Water Heaters	PWCF	-	38,058	38,058
	R&R	Replace/Upgrade Engine Generator	PWCF	-	82,500	82,500
	R&R	Install Backup A/C in Building 105	PWCF	-	42,350	42,350
	Project	Vehicle Replacement	PWCF	85,504	91,256	176,760
			GF	431,572	431,572	863,144
			PWCF	1,374,704	1,788,999	3,163,703
				1,806,276	2,220,571	4,026,847

Agn	Appropriation Name		Fund	FY 2013-2014	FY 2014-2015	Biennial Appropriation
	Type	Project Title				
440	Richmond State Hospital					
	PM	Preventive Maintenance	GF	550,000	550,000	1,100,000
	R&R	Wireless Emergency Alert System	PWCF	51,000	-	51,000
	R&R	Roof Recovery Buildings 321 and 324	PWCF	121,860	-	121,860
	R&R	Replace Hallway Tile with Rubber Flooring, Unit 42	PWCF	202,500	-	202,500
	R&R	Security Camera System Upgrades	PWCF	75,000	-	75,000
	Project	Vehicle Replacement	PWCF	53,000	46,000	99,000
			GF	550,000	550,000	1,100,000
			PWCF	503,360	46,000	549,360
				1,053,360	596,000	1,649,360
450	Larue Carter Memorial Hospital					
	PM	Preventive Maintenance	GF	916,559	916,559	1,833,118
	R&R	Security Cameras	PWCF	270,000	-	270,000
	R&R	Elevator Upgrade Bldg #1	PWCF	300,000	-	300,000
	R&R	Replacement of Sanitary Piping	PWCF	-	70,000	70,000
	R&R	Copper Condensate Pipe Replacement	PWCF	-	205,000	205,000
	R&R	Parking Lot Lighting	PWCF	-	25,000	25,000
	R&R	Roof Replacement Bldg #5	PWCF	-	110,000	110,000
	R&R	Domestic Hot Water Piping and Valve Replacemer	PWCF	-	100,000	100,000
	Project	Vehicle Replacement	PWCF	47,123	55,909	103,032
			GF	916,559	916,559	1,833,118
			PWCF	617,123	565,909	1,183,032
				1,533,682	1,482,468	3,016,150
550	School for the Blind and Visually Impaired					
	PM	Preventive Maintenance	GF	282,857	282,857	565,714
	R&R	Veranda Infrastructure	PWCF	-	325,000	325,000
	R&R	Tuck Pointing	PWCF	981,157	-	981,157
	R&R	Natatorium HVAC	PWCF	-	265,133	265,133
	R&R	Window Churchman/Lambert	PWCF	-	677,409	677,409
	R&R	Replace Doors	PWCF	-	133,475	133,475
	R&R	Flooring Aldur/Lambert	PWCF	260,685	-	260,685
			GF	282,857	282,857	565,714
			PWCF	1,241,842	1,401,017	2,642,859
				1,524,699	1,683,874	3,208,573
560	School for the Deaf					
	PM	Preventative Maintenance	GF	282,857	282,857	565,714
	R&R	Fire Alarm and Early Storm Warning	PWCF	965,000	-	965,000
	R&R	HVAC Systems-Alumni Building	PWCF	-	761,488	761,488
	R&R	Window Replacement	PWCF	-	747,500	747,500
			GF	282,857	282,857	565,714
			PWCF	965,000	1,508,988	2,473,988
				1,247,857	1,791,845	3,039,702
570	Indiana Veterans' Home					
	PM	Preventive Maintenance	VHF	750,000	750,000	1,500,000
	R&R	VA Grant	VHF	2,015,205	-	2,015,205
	R&R	Generator Project	VHF	1,209,460	-	1,209,460
	R&R	Switchgear	VHF	306,469	-	306,469
	R&R	Decentralize the Power House	VHF	3,750,000	-	3,750,000
	R&R	Cement Vents	VHF	128,145	-	128,145
	R&R	Power House Steam Project	VHF	51,300	-	51,300
	R&R	Renovate Lincoln Basement	VHF	-	65,000	65,000
	R&R	Lincoln Windows - Repair	VHF	-	100,000	100,000
	R&R	Cemetery Sewers	VHF	-	45,000	45,000
	R&R	Vacuum Suction System for Facility	VHF	-	25,000	25,000
	R&R	Pyle Elevator	VHF	-	100,000	100,000
	R&R	Renovation of Laundry Building	VHF	-	100,000	100,000
	R&R	Mitchell Elevators - Repair	VHF	-	100,000	100,000
	R&R	Laundry Building Repairs	VHF	-	50,000	50,000
	R&R	T-8 Lights	VHF	-	100,000	100,000
	R&R	Demolishing of Old Maintenance Buildings	VHF	-	125,000	125,000
			VHF	8,210,579	1,560,000	9,770,579

Agn	Appropriation Name		Fund	FY 2013-2014	FY 2014-2015	Biennial Appropriation
	Type	Project Title				
HEALTH AND HUMAN SERVICES TOTAL			GF	4,064,966	4,475,285	8,540,251
			PWCF	12,656,331	12,568,917	25,225,248
			VHF	10,423,436	4,585,833	15,009,269
				27,144,733	21,630,035	48,774,768
EDUCATION						
750	Indiana University					
	R&R	General Repair and Rehabilitation	GF	11,456,298	11,456,298	22,912,596
	Project	School of Medicine Laboratory Expansion	GF	12,500,000	12,500,000	25,000,000
	Project	Regional Campus Projects	GF	14,500,000	14,500,000	29,000,000
	Project	Evansville Medical Education Center A&E	GF	1,000,000	1,000,000	2,000,000
			GF	39,456,298	39,456,298	78,912,596
760	Purdue University					
	R&R	General Repair and Rehabilitation	GF	9,264,974	9,264,974	18,529,948
	Project	PUWL Active Learning Center	GF	25,000,000	25,000,000	50,000,000
	Project	IPFW South Campus Renovations	GF	10,675,000	10,675,000	21,350,000
			GF	44,939,974	44,939,974	89,879,948
770	Indiana State University					
	R&R	General Repair and Rehabilitation	GF	1,362,885	1,362,885	2,725,770
	Project	Normal Hall	GF	8,000,000	8,000,000	16,000,000
			GF	9,362,885	9,362,885	18,725,770
775	University of Southern Indiana					
	R&R	General Repair and Rehabilitation	GF	683,963	683,963	1,367,926
	Project	Classroom Renovation and Expansion	GF	9,000,000	9,000,000	18,000,000
			GF	9,683,963	9,683,963	19,367,926
780	Ball State University					
	R&R	General Repair and Rehabilitation	GF	2,379,378	2,379,377	4,758,755
	Project	Geothermal Project Phase II	GF	15,000,000	15,000,000	30,000,000
			GF	17,379,378	17,379,377	34,758,755
790	Vincennes University					
	R&R	General Repair and Rehabilitation	GF	815,105	815,105	1,630,210
	Project	Aviation Technology Center Rehabilitation	GF	3,000,000	3,000,000	6,000,000
	Project	Infrastructure Upgrade	GF	3,000,000	3,000,000	6,000,000
			GF	6,815,105	6,815,105	13,630,210
710	Ivy Tech Community College					
	R&R	ITTC Repair and Rehabilitation	GF	2,530,344	2,530,344	5,060,688
	Project	Hamilton County Facility	GF	6,000,000	6,000,000	12,000,000
			GF	8,530,344	8,530,344	17,060,688
EDUCATION TOTAL			GF	136,167,947	136,167,946	272,335,893
GRAND TOTAL			GF	383,107,367	361,293,786	744,401,153
			BIF	3,050,000	3,050,000	6,100,000
			RHF	12,229,965	11,974,727	24,204,692
			SHF	10,620,000	10,620,000	21,240,000
			CTF	1,800,000	1,800,000	3,600,000
			SPF	2,759,999	2,639,999	5,399,998
			LETF	488,039	428,039	916,078
			PWCF	15,909,478	16,919,785	32,829,263
			VHF	8,210,579	1,560,000	9,770,579
				438,175,427	410,286,336	848,461,763

(This page intentionally left blank.)