

# Agency and Budget Overview

**Budget Committee**  
December 16, 2024



# Our Vision

Economic security and better employment outcomes for all Hoosiers.

# Our Mission

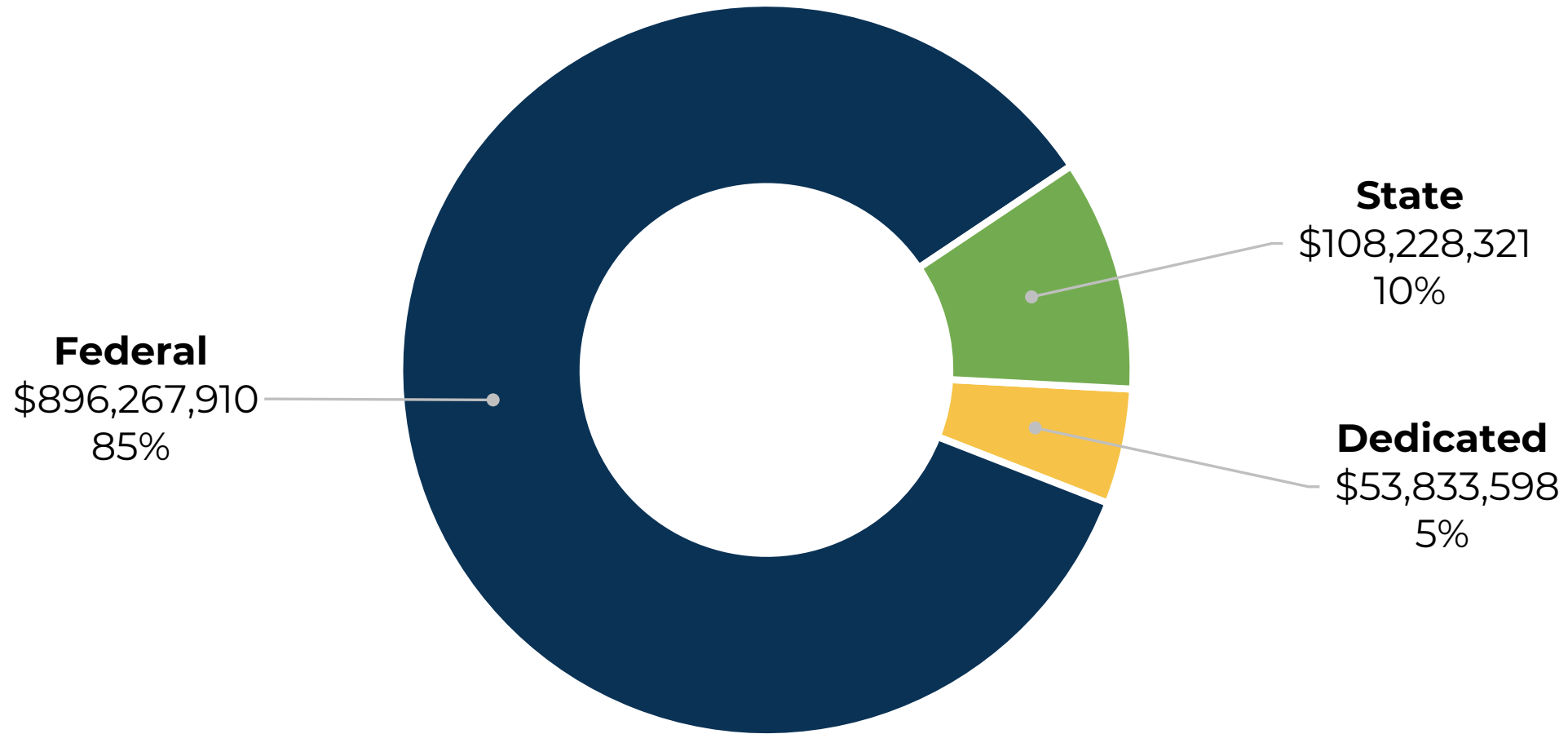
We strengthen Indiana by understanding workforce needs, aligning resources, and providing access to services that empower Hoosiers to thrive in a changing economy.

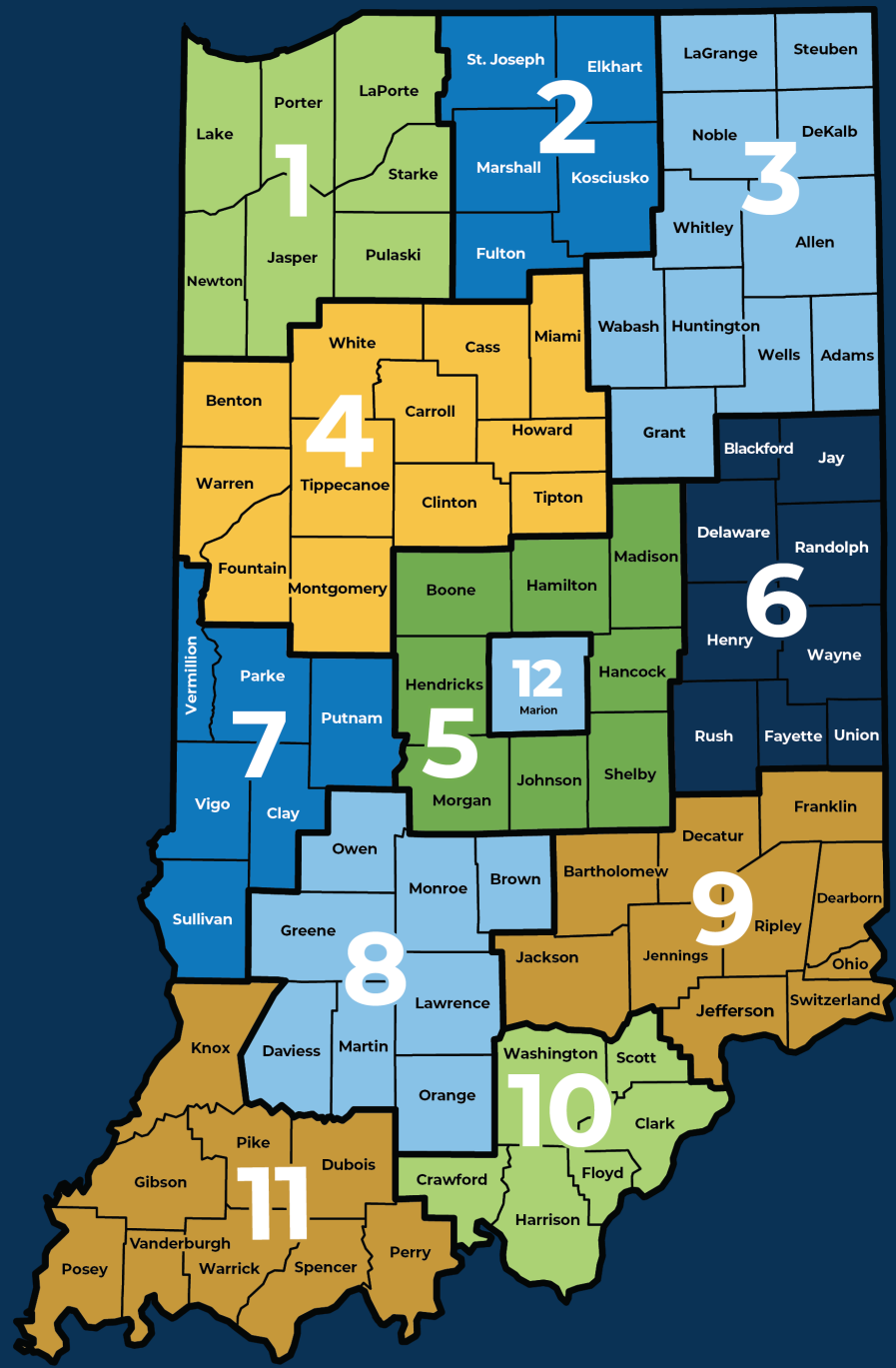
# Our Core Programs

**Workforce Services**

**Unemployment Insurance**

# Funding Composition (FY 2024-25)





# Workforce Services — State and Local System

# Workforce Services — WRG Performance

## Workforce Ready Grant (FY 2023-24)



**2,874**  
Participants



**2,194**  
Credentials Earned



**\$24.26**  
Average Hourly Wage  
Post-Training



**\$2,104**  
Average Cost  
per Trainee

# Workforce Services — ETG Performance

## Employer Training Grant (FY 2023-24)



**1,377**

Employers Served



**10,789**

Employees Trained



**\$23.00**

Average Hourly  
Wage Post-Training



**\$29,675**

Average Investment  
per Employer



# Workforce Services — Jobs for America's Graduates



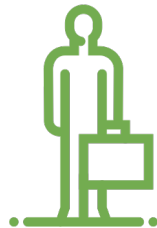
**\$20.4 Million**  
secured in scholarships  
for the class of 2024



**250**  
programs statewide



**97%**  
JAG Graduation Rate




**87%**  
full-time  
employment rate



**45,000+**  
students impacted  
since 2006



# Workforce Services — Indiana Adult Education



**+28.7%**

(+5,577 students)

**enrollment growth** since General Assembly increased investment in Adult Education

**2<sup>ND</sup>** in students enrolled in **Integrated Education and Training Programs**

**3<sup>RD</sup>** nationally in **High School Equivalency Diplomas**



Ranked **1<sup>ST</sup>** nationally in **Educational Attainment**


INDIANA  
ADULT EDUCATION 



# Apprenticeships in Indiana

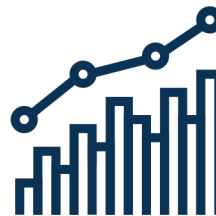
**900+**

Active Registered  
Apprenticeships



**1500+**

Total Active  
Occupations



**400+**

Partnership  
Resources



# PIVOT



User Profile  
Information

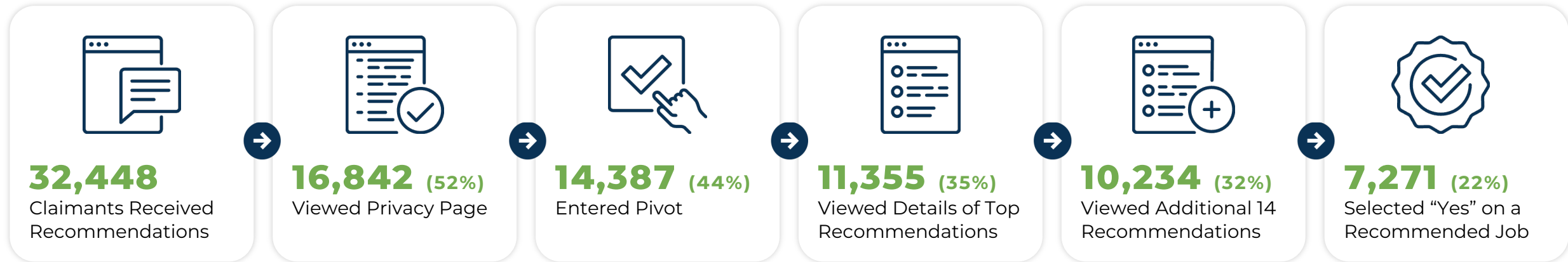
Model Trained With  
Over 160 Million  
Public Records

Pivot  
Processes  
Data

Pivot Provides  
Personalized Job  
Recommendations

# Pivot usage has surpassed initial expectations.

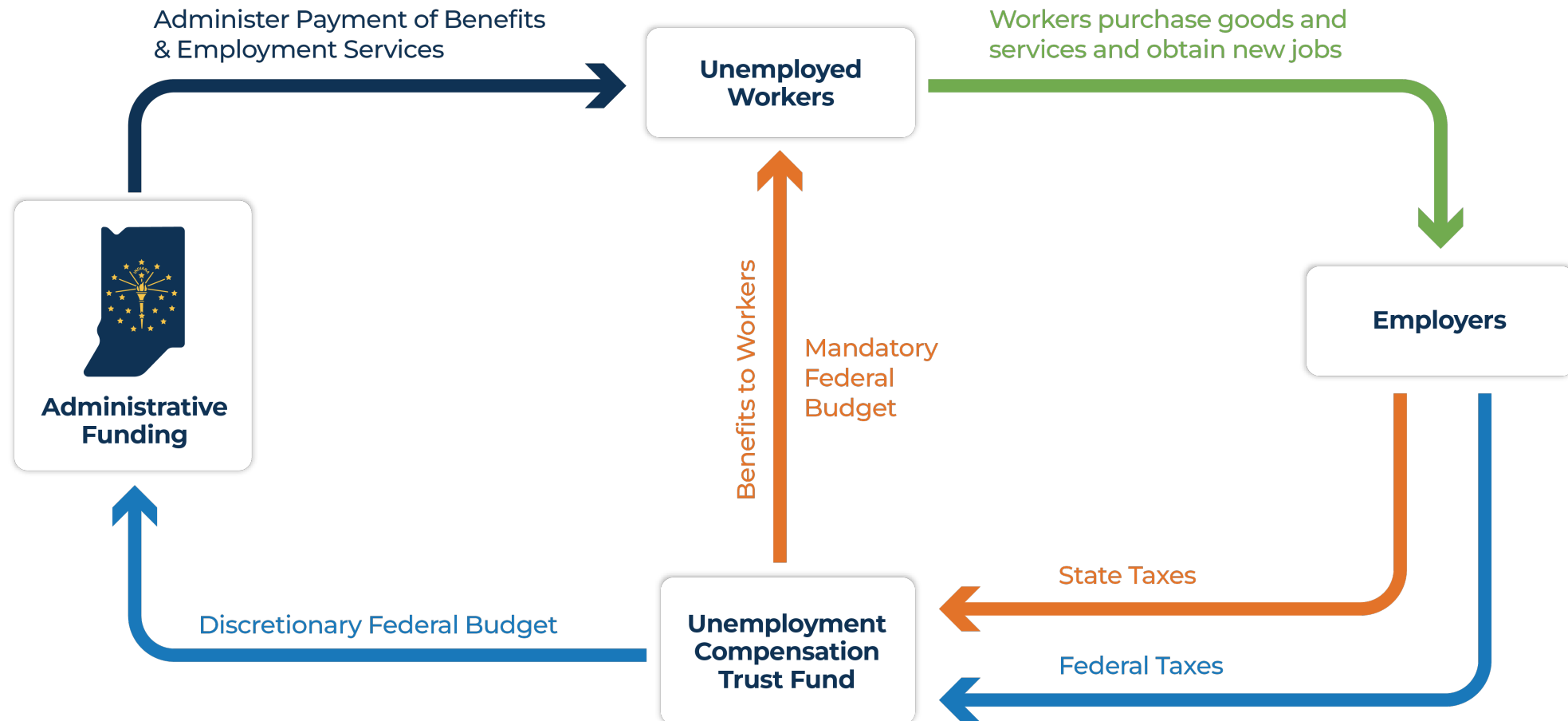
## User Experience Funnel



Data 6/30/24 – 10/20/24

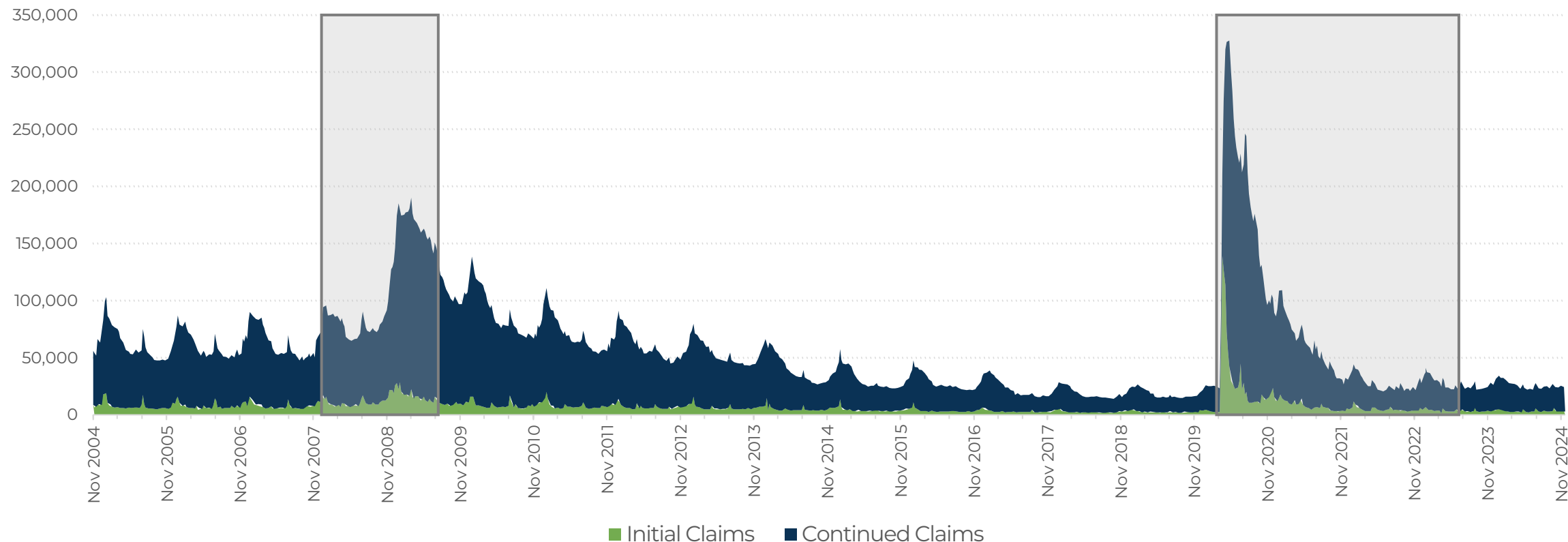
**PIVOT**

# Unemployment Insurance System



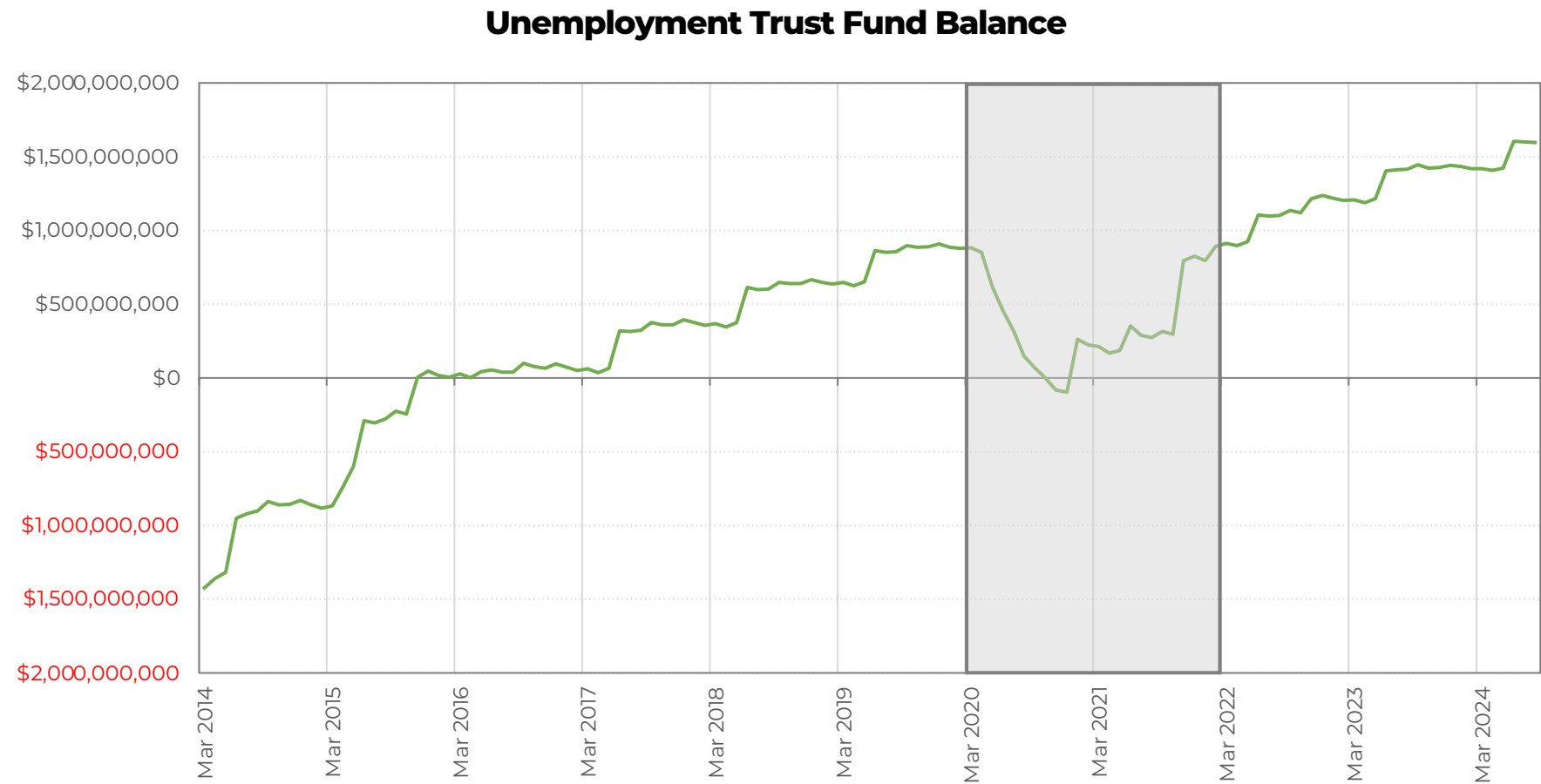
# Unemployment Insurance — Claims (2004-2024)

## Total Weekly Claims Volume



Source: [US Bureau of Labor Statistics](#)

# Unemployment Trust Fund (2014-2024)



# Budget Appropriations

Program	FY 2024	FY 2025
Adult Education Distribution	\$16,985,041	\$20,985,041
Next Level Jobs Employer Training Grant Program	\$17,064,066	\$17,064,066
Dropout Prevention (JAG)	\$8,000,000	\$8,000,000
Workforce Ready Grants	\$6,000,000	\$6,000,000
DWD Administration	\$2,141,748	\$2,892,753
Indiana Construction Roundtable Foundation (pass-thru)	\$1,000,000	\$1,000,000
Office of Work-Based Learning and Apprenticeship	\$255,000	\$255,000
Serve Indiana Administration	\$239,560	\$239,560
Proprietary Educational Institutions	\$53,243	\$53,243
<b>TOTALS</b>	<b>\$51,738,658</b>	<b>\$56,489,663</b>