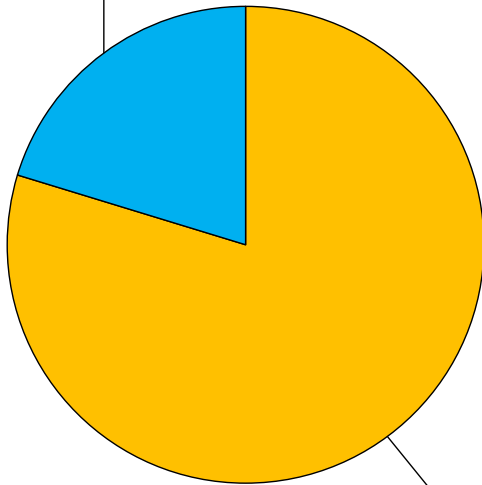


**TRANSPORTATION  
APPROPRIATIONS BY SUB-DIVISION SHARE  
2022-2023 BIENNIUM  
\$9,510.7 Million**

**FY 2021-2022 \$4,509.3 Million**

DISTRIBUTIONS  
TO LOCAL UNITS  
OF GOVERNMENT  
\$914.2 20.3%

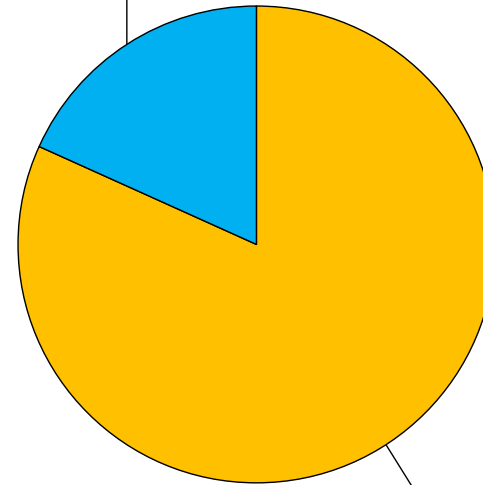


DEPARTMENT OF  
TRANSPORTATION  
\$3,595.2 79.7%

Sector Values in Millions of Dollars  
Source: Indiana State Budget Agency

**FY 2022-2023 \$5,001.4 Million**

DISTRIBUTIONS  
TO LOCAL UNITS  
OF GOVERNMENT  
\$913.6 18.3%

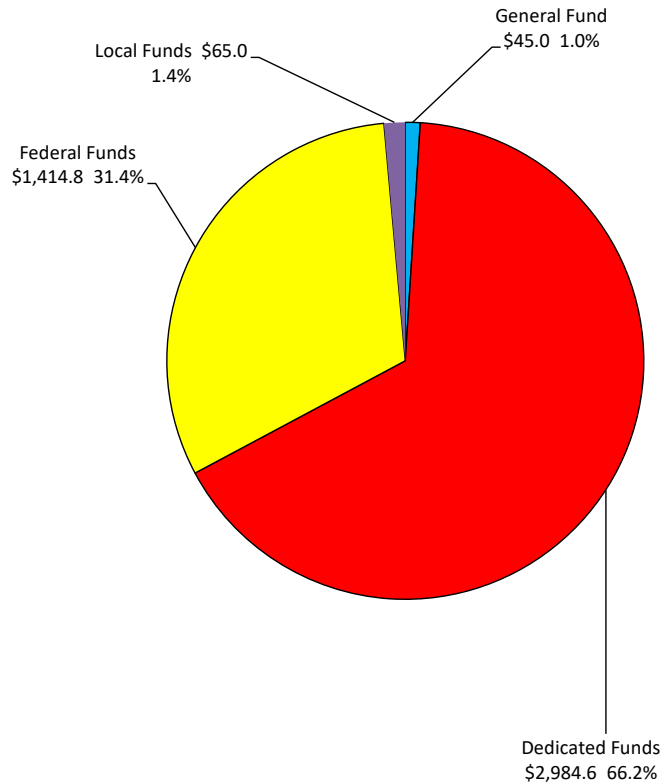


DEPARTMENT OF  
TRANSPORTATION  
\$4,087.9 81.7%

Sector Values in Millions of Dollars  
Source: Indiana State Budget Agency

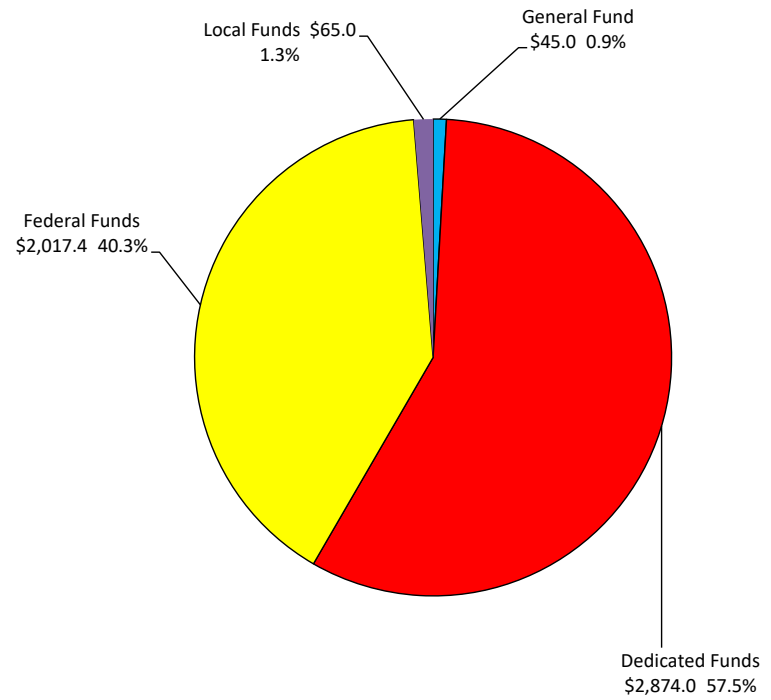
**TRANSPORTATION  
APPROPRIATIONS BY FUND TYPE  
2022-2023 BIENNIUM  
\$9,510.7 Million**

**FY 2021-2022 \$4,509.3 Million**



Sector Values in Millions of Dollars  
Source: Indiana State Budget Agency

**FY 2022-2023 \$5,001.4 Million**



Sector Values in Millions of Dollars  
Source: Indiana State Budget Agency