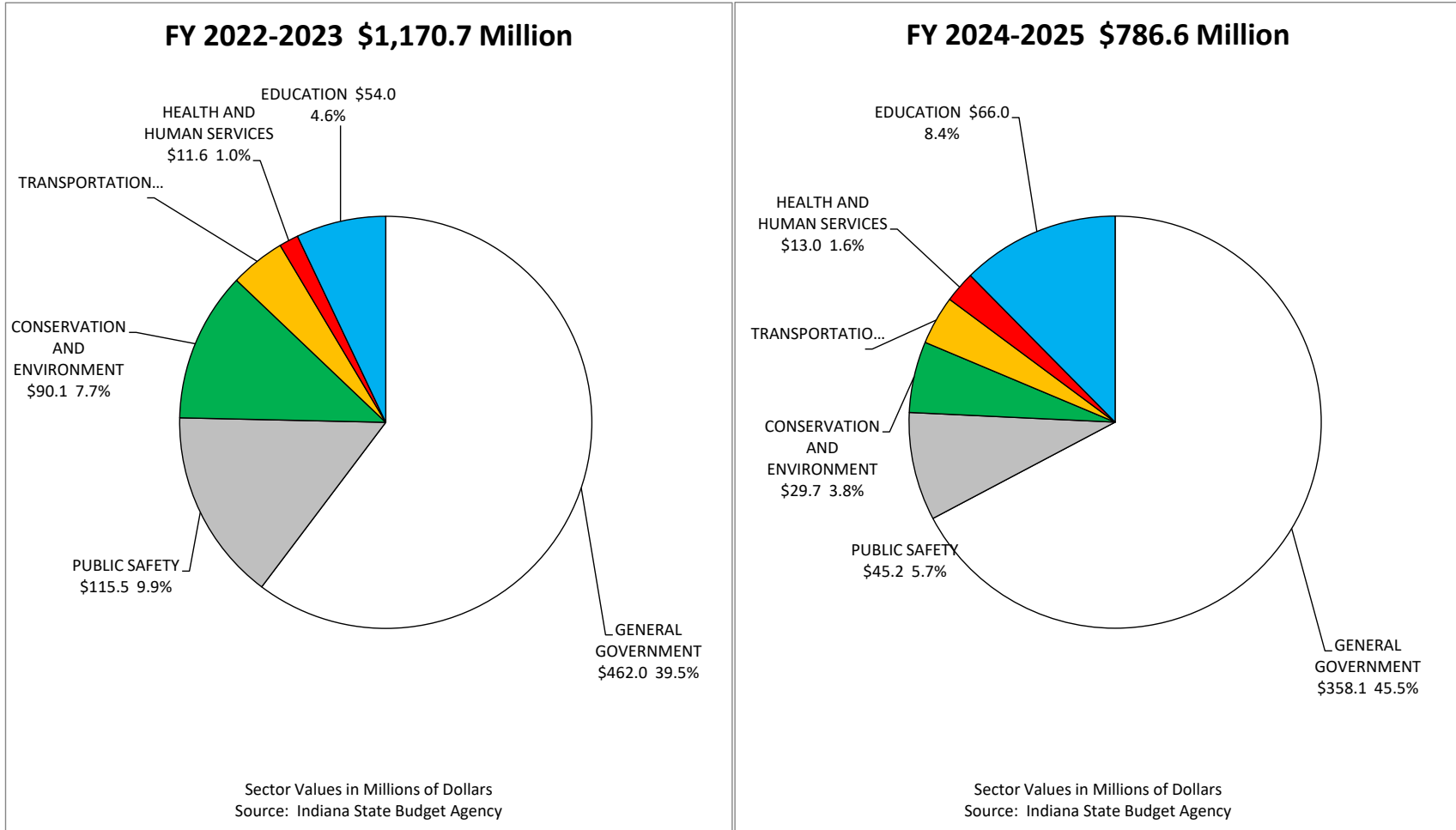


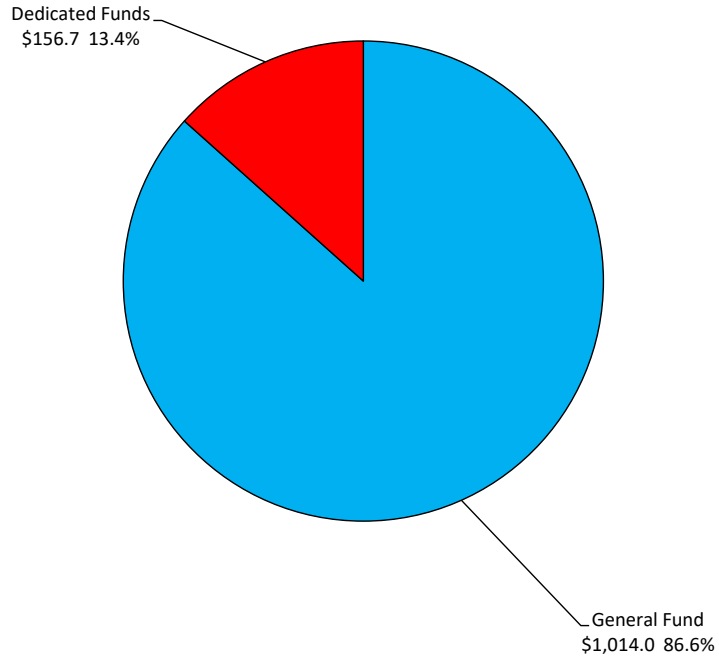
D — CONSTRUCTION

**CONSTRUCTION
APPROPRIATIONS BY SUB-DIVISION SHARE
2024-2025 BIENNIUM
\$1,957.3 Million**



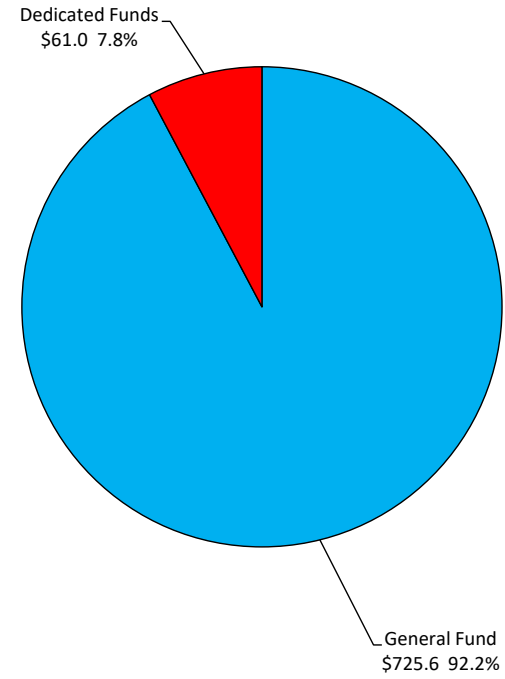
**CONSTRUCTION
APPROPRIATIONS BY FUND TYPE
2024-2025 BIENNIUM
\$1,957.3 Million**

FY 2022-2023 \$1,170.7 Million



Sector Values in Millions of Dollars
Source: Indiana State Budget Agency

FY 2024-2025 \$786.6 Million



Sector Values in Millions of Dollars
Source: Indiana State Budget Agency

Construction and Rehabilitation

Fund	State Agency	Appropriations	
	Appropriation Name	FY 2023-2024	FY 2024-2025
CONSTRUCTION			
GENERAL GOVERNMENT			
Department of Local Government Finance			
C2150-215	Department of Local Government Finance		
	Gen-1000-19757-2023 GF - Gen Gov Line Items	1,463,000	378,000
State Budget Agency			
C0570-057	State Budget Agency		
	Gen-1000-19757-2023 GF - Gen Gov Line Items	289,600,000	246,200,000
	Ded-6330-30483-2023 Tobacco Settlement Constr	3,000,000	0
	Ded-7200-72021-2023 Pakagon Band Tribal-State	3,000,000	0
	Total	295,600,000	246,200,000
C2600-057	State Budget Agency - Leases		
	Gen-1000-19756-2023 GF - Leases Construct	60,031,225	60,479,225
State Budget Agency Totals			
	General Fund	349,631,225	306,679,225
	Dedicated Funds	6,000,000	0
	Total	355,631,225	306,679,225
Department of Administration			
C0610-061	Department of Administration		
	Gen-1000-19756-2023 GF - Leases Construct	12,385,420	12,385,541
	Gen-1000-19758-2023 GF - Gen Gov R&R	38,984,801	26,956,996
	Gen-1000-19759-2023 GF - Gen Gov PM	6,471,634	7,026,466
	Ded-5990-59972-2023 SCF - Gen Gov Line	9,500,000	0
	Total	67,341,855	46,369,003
Department of Administration Totals			
	General Fund	57,841,855	46,369,003
	Dedicated Funds	9,500,000	0
	Total	67,341,855	46,369,003
Office of Administrative Law Proceedings			
C0770-077	Office of Administrative Law Proceedings		
	Gen-1000-19757-2023 GF - Gen Gov Line Items	190,000	0
Indiana State Fair			
C8780-878	Indiana State Fair		
	Gen-1000-19771-2023 GF - Economic & Work PM	1,201,750	1,201,750

Construction and Rehabilitation

Fund	State Agency	Appropriations	
	Appropriation Name	FY 2023-2024	FY 2024-2025
	Gen-1000-19772-2023 GF - Economic & Work RR	6,421,800	3,458,636
	Ded-5990-59977-2023 SCF - Econ & Work Line	29,797,627	0
	Total	37,421,177	4,660,386
GENERAL GOVERNMENT TOTALS			
	General Fund	416,749,630	358,086,614
	Dedicated Funds	45,297,627	0
	Total	462,047,257	358,086,614
PUBLIC SAFETY			
Adjutant General			
C1100-110	Adjutant General		
	Gen-1000-19761-2023 GF - Public Safety PM	1,941,079	1,941,079
	Ded-5990-59973-2023 SCF - Public Safety RR	4,801,544	4,629,053
	Ded-5990-59974-2023 SCF - Public Safety Line	33,236,446	4,976,500
	Total	39,979,069	11,546,632
Criminal Justice Institute			
C3200-032	Criminal Justice Institute		
	Gen-1000-19760-2023 GF - Public Safety Line	800,000	0
State Police			
C1000-100	Indiana State Police		
	Gen-1000-19760-2023 GF - Public Safety Line	23,250,000	0
	Gen-1000-19761-2023 GF - Public Safety PM	1,588,022	2,205,674
	Ded-5990-59973-2023 SCF - Public Safety RR	3,105,000	4,110,000
	Total	27,943,022	6,315,674
State Police Totals			
	General Fund	24,838,022	2,205,674
	Dedicated Funds	3,105,000	4,110,000
	Total	27,943,022	6,315,674
Alcohol & Tobacco Commission			
C1030-103	Law Enforcement Training Board		
	Gen-1000-19760-2023 GF - Public Safety Line	0	5,000,000
	Gen-1000-19761-2023 GF - Public Safety PM	230,000	230,000
	Ded-5990-59973-2023 SCF - Public Safety RR	172,700	310,000
	Total	402,700	5,540,000

Construction and Rehabilitation

Fund	State Agency Appropriation Name	Appropriations	
		FY 2023-2024	FY 2024-2025
C2300-230	Alcohol & Tobacco Commission		
	Ded-6330-30483-2023 Tobacco Settlement Constr	850,000	0
Department of Correction			
C6150-615	Department of Correction		
	Gen-1000-19765-2023 GF - DOC Line Items	5,196,103	5,196,103
C6200-620	State Prison		
	Gen-1000-19763-2023 GF - DOC PM	537,625	537,625
	Gen-1000-19764-2023 GF - DOC RR	0	1,200,000
C6300-630	Pendleton Correctional Facility		
	Gen-1000-19763-2023 GF - DOC PM	635,375	635,375
	Gen-1000-19764-2023 GF - DOC RR	4,220,000	0
C6350-635	Correctional Industrial Facility		
	Gen-1000-19763-2023 GF - DOC PM	293,250	293,250
	Gen-1000-19764-2023 GF - DOC RR	0	477,662
C6400-640	Women's Prison		
	Gen-1000-19763-2023 GF - DOC PM	175,950	175,950
	Gen-1000-19764-2023 GF - DOC RR	1,066,356	0
C6500-650	Putnamville Correctional Facility		
	Gen-1000-19763-2023 GF - DOC PM	430,100	430,100
	Gen-1000-19764-2023 GF - DOC RR	10,083,300	0
C6650-665	Wabash Valley Correctional Facility		
	Gen-1000-19763-2023 GF - DOC PM	296,406	296,406
C6750-675	Branchville Correctional Facility		
	Gen-1000-19763-2023 GF - DOC PM	193,545	193,545
	Gen-1000-19764-2023 GF - DOC RR	0	202,000
C6800-680	Westville Correctional Facility		
	Gen-1000-19763-2023 GF - DOC PM	508,300	508,300
C6850-685	Rockville Correctional Facility		
	Gen-1000-19763-2023 GF - DOC PM	244,375	244,375
C6900-690	Plainfield Correctional Facility		
	Gen-1000-19763-2023 GF - DOC PM	305,469	305,469
	Gen-1000-19764-2023 GF - DOC RR	0	3,177,410
C6950-695	Reception and Diagnostic Center		
	Gen-1000-19763-2023 GF - DOC PM	102,638	102,638
	Gen-1000-19764-2023 GF - DOC RR	0	231,000
C6180-618	Miami Correctional Facility		
	Gen-1000-19763-2023 GF - DOC PM	439,875	439,875
C6450-645	New Castle Correctional Facility		
	Gen-1000-19763-2023 GF - DOC PM	805,000	805,000

Construction and Rehabilitation

Fund	State Agency Appropriation Name	Appropriations	
		FY 2023-2024	FY 2024-2025
	Gen-1000-19764-2023 GF - DOC RR	0	300,000
C6140-614	Chain O' Lakes Correctional Facility		
	Gen-1000-19763-2023 GF - DOC PM	58,650	58,650
C6970-697	Edinburgh Correctional Facility		
	Gen-1000-19763-2023 GF - DOC PM	39,100	39,100
C6670-667	Madison Correctional Facility		
	Gen-1000-19763-2023 GF - DOC PM	542,512	542,512
	Gen-1000-19764-2023 GF - DOC RR	0	190,000
C6220-622	South Bend Work Release Center		
	Gen-1000-19763-2023 GF - DOC PM	48,875	48,875
C6230-623	Heritage Trail Correctional Facility		
	Gen-1000-19763-2023 GF - DOC PM	219,938	219,938
	Gen-1000-19764-2023 GF - DOC RR	1,305,000	350,000
C6550-655	Pendleton Juvenile Correctional Facility		
	Gen-1000-19763-2023 GF - DOC PM	146,625	146,625
C6610-661	LaPorte Juvenile Correctional Facility		
	Gen-1000-19763-2023 GF - DOC PM	39,100	39,100
C6160-616	North Central Juvenile Correctional Facility		
	Gen-1000-19763-2023 GF - DOC PM	58,650	58,650
	Gen-1000-19764-2023 GF - DOC RR	0	405,000
<hr/>			
Department of Correction Totals			
	General Fund	27,992,117	17,850,533
<hr/>			
Integrated Public Safety Commission			
C2860-286	Integrated Public Safety Commission		
	Gen-1000-19761-2023 GF - Public Safety PM	500,000	500,000
	Gen-1000-19762-2023 GF - Public Safety R&R	5,409,308	457,600
	Ded-2860-37141-2023 Integrated Public Safety	1,000,000	1,000,000
	Total	6,909,308	1,957,600
<hr/>			
	General Fund	5,909,308	957,600
	Dedicated Funds	1,000,000	1,000,000
	Total	6,909,308	1,957,600
<hr/>			
Motor Vehicles Commission			
C3400-340	Motor Vehicles Commission		
	Ded-3590-40961-2023 BMV Commission	2,750,000	2,000,000
	Dedicated Funds	2,750,000	2,000,000
<hr/>			

Construction and Rehabilitation

Fund	State Agency	Appropriations	
	Appropriation Name	FY 2023-2024	FY 2024-2025
C2500-250	Professional Licensing Agency		
	Gen-1000-19766-2023 GF - Reg Licens Line	160,000	0
	General Fund	160,000	0
Department of Homeland Security			
C3850-385	Department of Homeland Security		
	Gen-1000-19766-2023 GF - Reg Licens Line	7,700,000	0
	General Fund	7,700,000	0
PUBLIC SAFETY TOTALS			
	General Fund	69,570,526	28,184,886
	Dedicated Funds	45,915,690	17,025,553
	Total	115,486,216	45,210,439
CONSERVATION AND ENVIRONMENT			
Department of Natural Resources			
C3000-300	Department of Natural Resources - General Administration		
	Gen-1000-19767-2023 GF - Cons & Envir PM	108,500	108,500
	Gen-1000-19769-2023 GF - Cons & Envir Line	31,300,000	0
	Ded-5990-59975-2023 SCF - Cons & Envir RR	4,100,917	4,100,917
	Total	35,509,417	4,209,417
C3020-300	Fish and Wildlife		
	Gen-1000-19767-2023 GF - Cons & Envir PM	1,705,000	1,705,000
C3090-300	Forestry		
	Gen-1000-19767-2023 GF - Cons & Envir PM	1,677,500	1,677,500
	Ded-5990-59975-2023 SCF - Cons & Envir RR	4,500,000	0
	Total	6,177,500	1,677,500
C3160-300	Nature Preserves		
	Gen-1000-19767-2023 GF - Cons & Envir PM	645,275	645,275
C3030-300	State Parks and Reservoir Management		
	Gen-1000-19767-2023 GF - Cons & Envir PM	4,490,000	4,490,000
	Ded-5990-59975-2023 SCF - Cons & Envir RR	2,240,000	1,000,000
	Ded-5990-59976-2023 SCF - Cons & Envir Line	4,600,000	0
	Total	11,330,000	5,490,000
C3060-300	Division of Water		
	Gen-1000-19767-2023 GF - Cons & Envir PM	30,000	30,000

Construction and Rehabilitation

Fund	State Agency Appropriation Name	Appropriations	
		FY 2023-2024	FY 2024-2025
	Ded-5990-59975-2023 SCF - Cons & Envir RR	0	645,000
	Total	30,000	675,000
C3050-300	Engineering Division		
	Gen-1000-19767-2023 GF - Cons & Envir PM	30,000	30,000
	Ded-5990-59975-2023 SCF - Cons & Envir RR	900,000	450,000
	Total	930,000	480,000
C3010-300	Enforcement		
	Gen-1000-19767-2023 GF - Cons & Envir PM	297,000	297,000
	Ded-5990-59975-2023 SCF - Cons & Envir RR	0	360,000
	Total	297,000	657,000
C3290-300	Entomology		
	Gen-1000-19767-2023 GF - Cons & Envir PM	151,250	151,250
Department of Natural Resources Totals			
	General Fund	40,434,525	9,134,525
	Dedicated Funds	16,340,917	6,555,917
	Total	56,775,442	15,690,442
Other Natural Resources			
C3150-315	War Memorials Commission		
	Gen-1000-19767-2023 GF - Cons & Envir PM	1,200,000	1,200,000
	Ded-5990-59975-2023 SCF - Cons & Envir RR	12,830,000	10,006,550
	Total	14,030,000	11,206,550
C3250-325	Maumee River Basin Commission		
	Gen-1000-19768-2023 GF - Cons & Envir R&R	550,000	150,000
C3100-310	White River State Park		
	Gen-1000-19767-2023 GF - Cons & Envir PM	469,250	469,250
	Gen-1000-19768-2023 GF - Cons & Envir R&R	2,500,000	0
C0303-303	Indiana State Museum and Historic Sites Corporation		
	Gen-1000-19767-2023 GF - Cons & Envir PM	645,029	709,532
	Gen-1000-19768-2023 GF - Cons & Envir R&R	2,584,400	1,433,000
	Gen-1000-19769-2023 GF - Cons & Envir Line	7,000,000	0
Other Natural Resources Totals			
	General Fund	14,948,679	3,961,782
	Dedicated Funds	12,830,000	10,006,550
	Total	27,778,679	13,968,332
Department of Environmental Management			
C4950-495	Department of Environmental Management		

Construction and Rehabilitation

Fund	State Agency	Appropriations	
	Appropriation Name	FY 2023-2024	FY 2024-2025
	Gen-1000-19769-2023 GF - Cons & Envir Line	5,500,000	0
	General Fund	14,948,679	3,961,782
	Dedicated Funds	12,830,000	10,006,550
	Total	27,778,679	13,968,332
CONSERVATION AND ENVIRONMENT TOTALS			
	General Fund	60,883,204	13,096,307
	Dedicated Funds	29,170,917	16,562,467
	Total	90,054,121	29,658,774

ECONOMIC DEVELOPMENT

Department of Workforce Development

C5100-510	Department of Workforce Development		
	Gen-1000-19770-2023 GF - Economic & Work Line	4,000,000	4,000,000
	Ded-6750-52451-2023 Employment Security Sp	250,000	250,000
	Total	4,250,000	4,250,000
	General Fund	4,000,000	4,000,000
	Dedicated Funds	250,000	250,000
	Total	4,250,000	4,250,000

Indiana Economic Development Corporation

C2600-260	Indiana Economic Development Corporation		
	Gen-1000-19770-2023 GF - Economic & Work Line	400,000,000	250,000,000

ECONOMIC DEVELOPMENT TOTALS

	General Fund	404,000,000	254,000,000
	Dedicated Funds	250,000	250,000
	Total	404,250,000	254,250,000

TRANSPORTATION

Department of Transportation

C8000-800	Department of Transportation - Buildings and Grounds		
	Gen-1000-19773-2023 GF - Transportation Line	900,000	0
	Ded-4000-30532-2023 St Hwy Fnd PM	2,548,000	2,548,000
	Ded-4000-30533-2023 St Hwy Fnd R&R	16,130,000	5,000,000
	Ded-4000-30534-2023 St Hwy Fnd Line Items	13,630,000	12,860,000
	Total	33,208,000	20,408,000

Construction and Rehabilitation

Fund	State Agency Appropriation Name	Appropriations	
		FY 2023-2024	FY 2024-2025
TRANSPORTATION TOTALS			
	General Fund	900,000	0
	Dedicated Funds	32,308,000	20,408,000
	Total	33,208,000	20,408,000
HEALTH AND HUMAN SERVICES			
Family and Social Services Administration			
C4150-415	Evansville Psychiatric Children's Center		
	Gen-1000-19774-2023 GF - FSSA PM	36,500	36,500
C4250-425	Evansville State Hospital		
	Gen-1000-19774-2023 GF - FSSA PM	391,162	391,162
	Gen-1000-19775-2023 GF- FSSA R&R	454,780	261,200
C4300-430	Madison State Hospital		
	Gen-1000-19774-2023 GF - FSSA PM	464,104	464,104
	Gen-1000-19775-2023 GF- FSSA R&R	0	249,900
C4350-435	Logansport State Hospital		
	Gen-1000-19774-2023 GF - FSSA PM	491,572	491,572
	Gen-1000-19775-2023 GF- FSSA R&R	908,993	1,097,214
	Ded-5990-59978-2023 SCF - FSSA Line	0	5,868,940
	Total	1,400,565	7,457,726
C4400-440	Richmond State Hospital		
	Gen-1000-19774-2023 GF - FSSA PM	550,000	550,000
	Gen-1000-19775-2023 GF- FSSA R&R	1,535,000	610,000
C4510-451	Neuro Diagnostic Institute		
	Gen-1000-19774-2023 GF - FSSA PM	475,810	475,810
C4100-410	FSSA - Division of Mental Health		
	Gen-1000-19775-2023 GF- FSSA R&R	3,018,010	0
<hr/>			
Family and Social Services Administration Totals			
	General Fund	8,325,931	4,627,462
	Dedicated Funds	0	5,868,940
	Total	8,325,931	10,496,402
Public Health			
Department of Health			
C4000-400	Department of Health		
	Ded-6330-30483-2023 Tobacco Settlement Constr	475,000	0

Construction and Rehabilitation

Fund	State Agency Appropriation Name	Appropriations	
		FY 2023-2024	FY 2024-2025
C5500-550	School for the Blind and Visually Impaired		
	Gen-1000-19776-2023 GF - Deaf & Blind PM	750,000	750,000
C5600-560	School for the Deaf		
	Gen-1000-19776-2023 GF - Deaf & Blind PM	750,000	750,000
<hr/>			
Public Health Totals			
	General Fund	1,500,000	1,500,000
	Dedicated Funds	475,000	0
<hr/>			
	Total	1,975,000	1,500,000
<hr/>			
Veterans' Affairs			
C1600-160	Department of Veterans' Affairs		
	Gen-1000-19777-2023 GF - Vets Affairs PM	69,700	69,700
C5700-570	Indiana Veterans' Home		
	Ded-3950-70727-Vets Home Construct	1,237,500	887,500
<hr/>			
Veterans' Affairs Totals			
	General Fund	69,700	69,700
	Dedicated Funds	1,237,500	887,500
<hr/>			
	Total	1,307,200	957,200
<hr/>			
HEALTH AND HUMAN SERVICES TOTALS			
	General Fund	9,895,631	6,197,162
	Dedicated Funds	1,712,500	6,756,440
<hr/>			
	Total	11,608,131	12,953,602
<hr/>			
EDUCATION			
Higher Education			
C7190-719	Commission for Higher Education		
	Gen-1000-19779-2023 GF - Education Line Items	5,000,000	5,000,000
	Ded-7200-72021-2023 Pakagon Band Tribal-State	2,000,000	0
<hr/>			
	Total	7,000,000	5,000,000
C7500-750	Indiana University - Repair and Rehabilitation		
	Gen-1000-19778-2023 GF - Education R&R	18,886,280	28,662,142
C7600-760	Purdue University - Repair and Rehabilitation		
	Gen-1000-19778-2023 GF - Education R&R	15,101,111	19,325,249
C7700-770	Indiana State University - Repair and Rehabilitation		
	Gen-1000-19778-2023 GF - Education R&R	1,932,790	1,932,790
C7750-775	University of Southern Indiana - Repair and Rehabilitation		
	Gen-1000-19778-2023 GF - Education R&R	1,483,291	1,483,291
C7800-780	Ball State University - Repair and Rehabilitation		

Construction and Rehabilitation

Fund	State Agency	Appropriations	
	Appropriation Name	FY 2023-2024	FY 2024-2025
	Gen-1000-19778-2023 GF - Education R&R	3,921,090	3,921,090
C7900-790	Vincennes University - Repair and Rehabilitation		
	Gen-1000-19778-2023 GF - Education R&R	1,227,440	1,227,440
C7100-710	Ivy Tech Community College - Repair and Rehabilitation		
	Gen-1000-19778-2023 GF - Education R&R	4,468,850	4,468,850
Higher Education Totals			
	General Fund	52,020,852	66,020,852
	Dedicated Funds	2,000,000	0
	Total	54,020,852	66,020,852
EDUCATION TOTALS			
	General Fund	52,020,852	66,020,852
	Dedicated Funds	2,000,000	0
	Total	54,020,852	66,020,852
CONSTRUCTION AND REHABILITATION TOTALS			
	General Fund	1,014,019,843	725,585,821
	Dedicated Funds	156,654,734	61,002,460
	Total	1,170,674,577	786,588,281

(This page intentionally left blank.)

2024-2025 Construction Budget Totals

Fund		FY 2023-2024	FY 2024-2025	Biennial Appropriation
2023 GF - Leases Construct	GF	72,416,645	72,864,766	145,281,411
2023 GF - Gen Gov Line Items	GF	291,253,000	246,578,000	537,831,000
2023 GF - Gen Gov R&R	GF	38,984,801	26,956,996	65,941,797
2023 GF - Gen Gov PM	GF	6,471,634	7,026,466	13,498,100
2023 GF - Public Safety Line	GF	24,050,000	5,000,000	29,050,000
2023 GF - Public Safety PM	GF	4,259,101	4,876,753	9,135,854
2023 GF - Public Safety R&R	GF	5,409,308	457,600	5,866,908
2023 GF - DOC PM	GF	6,121,358	6,121,358	12,242,716
2023 GF - DOC RR	GF	16,674,656	6,533,072	23,207,728
2023 GF - DOC Line Items	GF	5,196,103	5,196,103	10,392,206
2023 GF - Reg Licens Line	GF	7,860,000	-	7,860,000
2023 GF - Cons & Envir PM	GF	11,448,804	11,513,307	22,962,111
2023 GF - Cons & Envir R&R	GF	5,634,400	1,583,000	7,217,400
2023 GF - Cons & Envir Line	GF	43,800,000	-	43,800,000
2023 GF - Economic & Work Line	GF	404,000,000	254,000,000	658,000,000
2023 GF - Economic & Work PM	GF	1,201,750	1,201,750	2,403,500
2023 GF - Economic & Work RR	GF	6,421,800	3,458,636	9,880,436
2023 GF - Transportation Line	GF	900,000	-	900,000
2023 GF - FSSA PM	GF	2,409,148	2,409,148	4,818,296
2023 GF - FSSA R&R	GF	5,916,783	2,218,314	8,135,097
2023 GF - Deaf & Blind PM	GF	1,500,000	1,500,000	3,000,000
2023 GF - Vets Affairs PM	GF	69,700	69,700	139,400
2023 GF - Education R&R	GF	47,020,852	61,020,852	108,041,704
2023 GF - Education Line Items	GF	5,000,000	5,000,000	10,000,000
Total General Funds		1,014,019,843	725,585,821	1,739,605,664
2023 Tobacco Settlement Constr	TMSF	4,325,000	-	4,325,000
2023 St Hwy Fnd PM	SHF	2,548,000	2,548,000	5,096,000
2023 St Hwy Fnd R&R	SHF	16,130,000	5,000,000	21,130,000
2023 St Hwy Fnd Line Items	SHF	13,630,000	12,860,000	26,490,000
2023 Integrated Public Safety	IPSC	1,000,000	1,000,000	2,000,000
2023 BMV Commission	MVC	2,750,000	2,000,000	4,750,000
2023 Employment Security Sp	ESS	250,000	250,000	500,000
2023 SCF - Gen Gov Line	SCF	9,500,000	-	9,500,000
2023 SCF - Public Safety RR	SCF	8,079,244	9,049,053	17,128,297
2023 SCF - Public Safety Line	SCF	33,236,446	4,976,500	38,212,946
2023 SCF - Cons & Envir RR	SCF	24,570,917	16,562,467	41,133,384
2023 SCF - Cons & Envir Line	SCF	4,600,000	-	4,600,000
2023 SCF - Econ & Work Line	SCF	29,797,627	-	29,797,627
2023 FSSA Line Item	SCF	-	5,868,940	5,868,940
Vets Home Construct	VHG	1,237,500	887,500	2,125,000
2023 Pakagon Band Tribal-State	PBTS	5,000,000	-	5,000,000
Total Dedicated Funds		156,654,734	61,002,460	217,657,194
GRAND TOTAL		1,170,674,577	786,588,281	1,957,262,858

2024-2025 Preventive Maintenance

Agency/Facility	Fund	FY 2023-2024	FY 2024-2025
Indiana State Museum and Historic Sites Corporation	GF	645,029	709,532
Department of Administration	GF	6,471,634	7,026,466
Indiana State Police	GF	1,588,022	2,205,674
Law Enforcement Training Academy	GF	230,000	230,000
Adjutant General	GF	1,941,079	1,941,079
Department of Veterans' Affairs	GF	69,700	69,700
Integrated Public Safety Commission	GF	500,000	500,000
Department of Natural Resources - General Administration	GF	108,500	108,500
Enforcement	GF	297,000	297,000
Fish and Wildlife	GF	1,705,000	1,705,000
State Parks and Reservoir Management	GF	4,490,000	4,490,000
Engineering Division	GF	30,000	30,000
Division of Water	GF	30,000	30,000
Forestry	GF	1,677,500	1,677,500
White River State Park Development Commission	GF	469,250	469,250
World War Memorial Commission	GF	1,200,000	1,200,000
Nature Preserves	GF	645,275	645,275
Entomology	GF	151,250	151,250
Evansville Psychiatric Children's Center	GF	36,500	36,500
Evansville State Hospital	GF	391,162	391,162
Madison State Hospital	GF	464,104	464,104
Logansport State Hospital	GF	491,572	491,572
Richmond State Hospital	GF	550,000	550,000
Neuro Diagnostic Institute	GF	475,810	475,810
Department of Workforce Development	ESS	250,000	250,000
Indiana School for the Blind and Visually Impaired	GF	750,000	750,000
Indiana School for the Deaf	GF	750,000	750,000
Indiana Veterans' Home	VHG	637,500	637,500
Chain O' Lakes Correctional Facility	GF	58,650	58,650
North Central Juvenile Facility	GF	58,650	58,650
Miami Correctional Facility	GF	439,875	439,875
Indiana State Prison	GF	537,625	537,625
South Bend Work Release Center	GF	48,875	48,875
Heritage Trail Correctional Facility	GF	219,938	219,938
Pendleton Correctional Facility	GF	635,375	635,375
Correctional Industrial Facility	GF	293,250	293,250
Women's Prison	GF	175,950	175,950
New Castle Correctional Facility	GF	805,000	805,000
Putnamville Correctional Facility	GF	430,100	430,100
Pendleton Juvenile Correctional Facility	GF	146,625	146,625
LaPorte Juvenile Correctional Facility	GF	39,100	39,100
Wabash Valley Correctional Facility	GF	296,406	296,406
Madison Correctional Facility	GF	542,512	542,512
Branchville Correctional Facility	GF	193,545	193,545
Westville Correctional Facility	GF	508,300	508,300
Rockville Correctional Facility for Women	GF	244,375	244,375
Plainfield Correctional Facility	GF	305,469	305,469
Reception and Diagnostic Center	GF	102,638	102,638
Edinburgh Correctional Facility	GF	39,100	39,100
Department of Transportation	SHF	2,548,000	2,548,000
Indiana State Fair Board	GF	1,201,750	1,201,750
Total		36,916,995	38,153,982

Biennial

Appropriation

1,354,561
13,498,100
3,793,696
460,000
3,882,158
139,400
1,000,000
217,000
594,000
3,410,000
8,980,000
60,000
60,000
3,355,000
938,500
2,400,000
1,290,550
302,500
73,000
782,324
928,208
983,144
1,100,000
951,620
500,000
1,500,000
1,500,000
1,275,000
117,300
117,300
879,750
1,075,250
97,750
439,876
1,270,750
586,500
351,900
1,610,000
860,200
293,250
78,200
592,812
1,085,024
387,090
1,016,600
488,750
610,938
205,276
78,200
5,096,000
2,403,500

75,070,977

Agn	Appropriation Name	Fund	FY 2023-2024	FY 2024-2025	Biennial Appropriation
Type	Project Title				
GENERAL GOVERNMENT					
057 State Budget Agency					
Project	MAAC Firefighter Regional Training	GF	200,000	200,000	400,000
Project	Enterprise Financial System Planning	GF	1,000,000	-	1,000,000
Project	Lake Michigan Erosion Study	GF	1,000,000	-	1,000,000
Project	Busseron Creek Conservation Project	GF	1,900,000	-	1,900,000
Project	Enterprise Grant Management System	TMSF	3,000,000	-	3,000,000
Project	South Bend Sports Complex	PBTS	3,000,000	-	3,000,000
Project	NW Indiana Law Enforcement Academy	GF	5,000,000	-	5,000,000
Project	Judicial Building A&E	GF	5,000,000	-	5,000,000
Project	Indiana Motorsports Commission	GF	7,000,000	7,000,000	14,000,000
Project	Water Infrastructure Assistance	GF	20,000,000	20,000,000	40,000,000
Project	Residential Housing Infrastr. Assistance	GF	50,000,000	25,000,000	75,000,000
Project	Airport Improvement	GF	26,000,000	-	26,000,000
Project	Northern IN Regional Economic Dev	GF	30,000,000	-	30,000,000
Project	Northeast IN Regional Economic Dev.	GF	30,000,000	-	30,000,000
Project	Orthopedic Industry Retention Initiative	GF	-	30,000,000	30,000,000
Project	Origin Park	GF	37,500,000	-	37,500,000
Project	Statewide Deferred Maintenance	GF	75,000,000	75,000,000	150,000,000
Project	Amateur Sports Facility	GF	-	89,000,000	89,000,000
		Total	295,600,000	246,200,000	541,800,000
057 State Budget Agency - Leases					
Lease	Convention Center Lease Rental	GF	16,934,762	17,182,512	34,117,274
Lease	Stadium Lease Rental	GF	43,096,463	43,296,713	86,393,176
		Total	60,031,225	60,479,225	120,510,450
061 Department of Administration					
PM	Preventive Maintenance	GF	6,471,634	7,026,466	13,498,100
Project	Re-Entry Ed Facility Demolition	SCF	1,500,000	-	1,500,000
Project	IGC Campus Safety Modernization	SCF	3,000,000	-	3,000,000
Project	Demolition Fund	SCF	5,000,000	-	5,000,000
R&R	Indiana State House - Elevator Rehabilitation	GF	-	673,000	673,000
R&R	Indiana State House - HVAC Controls	GF	-	720,000	720,000
R&R	Long Term Capital General R&R - Pendleton Juvenile CF	GF	1,144,896	1,144,896	2,289,792
R&R	Long Term Capital General R&R - Rockville CF	GF	1,162,380	1,162,380	2,324,760
R&R	Long Term Capital General R&R - Logansport State Hospital	GF	1,312,380	1,312,380	2,624,760
R&R	Long Term Capital General R&R - Miami CF	GF	1,343,376	1,343,376	2,686,752
R&R	Long Term Capital General R&R - Evansville State Hospital	GF	1,402,380	1,402,380	2,804,760
R&R	Long Term Capital General R&R - Toxicology Laboratory	GF	1,582,380	1,582,380	3,164,760

Agn	Appropriation Name		Fund	FY 2023-2024	FY 2024-2025	Biennial Appropriation
	Type	Project Title				
	R&R	Long Term Capital General R&R - Southeast Regional State Hospital	GF	1,621,380	1,621,380	3,242,760
	R&R	IDOA Campus - Wide General R&R	GF	1,689,365	2,968,560	4,657,925
	R&R	Long Term Capital General R&R - Parking Garages	GF	1,942,380	1,942,380	3,884,760
	R&R	Long Term Capital General R&R - Indiana State Museum	GF	2,014,380	2,014,380	4,028,760
	R&R	Long Term Capital General R&R - IGCS	GF	2,042,376	2,042,376	4,084,752
	R&R	Long Term Capital General R&R - Wabash Valley CF	GF	2,042,376	2,042,376	4,084,752
	R&R	Indiana State Library Exterior Rehabilitation - Phase III	GF	2,200,000	-	2,200,000
	R&R	Long Term Capital General R&R - New Castle CF	GF	2,342,376	2,342,376	4,684,752
	R&R	Long Term Capital General R&R - IGCN	GF	2,642,376	2,642,376	5,284,752
	R&R	Indiana State House Roof Repair and Rehabilitation	GF	12,500,000	-	12,500,000
			Total	54,956,435	33,983,462	88,939,897
061	Department of Administration - Leases					
	Lease	Neuro-Diagnostic Inst Capital Lease	GF	12,385,420	12,385,541	24,770,961
077	Office of Administrative Law Proceedings					
	Project	Case Management System	GF	190,000	-	190,000
215	Department of Local Government Finance					
	Project	PPOP-IN Ongoing Funding	GF	135,000	135,000	270,000
	Project	State Distribution PP App	GF	175,000	-	175,000
	Project	Technical Debt Resolution	GF	243,000	243,000	486,000
	Project	Budget Form Application	GF	440,000	-	440,000
	Project	Property Tax Billing Model	GF	470,000	-	470,000
			Total	1,463,000	378,000	1,841,000
GENERAL GOVERNMENT Totals						
			GF	409,126,080	353,426,228	762,552,308
			SCF	9,500,000	-	9,500,000
			Total	418,626,080	353,426,228	772,052,308

Agn	Appropriation Name	Fund	FY 2023-2024	FY 2024-2025	Biennial Appropriation
Type	Project Title				
PUBLIC SAFETY					
032	Criminal Justice Institute				
Project	Victim's Compensation System Upgrade	GF	800,000	-	800,000
100	Indiana State Police				
PM	Preventive Maintenance	GF	1,588,022	2,205,674	3,793,696
Project	Law Enforcement Radios	GF	23,250,000	-	23,250,000
R&R	Bloomington Post - Boiler Replacement	SCF	130,000	-	130,000
R&R	Building Heating Rehabilitation	SCF	-	185,000	185,000
R&R	Emergency Generator Replacement	SCF	520,000	-	520,000
R&R	Fire Alarm System Replacement	SCF	-	825,000	825,000
R&R	Roof Replacement	SCF	955,000	-	955,000
R&R	HVAC Rehabilitation: D45, D16, Indianapolis MW Bldg.	SCF	1,500,000	-	1,500,000
R&R	Fuel System Rehabilitation	SCF	-	3,100,000	3,100,000
103	Law Enforcement Training Academy				
PM	Preventive Maintenance	GF	230,000	230,000	460,000
Project	FF&E for the Renovated Academy	GF	-	5,000,000	5,000,000
R&R	Elevator Modernization	SCF	172,700	-	172,700
R&R	Berm A and B Ranges Lead Removal and Rebuild	SCF	-	310,000	310,000
		Total	402,700	5,540,000	5,942,700
110	Adjutant General				
PM	Preventive Maintenance	GF	1,941,079	1,941,079	3,882,158
Project	LaPorte Readiness Center Addition and Alteration	SCF	-	2,373,500	2,373,500
Project	Vincennes Readiness Center Addition and Alteration	SCF	-	2,603,000	2,603,000
Project	Bloomington Readiness Center Addition and Alteration	SCF	3,474,500	-	3,474,500
Project	Columbus Readiness Center Addition and Alteration	SCF	5,975,000	-	5,975,000
Project	Hamilton County RC Phase II	SCF	23,786,946	-	23,786,946
R&R	Knightstown Bldg # 13 Roof Replacement	SCF	-	106,938	106,938
R&R	Kessler Armory Roof Replacement	SCF	119,042	-	119,042
R&R	Angola Armory Steam Renovation	SCF	-	144,977	144,977
R&R	Elkhart Armory HVAC	SCF	201,654	-	201,654
R&R	Tyndal Armory Roof Replacement	SCF	237,291	-	237,291
R&R	Remmington Armory MVSF Roof Replacement	SCF	245,424	-	245,424
R&R	Headquarters Building # 15 Roof Replacement	SCF	366,885	-	366,885
R&R	Warsaw Water Utility Extension	SCF	-	410,530	410,530
R&R	Muscatatuck Building # 5319 Masonry Repair	SCF	493,046	-	493,046
R&R	Headquarters Building # 1 Roof Replacement	SCF	617,530	-	617,530

Agn	Appropriation Name		Fund	FY 2023-2024	FY 2024-2025	Biennial Appropriation
	Type	Project Title				
	R&R	HQ Building # 9 Historic Building Latrine and Shower Renovation	SCF	-	650,000	650,000
	R&R	LaPorte Armory Uility Extension	SCF	-	750,000	750,000
	R&R	Jasper Armory Latrine and Shower Renovation	SCF	-	800,000	800,000
	R&R	Terre Haute Armory Latrine and Shower Renovation	SCF	840,224	-	840,224
	R&R	Hammond Armory Latrine and Shower Renovation	SCF	-	850,000	850,000
	R&R	Bedford Armory HVAC	SCF	-	916,608	916,608
	R&R	38th Division Indianapolis HVAC	SCF	1,680,448	-	1,680,448
			Total	39,979,069	11,546,632	51,525,701
230	Alcohol and Tobacco Commission					
	Project	Law Enforcement Radios	TMSF	850,000	-	850,000
250	Professional Licensing Agency					
	Project	Call Center Build-Out	GF	160,000	-	160,000
286	Integrated Public Safety Commission					
	PM	Preventive Maintenance	GF	500,000	500,000	1,000,000
	Project	IPSC Radios	IPSC	1,000,000	1,000,000	2,000,000
	R&R	Motorola Base Station	GF	169,544	-	169,544
	R&R	Fiber Conversion	GF	247,404	-	247,404
	R&R	HVAC System Upgrade	GF	416,000	457,600	873,600
	R&R	Radio Tower Repair and Rehabilitation	GF	4,576,360	-	4,576,360
			Total	6,909,308	1,957,600	8,866,908
340	Bureau of Motor Vehicles Commission					
	Project	BMVC System Planning	MVC	500,000	-	500,000
	R&R	Renovation of BMV Central Office	MVC	2,250,000	2,000,000	4,250,000
			Total	2,750,000	2,000,000	4,750,000
385	Department of Homeland Security					
	Project	Local Firefighter Training Facilities	GF	7,700,000	-	7,700,000
614	Chain O' Lakes Correctional Facility					
	PM	Preventive Maintenance	GF	58,650	58,650	117,300
615	Department of Correction					
	Project	Agency Wide Technology Upgrade	GF	5,196,103	5,196,103	10,392,206
616	North Central Juvenile Facility					
	PM	Preventive Maintenance	GF	58,650	58,650	117,300
	R&R	Logansport Juvenile Facility Roof Replacement	GF	-	405,000	405,000
			Total	58,650	463,650	522,300

Agn	Appropriation Name	Fund	FY 2023-2024	FY 2024-2025	Biennial Appropriation
Type	Project Title				
618	Miami Correctional Facility				
PM	Preventive Maintenance	GF	439,875	439,875	879,750
620	Indiana State Prison				
PM	Preventive Maintenance	GF	537,625	537,625	1,075,250
R&R	Offender Food Service Roof Replacement	GF	-	1,200,000	1,200,000
		Total	537,625	1,737,625	2,275,250
622	South Bend Work Release Center				
PM	Preventive Maintenance	GF	48,875	48,875	97,750
623	Heritage Trail Correctional Facility				
PM	Preventive Maintenance	GF	219,938	219,938	439,876
R&R	Heritage Trail HVAC	GF	-	350,000	350,000
R&R	Heritage Trail CF Powerhouse Modernization	GF	1,305,000	-	1,305,000
		Total	1,524,938	569,938	2,094,876
630	Pendleton Correctional Facility				
PM	Preventive Maintenance	GF	635,375	635,375	1,270,750
R&R	Pendleton CF Powerhouse Boiler Replacement	GF	4,220,000	-	4,220,000
		Total	4,855,375	635,375	5,490,750
635	Correctional Industrial Facility				
PM	Preventive Maintenance	GF	293,250	293,250	586,500
R&R	CIF Entry Door Replacement	GF	-	477,662	477,662
		Total	293,250	770,912	1,064,162
640	Women's Prison				
PM	Preventive Maintenance	GF	175,950	175,950	351,900
R&R	Fire Alarm System Replacement	GF	302,000	-	302,000
R&R	Main Power Feed Replacement	GF	764,356	-	764,356
		Total	1,242,306	175,950	1,418,256
645	New Castle Correctional Facility				
PM	Preventive Maintenance	GF	805,000	805,000	1,610,000
R&R	Food Service Floor	GF	-	300,000	300,000
		Total	805,000	1,105,000	1,910,000
650	Putnamville Correctional Facility				
PM	Preventive Maintenance	GF	430,100	430,100	860,200
R&R	Powerhouse Roof Replacement	GF	500,000	-	500,000

Agn	Appropriation Name		Fund	FY 2023-2024	FY 2024-2025	Biennial Appropriation
	Type	Project Title				
	R&R	Steam Line Replacement	GF	2,083,300	-	2,083,300
	R&R	Utility Tunnel Repair	GF	7,500,000	-	7,500,000
			Total	10,513,400	430,100	10,943,500
655	Pendleton	Juvenile Correctional Facility				
	PM	Preventive Maintenance	GF	146,625	146,625	293,250
661	LaPorte	Juvenile Correctional Facility				
	PM	Preventive Maintenance	GF	39,100	39,100	78,200
665	Wabash Valley	Correctional Facility				
	PM	Preventive Maintenance	GF	296,406	296,406	592,812
667	Madison	Correctional Facility				
	PM	Preventive Maintenance	GF	542,512	542,512	1,085,024
	R&R	Food Elevator Refurbishment	GF	-	190,000	190,000
			Total	542,512	732,512	1,275,024
675	Branchville	Correctional Facility				
	PM	Preventive Maintenance	GF	193,545	193,545	387,090
	R&R	Chiller Replacement	GF	-	202,000	202,000
			Total	193,545	395,545	589,090
680	Westville	Correctional Facility				
	PM	Preventive Maintenance	GF	508,300	508,300	1,016,600
685	Rockville	Correctional Facility for Women				
	PM	Preventive Maintenance	GF	244,375	244,375	488,750
690	Plainfield	Correctional Facility				
	PM	Preventive Maintenance	GF	305,469	305,469	610,938
	R&R	Water Heater Replacement	GF	-	383,250	383,250
	R&R	Roof Replacement	GF	-	1,394,160	1,394,160
	R&R	IHU Lock Replacement	GF	-	1,400,000	1,400,000
			Total	305,469	3,482,879	3,788,348
695	Reception and Diagnostic Center					
	PM	Preventive Maintenance	GF	102,638	102,638	205,276
	R&R	Main Door Replacement	GF	-	231,000	231,000
			Total	102,638	333,638	436,276
697	Edinburgh	Correctional Facility				
	PM	Preventive Maintenance	GF	39,100	39,100	78,200

Agn	Appropriation Name	Fund	FY 2023-2024	FY 2024-2025	Biennial
Type	Project Title				Appropriation
PUBLIC SAFETY Totals					
		GF	69,570,526	28,184,886	97,755,412
		IPSC	1,000,000	1,000,000	2,000,000
		MVC	2,750,000	2,000,000	4,750,000
		SCF	41,315,690	14,025,553	55,341,243
		TMSF	850,000	-	850,000
		Total	115,486,216	45,210,439	160,696,655

Agn	Appropriation Name	Fund	FY 2023-2024	FY 2024-2025	Biennial Appropriation
Type	Project Title				
CONSERVATION AND ENVIRONMENT					
300 Department of Natural Resources - General Administration					
PM	Preventive Maintenance	GF	108,500	108,500	217,000
Project	Division of Water Database Upgrade	GF	1,300,000	-	1,300,000
Project	Trails	GF	30,000,000	-	30,000,000
R&R	General Rehabilitation	SCF	2,900,917	2,900,917	5,801,834
R&R	Campground Enhancements	SCF	1,200,000	1,200,000	2,400,000
		Total	35,509,417	4,209,417	39,718,834
300 Enforcement					
PM	Preventive Maintenance	GF	297,000	297,000	594,000
R&R	Atterbury District 6 Law Headquarter Replacement	SCF	-	360,000	360,000
		Total	297,000	657,000	954,000
300 Fish and Wildlife					
PM	Preventive Maintenance	GF	1,705,000	1,705,000	3,410,000
300 State Parks and Reservoir Management					
PM	Preventive Maintenance	GF	4,490,000	4,490,000	8,980,000
Project	Lincoln Amphitheater	SCF	4,600,000	-	4,600,000
R&R	Various Inn Rehabilitation and Repairs	SCF	1,240,000	-	1,240,000
R&R	Various Pool Conversions and Repairs	SCF	1,000,000	1,000,000	2,000,000
		Total	11,330,000	5,490,000	16,820,000
300 Engineering Division					
PM	Preventive Maintenance	GF	30,000	30,000	60,000
R&R	Nasby Dam Renovation Phase II	SCF	900,000	-	900,000
R&R	Versailles Dam Renovation Phase I	SCF	-	450,000	450,000
		Total	930,000	480,000	1,410,000
300 Division of Water					
PM	Preventive Maintenance	GF	30,000	30,000	60,000
R&R	Outlet Structures Rehabilitation and Repairs	SCF	-	645,000	645,000
		Total	30,000	675,000	705,000
300 Forestry					
PM	Preventive Maintenance	GF	1,677,500	1,677,500	3,355,000
R&R	Resource Management	SCF	4,500,000	-	4,500,000
		Total	6,177,500	1,677,500	7,855,000
300 Nature Preserves					

Agn	Appropriation Name		Fund	FY 2023-2024	FY 2024-2025	Biennial Appropriation
	Type	Project Title				
	PM	Preventive Maintenance	GF	645,275	645,275	1,290,550
300 Entomology						
	PM	Preventive Maintenance	GF	151,250	151,250	302,500
303 Indiana State Museum and Historic Sites Corporation						
	PM	Preventive Maintenance	GF	645,029	709,532	1,354,561
	Project	Whitewater Canal Rehabilitation	GF	7,000,000	-	7,000,000
	R&R	Various Historic Sites - Repair and Rehabilitation	GF	397,500	433,000	830,500
	R&R	Statewide HVAC Modernization	GF	532,400	-	532,400
	R&R	Corydon - Repair and Rehabilitation	GF	654,500	-	654,500
	R&R	Capital Fundraising Match - R & R	GF	1,000,000	1,000,000	2,000,000
			Total	10,229,429	2,142,532	12,371,961
310 White River State Park Development Commission						
	PM	Preventive Maintenance	GF	469,250	469,250	938,500
	R&R	Pump House Renovation	GF	2,500,000	-	2,500,000
			Total	2,969,250	469,250	3,438,500
315 World War Memorial Commission						
	PM	Preventive Maintenance	GF	1,200,000	1,200,000	2,400,000
	R&R	Battle Flags Conservation	SCF	100,000	100,000	200,000
	R&R	Soldiers and Sailors Monument HVAC Upgrade	SCF	-	215,000	215,000
	R&R	Soldiers and Sailors Monument Facade Inspection and Repair	SCF	-	531,300	531,300
	R&R	Statues and Bronze Refurbishment	SCF	-	1,100,250	1,100,250
	R&R	Indiana War Memorial Electrical Updates	SCF	-	1,150,000	1,150,000
	R&R	General Repair and Rehabilitation	SCF	1,610,000	1,610,000	3,220,000
	R&R	Various Window Replacements	SCF	-	2,400,000	2,400,000
	R&R	Indiana War Memorial Life Safety Renovation III	SCF	-	2,900,000	2,900,000
	R&R	Soldier and Sailor Waterproofing Phase II	SCF	3,000,000	-	3,000,000
	R&R	Indiana War Memorial Plaza Waterproofing Phase II	SCF	8,120,000	-	8,120,000
			Total	14,030,000	11,206,550	25,236,550
325 Maumee River Basin Commission						
	R&R	Floodplain Management	GF	150,000	150,000	300,000
	R&R	Water Quality Improvements	GF	400,000	-	400,000
			Total	550,000	150,000	700,000
495 Department of Environmental Management						
	Project	IDEM Technology Imp Projects	GF	5,500,000	-	5,500,000

CONSERVATION AND ENVIRONMENT Totals

Agn	Appropriation Name				Biennial
Type	Project Title	Fund	FY 2023-2024	FY 2024-2025	Appropriation
		GF	60,883,204	13,096,307	73,979,511
		SCF	29,170,917	16,562,467	45,733,384
		Total	90,054,121	29,658,774	119,712,895

Agn	Appropriation Name	Fund	FY 2023-2024	FY 2024-2025	Biennial
Type	Project Title				Appropriation
ECONOMIC DEVELOPMENT					
260 Indiana Economic Development Corporation					
Project	Site Acquisition Strategies	GF	150,000,000	-	150,000,000
Project	READI 2.0	GF	250,000,000	250,000,000	500,000,000
		Total	400,000,000	250,000,000	650,000,000
510 Department of Workforce Development					
PM	Preventive Maintenance	ESS	250,000	250,000	500,000
Project	Applied Workforce Data Initiative	GF	4,000,000	4,000,000	8,000,000
		Total	4,250,000	4,250,000	8,500,000
878 Indiana State Fair Board					
PM	Preventive Maintenance	GF	1,201,750	1,201,750	2,403,500
Project	Pioneer Village Renovation State Match	SCF	1,000,000	-	1,000,000
Project	Perimeter Fence Line Project	SCF	9,000,000	-	9,000,000
Project	Fairgrounds Entry and Indoor Track	SCF	19,797,627	-	19,797,627
R&R	DDC Control Implementation	GF	211,200	-	211,200
R&R	Ventilation Repairs and Replacement	GF	-	300,000	300,000
R&R	Plumbing and Sewer Repair	GF	-	306,812	306,812
R&R	Campus ADA Enhancements	GF	-	368,192	368,192
R&R	Electrical Repairs to Switches and Devices	GF	-	400,000	400,000
R&R	Electrical Upgrades	GF	628,100	-	628,100
R&R	South Pavilion LED Conversion	GF	-	1,000,000	1,000,000
R&R	Building Envelope Repair and Replacement	GF	-	1,083,632	1,083,632
R&R	Blue Ribbon Pavilion Roof Replacement	GF	1,518,000	-	1,518,000
R&R	HVAC Replacements	GF	1,739,100	-	1,739,100
R&R	LED Lighting Enhancements	GF	2,325,400	-	2,325,400
		Total	37,421,177	4,660,386	42,081,563
ECONOMIC DEVELOPMENT Totals					
		GF	411,412,350	258,660,386	1,328,283,936
		ESS	250,000	250,000	500,000
		SCF	29,797,627	-	29,797,627
		Total	441,459,977	258,910,386	1,358,581,563
TRANSPORTATION					
800 Department of Transportation					
PM	Preventive Maintenance	SHF	2,548,000	2,548,000	5,096,000
Project	Capital Land Purchase	SHF	250,000	250,000	500,000
Project	A&E Fee for Jasper Unit/Salt Building	SHF	-	500,000	500,000
Project	A&E Fee Frankfort Subdistrict Renovation	SHF	-	510,000	510,000

Agn	Appropriation Name		Fund	FY 2023-2024	FY 2024-2025	Biennial Appropriation
	Type	Project Title				
	Project	A&E Fee Gary Unit/Salt Building	SHF	580,000	-	580,000
	Project	InCORS System	GF	900,000	-	900,000
	Project	INDOT Radios	SHF	3,000,000	-	3,000,000
	Project	Const. of the Roselawn Unit/Salt Building	SHF	9,800,000	-	9,800,000
	Project	Const. of the Gary Unit/Salt Building	SHF	-	11,600,000	11,600,000
	R&R	Repair and Rehabilitation	SHF	2,500,000	2,500,000	5,000,000
	R&R	Indianapolis TMC MEP Renovation Phase II	SHF	-	2,500,000	2,500,000
	R&R	Indianapolis TMC MEP Renovation Phase I	SHF	4,030,000	-	4,030,000
	R&R	Bluffton Subdistrict Renovation	SHF	9,600,000	-	9,600,000
			Total	33,208,000	20,408,000	53,616,000

TRANSPORTATION Totals

GF	900,000	-	900,000
SHF	32,308,000	20,408,000	-
Total	33,208,000	20,408,000	900,000

HEALTH AND HUMAN SERVICES

160 Department of Veterans' Affairs

PM	Preventive Maintenance	GF	69,700	69,700	139,400
----	------------------------	----	--------	--------	---------

400 State Department of Health

Project	Public Health Emergency Radios	TMSF	475,000	-	475,000
---------	--------------------------------	------	---------	---	---------

410 Division of Mental Health

R&R	LSH and MSH Building Demolition	GF	3,018,010	-	3,018,010
-----	---------------------------------	----	-----------	---	-----------

415 Evansville Psychiatric Children's Center

PM	Preventive Maintenance	GF	36,500	36,500	73,000
----	------------------------	----	--------	--------	--------

425 Evansville State Hospital

PM	Preventive Maintenance	GF	391,162	391,162	782,324
R&R	ESH Road Lighting	GF	-	261,200	261,200
R&R	ESH Rip Rap Phase II	GF	454,780	-	454,780
		Total	845,942	652,362	1,498,304

430 Madison State Hospital

PM	Preventive Maintenance	GF	464,104	464,104	928,208
R&R	MSH Window and Soffit Repair	GF	-	249,900	249,900
		Total	464,104	714,004	1,178,108

Agn	Appropriation Name		Fund	FY 2023-2024	FY 2024-2025	Biennial Appropriation
	Type	Project Title				
435 Logansport State Hospital						
	PM	Preventive Maintenance	GF	491,572	491,572	983,144
	Project	LSH Steam Plant Decommissioning	SCF	-	5,868,940	5,868,940
	R&R	LSH Overhead Door Replacement	GF	-	97,214	97,214
	R&R	LSH F Building Generator Upgrade	GF	296,393	-	296,393
	R&R	LSH Laundry Roof Replacement	GF	612,600	-	612,600
	R&R	LSH Security Cameras	GF	-	1,000,000	1,000,000
			Total	1,400,565	7,457,726	8,858,291
440 Richmond State Hospital						
	PM	Preventive Maintenance	GF	550,000	550,000	1,100,000
	R&R	RSH Powerhouse Secondary Fuel Line	GF	35,000	-	35,000
	R&R	RSH 422B Floor Replacement	GF	-	75,000	75,000
	R&R	RSH Water Line Replacement	GF	-	85,000	85,000
	R&R	RSH Fuel Tank Replacement	GF	-	200,000	200,000
	R&R	RSH Tunnel Repairs	GF	-	250,000	250,000
	R&R	RSH Roof Repair and Replacement	GF	1,500,000	-	1,500,000
			Total	2,085,000	1,160,000	3,245,000
451 Neuro Diagnostic Institute						
	PM	Preventive Maintenance	GF	475,810	475,810	951,620
550 Indiana School for the Blind and Visually Impaired						
	PM	Preventive Maintenance	GF	750,000	750,000	1,500,000
560 Indiana School for the Deaf						
	PM	Preventive Maintenance	GF	750,000	750,000	1,500,000
570 Indiana Veterans' Home						
	PM	Preventive Maintenance	VHG	637,500	637,500	1,275,000
	Project	Key Card Access System	VHG	350,000	-	350,000
	R&R	General Repair and Rehabilitation	VHG	250,000	250,000	500,000
			Total	1,237,500	887,500	2,125,000
HEALTH AND HUMAN SERVICES Totals						
			GF	9,895,631	6,197,162	16,092,793
			TMSF	475,000	-	475,000
			SCF	-	5,868,940	5,868,940
			VHG	1,237,500	887,500	2,125,000
			Total	11,608,131	12,953,602	24,561,733

Agn	Appropriation Name	Fund	FY 2023-2024	FY 2024-2025	Biennial Appropriation
Type	Project Title				
EDUCATION					
710	Ivy Tech Community College				
R&R	Repair and Rehabilitation	GF	4,468,850	4,468,850	8,937,700
719	Commission for Higher Education				
Project	Heartland/Anderson Scholar House	PBTS	2,000,000	-	2,000,000
Project	College Success Program	GF	2,500,000	2,500,000	5,000,000
Project	Martin University	GF	2,500,000	2,500,000	5,000,000
		Total	7,000,000	5,000,000	12,000,000
750	Indiana University				
R&R	Regional Deferred Maintenance	GF	-	9,775,862	9,775,862
R&R	Repair and Rehabilitation	GF	18,886,280	18,886,280	37,772,560
		Total	18,886,280	28,662,142	47,548,422
760	Purdue University				
R&R	Regional Deferred Maintenance	GF	-	4,224,138	4,224,138
R&R	Repair and Rehabilitation	GF	15,101,111	15,101,111	30,202,222
		Total	15,101,111	19,325,249	34,426,360
770	Indiana State University				
R&R	Repair and Rehabilitation	GF	1,932,790	1,932,790	3,865,580
775	University of Southern Indiana				
R&R	Repair and Rehabilitation	GF	1,483,291	1,483,291	2,966,582
780	Ball State University				
R&R	Repair and Rehabilitation	GF	3,921,090	3,921,090	7,842,180
790	Vincennes University				
R&R	Repair and Rehabilitation	GF	1,227,440	1,227,440	2,454,880
EDUCATION Totals					
		GF	52,020,852	66,020,852	118,041,704
		PBTS	2,000,000	-	2,000,000
		Total	54,020,852	66,020,852	120,041,704

Agn	Appropriation Name		Fund	FY 2023-2024	FY 2024-2025	Biennial
Type	Project Title					Appropriation
GRAND TOTAL						
			GF	1,014,019,843	725,585,821	1,739,605,664
			ESS	250,000	250,000	500,000
			IPSC	1,000,000	1,000,000	2,000,000
			MVC	2,750,000	2,000,000	4,750,000
			PBTS	5,000,000	-	5,000,000
			SCF	109,784,234	36,456,960	146,241,194
			SHF	32,308,000	20,408,000	52,716,000
			TMSF	4,325,000	-	4,325,000
			VHG	1,237,500	887,500	2,125,000
			Total	1,170,674,577	786,588,281	1,957,262,858

General Fund Construction Project List

05-17-2023

		Budget	Budget	Budget	
	Project Title	FY24	FY25	Biennium	
LEASES					
C2600-057 State Budget Agency - Leases	LS 02	Stadium Lease Rental	43,096,463	43,296,713	86,393,176
	LS 03	Convention Center Lease Rental Neuro-Diagnostic Inst Capital	16,934,762	17,182,512	34,117,274
C0610-061 Department of Administration	LS 01	Lease	12,385,420	12,385,541	24,770,961
Total Leases	Total		72,416,645	72,864,766	145,281,411

PREVENTIVE MAINTENANCE

C0610-061 Department of Administration	PM 01	Preventive Maintenance	6,471,634	7,026,466	13,498,100
C8780-878 Indiana State Fair	PM 01	Preventive Maintenance	1,201,750	1,201,750	2,403,500
C1000-100 Indiana State Police	PM 01	Preventive Maintenance	1,588,022	2,205,674	3,793,696
C1030-103 Law Enforcement Training Board	PM 01	Preventive Maintenance	230,000	230,000	460,000
C1100-110 Adjutant General	PM 01	Preventive Maintenance	1,941,079	1,941,079	3,882,158
C6140-614 Chain O' Lakes Correctional Facility	PM 01	Preventive Maintenance	58,650	58,650	117,300
C6160-616 North Central Juvenile Correctional Facility	PM 01	Preventive Maintenance	58,650	58,650	117,300
C6180-618 Miami Correctional Facility	PM 01	Preventive Maintenance	439,875	439,875	879,750
C6200-620 State Prison	PM 01	Preventive Maintenance	537,625	537,625	1,075,250
C6220-622 South Bend Work Release Center	PM 01	Preventive Maintenance	48,875	48,875	97,750
C6230-623 Heritage Trail Correctional Facility	PM 01	Preventive Maintenance	219,938	219,938	439,876
C6300-630 Pendleton Correctional Facility	PM 01	Preventive Maintenance	635,375	635,375	1,270,750
C6350-635 Correctional Industrial Facility	PM 01	Preventive Maintenance	293,250	293,250	586,500
C6400-640 Women's Prison	PM 01	Preventive Maintenance	175,950	175,950	351,900
C6450-645 New Castle Correctional Facility	PM 01	Preventive Maintenance	805,000	805,000	1,610,000
C6500-650 Putnamville Correctional Facility	PM 01	Preventive Maintenance	430,100	430,100	860,200
C6550-655 Pendleton Juvenile Correctional Facility	PM 01	Preventive Maintenance	146,625	146,625	293,250
C6610-661 LaPorte Juvenile Correctional Facility	PM 01	Preventive Maintenance	39,100	39,100	78,200
C6650-665 Wabash Valley Correctional Facility	PM 01	Preventive Maintenance	296,406	296,406	592,812
C6670-667 Madison Correctional Facility	PM 01	Preventive Maintenance	542,512	542,512	1,085,024
C6750-675 Branchville Correctional Facility	PM 01	Preventive Maintenance	193,545	193,545	387,090
C6800-680 Westville Correctional Facility	PM 01	Preventive Maintenance	508,300	508,300	1,016,600
C6850-685 Rockville Correctional Facility	PM 01	Preventive Maintenance	244,375	244,375	488,750
C6900-690 Plainfield Correctional Facility	PM 01	Preventive Maintenance	305,469	305,469	610,938
C6950-695 Reception and Diagnostic Center	PM 01	Preventive Maintenance	102,638	102,638	205,276
C6970-697 Edinburgh Correctional Facility	PM 01	Preventive Maintenance	39,100	39,100	78,200

General Fund Construction Project List

Project Title	Budget	Budget	Budget	Biennium	
					FY24
C2860-286 Integrated Public Safety Commission	PM 01	Preventive Maintenance	500,000	500,000	1,000,000
C3000-300 Department of Natural Resources - General Administration	PM 01	Preventive Maintenance	108,500	108,500	217,000
C3010-300 Enforcement	PM 01	Preventive Maintenance	297,000	297,000	594,000
C3020-300 Fish and Wildlife	PM 01	Preventive Maintenance	1,705,000	1,705,000	3,410,000
C3030-300 State Parks and Reservoir Management	PM 01	Preventive Maintenance	4,490,000	4,490,000	8,980,000
C3060-300 Division of Water	PM 01	Preventive Maintenance	30,000	30,000	60,000
C3090-300 Forestry	PM 01	Preventive Maintenance	1,677,500	1,677,500	3,355,000
C3160-300 Nature Preserves	PM 01	Preventive Maintenance	645,275	645,275	1,290,550
C3290-300 Entomology	PM 01	Preventive Maintenance	151,250	151,250	302,500
C3050-300 Engineering Division	PM 01	Preventive Maintenance	30,000	30,000	60,000
C0303-303 Indiana State Museum and Historic Sites Corporation	PM 01	Preventive Maintenance	645,029	709,532	1,354,561
C3100-310 White River State Park	PM 01	Preventive Maintenance	469,250	469,250	938,500
C3150-315 War Memorials Commission	PM 01	Preventive Maintenance	1,200,000	1,200,000	2,400,000
C4150-415 Evansville Psychiatric Children's Center	PM 01	Preventive Maintenance	36,500	36,500	73,000
C4250-425 Evansville State Hospital	PM 01	Preventive Maintenance	391,162	391,162	782,324
C4300-430 Madison State Hospital	PM 01	Preventive Maintenance	464,104	464,104	928,208
C4350-435 Logansport State Hospital	PM 01	Preventive Maintenance	491,572	491,572	983,144
C4400-440 Richmond State Hospital	PM 01	Preventive Maintenance	550,000	550,000	1,100,000
C4510-451 Neuro Diagnostic Institute	PM 01	Preventive Maintenance	475,810	475,810	951,620
C5500-550 School for the Blind and Visually Impaired	PM 01	ISB PM	750,000	750,000	1,500,000
C5600-560 School for the Deaf	PM 01	Preventive Maintenance	750,000	750,000	1,500,000
C1600-160 Department of Veterans' Affairs	PM 01	Preventive Maintenance	69,700	69,700	139,400
Total Preventive Maintenance	Total		33,481,495	34,718,482	68,199,977

REPAIR AND REHABILITATION

C0610-061 Department of Administration	RR 01	Indiana State House Roof Repair and Rehabilitation	12,500,000	0	12,500,000
	RR 02	Indiana State Library Exterior Rehabilitation - Phase III	2,200,000	0	2,200,000
	RR 04	Indiana State House - HVAC Controls	0	720,000	720,000
	RR 05	Indiana State House - Elevator Rehabilitation	0	673,000	673,000
	RR 07	IDOA Campus - Wide General R&R	1,689,365	2,968,560	4,657,925
	RR 08	Long Term Capital General R&R - Parking Garages	1,942,380	1,942,380	3,884,760
	RR 09	Long Term Capital General R&R - IGCN	2,642,376	2,642,376	5,284,752

General Fund Construction Project List

05-17-2023

	Budget	Budget	Budget		
Project Title	FY24	FY25	Biennium		
RR 10	Long Term Capital General R&R - IGCS	2,042,376	2,042,376	4,084,752	
RR 11	Long Term Capital General R&R - Toxicology Laboratory	1,582,380	1,582,380	3,164,760	
RR 12	Long Term Capital General R&R - Indiana State Museum	2,014,380	2,014,380	4,028,760	
RR 13	Long Term Capital General R&R - Pendleton Juvenile CF	1,144,896	1,144,896	2,289,792	
RR 14	Long Term Capital General R&R - Rockville CF	1,162,380	1,162,380	2,324,760	
RR 15	Long Term Capital General R&R - Wabash Valley CF	2,042,376	2,042,376	4,084,752	
RR 16	Long Term Capital General R&R - New Castle CF	2,342,376	2,342,376	4,684,752	
RR 17	Long Term Capital General R&R - Logansport State Hospital	1,312,380	1,312,380	2,624,760	
RR 18	Long Term Capital General R&R - Southeast Regional State Hospital	1,621,380	1,621,380	3,242,760	
RR 19	Long Term Capital General R&R - Evansville State Hospital	1,402,380	1,402,380	2,804,760	
RR 20	Long Term Capital General R&R - Miami CF	1,343,376	1,343,376	2,686,752	
C8780-878 Indiana State Fair	RR 01	LED Lighting Enhancements	2,325,400	0	2,325,400
	RR 02	Blue Ribbon Pavilion Roof Replacement	1,518,000	0	1,518,000
	RR 03	DDC Control Implementation	211,200	0	211,200
	RR 04	Electrical Upgrades	628,100	0	628,100
	RR 05	Electrical Repairs to Switches and Devices	0	400,000	400,000
	RR 06	Ventilation Repairs and Replacement	0	300,000	300,000
	RR 07	HVAC Replacements	1,739,100	0	1,739,100
	RR 08	Campus ADA Enhancements	0	368,192	368,192
	RR 09	South Pavilion LED Conversion	0	1,000,000	1,000,000
	RR 10	Plumbing and Sewer Repair	0	306,812	306,812
	RR 11	Building Envelope Repair and Replacement	0	1,083,632	1,083,632
C6160-616 North Central Juvenile Correctional Facility	RR 01	Logansport Juvenile Facility Roof Replacement	0	405,000	405,000
C6200-620 State Prison	RR 01	Offender Food Service Roof Replacement	0	1,200,000	1,200,000
C6230-623 Heritage Trail Correctional Facility	RR 01	Heritage Trail CF Powerhouse Modernization	1,305,000	0	1,305,000
	RR 02	Heritage Trail HVAC	0	350,000	350,000

General Fund Construction Project List

		Project Title	Budget	Budget	Budget
			FY24	FY25	Biennium
C6300-630 Pendleton Correctional Facility	RR 01	Pendleton CF Powerhouse Boiler Replacement	4,220,000	0	4,220,000
C6350-635 Correctional Industrial Facility	RR 01	CIF Entry Door Replacement	0	477,662	477,662
C6400-640 Women's Prison	RR 01	Main Power Feed Replacement	764,356	0	764,356
	RR 02	Fire Alarm System Replacement	302,000	0	302,000
C6450-645 New Castle Correctional Facility	RR 01	Food Service Floor	0	300,000	300,000
C6500-650 Putnamville Correctional Facility	RR 01	Utility Tunnel Repair	7,500,000	0	7,500,000
	RR 02	Steam Line Replacement	2,083,300	0	2,083,300
	RR 03	Powerhouse Roof Replacement	500,000	0	500,000
C6670-667 Madison Correctional Facility	RR 01	Food Elevator Refurbishment	0	190,000	190,000
C6750-675 Branchville Correctional Facility	RR 01	Chiller Replacement	0	202,000	202,000
C6900-690 Plainfield Correctional Facility	RR 01	Roof Replacement	0	1,394,160	1,394,160
	RR 02	Water Heater Replacement	0	383,250	383,250
	RR 03	IHU Lock Replacement	0	1,400,000	1,400,000
C6950-695 Reception and Diagnostic Center	RR 01	Main Door Replacement	0	231,000	231,000
C2860-286 Integrated Public Safety Commission	RR 01	Radio Tower Repair and Rehabilitation	4,576,360	0	4,576,360
	RR 02	HVAC System Upgrade	416,000	457,600	873,600
	RR 03	Fiber Conversion	247,404	0	247,404
	RR 04	Motorola Base Station	169,544	0	169,544
C0303-303 Indiana State Museum and Historic Sites Corporation	RR 01	Capital Fundraising Match - R & R	1,000,000	1,000,000	2,000,000
	RR 02	Statewide HVAC Modernization	532,400	0	532,400
	RR 03	Corydon - Repair and Rehabilitation	654,500	0	654,500
	RR 04	Various Historic Sites - Repair and Rehabilitation	397,500	433,000	830,500
C3100-310 White River State Park	RR 01	Pump House Renovation	2,500,000	0	2,500,000
C3250-325 Maumee River Basin Commission	RR 01	Water Quality Improvements	400,000	0	400,000
	RR 02	Floodplain Management	150,000	150,000	300,000
C4100-410 FSSA - Division of Mental Health	RR 01	LSH and MSH Building Demolition	3,018,010	0	3,018,010
C4250-425 Evansville State Hospital	RR 01	ESH Rip Rap Phase II	454,780	0	454,780
	RR 02	ESH Road Lighting	0	261,200	261,200
C4300-430 Madison State Hospital	RR 01	MSH Window and Soffit Repair	0	249,900	249,900
C4350-435 Logansport State Hospital	RR 02	LSH Laundry Roof Replacement	612,600	0	612,600
	RR 03	LSH F Building Generator Upgrade	296,393	0	296,393
	RR 06	LSH Security Cameras	0	1,000,000	1,000,000

General Fund Construction Project List

05-17-2023

		Budget	Budget	Budget	
		Project Title	FY24	FY25	Biennium
	RR 07	LSH Overhead Door Replacement	0	97,214	97,214
C4400-440 Richmond State Hospital	RR 01	RSH Roof Repair and Replacement	1,500,000	0	1,500,000
	RR 02	RSH Powerhouse Secondary Fuel Line	35,000	0	35,000
	RR 04	RSH 422B Floor Replacement	0	75,000	75,000
	RR 06	RSH Fuel Tank Replacement	0	200,000	200,000
	RR 07	RSH Tunnel Repairs	0	250,000	250,000
	RR 09	RSH Water Line Replacement	0	85,000	85,000
C7100-710 Ivy Tech Community College - Repair and Rehabilitation	RR 01	Repair and Rehabilitation	4,468,850	4,468,850	8,937,700
C7500-750 Indiana University - Repair and Rehabilitation	RR 01	Repair and Rehabilitation	18,886,280	18,886,280	37,772,560
	RR 02	Regional Deferred Maintenance	0	9,775,862	9,775,862
C7600-760 Purdue University - Repair and Rehabilitation	RR 01	Repair and Rehabilitation	15,101,111	15,101,111	30,202,222
	RR 02	Regional Deferred Maintenance	0	4,224,138	4,224,138
C7700-770 Indiana State University - Repair and Rehabilitation	RR 01	Repair and Rehabilitation	1,932,790	1,932,790	3,865,580
C7750-775 University of Southern Indiana - Repair and Rehabilitation	RR 01	Repair and Rehabilitation	1,483,291	1,483,291	2,966,582
C7800-780 Ball State University - Repair and Rehabilitation	RR 01	Repair and Rehabilitation	3,921,090	3,921,090	7,842,180
C7900-790 Vincennes University - Repair and Rehabilitation	RR 01	Repair and Rehabilitation	1,227,440	1,227,440	2,454,880
Total Repair and Rehabilitation	Total		126,062,600	102,228,470	228,291,070

LINE ITEM

C2150-215 Department of Local Government Finance	LI 01	PPOP-IN Ongoing Funding	135,000	135,000	270,000
	LI 02	Budget Form Application	440,000	0	440,000
	LI 03	State Distribution PP App	175,000	0	175,000
	LI 04	Technical Debt Resolution	243,000	243,000	486,000
	LI 05	Property Tax Billing Model Enterprise Financial System	470,000	0	470,000
C0570-057 State Budget Agency	LI 02	Planning	1,000,000	0	1,000,000
	LI 03	Statewide Deferred Maintenance	75,000,000	75,000,000	150,000,000
	LI 05	Indiana Motorsports Commission	7,000,000	7,000,000	14,000,000
	LI 06	Water Infrastructure Assistance Residential Housing Infrastr.	20,000,000	20,000,000	40,000,000
	LI 07	Assistance	50,000,000	25,000,000	75,000,000
	LI 08	Lake Michigan Erosion Study	1,000,000	0	1,000,000
	LI 10	Airport Improvement	26,000,000	0	26,000,000
	LI 11	Amateur Sports Facility	0	89,000,000	89,000,000

General Fund Construction Project List

05-17-2023

		Budget	Budget	Budget	
	Project Title	FY24	FY25	Biennium	
	LI 12	NW Indiana Law Enforcement Academy	5,000,000	0	5,000,000
	LI 13	Judicial Building A&E	5,000,000	0	5,000,000
	LI 14	Origin Park	37,500,000	0	37,500,000
	LI 15	Busseron Creek Conservation Project	1,900,000	0	1,900,000
	LI 16	Northern IN Regional Economic Dev	30,000,000	0	30,000,000
	LI 17	Northeast IN Regional Economic Dev.	30,000,000	0	30,000,000
	LI 18	Orthopedic Industry Retention Initiative	0	30,000,000	30,000,000
	LI 20	MAAC Firefighter Regional Training	200,000	200,000	400,000
C0770-077	LI 01	Office of Administrative Law Proceedings	190,000	0	190,000
C1000-100	LI 02	Indiana State Police Law Enforcement Radios Victim's Compensation System Upgrade	23,250,000	0	23,250,000
C3200-032	LI 01	Criminal Justice Institute	800,000	0	800,000
C1030-103	LI 01	Law Enforcement Training Board FF&E for the Renovated Academy	0	5,000,000	5,000,000
C6150-615	LI 01	Department of Correction Agency Wide Technology Upgrade	5,196,103	5,196,103	10,392,206
C2500-250	LI 01	Professional Licensing Agency Call Center Build-Out	160,000	0	160,000
C3850-385	LI 01	Department of Homeland Security Local Firefighter Training Facilities	7,700,000	0	7,700,000
C3000-300	LI 01	Department of Natural Resources - General Administration Trails	30,000,000	0	30,000,000
	LI 05	Division of Water Database Upgrade	1,300,000	0	1,300,000
C0303-303	LI 01	Indiana State Museum and Historic Sites Corporation Whitewater Canal Rehabilitation	7,000,000	0	7,000,000
C4950-495	LI 01	Department of Environmental Management IDEM Technology Imp Projects	5,500,000	0	5,500,000
C5100-510	LI 01	Department of Workforce Development Applied Workforce Data Initiative	4,000,000	4,000,000	8,000,000
C2600-260	LI 01	Indiana Economic Development Corporation READI 2.0	250,000,000	250,000,000	500,000,000
	LI 02	Site Acquisition Strategies	150,000,000	0	150,000,000
C8000-800	LI 12	Department of Transportation - Buildings and Grounds InCORS System	900,000	0	900,000
C7190-719	LI 01	Commission for Higher Education College Success Program	2,500,000	2,500,000	5,000,000
	LI 03	Martin University	2,500,000	2,500,000	5,000,000
Total Line Item		Total	782,059,103	515,774,103	1,297,833,206
Total General Fund Construction		Total	1,014,019,843	725,585,821	1,739,605,664

(This page intentionally left blank.)