



2025

Unarmed Response to an Active  
Shooter Event - Schools

# DISCLAIMER



This slide presentation is offered as a free guide to Indiana educational institutions by the Indiana State Police. The Indiana State Police Department is solely responsible for the content of this guide.

The program simply offers examples of prevention strategies and response options that may be exercised in an “Active Shooter Event”. This program is not intended to comprise a complete program for preventing and responding to an active shooter event, nor is it meant to serve as a substitute for expert advice provided by local law enforcement, as well as medical, psychiatric and legal personnel.

The material provided in this presentation is only intended to serve as a supplement to your organization’s comprehensive safety program. While effort has been made to ensure the accuracy of this information, no guarantee of accuracy or completeness is offered or implied. The Indiana State

Police does hereby specifically disclaim any liability to any person or entity for alleged harm or damages resulting from the use or misuse of the information contained herein. The Indiana State Police does hereby disclaim any-and-all liability to any party for direct, indirect, implied, punitive, special, incidental or other inconsequential damages arising directly or indirectly from any use of the ‘PowerPoint’ and or ‘Video’ content, or implementation of its strategies or response options, which is provided as is without warranty.

# What is an Active Shooter?



One or more subjects who participate in a random or systematic act(s) of violence demonstrating the intent to continuously inflict death or serious bodily injury on another person(s) and does so while having access to additional potential victims.

**D  
A  
T  
A**

**2  
0  
2  
4**

**V  
I  
C  
T  
I  
M  
S**

# **School Shooting Information**

**1966-2025**



# How Do We Prepare?



## THE INDIANA STATE POLICE MODEL

*Prevention*

*Escape*

*Lockdown*

*Fight*



# Possible Pre-Event Behavior Clues

Note: This is not a complete list of all warning signs.



# POTENTIAL Stressors or Triggers



## ***Prevention***

***Escape***

***Lockdown***

***Fight***

DISCIPLINE

**AT SCHOOL**



# CONFLICT

WITH CLASSMATES / STAFF / PARENTS



rejection

**RESULTING IN ISOLATION**



mistreatment

**BY A PEER GROUP – REAL OR PERCEIVED**



LOSS

**OF SOCIAL SUPPORT SYSTEM(S)**




**Further Potential**

**Emotional / Mental Health**

**Observations**

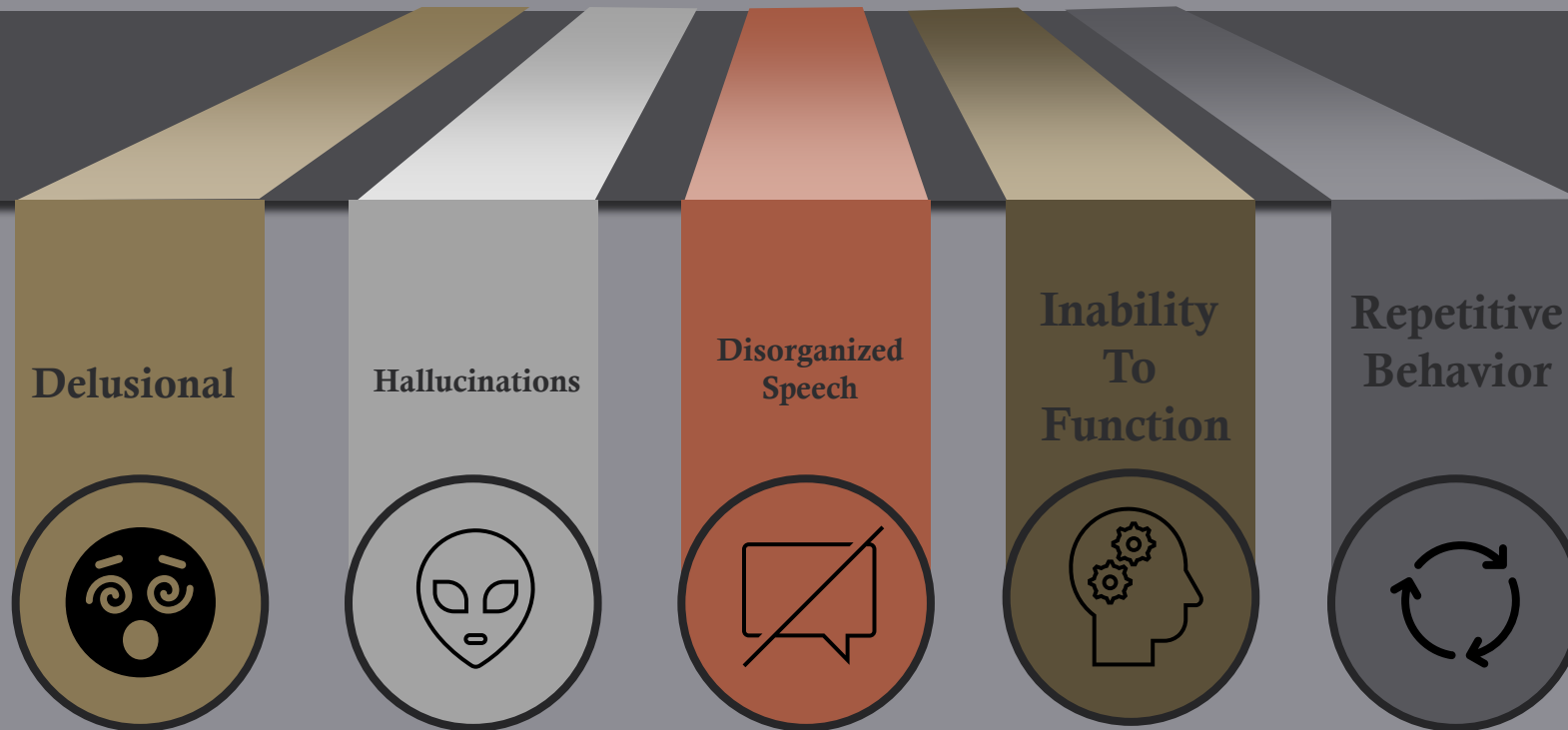
# Depression



# Psychopathic Behavior



# Schizophrenia



# Advice for Educators

Please pay attention to your students when these stressors, triggers, personality observations occur.

If you observed a strange or negative response to one of these triggers, please seek further assistance with this student.

Our best defense is **prevention** and helping our students before they potentially turn into an active shooter.

Prevention - Escape - Lockdown - Fight



W  
H  
I  
T  
E

Y  
E  
L  
L  
O  
W

O  
R  
A  
N  
G  
E

R  
E  
D

# Cooper's Color Code

**Preparation / Awareness**



# Understanding Active Shooter Events



## Active Shooter's Attack Tactics

Opportunistic

Looks for Easy Targets

Attacks Victims as They are Encountered

May Have Specific Target

May Attack Randomly

Takes Paths of Least Resistance



## Active Shooter Event Characteristics

44% Last Less Than 1 Minute

24% Last Less Than 2 Minutes

# ISP's PROGRAM



***Prevention***  
***Escape***  
***Lockdown***  
***Fight***

# OTHER PROGRAMS

**RE**



# OTHER PROGRAMS

# **ALICE**

TRAINING INSTITUTE

**ALICE**<sup>®</sup>  
TRAINING INSTITUTE

**ALERT**  
Initial Alert may be a gunshot, PA announcement, etc...  
Avoid code words.

**LOCKDOWN**  
If Evacuation is not a safe option, barricade entry points.  
Prepare to Evacuate or Counter if needed.

**INFORM**  
Communicate real time information on shooter location.  
Use clear and direct language using any communication means possible.

**COUNTER**  
As a last resort, distract shooters ability to shoot accurately.  
Move toward exits while making noise, throwing objects, or adults swarm shooter.

**EVACUATE**  
Run from danger when safe to do so using non-traditional exits if necessary. Rallying point should be predetermined.

AliceTraining.com

# OTHER PROGRAMS



**Avoid. Deny. Defend.**



THESE PROGRAMS ALL HAVE A SIMILAR MESSAGE:

- 1) PRESERVATION OF LIFE
- 2) OPTIONS DURING AN ATTACK
- 3) GIVING YOU A PLAN



**HAVE A PLAN AND BE AWARE OF YOUR SURROUNDINGS**

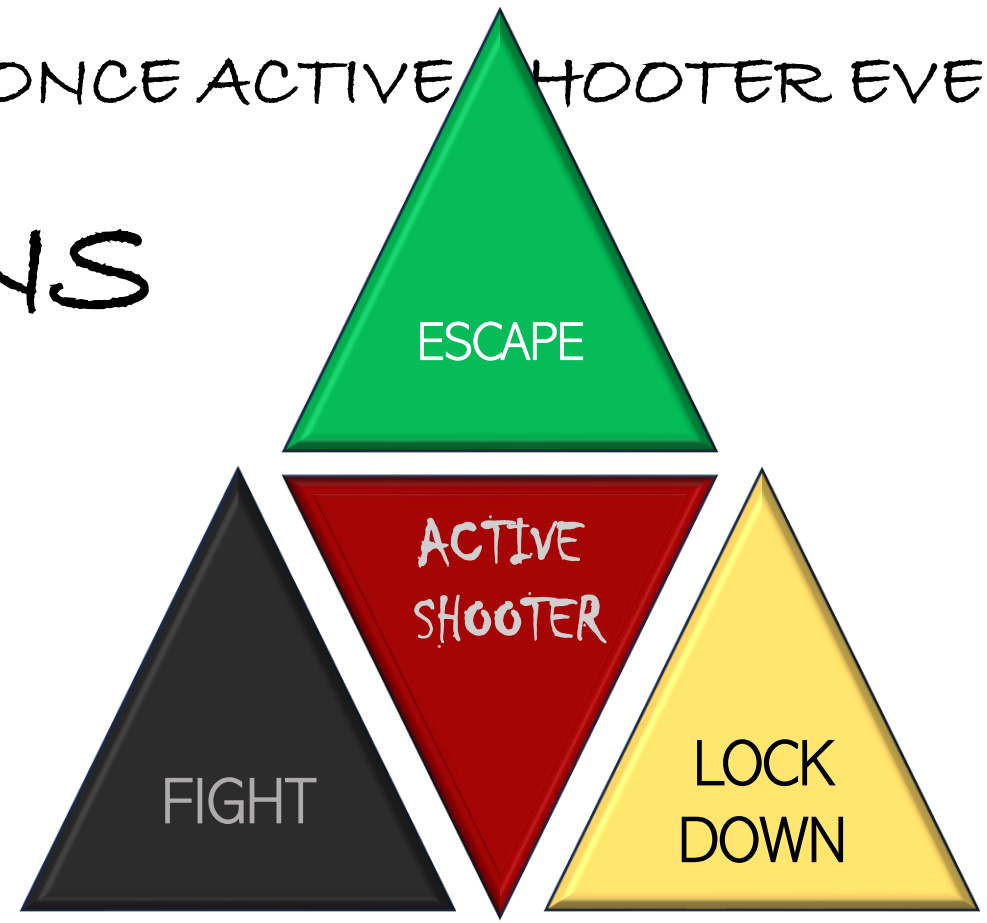
# OPTIONS ONCE ACTIVE SHOOTER EVENT BEGINS



ACTIVE  
SHOOTER

OPTIONS ONCE ACTIVE SHOOTER EVENT BEGINS

OPTIONS

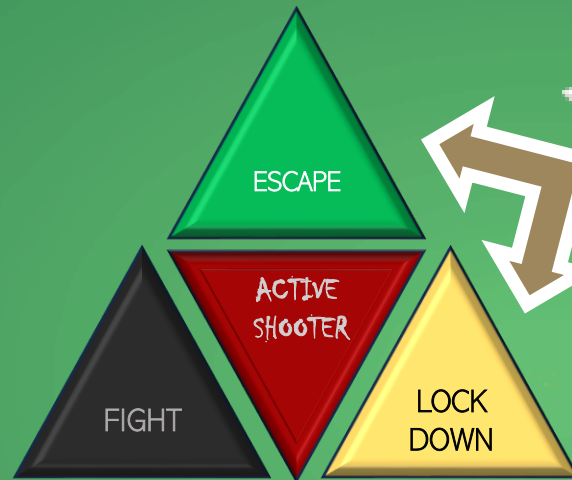


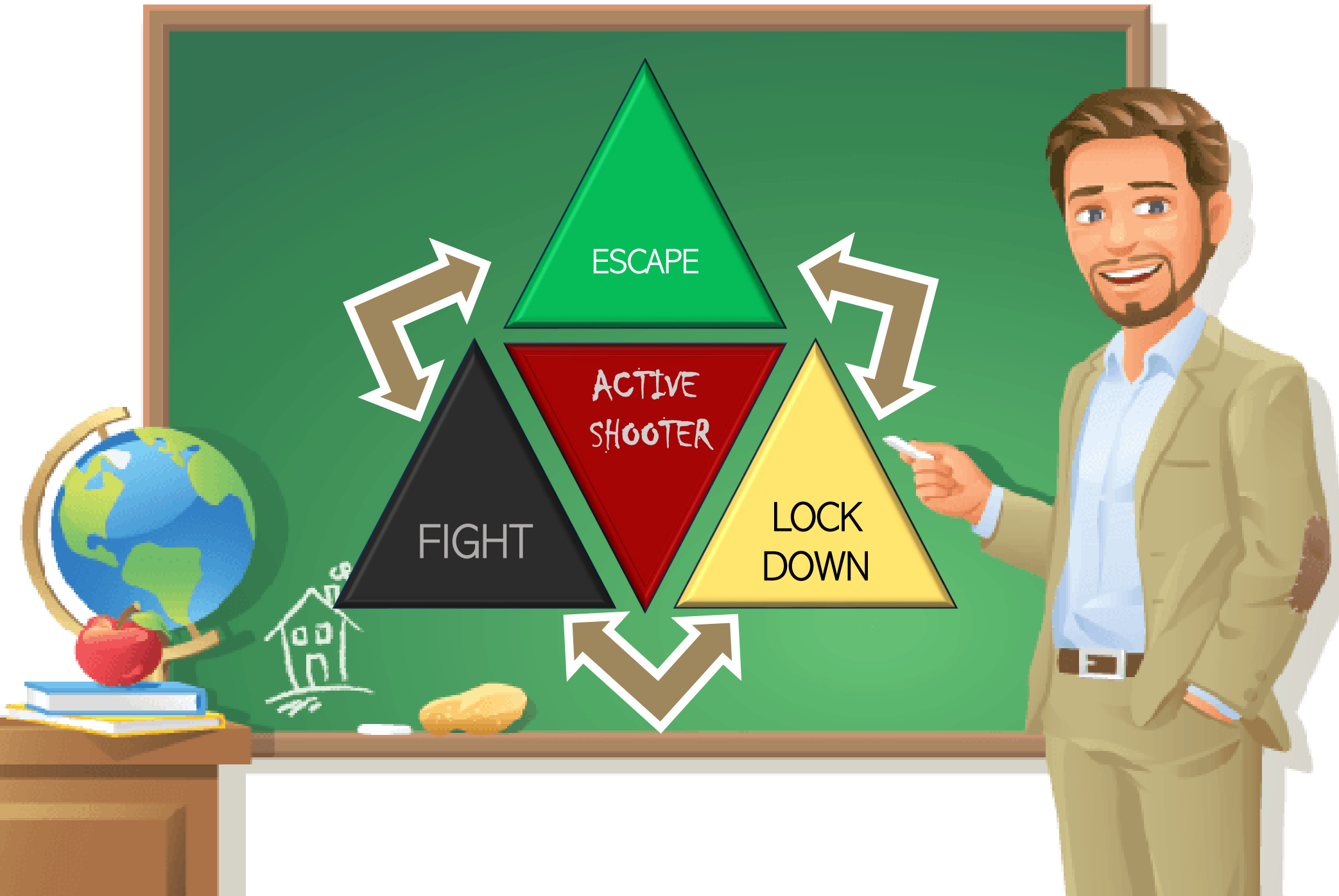
THESE ARE  
NON-LINEAR  
SOLUTIONS

NON-LINEAR SOLUTION EXPLAINED:  $A + B \neq C$

During an active shooter event, your response does NOT have to be in the order of Escape - Lockdown - Fight.

You may be in a Lockdown and have the opportunity to Escape - TAKE IT!





Each one of your response options may change depending on the situation.

Be ready and have a plan to Escape, Lockdown, or Fight.

Also be willing to transition between each of those options.

# **Administrative Response Options:**

## **Identify / Create an Intervention Team**



## **Mission:**

Identify individuals of need of assistance  
and provide support.

## **Team Composition:**

Students, parents, school resource officers,  
law enforcement, school counselors, mental health  
professionals, clergy, bus drivers, etc..



## **Intervention Team Goal:**

Identify pre-event behavioral clues and assist with providing necessary support to the individual demonstrating the clues with the ultimate goal to prevent an Active Shooter Event.



**EXPLORE GRANT OPTIONS.**



<https://www.ojp.gov/funding>



<https://cops.usdoj.gov/grants>

FOR IMMEDIATE RELEASE

Thursday, December 23, 2021

## Department of Justice Awards More Than \$125 Million in Grants Under The Stop School Violence Act

FORT SMITH – The Department of Justice today announced nearly \$126 million in funding to advance school safety under the STOP School Violence Act. The grants, awarded by the Office of Justice Programs' Bureau of Justice Assistance (BJA) and the department's Office of Community Oriented Policing Services (COPS Office), will help institute safety measures in and around primary and secondary schools, support school violence prevention efforts, provide training to school personnel and students, and implement evidence-based threat assessments.

"The Justice Department has no greater responsibility than protecting Americans from harm," said Attorney General Merrick B. Garland. "Schools must be safe places to learn, and today's investment of more than \$125 million under the STOP School Violence Act will help ensure that they are."

The Students, Teachers and Officers Preventing School Violence Act of 2018 (the "STOP School Violence Act") gives the Justice Department the authority to provide awards directly to states, units of local government, Indian tribes, and public agencies (such as school districts and law enforcement agencies) to improve security at schools and on school grounds through evidence-based school safety programs. It also provides grants to ensure a positive school climate by helping students and teachers recognize, respond quickly to, and help prevent acts of violence.

The 78 BJA annual awards, totaling almost \$74 million, are intended to support training and education for school personnel and students on preventing violence against others and themselves, including anti-bullying training and specialized training for school officials to respond to mental health crises. Funds also help develop and implement multidisciplinary threat assessment or intervention teams and design technology solutions such as anonymous reporting systems, hotlines and websites.

The COPS School Violence Prevention Program (SVPP) provides up to 75% of the funding for school safety measures in and around primary and secondary schools. The 153 SVPP awards, totaling almost \$52 million, are statutorily obligated to be used for coordination with law enforcement; training for local law enforcement officers to prevent student violence; locks, lighting and other deterrent measures; technology for expedited notification of local law enforcement during an emergency; and other measures that provide a significant improvement in security.

The full list of SVPP awards can be found here: <https://cops.usdoj.gov/svpp-award>.

A list of BJA awards, as they are made, can be found on the OJP Grant Awards page.



**Conduct a School (Building)  
Threat / Vulnerability / Risk  
Assessment**

Threats  
Vulnerabilities  
Risks

# Create a School Safety Plan Based off Assessment

Develop Plan  
Review  
Implement



So  
Inc

1

Positive  
Body  
Language  
as an  
Influence  
On School  
Safety

2

Natural  
Surveillanc

Seven Important Building Design Features to Enhance School Safety  
Developed for the Indiana School Safety Specialist's Academy - Indiana Department of Education

# Seven Important Building Design Features to Enhance School Safety and Security

Building Design, Renovation and Front Entry Concepts  
to Enhance School Safety, Security, Climate, Culture  
and Emergency Preparedness

Contributors:

Michael Dorn, Dr. Randall Atlas, Tod Schneider, Chris Dorn,  
Phuong Nguyen, Steve Satterly, Chief Russell Bentley, Chief Rod Ellis,  
Corey Goble, Ulric Bellaire, Rachel Wilson and Morgan Billinger.

Release Date: November 19<sup>th</sup>, 2014

Prepared by Safe Havens International  
for the Indiana School Safety Specialist's Academy,  
a division of the Indiana Department of Education



P.O. Box 27390  
Macon, GA. 31221-7390  
Phone: (478) 994-1417  
Fax: (404) 759-2790  
[safehavensinternational.org](http://safehavensinternational.org)



South Tower Suite 600  
115 W. Washington Street  
Indianapolis, IN 46204  
Voice: (317) 232-6975  
[www.doe.in.gov/safety](http://www.doe.in.gov/safety)

gn  
ons

6

Design of  
Administrator's  
Offices and  
Meeting Rooms

7

Roof  
Access  
Features

# Crime Prevention

## Design

### Indicators

1

2

3

Initial Impressions

The Grounds

Building

## Crime Prevention Through Environmental Design (CPTED) School Assessment (CSA)

National Center for Injury Prevention and Control  
Division of Violence Prevention



# Environmental

## Assessments

7

8

9

Surrounding Land Use

Surrounding Land Use Condition

Assessment Day Information

1

Overview

BEST PRACTICE CONSIDERATIONS FOR  
**ARMED  
ASSAILANT  
DRILLS IN  
SCHOOLS**



**NASP**  
NATIONAL ASSOCIATION OF  
School Psychologists



**NASRO**  
National Association of  
School Resource Officers  
*THE world's leader in school-based policing*

ORIGINALLY RELEASED DECEMBER 10, 2014 (UPDATED APRIL 2017, APRIL 2021)

4

Steps to  
Conducting Safe,  
Effective, and  
Appropriate Drills

# Indiana School Safety Hub

IN.gov An official website of the Indiana State Government

Accessibility Settings Language Translation Governor Eric J. Holcomb

INDIANA School Safety Hub

Indiana School Safety Hub  
Taking School Safety to the Next Level

Subscribe

Funding Opportunities

Building Safety

Education & Training

Mental Health/Substance Use Disorder

Legislation

Additional Resources

Prevention - Escape - Lockdown - Fight



# How Should You Respond

- **Be Aware of your Environment**

Observe people around you

Locate entryways and exits

Position yourself to  
observe the area

Plan your response options  
based on the area



# How Should You Respond

## Be Mentally Prepared

Cooper's Color Code – **Relaxed Awareness**

Be alert, not paranoid

Plan your response based on your observations

HAVE A PLAN.....Not **IF** it happens,  
but **WHEN** it happens

“In the moment of decision, the **BEST** thing you can do is the right thing, the **NEXT BEST** thing is the wrong thing, and the **WORST** thing you can do is nothing.”

-Theodore Roosevelt

Environment



Mental  
Preparation



Options

Escape - Lockdown - Fight





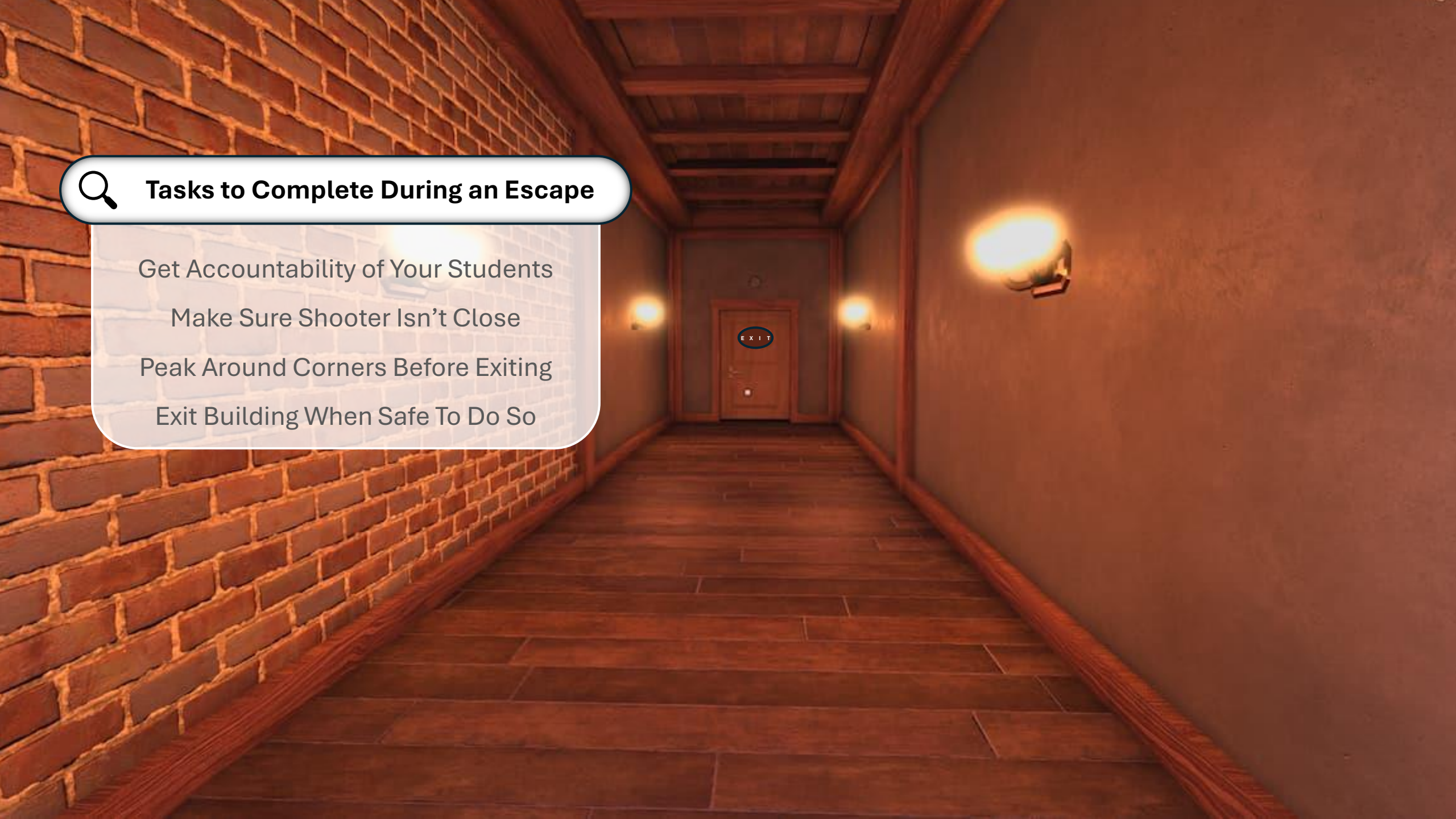
## Tasks to Complete During an Escape

Get Accountability of Your Students

Make Sure Shooter Isn't Close

Peak Around Corners Before Exiting

Exit Building When Safe To Do So





## Tasks to Complete During a Lockdown

Barricade the Door

Hide – Be Hard to Find

Make the Room Dark

Silence Cell Phones

Be Prepared to Render First Aid



## Tasks to Complete During a Fight

Use Any Available Objects as Weapons

Utilize Teamwork and Surprise

Fight as Hard as You Can

Fight Dirty – Attack Soft Spots



fight FIGHT




# LAW ENFORCEMENT ARRIVAL TYPES



# PLAIN CLOTHES

OFF DUTY



**STANDARD UNIFORM**



TACTICAL

SWAT



WHAT YOU CAN EXPECT FROM US



WHAT YOU CAN EXPECT FROM US



WE WILL  
GET INSIDE

2022-06-05 T17:20:18Z  
AXON FLEET 2 X54114063



WHAT YOU CAN EXPECT FROM US



WE WILL  
GET TO  
YOU FAST

2022-06-05 17:19:41 +0000  
AXON BODY 3 X60A0568T





INDIANA STATE POLICE ACTIVE SHOOTER TACTICS

FLOOD FIND STOP SAVE



## INDIANA STATE POLICE ACTIVE SHOOTER TACTICS

FLOOD FIND STOP SAVE

Once officers arrive, their first objective is to flood the area the active shooter may be located in. We want to put as many officers in the suspected area as possible in attempts to locate the shooter as rapidly as possible. Officers will likely be entering from different points and checking areas individually to locate the shooter as fast as possible.



## INDIANA STATE POLICE ACTIVE SHOOTER TACTICS

FLOOD FIND STOP SAVE

As officers begin the flood the location, they will be searching for the shooter. Listening for gunshots, screams, or any sounds of violence that will help lead them to the shooter. Once the shooter is located, the officers then have a responsibility to divert the shooter's focus from potential victims to the officer him/herself. In these situations, the innocent's / victim's life is more valuable than the officers, it is our job to get the bad guy focusing on us rather than you.



## INDIANA STATE POLICE ACTIVE SHOOTER TACTICS

FLOOD FIND STOP SAVE

This a two prong responsibility. As stated previously, it is the officer's job to divert the shooters attention from the victims to us. The first prong is stopping the killing. Once we have stopped the killing, either through the shooter surrendering, killing himself/herself, or engaging in a lethal force encounter with police, we have completed the first prong.

The second prong is to stop the dying. After the shooter has stopped killing, through any of the means stated above, we then have a responsibility to begin treating the wounded. Please recognize that until the shooter has stopped killing, we will not stop and treat any wounded. Our first responsibility is to stop the killing.



## INDIANA STATE POLICE ACTIVE SHOOTER TACTICS

FLOOD FIND STOP SAVE

Our last responsibility is to save everyone we can. This will be done through evacuations / medical treatments as soon as it is safe to do so.

# Victim / Innocent Response

Stay as calm as possible

Keep your hands up to help us  
identify the shooter.

Provide officers any information  
that may help them.

Listen to and comply with the  
commands of the officers.



# Medical:

Tourniquets are applied to arms and legs.

Gauze are used for packing wounds in groin or armpits.

Chest seals are used to cover wounds in the torso.



**TOURNIQUET  
THE LIMBS**

**PACK THE  
JUNCTIONS**

**SEAL THE  
BOX**

# References



Active Shooter Situations. (n.d.). Retrieved February 28, 2023, from <https://k12ssdb.org/active-shooter>

Best Practice Considerations For Armed Assailant Drills In Schools. (2021). Retrieved February 28, 2023, from <https://www.in.gov/doi/files/Best-Practice-Considerations-for-Armed-Assailant-Drills-in-Schools-NASRO-and-NASP.pdf>

Combat Mindset – The Cooper Color Code. (2017). Retrieved February 28, 2023, from <https://www.gungoddess.com/blogs/situational-awareness/combat-mindset-the-cooper-color-code>

Crime Prevention Through Environmental Design (CPTED) School Assessment (CSA). (n.d.). Retrieved February 28, 2023, from [https://rems.ed.gov/docs/CDC\\_CPTEDSchoolAssessment.pdf](https://rems.ed.gov/docs/CDC_CPTEDSchoolAssessment.pdf)

FY21 OJP Grant Awards. (n.d.). Retrieved February 28, 2023, from <https://www.ojp.gov/funding/fy21-ojp-grant-awards>

Indiana School Safety Hub. (n.d.). Retrieved February 28, 2023, from <https://www.in.gov/schoolsafety/>

People Killed by Active Shooter At School Each Year Since 1970 Data is of Grades kindergarten through 12 in the United States. (n.d.). Retrieved February 28, 2023, from <https://k12ssdb.org/data-visualizations>

Sandy Hook Promise: Gun violence warning signs. (2016). Retrieved February 28, 2023, from <https://www.youtube.com/watch?v=9qyD7vjVfLI>

Seven Important Building Design Features to Enhance School Safety. (2014). Retrieved February 28, 2023, from [https://safehavensinternational.org/wpcontent/uploads/2014/12/Seven\\_Important\\_Building\\_Design\\_Features\\_to\\_Enhance\\_School\\_Safety\\_and\\_Security-ISSSA\\_2014.pdf](https://safehavensinternational.org/wpcontent/uploads/2014/12/Seven_Important_Building_Design_Features_to_Enhance_School_Safety_and_Security-ISSSA_2014.pdf)


SVPP AWARDS. (n.d.). Retrieved February 28, 2023, from <https://cops.usdoj.gov/svpp-award>

Tourniquet Limbs Pack The Junctions Seal the Box. (n.d.) Retrieved February 28, 2023, from <https://darkangelmedical.com>

*For more information and resources:*

All Resources are posted free on the Indiana State Police Website. The resources found on the Indiana State Police webpage are offered only as free guides for schools, places of worship, governmental agencies, business and in general venues where individuals gather. The Indiana State Police Department is solely responsible for the content of this material.

The information on the ISP website is not intended to comprise a complete program for preventing and responding to threats of any nature, nor is it meant to serve as a substitute for expert advice provided by local law enforcement, as well medical, psychiatric and legal personnel.



# Questions?



**COURAGE**  
**COMMITMENT**  
**CHARACTER**

