



2025

Unarmed Response to an Active Shooter
Event – Businesses / Places of Worship

DISCLAIMER



This slide presentation is offered as a free guide to Indiana educational institutions by the Indiana State Police. The Indiana State Police Department is solely responsible for the content of this guide.

The program simply offers examples of prevention strategies and response options that may be exercised in an “Active Shooter Event”. This program is not intended to comprise a complete program for preventing and responding to an active shooter event, nor is it meant to serve as a substitute for expert advice provided by local law enforcement, as well as medical, psychiatric and legal personnel.

The material provided in this presentation is only intended to serve as a supplement to your organization’s comprehensive safety program. While effort has been made to ensure the accuracy of this information, no guarantee of accuracy or completeness is offered or implied. The Indiana State

Police does hereby specifically disclaim any liability to any person or entity for alleged harm or damages resulting from the use or misuse of the information contained herein. The Indiana State Police does hereby disclaim any-and-all liability to any party for direct, indirect, implied, punitive, special, incidental or other inconsequential damages arising directly or indirectly from any use of the ‘PowerPoint’ and or ‘Video’ content, or implementation of its strategies or response options, which is provided as is without warranty.

What is an Active Shooter?



One or more subjects who participate in a random or systematic act(s) of violence demonstrating the intent to continuously inflict death or serious bodily injury on another person(s) and does so while having access to additional potential victims.

**D
A
T
A**

**2
0
2
3**

**C
O
M
P
A
R
E**

FBI Active Shooter Information

1966-2023
(June 2024 Report)



How Do We Prepare?



THE INDIANA STATE POLICE MODEL

Prevention

Escape

Lockdown

Fight



W
H
I
T
E

Y
E
L
L
O
W

O
R
A
N
G
E

R
E
D

Cooper's Color Code

Preparation / Awareness





How Should You Respond

- **Be Aware of your Environment**

Observe people around you

Locate entryways and exits

Position yourself to
observe the area

Plan your response options
based on the area



How Should You Respond

Be Mentally Prepared

Cooper's Color Code – **Relaxed Awareness**

Be alert, not paranoid

Plan your response based on your observations

HAVE A PLAN.....Not **IF** it happens,
but **WHEN** it happens

Possible Pre-Event Behavior Clues

Note: This is not a complete list of all warning signs.



1

2

3

4

5

Potential Motivations of Active Shooter

Note: This is not a complete list of all warning signs.




Further Potential

Emotional / Mental Health

Observations

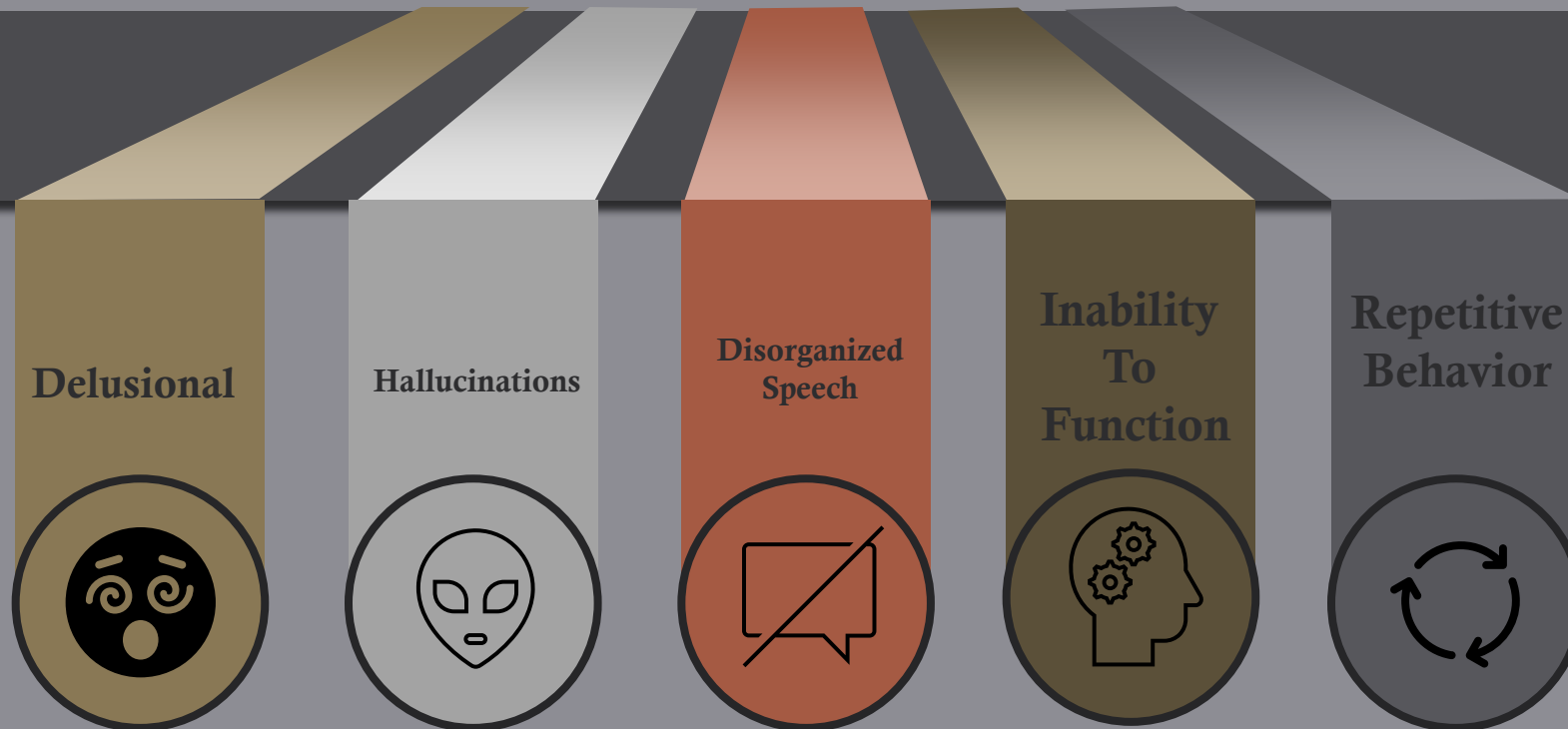
Depression



Psychopathic Behavior



Schizophrenia



Understanding Active Shooter Events



Active Shooter's Attack Tactics

Opportunistic

Looks for Easy Targets

Attacks Victims as They are Encountered

May Have Specific Target

May Attack Randomly

Takes Paths of Least Resistance



Active Shooter Event Characteristics

44% Last Less Than 1 Minute

24% Last Less Than 2 Minutes

ISP's PROGRAM



Prevention
Escape
Lockdown
Fight

OTHER PROGRAMS

RE



OTHER PROGRAMS

ALICE

TRAINING INSTITUTE

ALICE[®]
TRAINING INSTITUTE

ALERT
Initial Alert may be a gunshot, PA announcement, etc...
Avoid code words.

LOCKDOWN
If Evacuation is not a safe option, barricade entry points.
Prepare to Evacuate or Counter if needed.

INFORM
Communicate real time information on shooter location.
Use clear and direct language using any communication means possible.

COUNTER
As a last resort, distract shooters ability to shoot accurately.
Move toward exits while making noise, throwing objects, or adults swarm shooter.

EVACUATE
Run from danger when safe to do so using non-traditional exits if necessary. Rallying point should be predetermined.

AliceTraining.com

OTHER PROGRAMS



Avoid. Deny. Defend.



THESE PROGRAMS ALL HAVE A SIMILAR MESSAGE:

- 1) PRESERVATION OF LIFE
- 2) OPTIONS DURING AN ATTACK
- 3) GIVING YOU A PLAN



HAVE A PLAN AND BE AWARE OF YOUR SURROUNDINGS

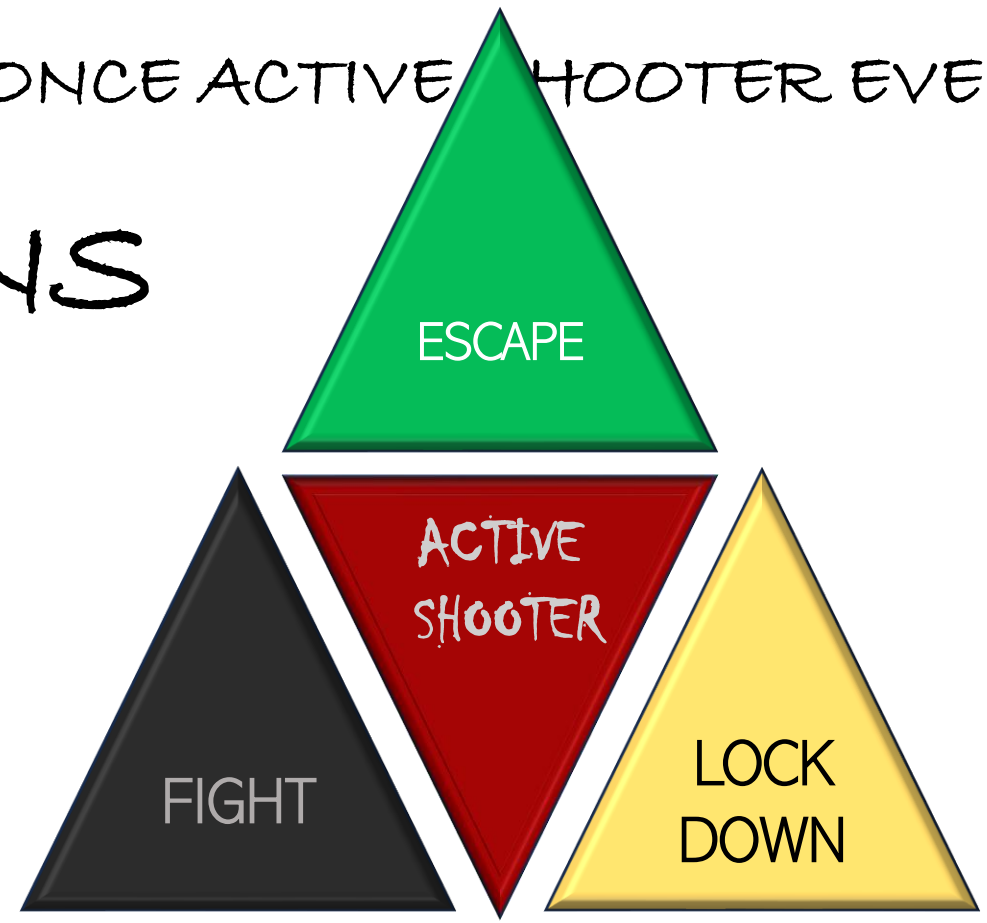
OPTIONS ONCE ACTIVE SHOOTER EVENT BEGINS



ACTIVE
SHOOTER

OPTIONS ONCE ACTIVE SHOOTER EVENT BEGINS

OPTIONS

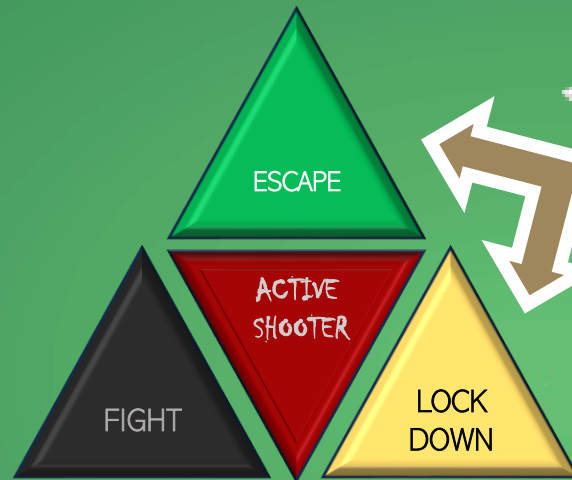


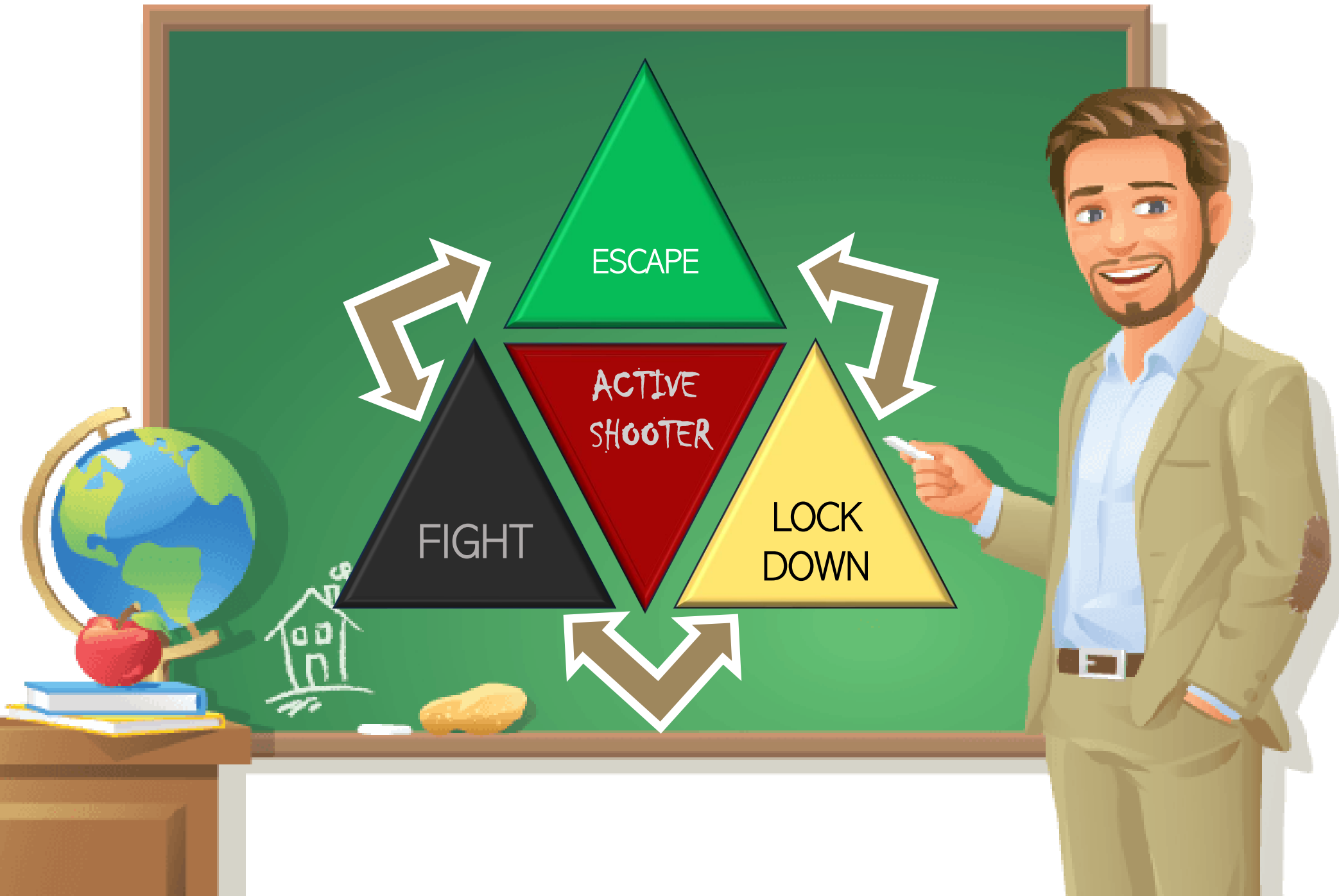
THESE ARE
NON-LINEAR
SOLUTIONS

NON-LINEAR SOLUTION EXPLAINED: $A + B \neq C$

During an active shooter event, your response does NOT have to be in the order of Escape - Lockdown - Fight.

You may be in a Lockdown and have the opportunity to Escape - TAKE IT!





Each one of your response options may change depending on the situation.

Be ready and have a plan to Escape, Lockdown, or Fight.

Also be willing to transition between each of those options.

“In the moment of decision, the **BEST** thing you can do is the right thing, the **NEXT BEST** thing is the wrong thing, and the **WORST** thing you can do is nothing.”

-Theodore Roosevelt

Environment



Mental
Preparation



Options

Escape - Lockdown - Fight





Tasks to Complete During an Escape

Make Sure Shooter Isn't Close

Peak Around Corners Before Exiting

Building When Safe To Do So





Tasks to Complete During a Lockdown

Barricade the Door

Hide – Be Hard to Find

Make the Room Dark

Silence Cell Phones

Be Prepared to Render First Aid



Tasks to Complete During a Fight

Use Any Available Objects as Weapons

Utilize Teamwork and Surprise

Fight as Hard as You Can

Fight Dirty – Attack Soft Spots




fight FIGHT

LAW ENFORCEMENT ARRIVAL TYPES



PLAIN CLOTHES

OFF DUTY



STANDARD UNIFORM



TACTICAL

SWAT



WHAT YOU CAN EXPECT FROM US



WHAT YOU CAN EXPECT FROM US



WE WILL
GET INSIDE

2022-06-05 T17:20:18Z
AXON FLEET 2 X54114063



WHAT YOU CAN EXPECT FROM US



WE WILL
GET TO
YOU FAST

2022-06-05 17:19:41 +0000
AXON BODY 3 X60A0568T





INDIANA STATE POLICE ACTIVE SHOOTER TACTICS

FLOOD FIND STOP SAVE



INDIANA STATE POLICE ACTIVE SHOOTER TACTICS

FLOOD FIND STOP SAVE

Once officers arrive, their first objective is to flood the area the active shooter may be located in. We want to put as many officers in the suspected area as possible in attempts to locate the shooter as rapidly as possible. Officers will likely be entering from different points and checking areas individually to locate the shooter as fast as possible.



INDIANA STATE POLICE ACTIVE SHOOTER TACTICS

FLOOD FIND STOP SAVE

As officers begin the flood the location, they will be searching for the shooter. Listening for gunshots, screams, or any sounds of violence that will help lead them to the shooter. Once the shooter is located, the officers then have a responsibility to divert the shooter's focus from potential victims to the officer him/herself. In these situations, the innocent's / victim's life is more valuable than the officers, it is our job to get the bad guy focusing on us rather than you.



INDIANA STATE POLICE ACTIVE SHOOTER TACTICS

FLOOD FIND STOP SAVE

This a two prong responsibility. As stated previously, it is the officer's job to divert the shooters attention from the victims to us. The first prong is stopping the killing. Once we have stopped the killing, either through the shooter surrendering, killing himself/herself, or engaging in a lethal force encounter with police, we have completed the first prong.

The second prong is to stop the dying. After the shooter has stopped killing, through any of the means stated above, we then have a responsibility to begin treating the wounded. Please recognize that until the shooter has stopped killing, we will not stop and treat any wounded. Our first responsibility is to stop the killing.



INDIANA STATE POLICE ACTIVE SHOOTER TACTICS

FLOOD FIND STOP SAVE

Our last responsibility is to save everyone we can. This will be done through evacuations / medical treatments as soon as it is safe to do so.

Victim / Innocent Response

Stay as calm as possible

Keep your hands up to help us
identify the shooter.

Provide officers any information
that may help them.

Listen to and comply with the
commands of the officers.



Medical:

Tourniquets are applied to arms and legs.

Gauze are used for packing wounds in groin or armpits.

Chest seals are used to cover wounds in the torso.



**TOURNIQUET
THE LIMBS**

**PACK THE
JUNCTIONS**

**SEAL THE
BOX**

References



Active Shooter Situations. (n.d.). Retrieved February 28, 2023, from <https://k12ssdb.org/active-shooter>

Best Practice Considerations For Armed Assailant Drills In Schools. (2021). Retrieved February 28, 2023, from <https://www.in.gov/doi/files/Best-Practice-Considerations-for-Armed-Assailant-Drills-in-Schools-NASRO-and-NASP.pdf>

Combat Mindset – The Cooper Color Code. (2017). Retrieved February 28, 2023, from <https://www.gungoddess.com/blogs/situational-awareness/combat-mindset-the-cooper-color-code>

Crime Prevention Through Environmental Design (CPTED) School Assessment (CSA). (n.d.). Retrieved February 28, 2023, from https://rems.ed.gov/docs/CDC_CPTEDSchoolAssessment.pdf

FY21 OJP Grant Awards. (n.d.). Retrieved February 28, 2023, from <https://www.ojp.gov/funding/fy21-ojp-grant-awards>

Indiana School Safety Hub. (n.d.). Retrieved February 28, 2023, from <https://www.in.gov/schoolsafety/>

People Killed by Active Shooter At School Each Year Since 1970 Data is of Grades kindergarten through 12 in the United States. (n.d.). Retrieved February 28, 2023, from <https://k12ssdb.org/data-visualizations>

Sandy Hook Promise: Gun violence warning signs. (2016). Retrieved February 28, 2023, from <https://www.youtube.com/watch?v=9qyD7vjVfLI>

Seven Important Building Design Features to Enhance School Safety. (2014). Retrieved February 28, 2023, from https://safehavensinternational.org/wpcontent/uploads/2014/12/Seven_Important_Building_Design_Features_to_Enhance_School_Safety_and_Security-ISSSA_2014.pdf


SVPP AWARDS. (n.d.). Retrieved February 28, 2023, from <https://cops.usdoj.gov/svpp-award>

Tourniquet Limbs Pack The Junctions Seal the Box. (n.d.) Retrieved February 28, 2023, from <https://darkangelmedical.com>

For more information and resources:

All Resources are posted free on the Indiana State Police Website. The resources found on the Indiana State Police webpage are offered only as free guides for schools, places of worship, governmental agencies, business and in general venues where individuals gather. The Indiana State Police Department is solely responsible for the content of this material.

The information on the ISP website is not intended to comprise a complete program for preventing and responding to threats of any nature, nor is it meant to serve as a substitute for expert advice provided by local law enforcement, as well medical, psychiatric and legal personnel.



Questions?



COURAGE
COMMITMENT
CHARACTER

