

# INTERNATIONAL TRADE OVERVIEW

2023 Data

INDIANA  
STATE DEPARTMENT OF  
AGRICULTURE

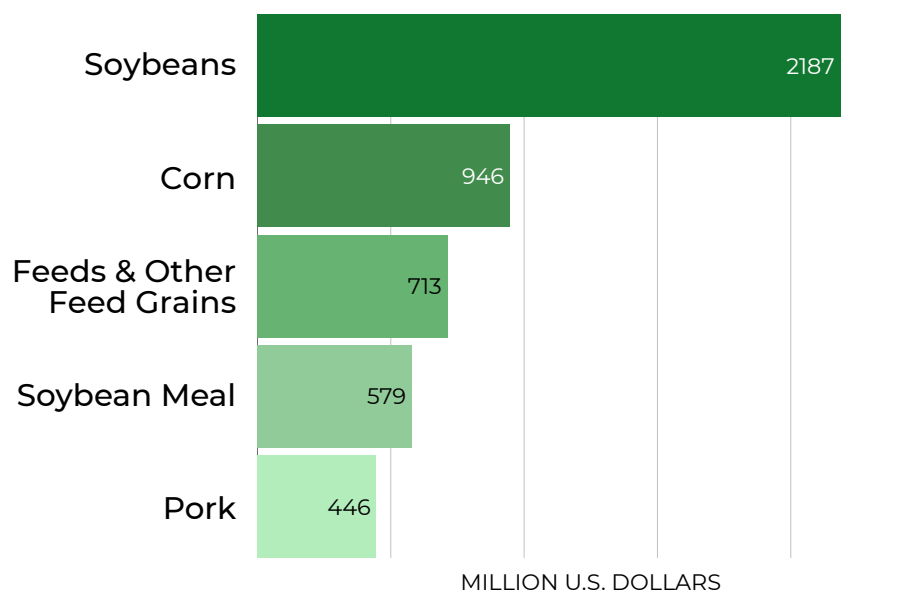


largest agricultural  
exporting state






totaling

**\$6.4B**

## TOP COMMODITY EXPORTS



## TOP EXPORT DESTINATIONS

1.		Canada	\$3.2 B
2.		Mexico	\$998 M
3.		Turkey	\$245 M
4.		China	\$242 M
5.		Japan	\$197 M

## OTHER INDIANA EXPORTS



## ISDA'S INVOLVEMENT

- Education, Training & Capacity Building
- Individualized Advising
- Business-to-Business Matchmaking
- International Marketing Activities
- Financial Assistance & Resource Connecting
- Foreign Government & Industry Engagement

Over  
**34,800**

of Indiana jobs are  
supported by  
agricultural exports

More than  
**1/3**

of U.S. gross farm  
income from 2011 -  
2020 came from  
agricultural exports

Nearly  
**85%**

of Hoosier exporters  
are small/medium-  
sized businesses

Megan Bixler

ISDA International Trade Director

MeBixler@isda.in.gov