

EXPENSES

	Budget 2020	Actual Expenses												Total Actual	
		Jul 2019	Aug 2019	Sep 2019	Oct 2019	Nov 2019	Dec 2019	Jan 2020	Feb 2020	Mar 2020	Apr 2020	May 2020	Jun 2020		
CONTRACTS															
1 ERIC KOSELKE (Death Penalty) (11.1.17 - 6.30.18) (\$90/hr \$30,000)	40,000	2,028	1,068	1,704		1,512									6,312
2 MARQUISE MICRO APPLICATIONS (access database) (8/1/17-6/30/19) (\$20,000 \$85/h)	1,000														-
3 MICHAEL WILSON	5,000	173	380	580	1,210	300	560	360	370	180	530	100	36,066	40,809	
4 TINA MAHERN	2,180	315	385						105			245	3,750	3,750	
POINT BUSINESS SOLUTION (Tera Macdonald)									140				140	1,190	
TOTAL CONTRACTS	48,180	2,516	1,833	2,284	1,210	1,812	560	360	475	180	530	345	39,956.00	52,061	
QUARTERLY BOARD MEETINGS															
5 CONTRACT - TINA MAHERN															-
6 MILEAGE - BOARD	1,800						371							371	
7 PER DIEM - BOARD	450						65							65	
8 LODGING - BOARD	4,500	765						218						983	
9 AUDIO/VISUAL	450													-	
10 FOOD	875	212					57							268	
11 MEETING ROOM	300													-	
12 SUPPLIES	105	30												30	
QTRLY BOARD MEETINGS	8,480	1,007	-	-	-	-	493	218	-	-	-	-	-	1,718	
QUARTERLY CHIEF PD'S MEETINGS															
13 MEETING ROOM	-														-
14 SUPPLIES	-														-
15 FOOD	400														-
TOTAL QTRLY CHIEF PD'S MEETINGS	400	-	-	-	-	-	-	-	-	-	-	-	-	-	
ANNUAL BOARD RETREAT															
16 CONTRACT - TINA MAHERN															-
17 MILEAGE - BOARD	1,400		413		386									799	
18 PER DIEM - BOARD	345		195		104									299	
19 LODGING - BOARD	1,144				750									750	
20 MILEAGE - EMPLOYEES	350		95		84									179	
21 PER DIEM - EMPLOYEES	254													-	
22 LODGING - EMPLOYEES	750													-	
23 AUDIO/VISUAL	339													-	
24 FOOD	2,000				1,614									1,614	
25 SUPPLIES	50								387					387	
26 MEETING ROOM	300				600									600	
TOTAL ANNUAL BOARD RETREAT	6,532	-	703	-	3,538	-	-	-	387	-	-	-	-	4,627	
EMPLOYEE EXPENSES															
27 MILEAGE	3,600		126		200		50							387	
28 PER DIEM	1,040				117		(72)							45	
29 LODGING	1,600				94		96		89					279	
30 PARKING	150						45		(60)					45	
31 OUT-OF-STATE PER DIEM	3,050			128	(32)		480							576	
32 OUT-OF-STATE LODGING	5,000		498		(26)		2,202		979		(286)			3,394	
33 GROUND TRANSPORT							125		74					161	
34 LUGGAGE							62							161	
35 AIRFARE	12,000						80							180	
36 FOOD quality indicator meeting with NLADA	350				(432)		327							2,030	
37 FUEL for AUTO RENTAL	131									170				297	

GENERAL FUND EXPENSE - Actual and Budget - Fiscal Year Ending June 30, 2020

	Budget 2020	Actual Expenses												Total Actual
		Jul 2019	Aug 2019	Sep 2019	Oct 2019	Nov 2019	Dec 2019	Jan 2020	Feb 2020	Mar 2020	Apr 2020	May 2020	Jun 2020	
124 IOT	60,000	3,321	3,394	3,310	3,376	3,375	3,378	2,178	4,638	3,888	3,367	3,350	3,347	40,921
125 IOT CHARGES - GRANT		(527)	(527)	(527)	(527)	(527)	(527)	(527)	(527)	(527)	(527)	(527)	(527)	(6,329)
TOTAL INTERAGENCY EXPENSES	60,000	2,793	2,866	2,783	2,848	2,848	2,850	1,651	4,110	3,360	2,840	2,823	2,819,46	34,592
Fiscal Year Ending Transactions														
TOTAL EXPENSES	1,551,693	97,593	106,332	106,882	155,527	107,842	100,063	100,358	99,468	95,470	138,934	98,164	345,053	1,551,687
Appropriation Balance	1,551,693	1,454,100	1,347,767	1,240,885	1,085,358	977,516	877,453	777,094	677,626	582,156	443,222	345,058	5,51	6


FINANCIAL HIGHLIGHTS
INDIANA PUBLIC DEFENDER COUNCIL
GENERAL FUND

June 30, 2020

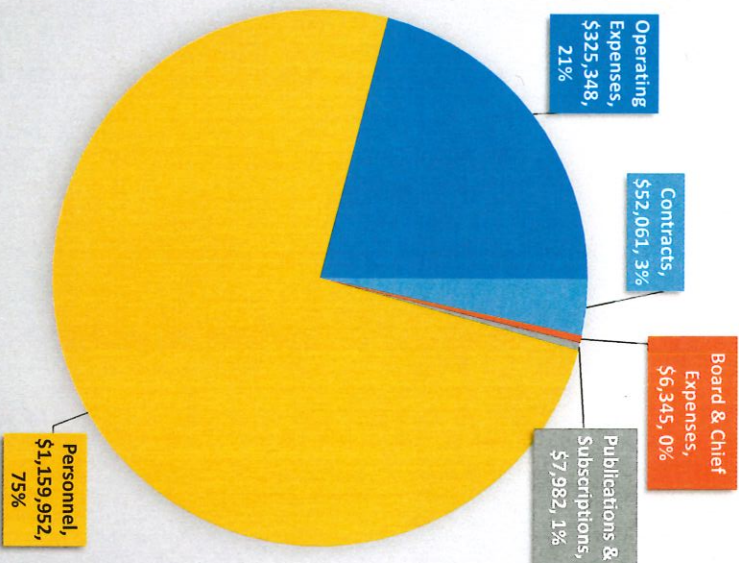
DESCRIPTIONS	Budget 2020	Actual Expenses												Total Expenses
		Jul 2019	Aug 2019	Sep 2019	Oct 2019	Nov 2019	Dec 2019	Jan 2020	Feb 2020	Mar 2020	Apr 2020	May 2020	Jun 2020	
CONTRACTS	\$48,180	\$2,516	\$1,833	\$2,284	\$1,210	\$1,812	\$560	\$360	\$475	\$180	\$530	\$345	\$39,956	\$52,061
QUARTERLY BOARD MEETINGS	\$8,480	\$1,007	\$0	\$0	\$0	\$0	\$493	\$218	\$0	\$0	\$0	\$0	\$0	\$1,718
QUARTERLY CHIEF PD's MEETINGS	\$400	\$0	\$0	\$0	\$0	\$0	\$0	\$0	\$0	\$0	\$0	\$0	\$0	\$0
ANNUAL BOARD RETREAT	\$6,932	\$0	\$703	\$0	\$3,538	\$0	\$0	\$0	\$387	\$0	\$0	\$0	\$0	\$4,627
EMPLOYEE EXPENSES	\$34,917	\$231	\$3,860	\$895	\$471	\$3,454	\$1,263	(\$197)	(\$123)	\$127	\$0	\$0	\$0	\$10,000
LAW BOOK SUBSCRIPTIONS	\$4,969	\$446	\$38	\$220	\$0	\$220	\$440	\$220	\$428	\$220	\$0	\$158	\$458	\$2,849
SUBSCRIPTIONS	\$8,916	\$0	\$100	\$60	\$2,099	\$1,213	\$422	\$0	\$239	\$0	\$931	\$0	\$69	\$5,133
OPERATING EXPENSES	\$116,199	\$8,575	\$8,616	\$8,071	\$6,541	\$6,916	\$7,360	\$6,990	\$7,972	\$4,131	\$6,474	\$6,611	\$212,499	\$290,756
PAYROLL & FRINGE BENEFITS	\$1,262,700	\$82,024	\$88,316	\$92,569	\$138,820	\$91,380	\$86,655	\$91,117	\$85,981	\$87,452	\$128,159	\$88,227	\$89,252	\$1,149,951
INTERAGENCY EXPENSES	\$60,000	\$2,793	\$2,866	\$2,783	\$2,848	\$2,848	\$2,850	\$1,651	\$4,110	\$3,360	\$2,840	\$2,823	\$2,819	\$34,592
TOTAL EXPENSES	\$1,551,693	\$97,593	\$106,332	\$106,882	\$155,527	\$107,842	\$100,063	\$100,358	\$99,468	\$95,470	\$138,934	\$98,164	\$345,053	\$1,551,687
Total Appropriation	\$1,551,693	\$1,454,100	\$1,347,767	\$1,240,885	\$1,085,358	\$977,516	\$877,453	\$777,094	\$677,626	\$582,156	\$443,222	\$345,058	\$6	

Appropriation and Expenses FYE June 30, 2020


FY 2020 Total Appropriation



Year to Date Expenses FY 2020



Remaining Appropriation FY 2020



EXPENSES	Budget 2020	Actual Expenses												Total Actual
		Jul 2019	Aug 2019	Sep 2019	Oct 2019	Nov 2019	Dec 2019	Jan 2020	Feb 2020	Mar 2020	Apr 2020	May 2020	Jun 2020	
CONTRACTS	48,180	2,516	1,833	2,284	1,210	1,812	560	360	475	180	530	345	39,956	52,061
QUARTERLY BOARD MEETINGS	8,480	1,007	-	-	-	-	493	218	-	-	-	-	-	1,718
QUARTERLY CHIEF PD'S MEETINGS	400	-	-	-	-	-	-	-	-	-	-	-	-	-
ANNUAL BOARD RETREAT	6,932	-	703	-	3,538	-	-	-	387	-	-	-	-	4,627
EMPLOYEE EXPENSES	34,917	231	3,660	895	471	3,454	1,283	(197)	(123)	127	-	-	-	10,000
LAW BOOK SUBSCRIPTIONS	4,969	446	38	220	-	220	440	220	428	220	-	158	458	2,849
SUBSCRIPTIONS	8,916	-	100	60	2,099	1,213	422	-	239	-	931	-	69	5,133
OPERATING EXPENSES	116,199	8,575	8,616	8,071	6,541	6,916	7,360	6,990	7,972	4,131	6,474	6,611	212,499	290,756
PAYROLL & FRINGE BENEFITS	1,262,700	82,024	88,316	92,569	138,820	91,380	86,655	91,117	85,981	87,452	128,159	88,227	89,252	1,149,951
INTERAGENCY EXPENSES	60,000	2,793	2,866	2,783	2,848	2,848	2,850	1,651	4,110	3,360	2,840	2,823	2,619	34,592
TOTAL EXPENSES	1,551,693	97,593	106,332	106,882	155,527	107,842	100,063	100,358	99,468	95,470	138,934	98,164	345,053	34,592
Total Appropriation	1,551,693	1,454,100	1,347,767	1,240,885	1,085,358	977,516	877,453	777,094	677,626	582,156	443,222	345,058	6	

APPROPRIATION VS ACTUAL EXPENSES

For the Fiscal Year Ending June 30, 2020

Description	Budget	Expense	Difference
	Fiscal Year Ending June 30, 2020	Fiscal Year Ending June 30, 2020	Under (Over) Budget
CONTRACTS	48,180	52,061	(3,881)
QUARTERLY BOARD MEETINGS	8,480	1,718	6,762
QUARTERLY CHIEF PD'S MEETINGS	400	-	400
ANNUAL BOARD RETREAT	6,932	4,627	2,305
EMPLOYEE EXPENSES	34,917	10,000	24,917
LAW BOOK SUBSCRIPTIONS	4,969	2,849	2,120
SUBSCRIPTIONS	8,916	5,133	3,783
OPERATING EXPENSES	116,199	290,756	(174,557)
PAYROLL & FRINGE BENEFITS	1,262,700	1,149,951	112,749
INTERAGENCY EXPENSES	60,000	34,592	25,408
	1,551,693	1,551,687	6

**INDIANA PUBLIC DEFENDER COUNCIL
SEMINAR PROFIT AND LOSS STATEMENT**

SEMINAR	DATE	PLACE	# Estimated Attend	# Actual Attend	INCOME	EXPENSES	PROFIT / (LOSS)
2019							
Appellate Nuts & Bolts	1/25/19	IPDC 5th floor training	43	50	\$9,685	\$1,915	\$7,770
TPR/Chins Nuts & Bolts	2/8/19	IPDC 5th floor training	48	48	\$5,125	\$1,297	\$3,828
New Lawyer	2/22/19	Terre Haute	21	22	\$2,630	\$1,219	\$1,411
Appellate Annual	4/26/19	Carmel	83	83	\$9,870	\$10,234	(\$364)
42nd Annual Update	6/7/19	Carmel	395	324	\$45,905	\$27,214	\$18,691
Pozner on Cross	8/30/19	Indianapolis	65	55	\$6,390	\$9,500	(\$3,110)
TPI	9/16- 9/19/19	Indianapolis	27	28	\$6,500	\$3,835	\$2,665
Paula Sites Capital Defense Seminar	9/5-9/6/19	Indianapolis	84	83	\$11,900	\$10,943	\$957
CR 26 Summit	10/4/19	Indianapolis	300	300	\$0	\$1,000	(\$1,000)
Juvenile Delinquency	11/15/19	Carmel	70	43	\$4,350	\$2,189	\$2,161
Human Trafficking	12/6/19	IGCS	75	39	\$1,700	\$61	\$1,639
Forensics (Ethics & Evidence)	12/13/19	Indianapolis	100	121	\$14,295	\$15,805	(\$1,510)
Regional Training	various	various	471	297	\$37,619	\$11,791	\$25,828
<i>Total for 2019</i>			<i>1,782</i>	<i>1,493</i>	<i>\$155,969</i>	<i>\$97,002</i>	<i>\$58,967</i>
2018							
TPR/CHINS	2/23/18	5th Floor Training Rm, Indpls., Indiana		40	\$6,230	\$1,642	\$4,588
NACDL Sex Crimes Forensics	3/8/18- 3/19/18			100	\$0	\$386	(\$386)
Appellate	4/20/18	502 E. Event Centre, Carmel, IN		102	\$16,360	\$14,348	\$2,012
DOC Recovery Programs	4/27/18			16	\$275	\$50	\$225
41st Annual Update	6/9/18	502 E. Event Centre, Carmel, IN		392	\$50,490	\$41,441	\$9,049
Medical Records 101	6/29/18			20	\$0	\$0	\$0
Voir Dire	9/21/18	IGCS, 402 W. Washington, Indpls, IN	40	44	\$5,100	\$4,183	\$917
Trial Practice Institute / OWI	10/22/18 - 10/25/18	Ave Martin Lodge Nashville, Indiana	25	27	\$4,135	\$16,642	(\$12,507)
PD Administration	11/2/18	5th Floor Training Rm, Indpls., Indiana	20	9	\$225	\$171	\$54
Juvenile Delinquency	11/9/18	Garrison Conference Center	80	74	\$8,485	\$7,435	\$1,050
Evidence & Ethics	12/7/18	Drury Inn, Carmel	100	112	\$11,545	\$8,188	\$3,357
County Training	various	various	350	276	\$21,730	\$5,793	\$15,937
<i>Total for 2018</i>			<i>615</i>	<i>1,212</i>	<i>\$124,575</i>	<i>\$100,279</i>	<i>\$24,296</i>
2017							
New Lawyer	2/17/17	Clarion Hotel, Columbus		32	\$4,450	\$3,015	\$1,435
TPR/CHINS	4/28/17	Indigo Hotel, Columbus	54	55	\$7,095	\$9,341	(\$2,246)
Appellate Advocacy	5/12/17	French Lick		83	\$8,485	\$13,962	(\$5,477)
40th Annual Update	6/9/17	Convention Center, Indpls.	393	397	\$44,515	\$40,087	\$4,428
Defending Child Abuse	6/23/17	DeKalb County		28	\$2,370	\$1,150	\$1,220
Cross Examination	7/21/17	Jonathan Byrd, Carmel	123	155	\$15,495	\$21,623	(\$6,128)
OVWI	8/18/17	Courtyard Marriott, Ft. Wayne	51	53	\$6,205	\$11,684	(\$5,479)
Death Penalty	9/14/17- 9/15/17	Indianapolis	141		\$21,600	\$27,525	(\$5,925)
Trial Practice Institute / OWI	10/23/17- 10/27/17	French Lick	40		\$3,700	\$41,316	(\$37,616)
PD Admin. Conf.	11/3/17	PDC	10		\$250	\$425	(\$175)
Juvenile Delinquency	11/17/17	Drury, Carmel	100		\$7,585	\$12,850	(\$5,265)
Evidence & Ethics	12/8/17	Marriott East, Indpls	35		\$19,050	\$9,750	\$9,300
<i>Total for 2017</i>			<i>947</i>	<i>803</i>	<i>\$140,800</i>	<i>\$192,727</i>	<i>(\$51,927)</i>

INDIANA PUBLIC DEFENDER COUNCIL

SEMINAR PROFIT AND LOSS STATEMENT 2019

Actual and Projected 2019

SEMINAR	INCOME	EXPENSES	PROFIT / (LOSS)	Meeting Room	Food	Lodging	Audio/Visual	Videotaping	Printing	Contract Costs	Speaker Costs	Travel Costs	Other	Total
Appellate Nuts & Bolts 2019														
Appellate Nuts & Bolts	\$9,685	\$1,915	\$7,770		\$733	\$194		\$700				\$288		\$1,915
50 Attended TPR/CHINS Nuts & Bolts	\$5,125	\$1,297	\$3,828		\$729			\$568						\$1,297
48 Attended New Lawyer														
26 Attended Appellate Annual	\$2,630	\$1,219	\$1,411		\$638							\$581		\$1,219
83 Attended 42nd Annual Update	\$9,870	\$10,234	(\$364)	\$2,732	\$5,369	\$167	\$1,625						\$341	\$10,234
324 Attended Pozner on Cross	\$45,905	\$27,214	\$18,691	\$2,415	\$16,683		\$5,645	\$1,088				\$175	\$1,208	\$27,214
55 Attended	\$6,390	\$9,500	(\$3,110)							\$100	\$7,500		\$1,900	\$9,500

INDIANA PUBLIC DEFENDER COUNCIL

SEMINAR PROFIT AND LOSS STATEMENT 2019

Actual and Projected 2019

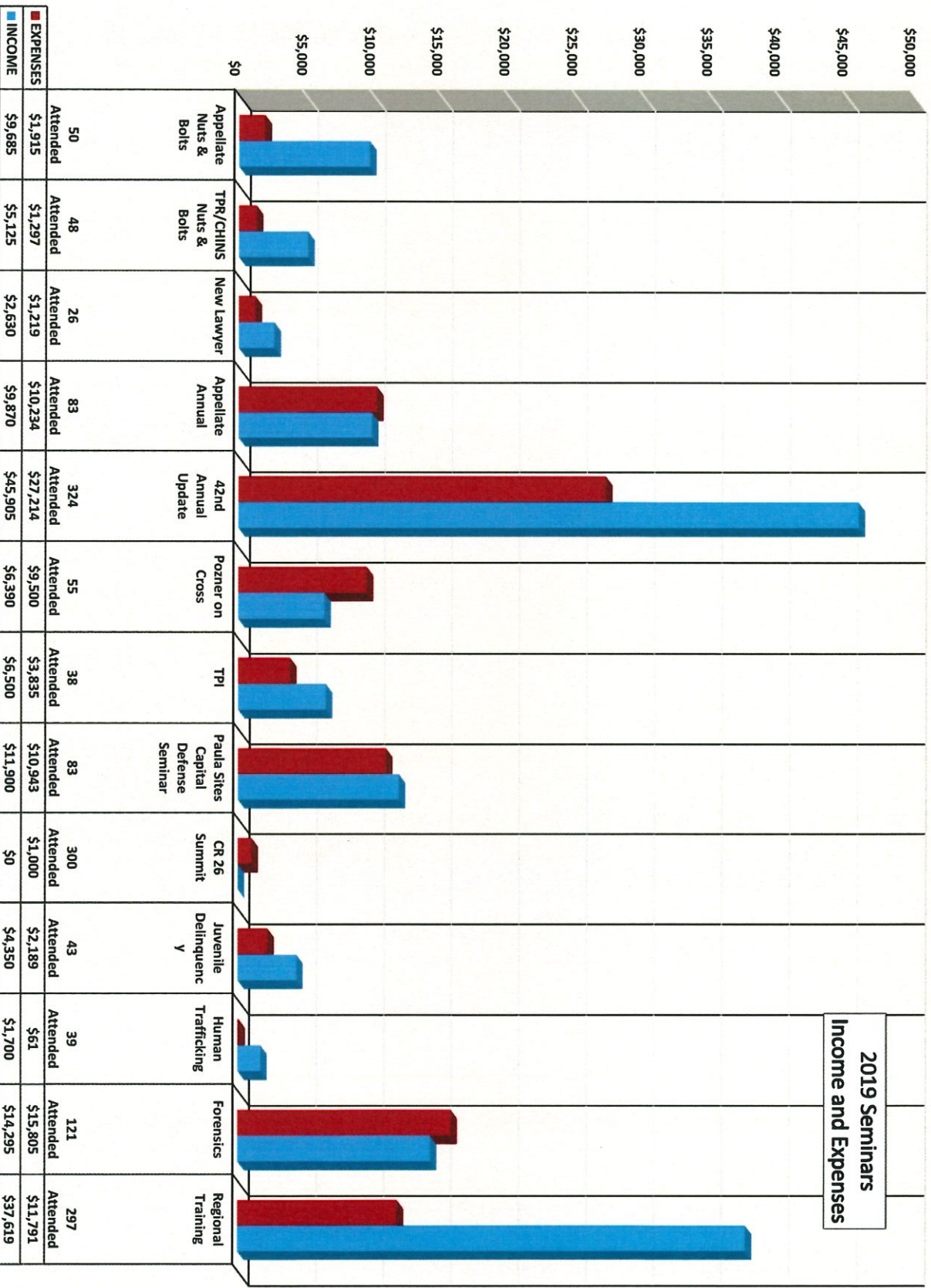
SEMINAR 2019	INCOME	EXPENSES	PROFIT / (LOSS)	Meeting Room	Food	Lodging	Audio/V isual	Videotaping	Printing	Contract Costs	Speaker Costs	Travel Costs	Other	Total
TPI														
38 Attended Paula Sties Capital Defense Seminar	\$6,500	\$3,835	\$2,665		\$1,311	\$1,625						\$900		\$3,835
83 Attended CR 26 Summit	\$11,900	\$10,943	\$957		\$1,577	\$2,146					\$3,000	\$4,220		\$10,943
300 Attended Juvenile Delinquency	\$0	\$1,000	(\$1,000)		\$1,000									\$1,000
43 Attended Human Trafficking	\$4,350	\$2,189	\$2,161		\$889						\$1,300			\$2,189
39 Attended Forensics	\$1,700	\$61	\$1,639		\$43							\$18		\$61
121 Attended	\$14,295	\$15,805	(\$1,510)	\$1,400	\$5,855	\$384	\$1,179			\$4,910		\$1,791	\$286	\$15,805

INDIANA PUBLIC DEFENDER COUNCIL
SEMINAR PROFIT AND LOSS STATEMENT 2019

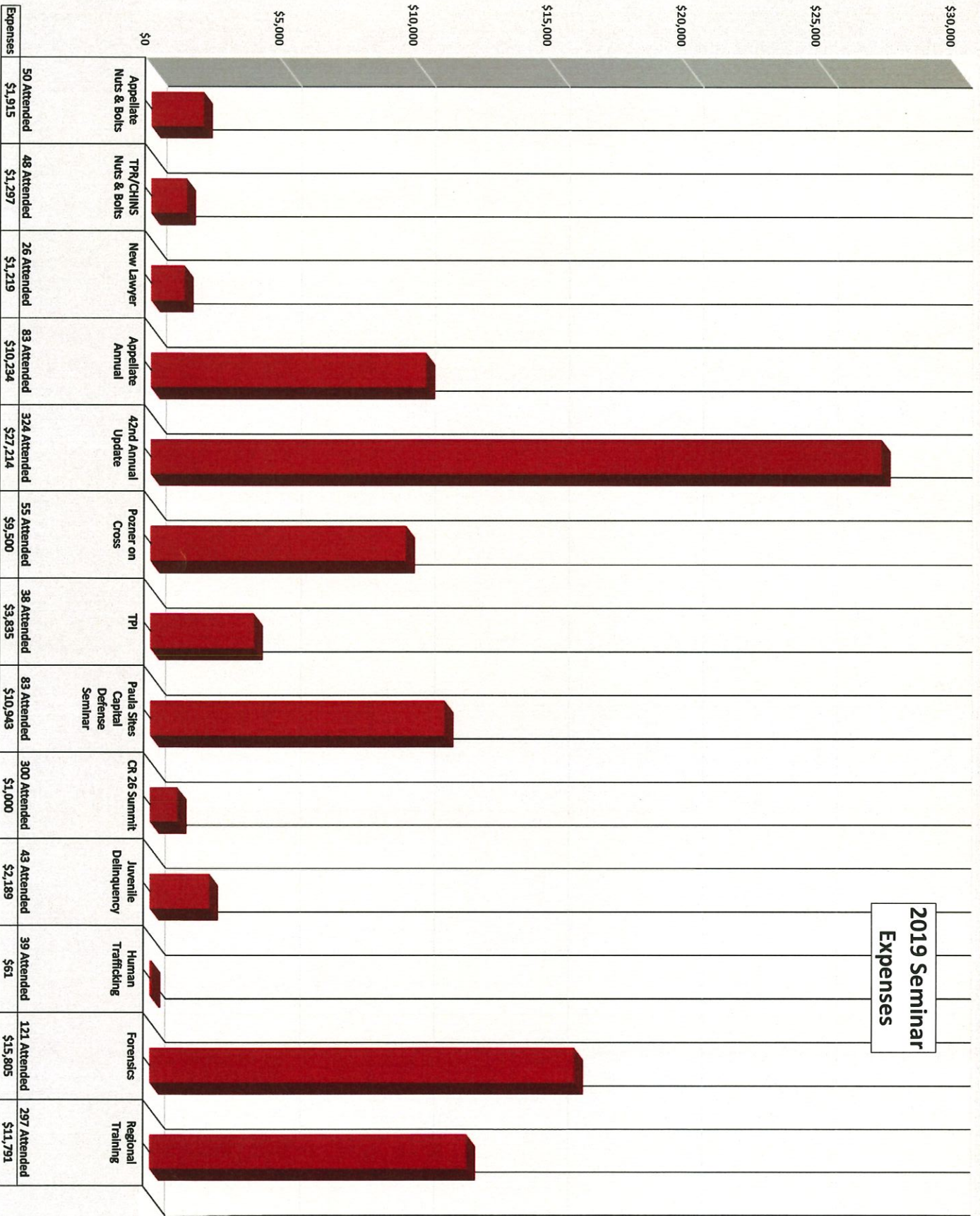
Actual and Projected 2019

SEMINAR	INCOME	EXPENSES	PROFIT / (LOSS)	Meeting Room	Food	Lodging	Audio/Visual	Videotaping	Printing	Contract Costs	Speaker Costs	Travel Costs	Other	Total
2019														
Regional Training	\$37,619	\$11,791	\$25,828		\$966	\$2,646		\$318		\$3,785		\$4,076		\$11,791
297 Attended														
Total for 2019	\$155,969	\$97,002	\$58,967	\$6,547	\$35,791	\$7,162	\$8,449	\$2,674	\$0	\$8,795	\$11,800	\$12,049	\$3,735	\$97,002

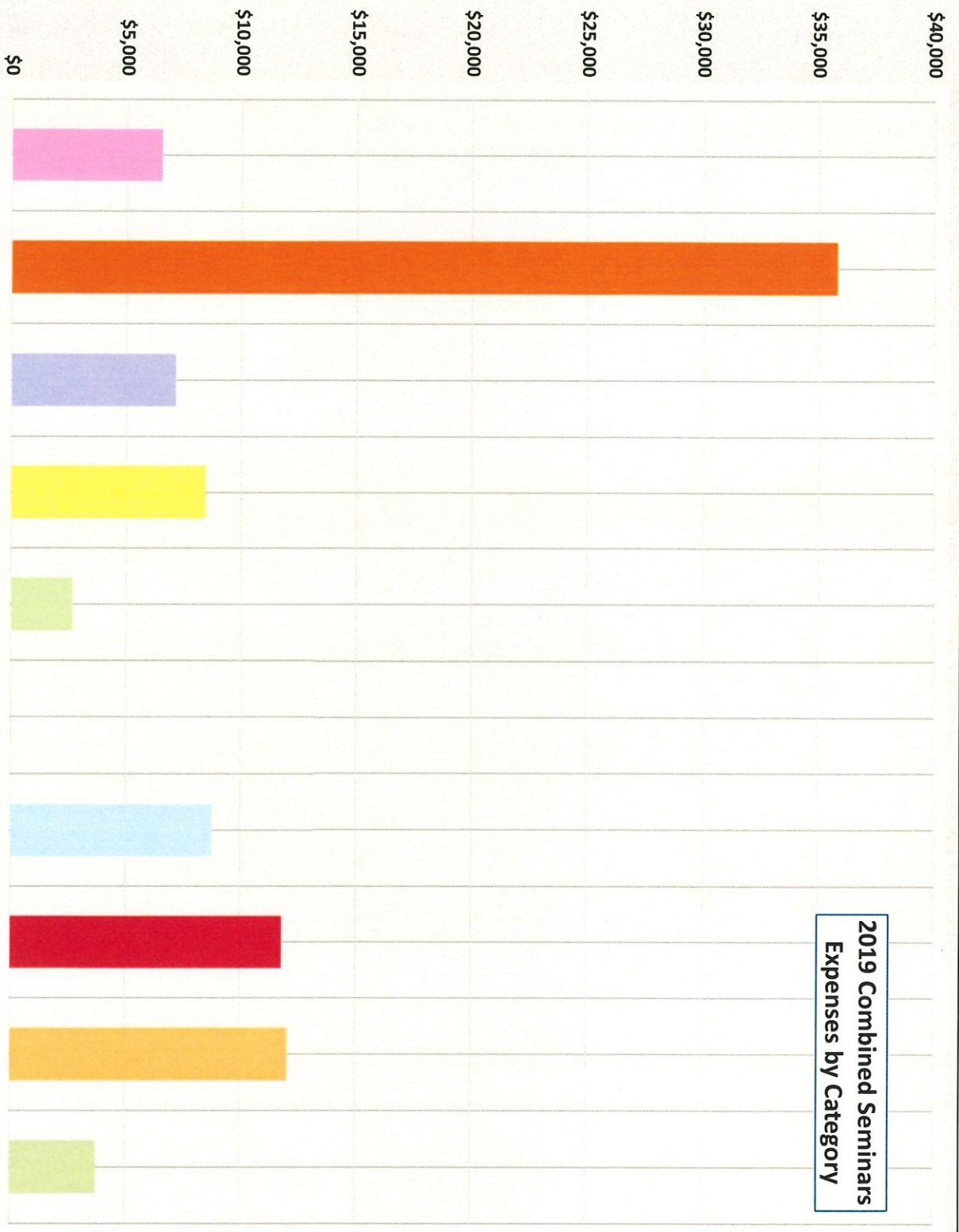
2019 Seminars
Income and Expenses



2019 Seminar Expenses



**2019 Combined Seminars
Expenses by Category**



Expenses	Meeting Room	Food	Lodging	Audio/Visual	Videotaping	Printing	Contract Costs	Speaker Costs	Travel Costs	Other
	\$6,547	\$35,791	\$7,162	\$8,449	\$2,674	\$0	\$8,795	\$11,800	\$12,049	\$3,735

2019 Seminars
Net Income/(Loss)

