


PROJECT	DESIGNATION
1900370	1900370
CONTRACT	
R-43754	

INDIANA DEPARTMENT OF TRANSPORTATION



ROAD PLANS

HEARING PLANS
AUGUST 2024

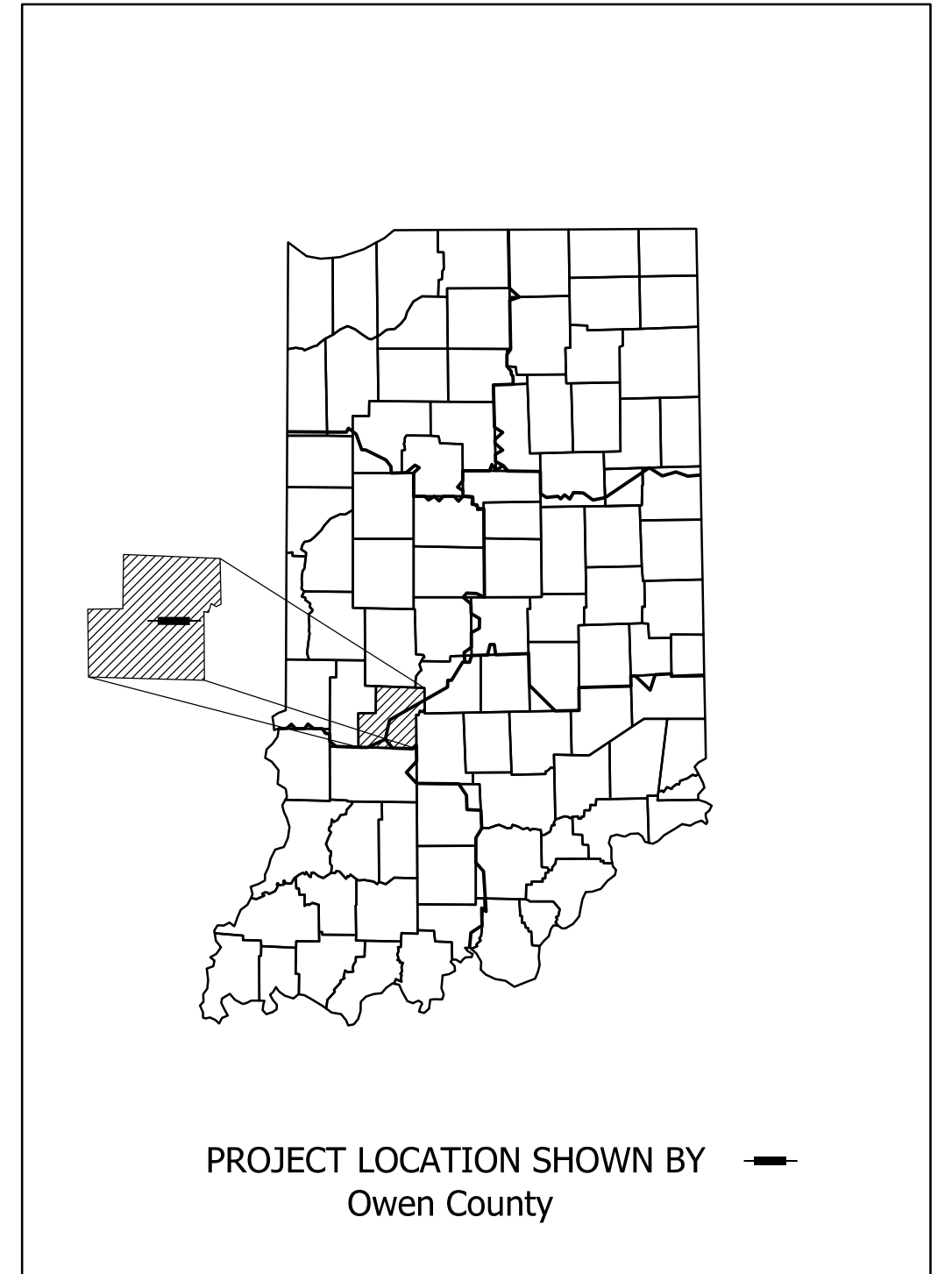
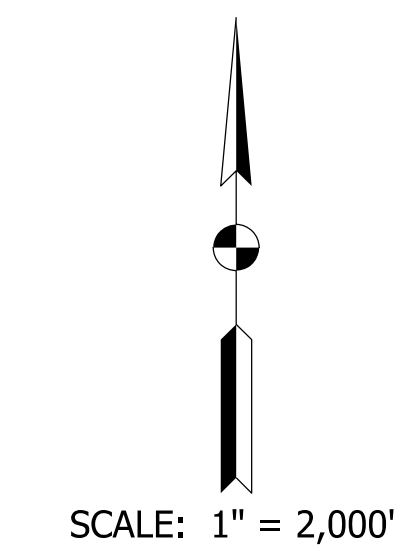
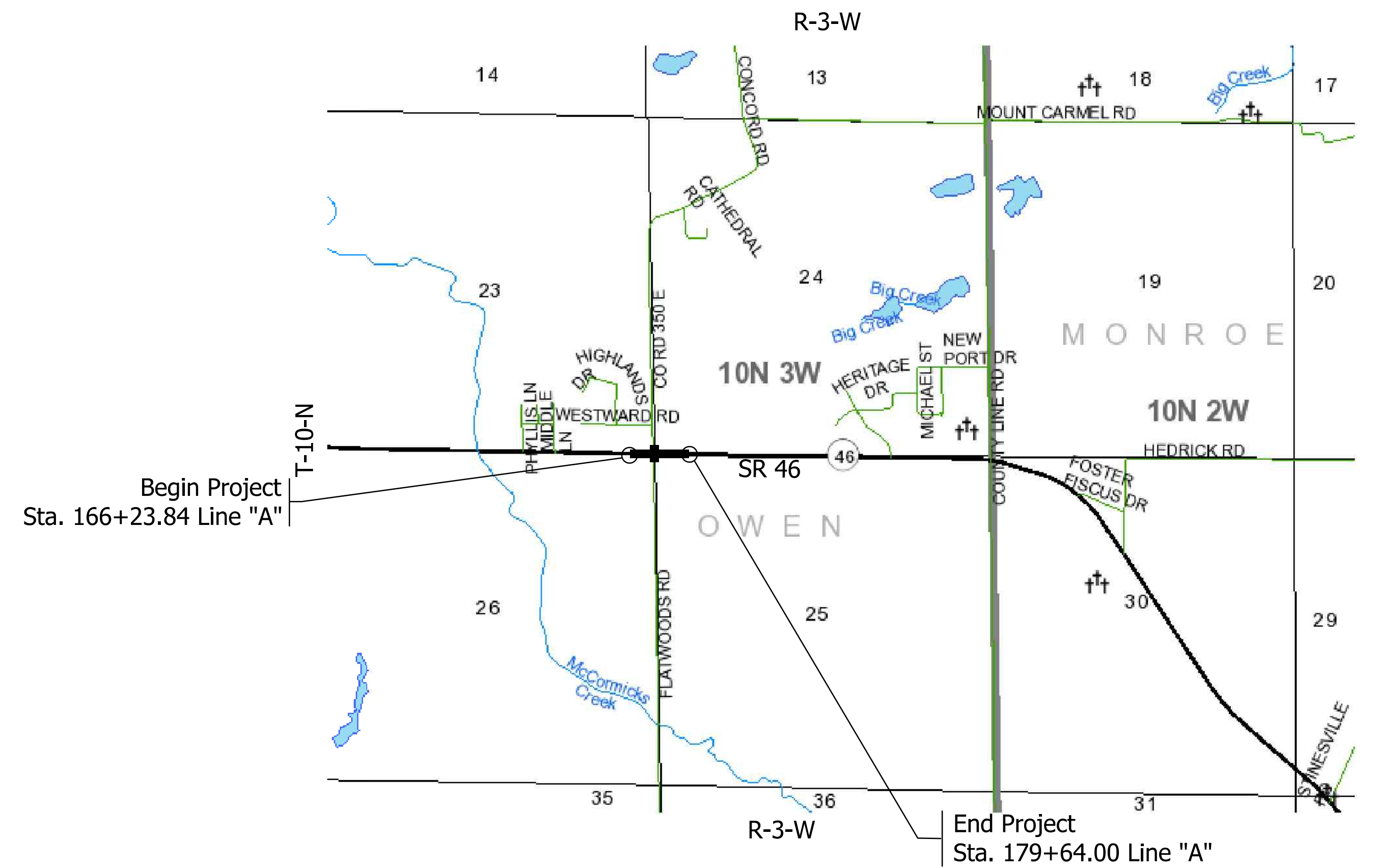
TRAFFIC DATA SR 46		
A.A.D.T. (2026)		14,000 V.P.D.
A.A.D.T. (2046)		16,693 V.P.D.
D.H.V. (2046)		1,669 V.P.H.
DIRECTIONAL DISTRIBUTION	Eastbound 55% & Westbound 45%	
TRUCKS		6% A.A.D.T. 6% D.H.V.

DESIGN DATA	
DESIGN SPEED	55 M.P.H.
PROJECT DESIGN CRITERIA	3R (NON-FREEWAY)
FUNCTIONAL CLASSIFICATION	PRINCIPAL ARTERIAL
RURAL/URBAN	RURAL
TERRAIN	LEVEL
ACCESS CONTROL	NONE

ROUTE: SR 46 AT: CONCORD RD / CR 350 E

PROJECT NO. 1900370 P.E.
1900370 R/W
1900370 CONST.

SR 46 & CR 350 E INTERSECTION IMPROVEMENT
Located approximately 3 Miles East of Town of Spencer
Sections 23, 24, 25, & 26, T10N, R3W, Washington Township, Owen County, Indiana



LATITUDE: 39°16'55"N LONGITUDE: 86°42'13"W

ROADWAY LENGTH:	0.30 MI.
TOTAL LENGTH:	0.30 MI.
MAX. GRADE:	2.80 %

INDIANA DEPARTMENT OF TRANSPORTATION
STANDARD SPECIFICATIONS DATED 2024
TO BE USED WITH THESE PLANS.

X:\Projects\2022\2263\207750_INDOT_SR_46_Concord\01_Constr\Drawings\207750.dgn

CERTIFIED BY: _____
REGISTERED PROFESSIONAL ENGINEER
STATE OF INDIANA NO. _____
COVERING OVERALL DESIGN

DATE _____

NOT FOR
CONSTRUCTION

DLZ INDIANA, LLC

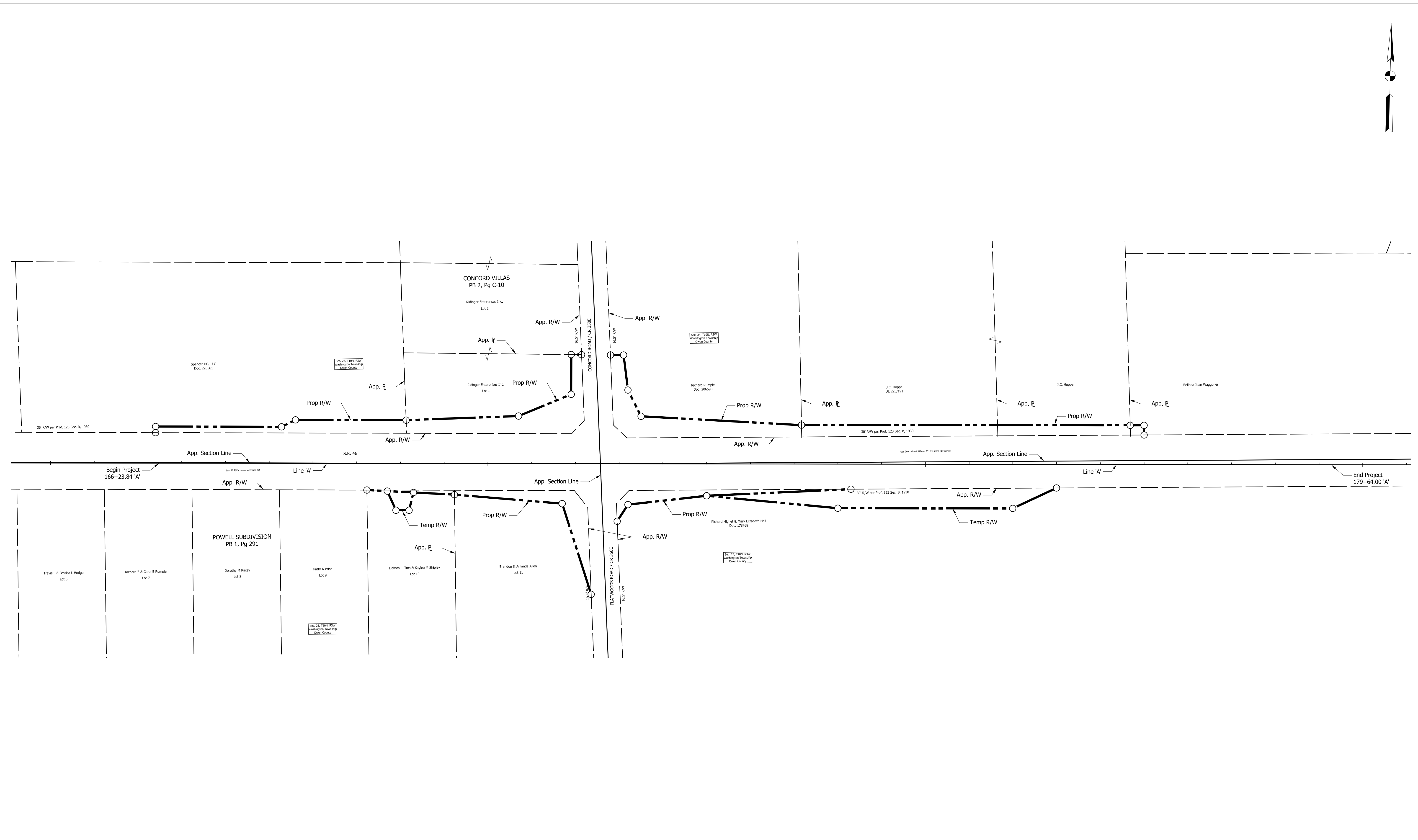
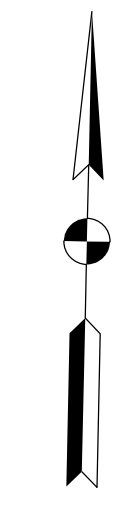


PLANS PREPARED BY:
DLZ INDIANA, LLC
138 N Delaware St,
Indianapolis, IN 46204
(317) 633-4120

APPROVED FOR LETTING: _____
INDIANA DEPARTMENT OF TRANSPORTATION

DATE _____

SCALE	AS NOTED
DESIGNATION	1900370
SHEETS	1 of 36
CONTRACT	R-43754
PROJECT	1900370



8/19/2024 X:\Projects\2022\263\20750\INDOT SR 46\Interiors\01_Constr\Docs\CAD\Sheets\2077P101.dgn



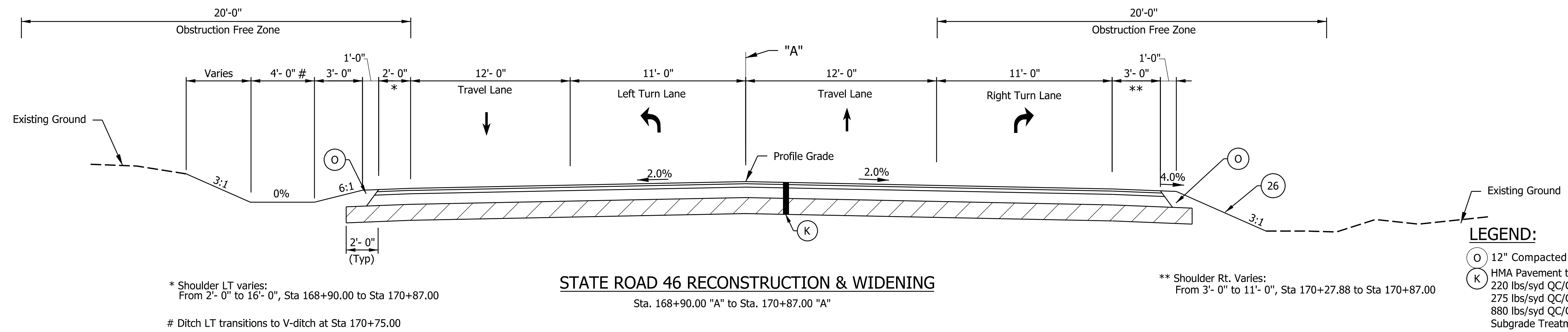
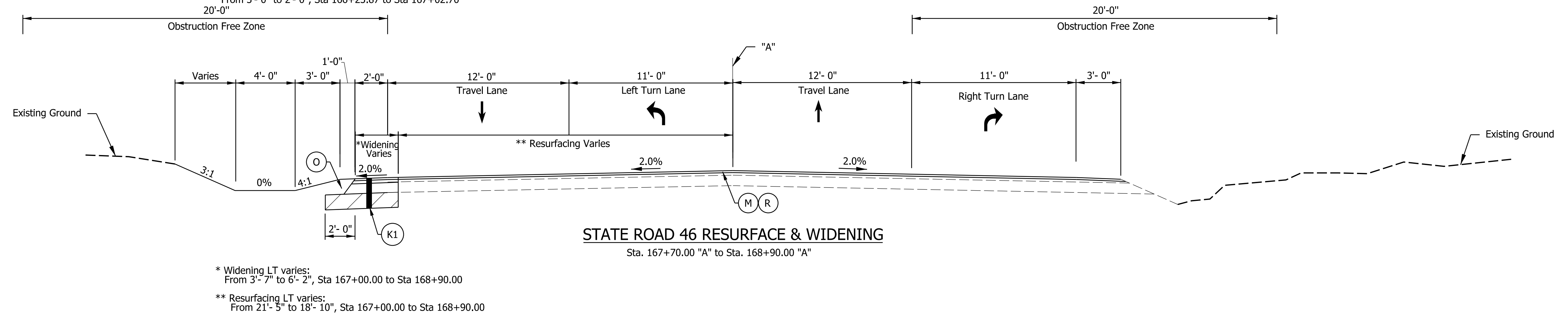
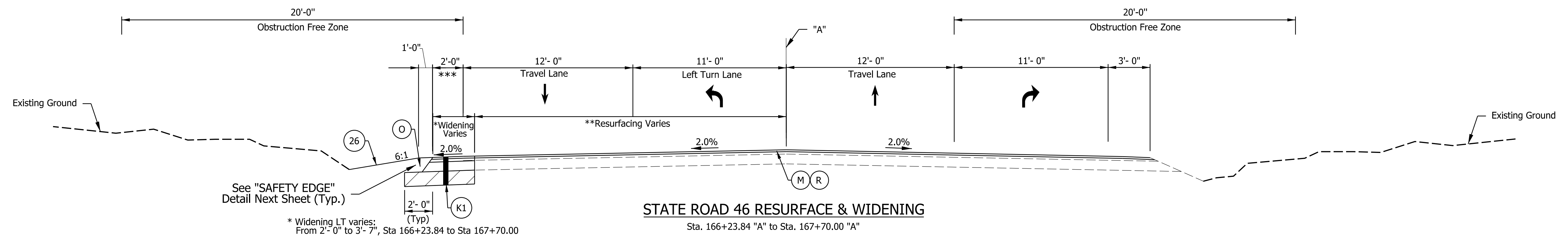
NOT FOR CONSTRUCTION
DLZ INDIANA, LLC

RECOMMENDED FOR APPROVAL	DESIGN ENGINEER	DATE
DESIGNED: AMH 5/2023	DRAWN: DPH 5/2023	
CHECKED: FS 5/2023	CHECKED: AMH 5/2023	

INDIANA DEPARTMENT OF TRANSPORTATION

PLAT #1

SCALE	IMPROVEMENT
1"=50'	
	DESIGNATION
	1900370
	SHEETS
	3 of 36
CONTRACT	PROJECT
R-43754	1900370



- LEGEND:**
- (O) 12" Compacted Aggregate No. 53
 - (K) HMA Pavement to be:
220 lbs/syd QC/QA-HMA 4, 58E, Surface 9.5 mm on
275 lbs/syd QC/QA-HMA 4, 58E, Intermediate 19.0 mm on
880 lbs/syd QC/QA-HMA 4, 58S, Base 25.0 mm on
Subgrade Treatment, Type IC (12" Compacted Aggregate, No. 53)
 - (K1) 220 lbs/syd QC/QA-HMA 4, 58E, Surface 9.5 mm, on
Widening with HMA, Type D (Consisting of:
275 lbs/syd HMA, Intermediate Type D, on
880 lbs/syd HMA, Base, Type D), on
Subgrade Treatment, Type IC (12" Compacted Aggregate, No. 53)
 - (M) Milling, Asphalt, 2 IN.
 - (R) 220 lbs/syd QC/QA-HMA 4, 58E, Surface 9.5 mm
 - (26) Seed Mixture, R
 - [Hatched Box] Subgrade Treatment, Type as Indicated

8/21/2024 X:\Projects\2022\263\207750.INDOT SR 46 Intersect\01_Constr\Docs\CAD\Sheets\2077typ01.dgn



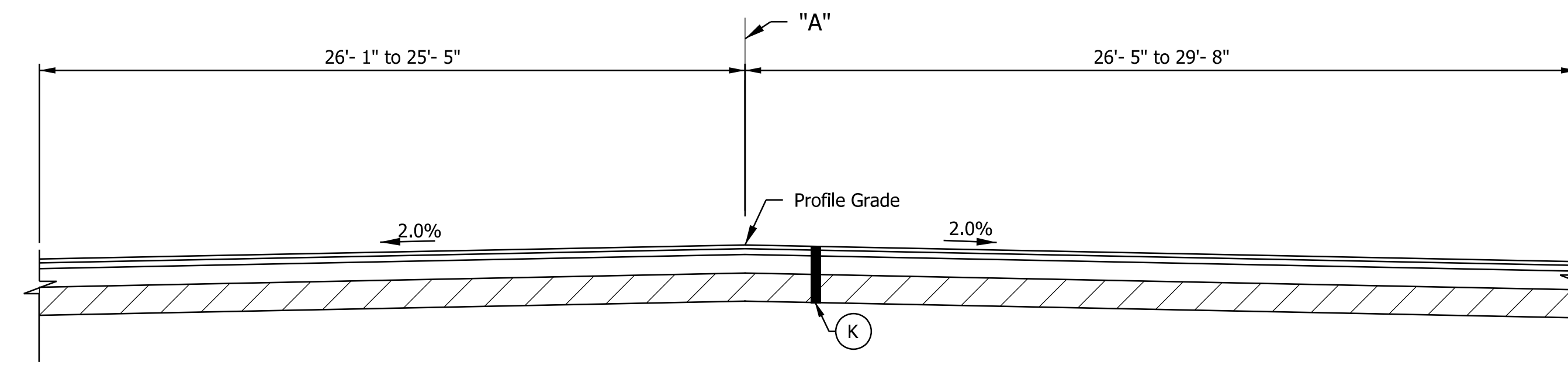
NOT FOR CONSTRUCTION
DLZ INDIANA, LLC

RECOMMENDED FOR APPROVAL	DESIGN ENGINEER	DATE
DESIGNED: AMH 5/2023	DRAWN: DPH 5/2023	
CHECKED: FS 5/2023	CHECKED: AMH 5/2023	

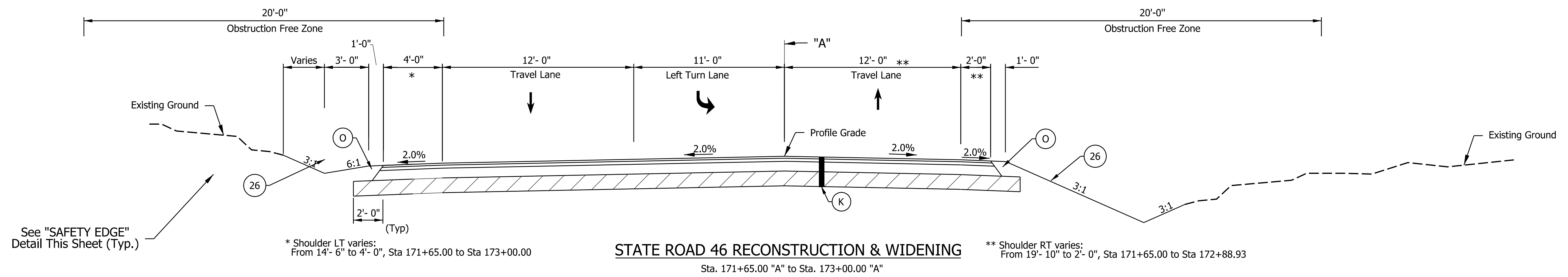
INDIANA DEPARTMENT OF TRANSPORTATION

TYPICAL SECTIONS

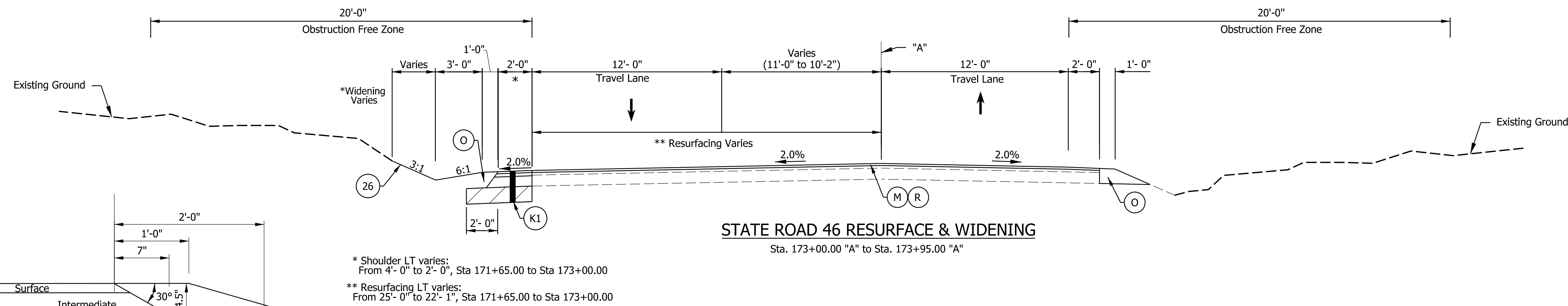
SCALE 1/4" = 1'-0"	IMPROVEMENT
	DESIGNATION 1900370
	SHEETS 4 of 36
CONTRACT R-43754	PROJECT 1900370



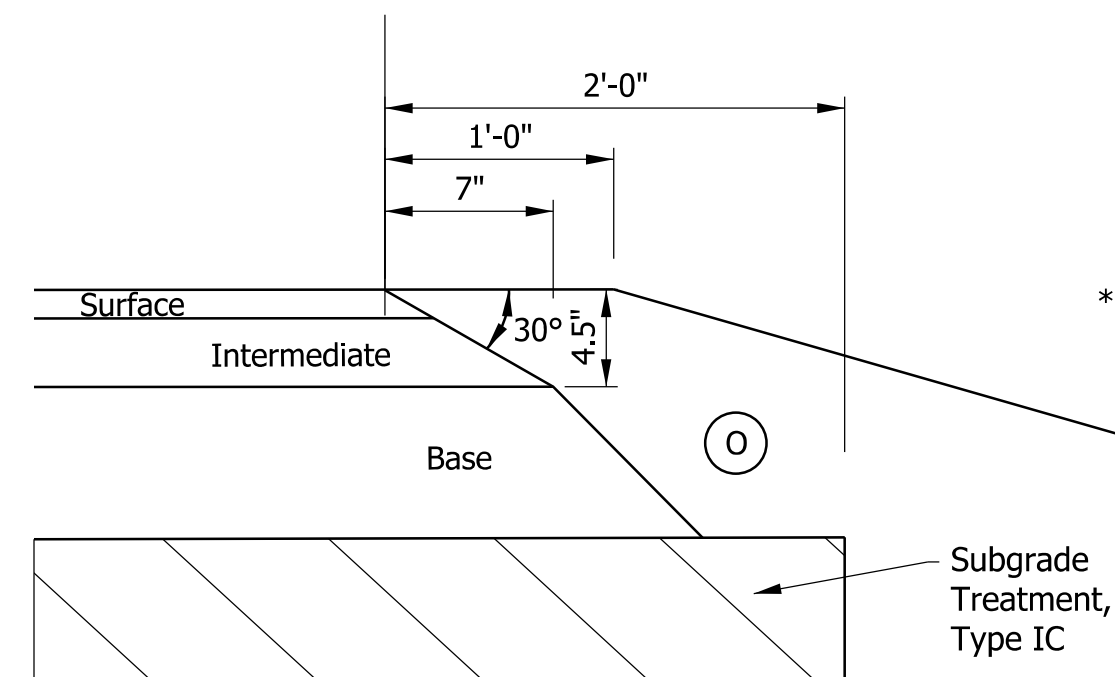
STATE ROAD 46 AT INTERSECTION
Sta. 170+87.00 "A" to Sta. 171+65.00 "A"



STATE ROAD 46 RECONSTRUCTION & WIDENING
Sta. 171+65.00 "A" to Sta. 173+00.00 "A"



STATE ROAD 46 RESURFACE & WIDENING
Sta. 173+00.00 "A" to Sta. 173+95.00 "A"



SAFETY EDGE ON HMA PAVEMENT
Scale: NTS

LEGEND:

- (O) 12" Compacted Aggregate No. 53
- (K) HMA Pavement to be:
220 lbs/syd QC/QA-HMA 4, 58E, Surface 9.5 mm on
275 lbs/syd QC/QA-HMA 4, 58E, Intermediate 19.0 mm on
880 lbs/syd QC/QA-HMA 4, 58S, Base 25.0 mm on
Subgrade Treatment, Type IC (12" Compacted Aggregate, No. 53)
- (K1) 220 lbs/syd QC/QA-HMA 4, 58E, Surface 9.5 mm, on
Widening with HMA, Type D (Consisting of:
275 lbs/syd HMA, Intermediate Type D, on
880 lbs/syd HMA, Base, Type D), on
Subgrade Treatment, Type IC (12" Compacted Aggregate, No. 53)
- (M) Milling, Asphalt, 2 IN.
- (R) 220 lbs/syd QC/QA-HMA 4, 58E, Surface 9.5 mm
- (26) Seed Mixture, R
- (Hatched) Subgrade Treatment, Type as Indicated

8/21/2024 X:\Projects\2022\263\207750\INDOT SR 46 Intersect\01_ConstrDocs\CAD\Sheets\207750\typ01.dgn



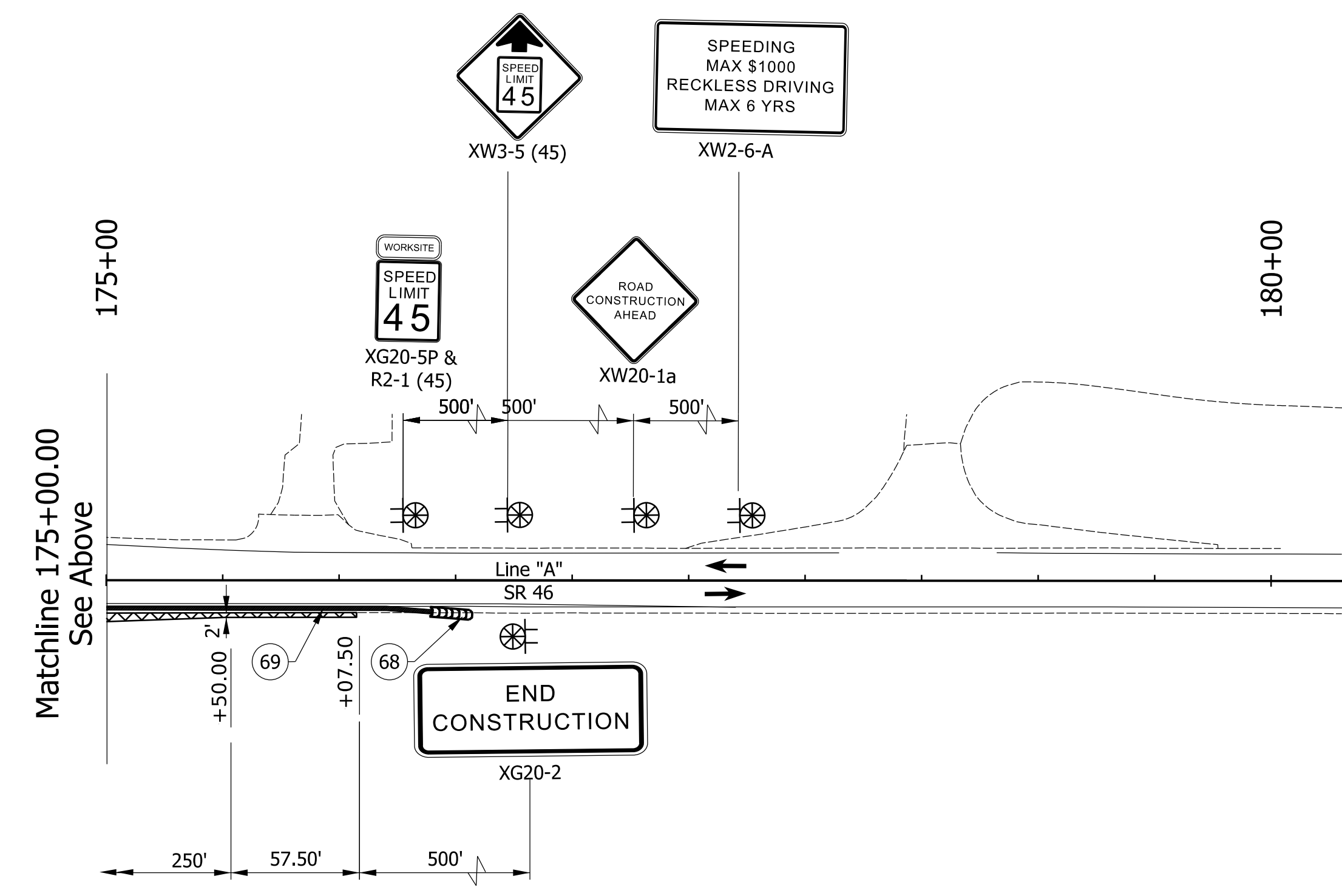
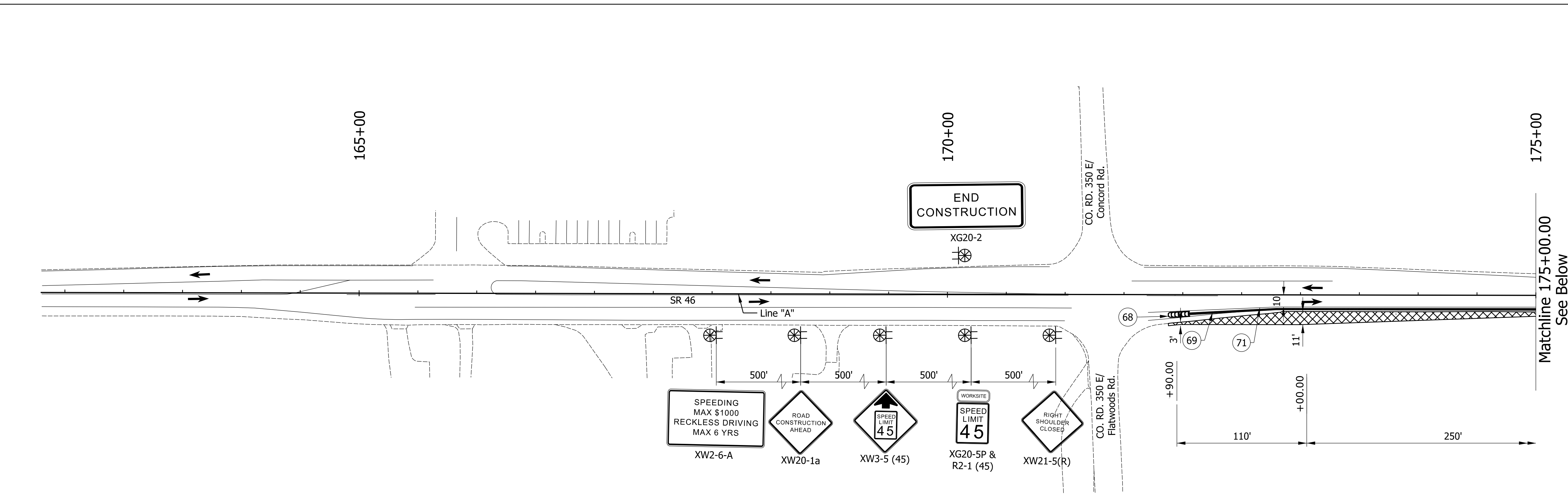
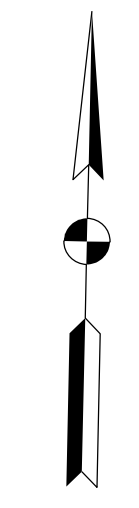
NOT FOR CONSTRUCTION
DLZ INDIANA, LLC

RECOMMENDED FOR APPROVAL	DESIGN ENGINEER	DATE
DESIGNED: AMH 5/2023	DRAWN: DPH 5/2023	
CHECKED: FS 5/2023	CHECKED: AMH 5/2023	

INDIANA DEPARTMENT OF TRANSPORTATION

TYPICAL SECTIONS

SCALE 1/4" = 1'-0"	IMPROVEMENT
	DESIGNATION 1900370
	SHEETS 5 of 36
CONTRACT R-43754	PROJECT 1900370



- NOTES**
- All signs, barricades, and pavement markings shall conform to the Indiana Manual on Traffic Control Devices for Streets and Highways, 2011 and any current supplements thereto.
 - Contractor shall maintain access to all commercial and private properties during construction.
 - Spacing of channelizing devices on tangents shall be 50' unless otherwise noted.
 - Spacing of channelizing devices on tapers shall be 25' unless otherwise noted.
 - Warning lights shall be installed on all channelizing devices.
 - One week prior to all traffic pattern changes, Contractor shall notify local fire department, police, and ambulance services of work schedule and temporary traffic layouts.

CONSTRUCTION SIGN SCHEDULE	
ITEM	TOTALS
TYPE 'A' SIGN	
XW20-1a	2 EACH
XW21-5	1 EACH
XW2-6-A	2 EACH
XW3-5	2 EACH
XG20-2	2 EACH
TOTAL TYPE 'A' SIGN	9 EACH
TYPE 'B' SIGN	
XG20-5P	2 EACH
R2-1 (45 MPH)	2 EACH
TOTAL TYPE 'B' SIGN	4 EACH

SIGN LEGEND		
SIGN	DESCRIPTION	SIZE (in x in)
R2-1	"SPEED LIMIT" (45 MPH)	24 X 30
XW2-6-A	"WORKSITE ADDED PENALTY" SIGN	78 X 42
XW3-5	"REDUCED SPEED LIMIT AHEAD" SIGN	48 X 48
XW20-1a	"ROAD CONSTRUCTION AHEAD" SIGN	48 X 48
XW21-5	"RIGHT SHOULDER CLOSED" SIGN	48 X 48
XG20-2	"END ROAD WORK" SIGN	60 X 24
XG20-5P	"WORKSITE" SIGN	24 X 18

- LEGEND:**
- (68) Energy Absorbing Terminal, CZ, TL-3
 - (69) Temporary Traffic Barrier, Type 2
 - (71) Temp. Pavement Marking, Removable, Solid, White, 4in
 - Area Under Construction
 - Type 'A' Construction Warning Light
 - Construction Sign
 - Standard Drum
 - Direction of Traffic
 - HMA for Temporary Pavement, Type B (Consisting of: 220#/SYD HMA, Surface, Type B, on 275 #/SYD HMA, Intermediate, Type B, on 605 #/SYD HMA, Base, Type B), on Subgrade Treatment, Type II (6" of Compacted Aggregate, No. 53)
- Construction Zone Design Speed = 45 mph (SR 46)

8/19/2024 X:\Projects\2022\263\207750_INDOT SR 46 Intersect\01_Constr\Docs\CAD\Sheets\2077NT10.dgn



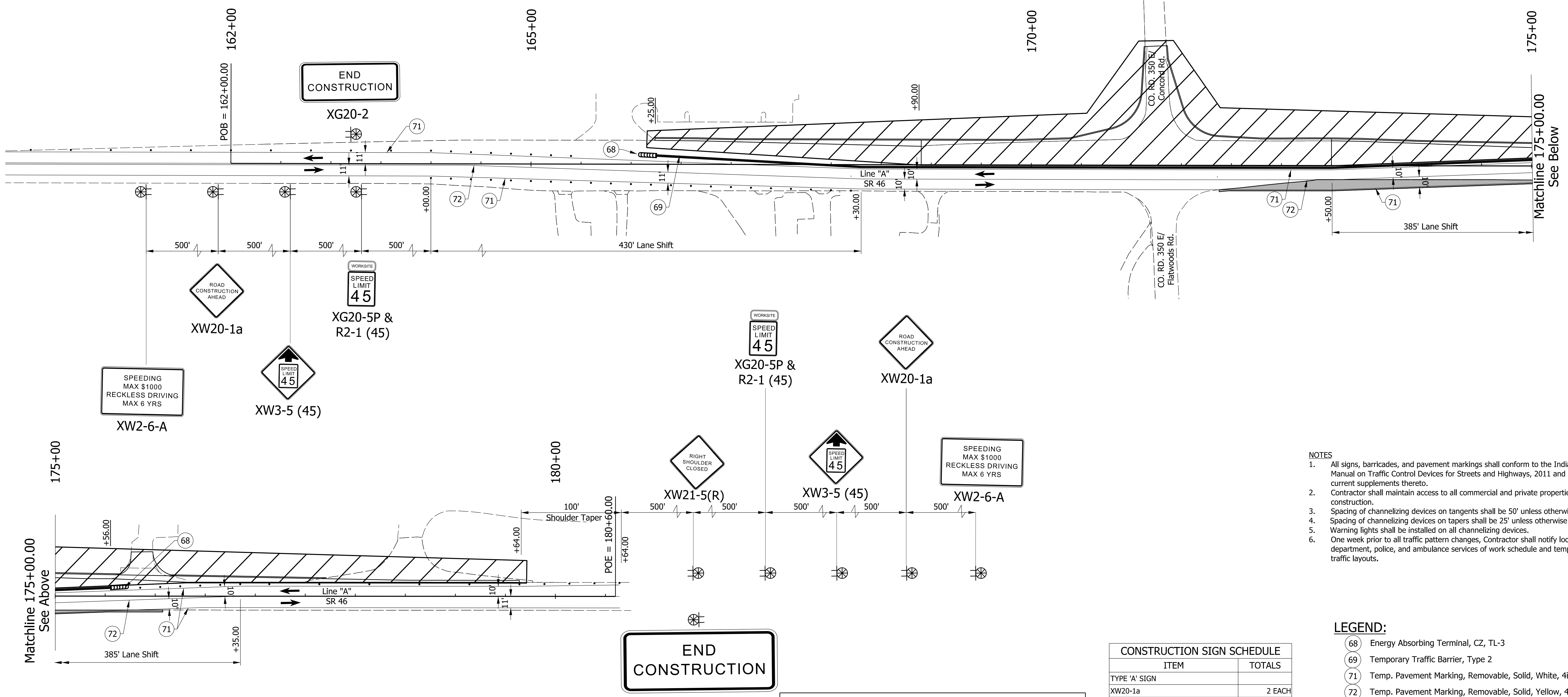
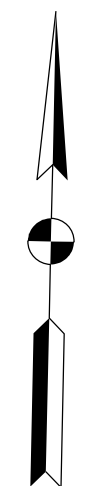
NOT FOR CONSTRUCTION
DLZ INDIANA, LLC

RECOMMENDED FOR APPROVAL	DESIGN ENGINEER	DATE
DESIGNED: AMH 5/2023	DRAWN: DPH 5/2023	
CHECKED: FS 5/2023	CHECKED: AMH 5/2023	

INDIANA DEPARTMENT OF TRANSPORTATION

MAINTENANCE OF TRAFFIC PHASE 1A

SCALE	IMPROVEMENT
1"=50'	
	DESIGNATION
	1900370
	SHEETS
	8 of 36
CONTRACT	PROJECT
R-43754	1900370



- NOTES**
- All signs, barricades, and pavement markings shall conform to the Indiana Manual on Traffic Control Devices for Streets and Highways, 2011 and any current supplements thereto.
 - Contractor shall maintain access to all commercial and private properties during construction.
 - Spacing of channelizing devices on tangents shall be 50' unless otherwise noted.
 - Spacing of channelizing devices on tapers shall be 25' unless otherwise noted.
 - Warning lights shall be installed on all channelizing devices.
 - One week prior to all traffic pattern changes, Contractor shall notify local fire department, police, and ambulance services of work schedule and temporary traffic layouts.

- LEGEND:**
- (68) Energy Absorbing Terminal, CZ, TL-3
 - (69) Temporary Traffic Barrier, Type 2
 - (71) Temp. Pavement Marking, Removable, Solid, White, 4in
 - (72) Temp. Pavement Marking, Removable, Solid, Yellow, 4in
 - Area Under Construction
 - Type 'A' Construction Warning Light
 - Construction Sign
 - Standard Drum
 - Direction of Traffic
 - Area of Temp. HMA Widening (From PH1A)

CONSTRUCTION SIGN SCHEDULE	
ITEM	TOTALS
TYPE 'A' SIGN	
XW20-1a	2 EACH
XW21-5	1 EACH
XW2-6-A	2 EACH
XW3-5	2 EACH
XG20-2	2 EACH
TOTAL TYPE 'A' SIGN	9 EACH
TYPE 'B' SIGN	
XG20-5P	2 EACH
R2-1 (45 MPH)	2 EACH
TOTAL TYPE 'B' SIGN	4 EACH

SIGN LEGEND		
SIGN	DESCRIPTION	SIZE (in x in)
R2-1	"SPEED LIMIT" (45 MPH)	24 X 30
XW2-6-A	"WORKSITE ADDED PENALTY" SIGN	78 X 42
XW3-5	"REDUCED SPEED LIMIT AHEAD" SIGN	48 X 48
XW20-1a	"ROAD CONSTRUCTION AHEAD" SIGN	48 X 48
XW21-5	"RIGHT SHOULDER CLOSED" SIGN	48 X 48
XG20-2	"END ROAD WORK" SIGN	60 X 24
XG20-5P	"WORKSITE" SIGN	24 X 18

Construction Zone Design Speed = 45 mph (SR 46)

8/19/2024 X:\Projects\2022\263\207750_INDOT SR 46 Intersect01_ConstrDocs\CAD\Sheets\2077NT1.dgn



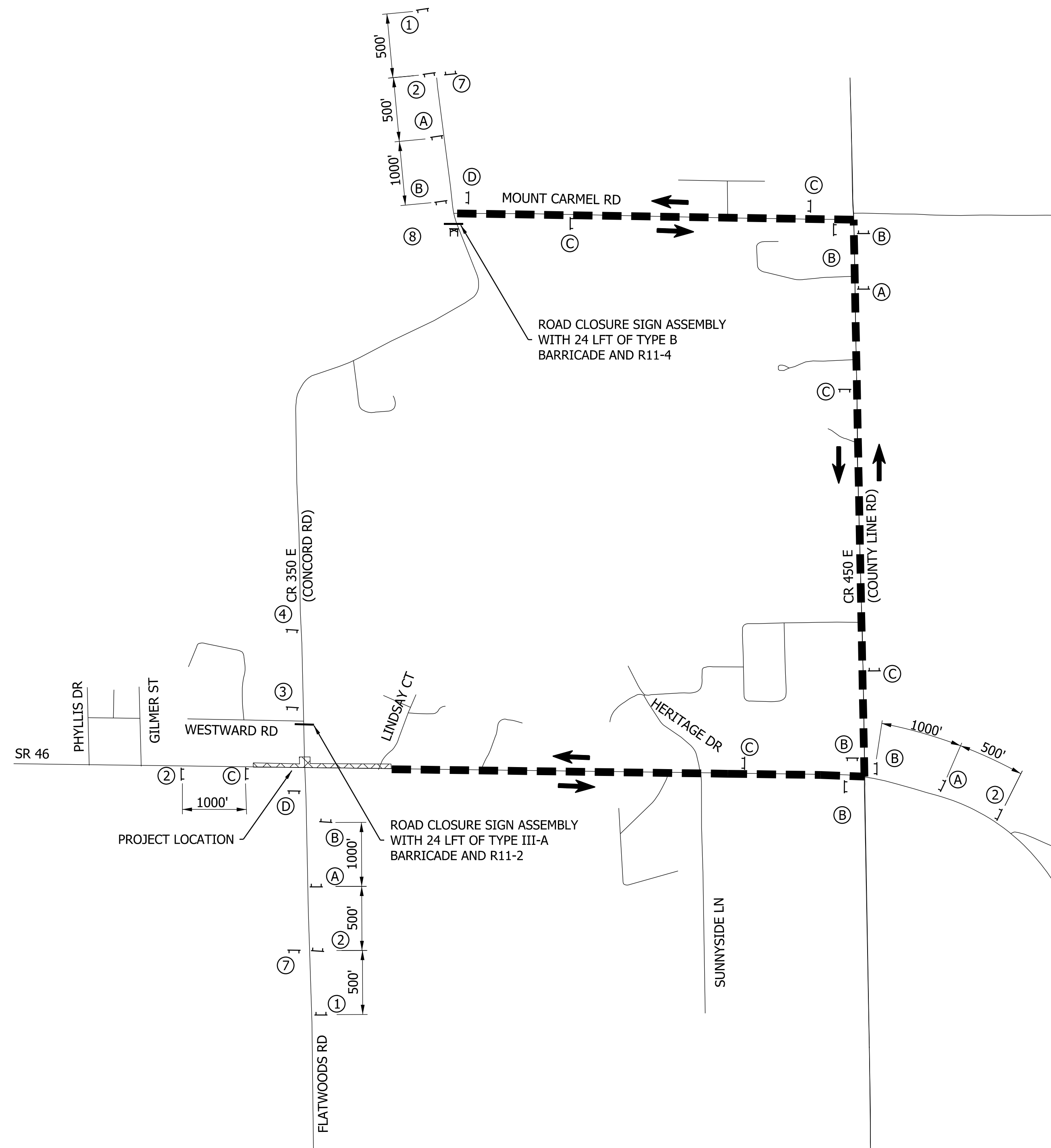
NOT FOR CONSTRUCTION
DLZ INDIANA, LLC

RECOMMENDED FOR APPROVAL	DESIGN ENGINEER	DATE
DESIGNED: AMH 5/2023	DRAWN: DPH 5/2023	
CHECKED: FS 5/2023	CHECKED: AMH 5/2023	

INDIANA
DEPARTMENT OF TRANSPORTATION

MAINTENANCE OF TRAFFIC
PHASE 1B

SCALE	IMPROVEMENT
1"=50'	
	DESIGNATION
	1900370
	SHEETS
	9 of 36
CONTRACT	PROJECT
R-43754	1900370



DETOUR ROUTE - SIGNS AND MARKERS

SCALE: Not to Scale

LEGEND

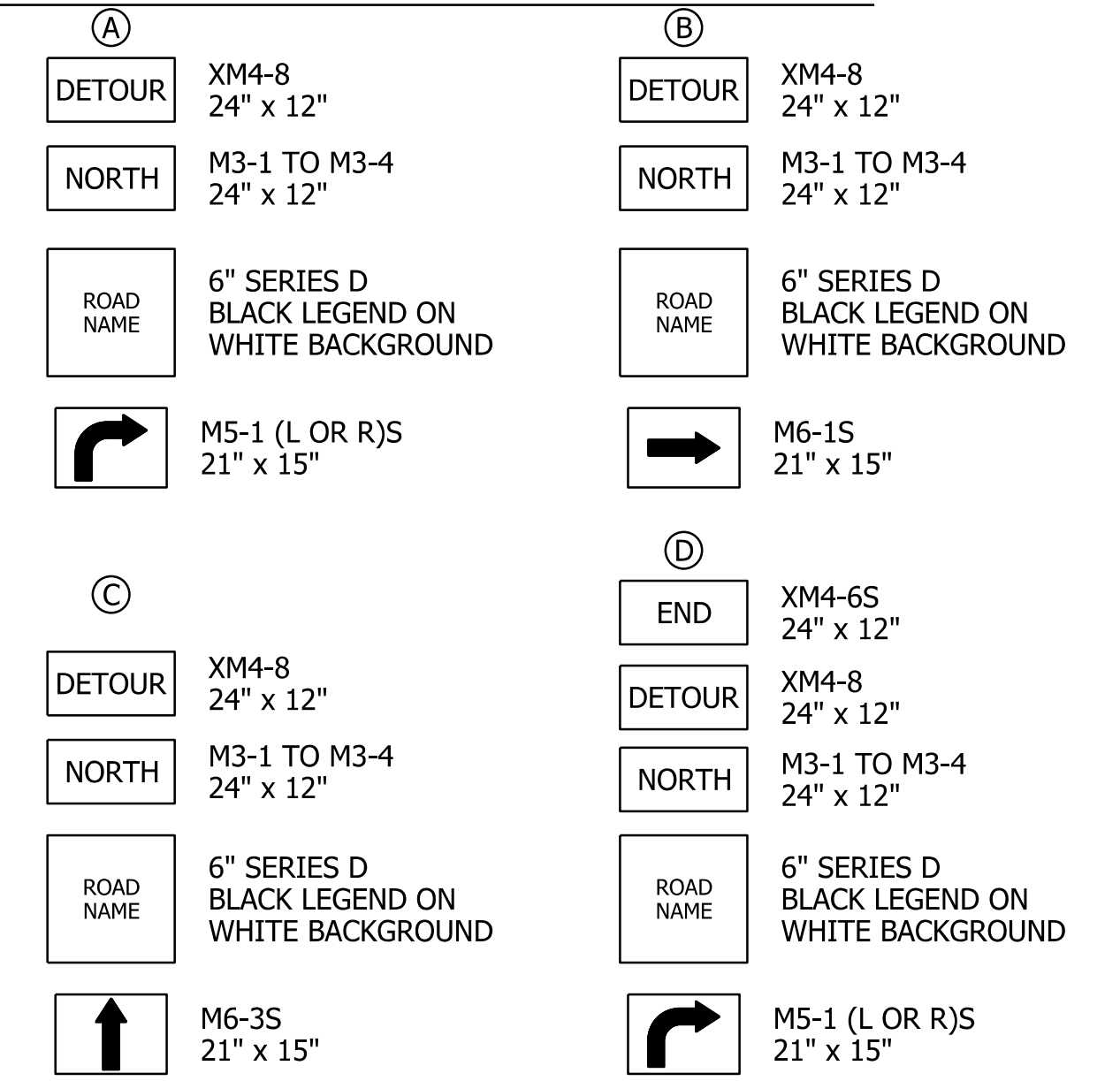
- Project Location
- Barricade
- Road Closure Sign Assembly
- Typical Construction Sign Standard
- Detour Route Marker Assembly
- Detour Route

CONSTRUCTION SIGN SCHEDULE	
ITEM	TOTALS
TYPE 'A' SIGN	
XW20-1	EACH
XW20-3	8 EACH
XW20-4	EACH
XG20-2	2 EACH
TOTAL TYPE 'A' SIGN	10 EACH
TYPE 'B' SIGN	
XM4-10 (L)	1 EACH
XM4-10 (R)	EACH
TOTAL TYPE 'B' SIGN	1 EACH
ROAD CLOSURE SIGN ASSEMBLY	2 EACH
TYPE III-A BARRICADE	24 LFT
TYPE III-B BARRICADE	24 LFT

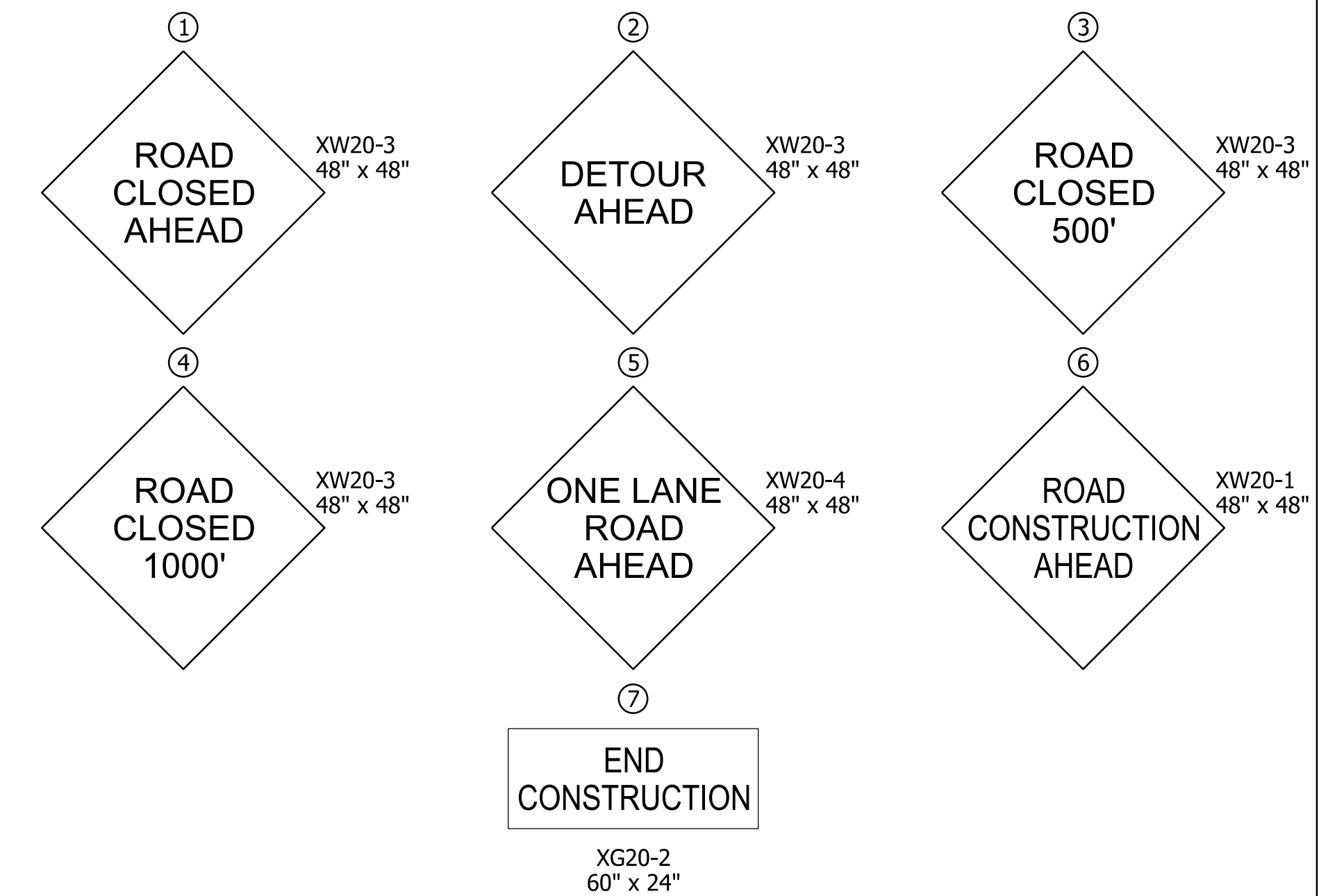
GENERAL NOTES

1. Exact sign locations to be field determined.
2. Contractor to erect and maintain all signs and barricades.
3. Access to all properties shall be maintained by the contractor at all times.
4. Detour route marker assemblies shall be in accordance with standard drawing E801-TCDT-01 rural detour.
5. Type B construction warning lights shall be used with all signs located at barricades.
6. Type A construction warning lights shall be used at all other construction signs.

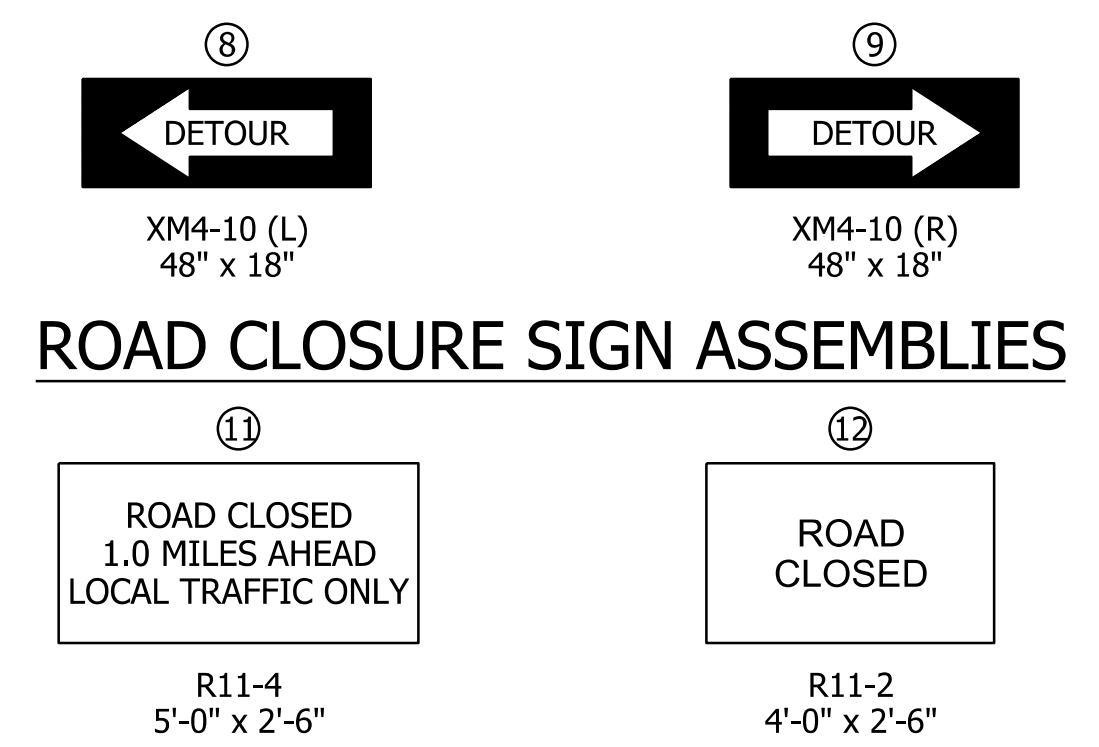
DETOUR ROUTE MARKER ASSEMBLY



CONSTRUCTION SIGNS, TYPE "A"



CONSTRUCTION SIGNS, TYPE "B"



8/19/2024 X:\Projects\2022\263\207750.INDOT SR 46 Intersect01_ConstrDocs\CAD\Sheets\2077NT15.dgn

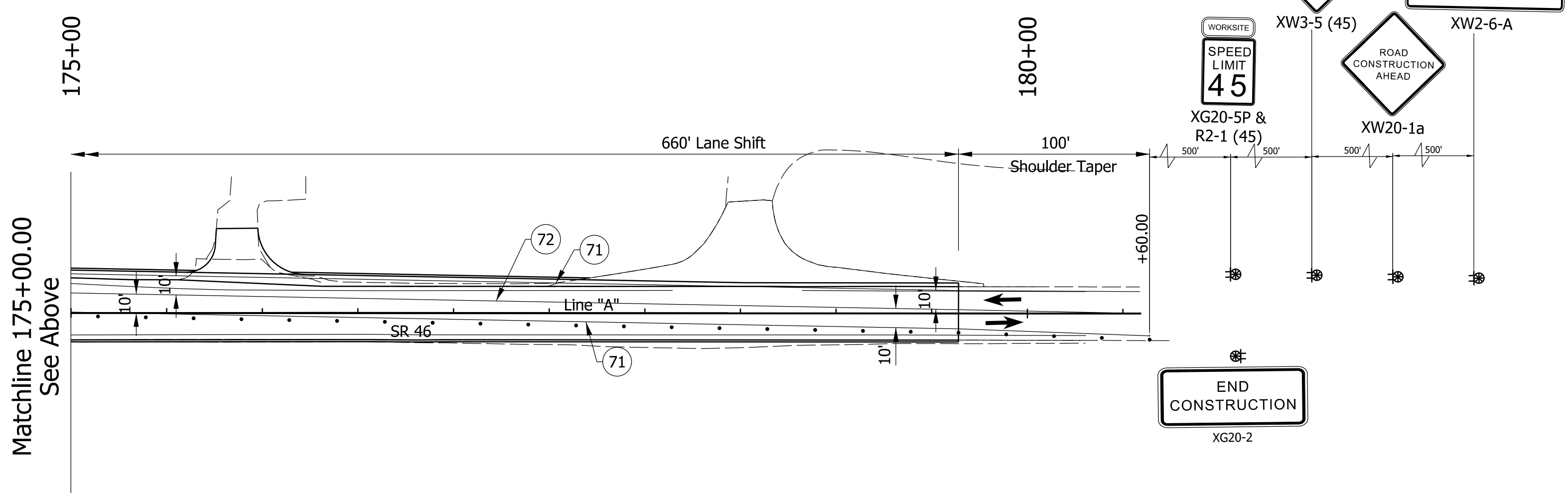
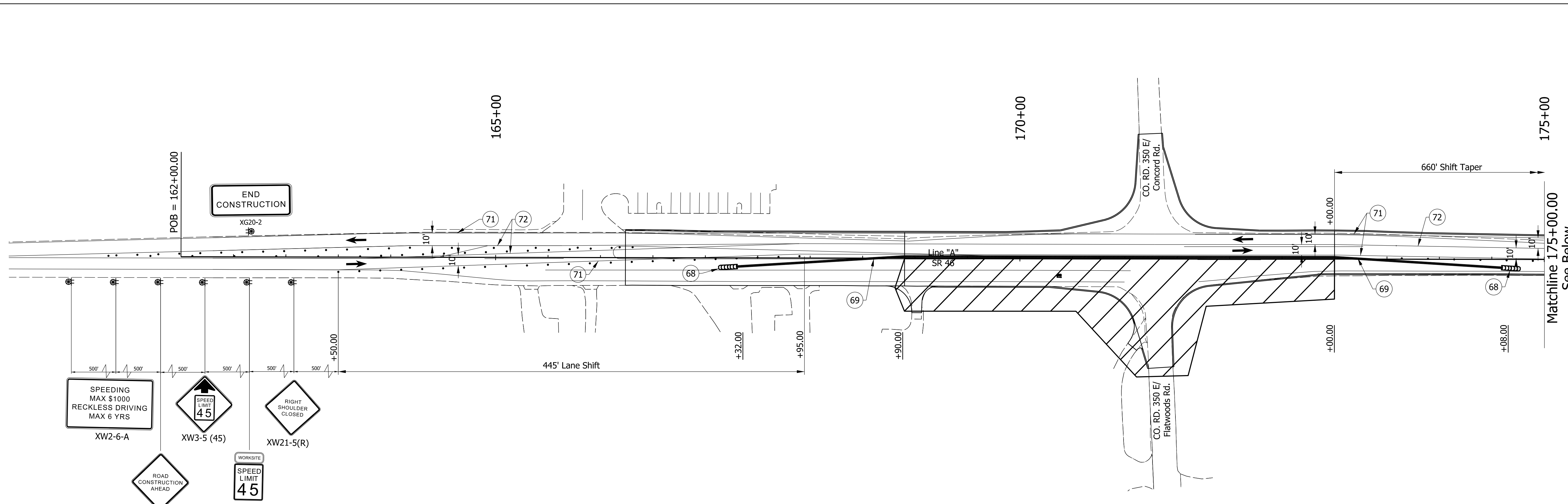
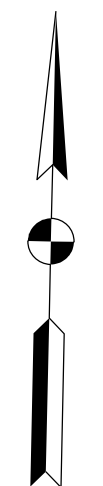


NOT FOR CONSTRUCTION
DLZ INDIANA, LLC

RECOMMENDED FOR APPROVAL	DESIGN ENGINEER	DATE
DESIGNED: AMH 5/2023	DRAWN: DPH 5/2023	
CHECKED: FS 5/2023	CHECKED: AMH 5/2023	

INDIANA DEPARTMENT OF TRANSPORTATION
DETOUR ROUTE PHASE 1B

SCALE AS NOTED	IMPROVEMENT
	DESIGNATION 1900370
	SHEETS 10 of 36
CONTRACT R-43754	PROJECT 1900370



SIGN LEGEND		
SIGN	DESCRIPTION	SIZE (in x in)
R2-1	"SPEED LIMIT" (45 MPH)	24 X 30
XW2-6-A	"WORKSITE ADDED PENALTY" SIGN	78 X 42
XW3-5	"REDUCED SPEED LIMIT AHEAD" SIGN	48 X 48
XW20-1a	"ROAD CONSTRUCTION AHEAD" SIGN	48 X 48
XW21-5	"RIGHT SHOULDER CLOSED" SIGN	48 X 48
XG20-2	"END ROAD WORK" SIGN	60 X 24
XG20-5P	"WORKSITE" SIGN	24 X 18

- NOTES**
- All signs, barricades, and pavement markings shall conform to the Indiana Manual on Traffic Control Devices for Streets and Highways, 2011 and any current supplements thereto.
 - Contractor shall maintain access to all commercial and private properties during construction.
 - Spacing of channelizing devices on tangents shall be 50' unless otherwise noted.
 - Spacing of channelizing devices on tapers shall be 25' unless otherwise noted.
 - Warning lights shall be installed on all channelizing devices.
 - One week prior to all traffic pattern changes, Contractor shall notify local fire department, police, and ambulance services of work schedule and temporary traffic layouts.

CONSTRUCTION SIGN SCHEDULE	
ITEM	TOTALS
TYPE 'A' SIGN	
XW20-1a	2 EACH
XW21-5	1 EACH
XW2-6-A	2 EACH
XW3-5	2 EACH
XG20-2	2 EACH
TOTAL TYPE 'A' SIGN	9 EACH
TYPE 'B' SIGN	
XG20-5P	2 EACH
R2-1 (45 MPH)	2 EACH
TOTAL TYPE 'B' SIGN	4 EACH

- LEGEND:**
- (68) Energy Absorbing Terminal, CZ, TL-3
 - (69) Temporary Traffic Barrier, Type 2
 - (71) Temp. Pavement Marking, Removable, Solid, White, 4in
 - (72) Temp. Pavement Marking, Removable, Solid, Yellow, 4in
 - Area Under Construction
 - Type 'A' Construction Warning Light
 - Construction Sign
 - Standard Drum
 - Direction of Traffic

Construction Zone Design Speed = 45 mph (SR 46)

8/19/2024 X:\Projects\2022\263\207750_INDOT SR 46 Intersectors\01_Constr\Drawings\CAD\Sheets\207750.MTD.dgn



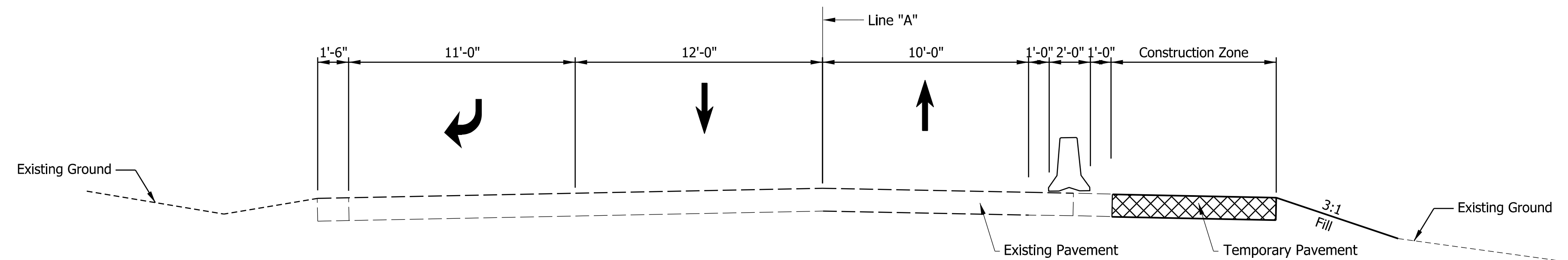
NOT FOR CONSTRUCTION
DLZ INDIANA, LLC

RECOMMENDED FOR APPROVAL	DESIGN ENGINEER	DATE
DESIGNED: AMH 5/2023	DRAWN: DPH 5/2023	
CHECKED: FS 5/2023	CHECKED: AMH 5/2023	

INDIANA
DEPARTMENT OF TRANSPORTATION

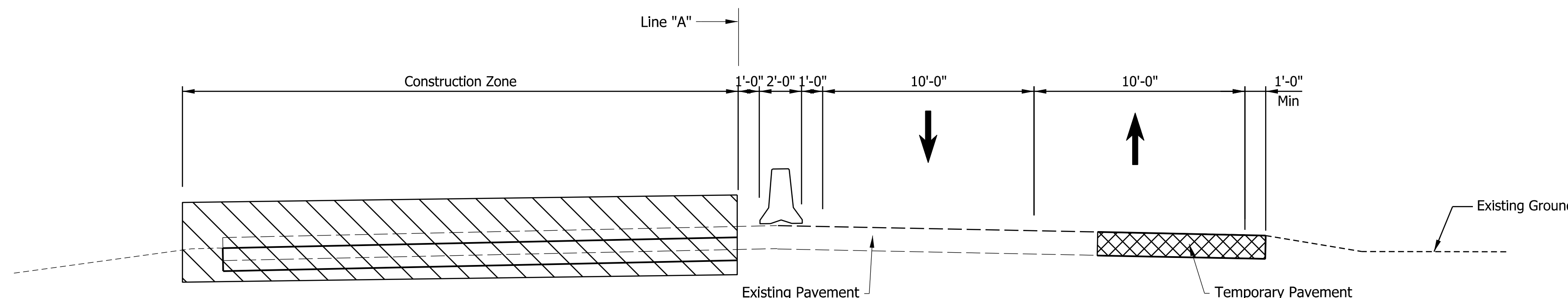
**MAINTENANCE OF TRAFFIC
PHASE 2**

SCALE	IMPROVEMENT
1"=50'	
	DESIGNATION
	1900370
	SHEETS
	11 of 36
CONTRACT	PROJECT
R-43754	1900370



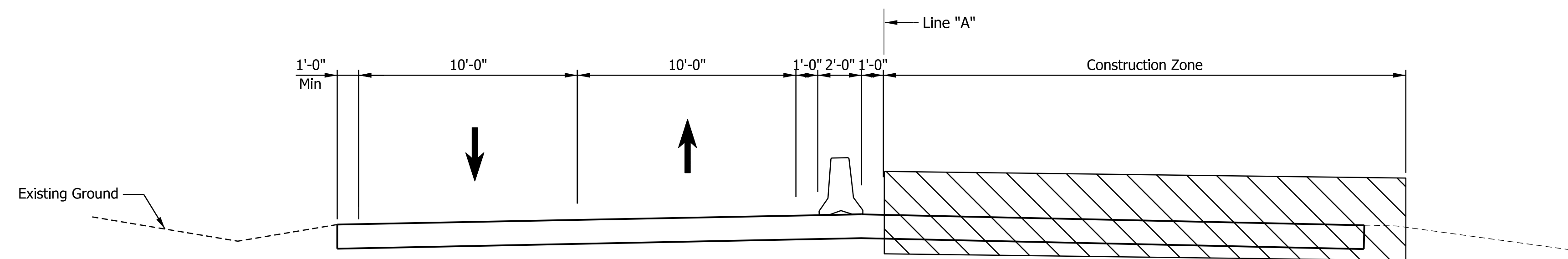
TYPICAL SECTION

Phase 1A
Sta. 171+85.00 "A" to Sta. 176+10.00 "A"



TYPICAL SECTION

Phase 1B
Sta. 168+90.00 "A" to Sta. 173+00.00 "A"



TYPICAL SECTION

Phase 2
Sta. 168+90.00 "A" to Sta. 173+00.00 "A"

MAINTENANCE OF TRAFFIC SCHEME:

Phase 1A

1. Construct temporary widening along south side of SR 46. Maintain two way traffic on SR 46.

Phase 1B

1. Construct north leg of CR 350 E/Concord Road and provide detour for the north leg.
2. Construct full depth pavement and widening on north half (North of Line "A") on SR 46. Shift westbound and eastbound traffic lanes of SR 46 to south side.

Phase 2

1. Construct south leg of CR 350 E/Flatwoods Road and provide detour for the south leg.
2. Construct full depth pavement on south half (South of Line "A") of SR 46. Shift westbound and eastbound traffic lanes on SR 46 to north side.

LEGEND:

- Area Under Construction
- HMA for Temporary Pavement, Type B (Consisting of: 220 #/SYD HMA, Surface Type B, on 275 #/SYD HMA, Intermediate, Type B, on 605 #/SYD HMA, Base, Type B), on Subgrade Treatment, Type II (6" of Compacted Aggregate, No. 53

8/19/2024 X:\Projects\2022\2663\207750\INDOT SR 46 Interiors\01_Cons\Drawings\CAD\Sheets\2077NTY01.dgn



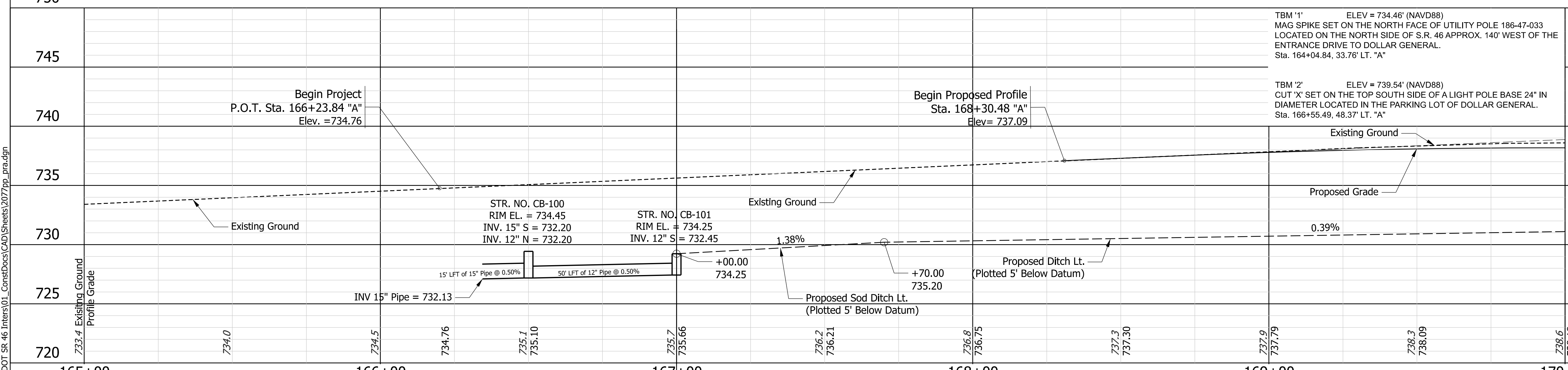
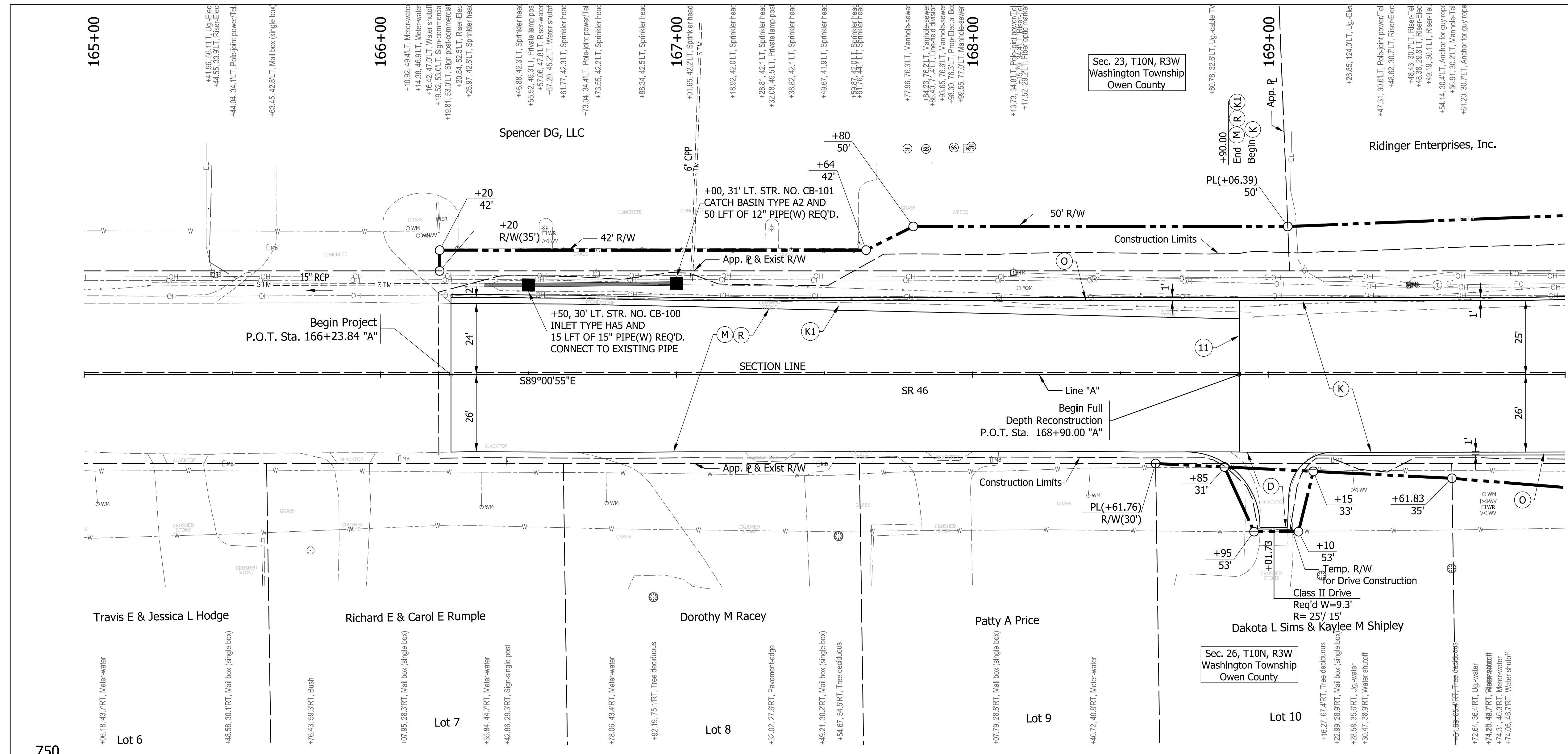
NOT FOR CONSTRUCTION
DLZ INDIANA, LLC

RECOMMENDED FOR APPROVAL	DESIGN ENGINEER	DATE
DESIGNED: AMH 5/2023	DRAWN: DPH 5/2023	
CHECKED: FS 5/2023	CHECKED: AMH 5/2023	

INDIANA DEPARTMENT OF TRANSPORTATION

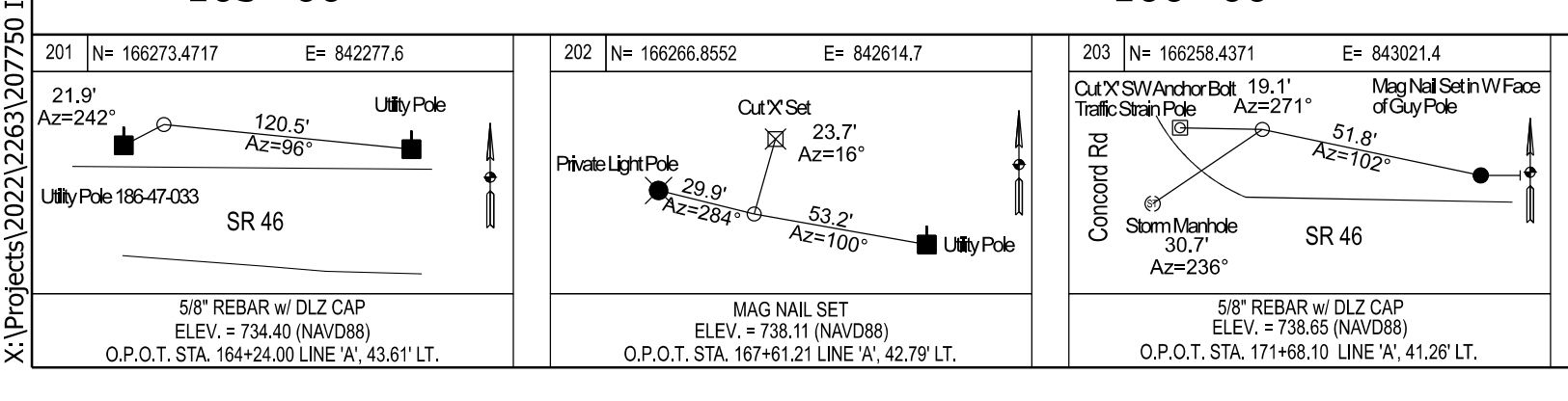
MOT TYPICAL SECTIONS

SCALE	IMPROVEMENT
1/4" = 1'-0"	
	DESIGNATION
	1900370
	SHEETS
	7 of 36
CONTRACT	PROJECT
R-43754	1900370



- LEGEND:**
- 12" Compacted Aggregate No. 53
 - ⊖ HMA for Approaches Type B: 165 lbs/syd Surface Type B, on 275 lbs/syd Intermediate Type B, on 6in Compacted Aggregate No. 53, on Subgrade Treatment, Type II (6in Coarse Aggregate No. 53)
 - ⊙ HMA Pavement to be: 275 lbs/syd QC/QA-HMA 4, 58E, Surface 9.5 mm, on 275 lbs/syd QC/QA-HMA 4, 58E, Intermediate 19.0 mm, on 880 lbs/syd QC/QA-HMA 4, 58S, Base 25.0 mm, on Subgrade Treatment, Type IC (12" Compacted Aggregate, No. 53)
 - ⊕ 220 lbs/syd QC/QA-HMA 4, 58E, Surface, 9.5 mm, on Widening with HMA, Type D (Consisting of: 275 lbs/syd HMA, Intermediate, Type D, on 880 lbs/syd HMA, Base, Type D), on Subgrade Treatment, Type IC (12" Compacted Aggregate, No. 53)
 - Ⓜ Milling, Asphalt, 2 IN.
 - Ⓡ 220 lbs/syd QC/QA-HMA 4, 58E, Surface 9.5 mm
 - Ⓜ Sawcut
 - Ⓜ Seed Mixture, R
 - Ⓜ Remove

- Notes:**
1. All topography described from Line "A".
 2. All R/W described from Line "A" Unless Noted Otherwise.
 3. Line "A" to be constructed.



DLZ

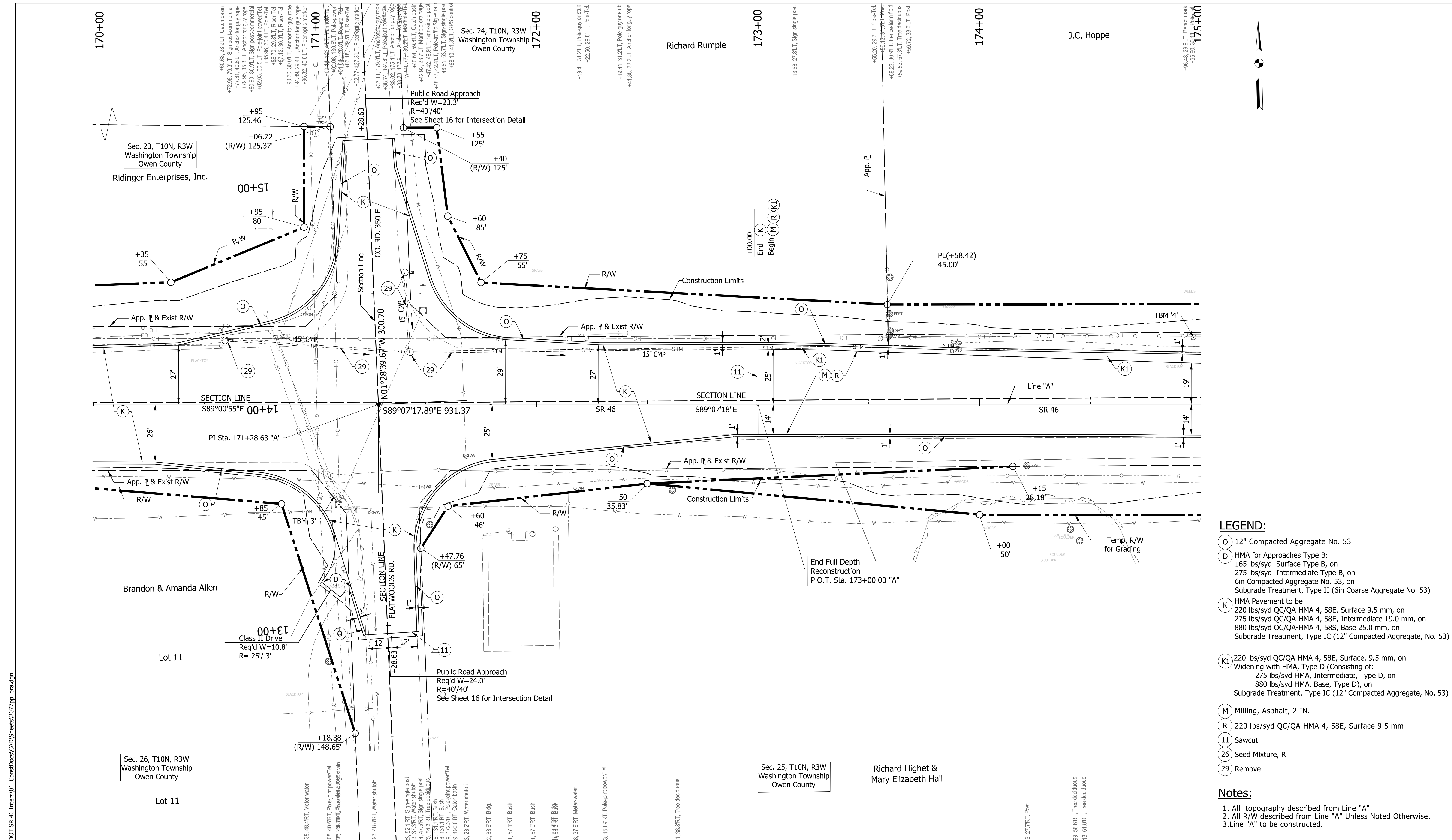
NOT FOR CONSTRUCTION

DLZ INDIANA, LLC

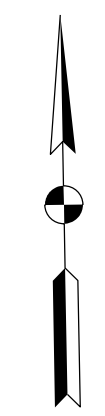
RECOMMENDED FOR APPROVAL	DESIGN ENGINEER	DATE
DESIGNED: AMH	5/2023	DRAWN: DPH
CHECKED: FS	5/2023	CHECKED: AMH
		5/2023

INDIANA DEPARTMENT OF TRANSPORTATION	
HORIZONTAL SCALE	IMPROVEMENT
1"=20'	
VERTICAL SCALE	DESIGNATION
1"=5'	1900370
PLAN AND PROFILE LINE "A"	
CONTRACT	SHEETS
R-43754	13 of 36
	PROJECT
	1900370

8/19/2024 X:\Projects\2023\2023\207750\INDOT SR 46\Inters01_Const\Drawings\CAD\Sheets\207750\pna.dgn



J.C. Hoppe



LEGEND:

- (O) 12" Compacted Aggregate No. 53
- (D) HMA for Approaches Type B:
165 lbs/syd Surface Type B, on
275 lbs/syd Intermediate Type B, on
6in Compacted Aggregate No. 53, on
Subgrade Treatment, Type II (6in Coarse Aggregate No. 53)
- (K) HMA Pavement to be:
220 lbs/syd QC/QA-HMA 4, 58E, Surface 9.5 mm, on
275 lbs/syd QC/QA-HMA 4, 58E, Intermediate 19.0 mm, on
880 lbs/syd QC/QA-HMA 4, 58S, Base 25.0 mm, on
Subgrade Treatment, Type IC (12" Compacted Aggregate, No. 53)
- (K1) 220 lbs/syd QC/QA-HMA 4, 58E, Surface, 9.5 mm, on
Widening with HMA, Type D (Consisting of:
275 lbs/syd HMA, Intermediate, Type D, on
880 lbs/syd HMA, Base, Type D), on
Subgrade Treatment, Type IC (12" Compacted Aggregate, No. 53)
- (M) Milling, Asphalt, 2 IN.
- (R) 220 lbs/syd QC/QA-HMA 4, 58E, Surface 9.5 mm
- (11) Sawcut
- (26) Seed Mixture, R
- (29) Remove

Notes:

1. All topography described from Line "A".
2. All R/W described from Line "A" Unless Noted Otherwise.
3. Line "A" to be constructed.

8/19/2024 X:\Projects\2023\263\207750\INDOT SR 46 Intersect\01_Cons\Drawings\CAD\Sheets\2077pp_bra.dgn

<p>203 N= 169258.4371 E= 843021.4 O.I.'X'S/W Anchor Bolt 19.1' Traffic Sign Pole Az=271° Az=102° Az=236°</p>	<p>204 N= 169234.134 E= 843423.7 Telephone Pole 169 74.4' Az=276° 62.3' Az=85°</p>	<p>205 N= 169299.809 E= 842975.4 Mag Nail Set in SW Face Utility Pole 40 MPH Sign 26.3' Az=176° 16.9' Az=85° 5' REBAR w/ DLZ CAP ELEV = 738.5 (NAV088) O.P.O.T. STA. 171+68.10 LINE 'A', 41.26' LT.</p>
---	---	--



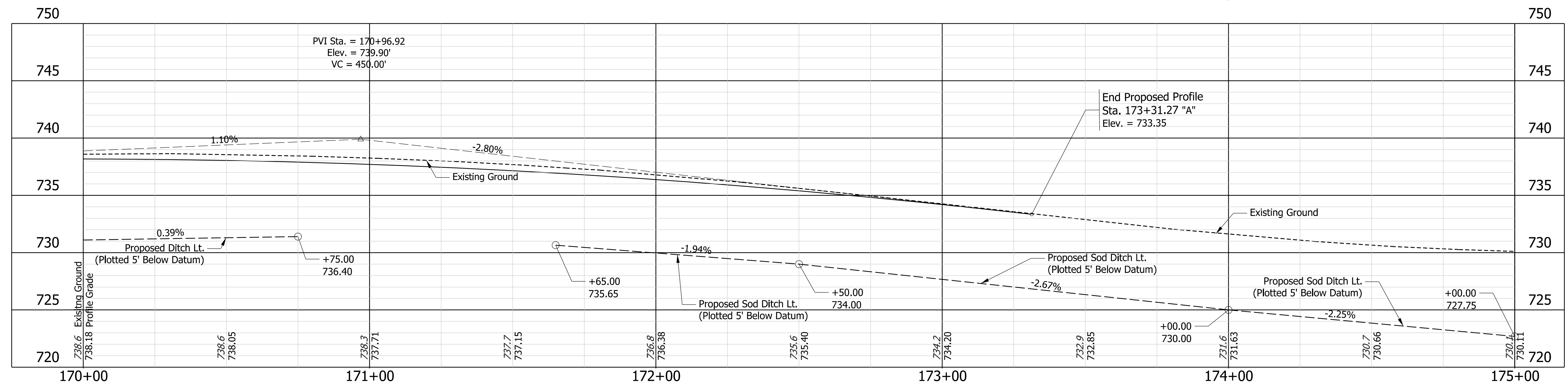
NOT FOR CONSTRUCTION
DLZ INDIANA, LLC

RECOMMENDED FOR APPROVAL	DESIGN ENGINEER	DATE
DESIGNED: AMH	5/2023	DRAWN: DPH
5/2023		5/2023
CHECKED: FS	5/2023	CHECKED: AMH
		5/2023

INDIANA DEPARTMENT OF TRANSPORTATION		SCALE	IMPROVEMENT
PLAN AND PROFILE LINE "A"		1"=20'	
		DESIGNATION	
		1900370	
		SHEETS	
		14	of 36
		PROJECT	
		1900370	
		CONTRACT	
		R-43754	

TBM '3' ELEV = 736.83' (NAVD88)
 CUT 'X' FOUND ON THE TOP NORTH MOST ANCHOR BOLT OF A TRAFFIC STRAIN POLE LOCATED IN THE SOUTHWEST QUADRANT OF THE INTERSECTION OF S.R. 46 AND FLATWOODS ROAD. Sta. 171+10.43, 44.49' RL "A"

TBM '4' ELEV = 730.65' (NAVD88)
 MAG SPIKE SET ON THE SOUTH FACE OF TELEPHONE POLE SBC 1499, LOCATED ON THE NORTH SIDE OF S.R. 46 APPROX. 50' SOUTHWEST FROM A WOODEN SIGN READING "COWBOY BOOTS". Sta. 174+96.48, 29.94' Lt. "A"



8/19/2024 X:\Projects\2022\263\07750\INDOT SR 46 Intersect\01_ConstrDocs\CAD\Sheets\2077pp_pra.dgn



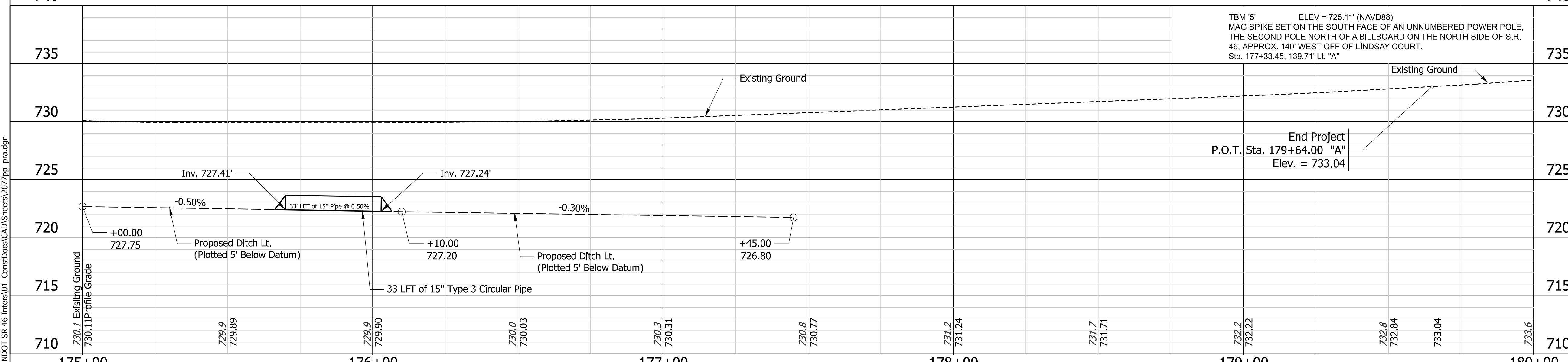
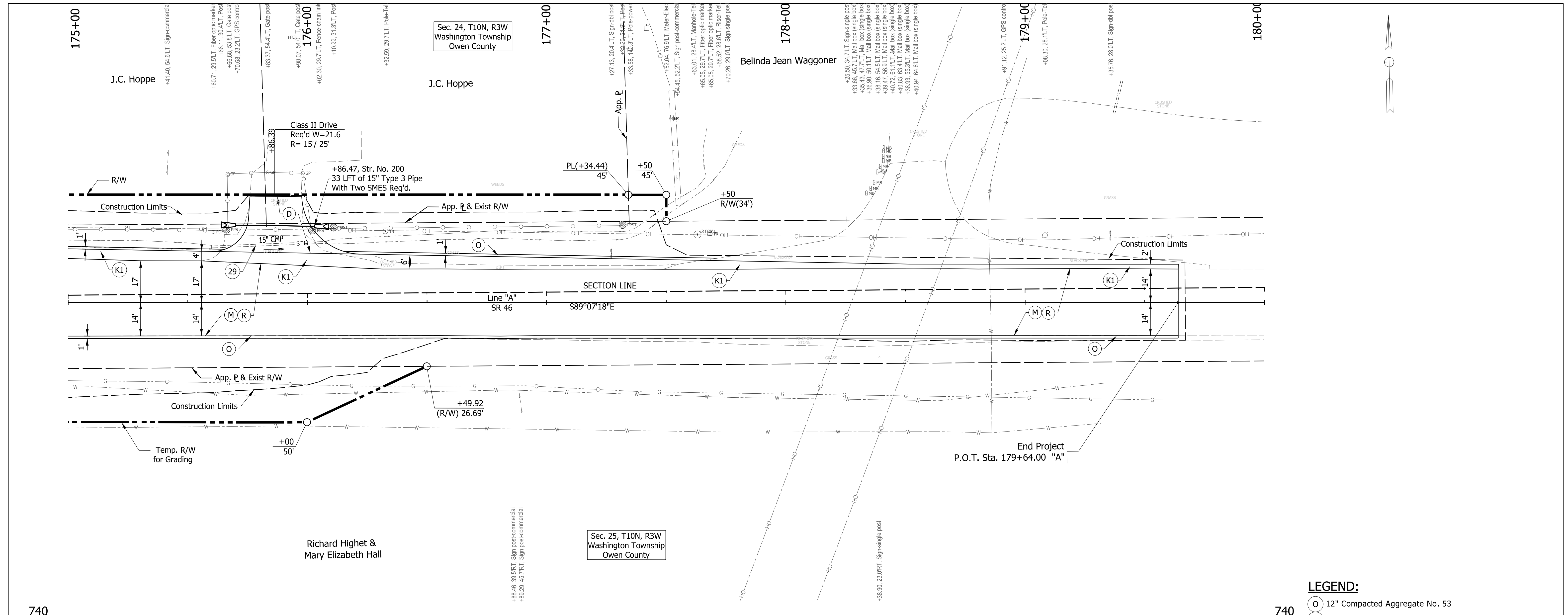
NOT FOR CONSTRUCTION
 DLZ INDIANA, LLC

RECOMMENDED FOR APPROVAL	DESIGN ENGINEER	DATE
DESIGNED: AMH 5/2023	DRAWN: DPH 5/2023	
CHECKED: FS 5/2023	CHECKED: AMH 5/2023	

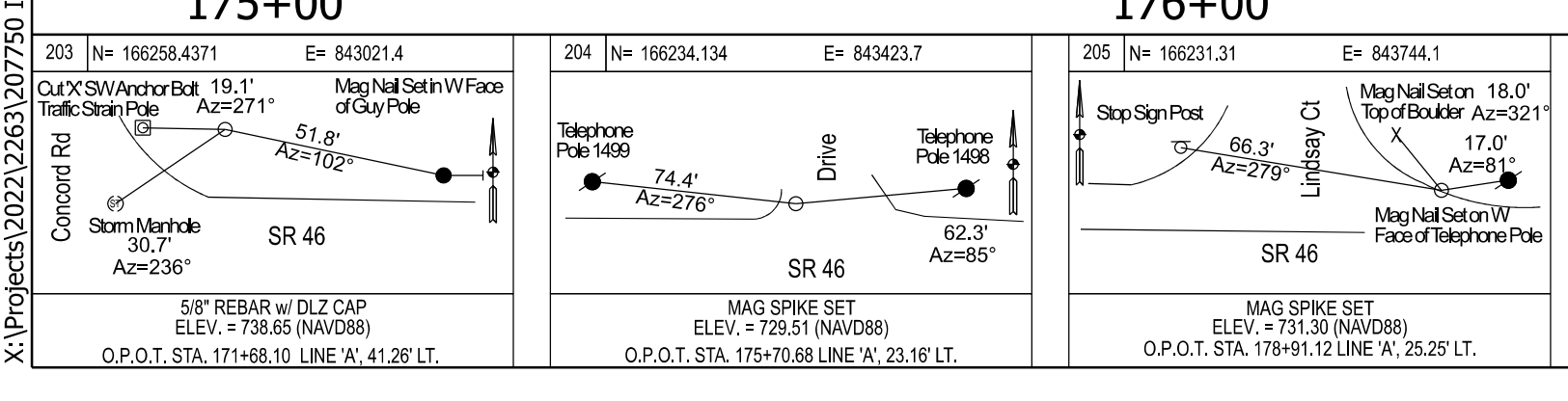
INDIANA DEPARTMENT OF TRANSPORTATION

PROFILE LINE "A"

HORIZONTAL SCALE	IMPROVEMENT
1"=20'	
VERTICAL SCALE	DESIGNATION
1"=5'	1900370
	SHEETS
	15 of 36
CONTRACT	PROJECT
R-43754	1900370



- LEGEND:**
- (O) 12" Compacted Aggregate No. 53
 - (D) HMA for Approaches Type B: 165 lbs/syd Surface Type B, on 275 lbs/syd Intermediate Type B, on 6in Compacted Aggregate No. 53, on Subgrade Treatment, Type II (6in Coarse Aggregate No. 53)
 - (K) HMA Pavement to be: 220 lbs/syd QC/QA-HMA 4, 58E, Surface 9.5 mm, on 275 lbs/syd QC/QA-HMA 4, 58E, Intermediate 19.0 mm, on 880 lbs/syd QC/QA-HMA 4, 58S, Base 25.0 mm, on Subgrade Treatment, Type IC (12" Compacted Aggregate, No. 53)
 - (K1) 220 lbs/syd QC/QA-HMA 4, 58E, Surface, 9.5 mm, on Widening with HMA, Type D (Consisting of: 275 lbs/syd HMA, Intermediate, Type D, on 880 lbs/syd HMA, Base, Type D), on Subgrade Treatment, Type IC (12" Compacted Aggregate, No. 53)
 - (M) Milling, Asphalt, 2 IN.
 - (R) 220 lbs/syd QC/QA-HMA 4, 58E, Surface 9.5 mm
 - (11) Sawcut
 - (26) Seed Mixture, R
 - (29) Remove
- Notes:**
1. All topography described from Line "A".
 2. All R/W described from Line "A" Unless Noted Otherwise.
 3. Line "A" to be constructed.





DLZ

NOT FOR CONSTRUCTION

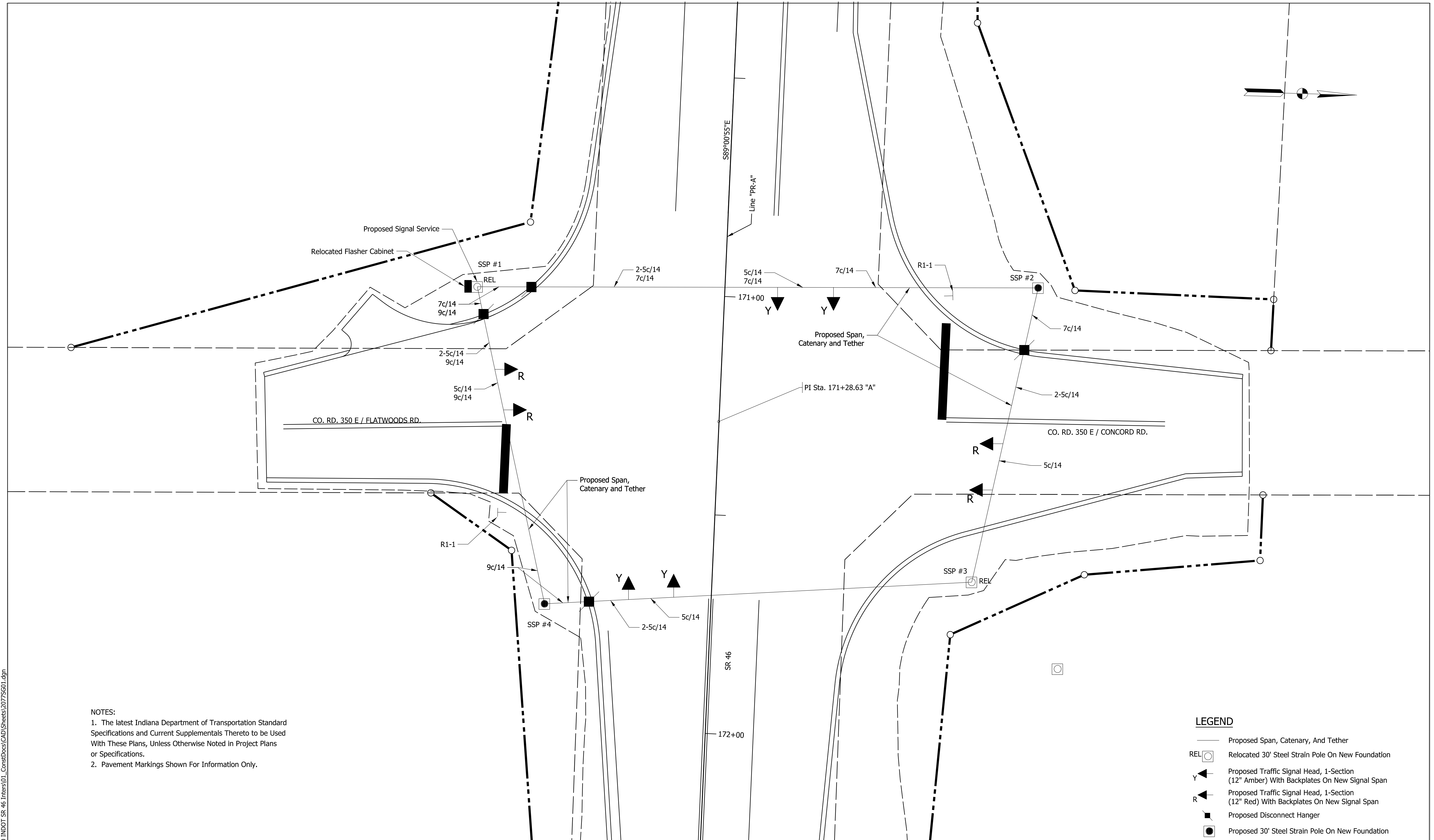
DLZ INDIANA, LLC

RECOMMENDED FOR APPROVAL	DESIGN ENGINEER	DATE
DESIGNED: AMH	5/2023	DRAWN: DPH
5/2023		5/2023
CHECKED: FS	5/2023	CHECKED: AMH
		5/2023

INDIANA DEPARTMENT OF TRANSPORTATION	
PLAN AND PROFILE LINE "A"	
HORIZONTAL SCALE	IMPROVEMENT
1"=20'	
VERTICAL SCALE	DESIGNATION
1"=5'	1900370
	SHEETS
	16 of 36
CONTRACT	PROJECT
R-43754	1900370

8/19/2024 X:\Projects\2023\263\207750_INDOT SR 46 Intersect1_Consolidated\Sheets\207750_pna.dgn

8/19/2024 X:\Projects\2022\263\207750\INDOT SR 46 Interiors\01_ConstrDocs\CAD\Sheets\20775601.dgn



- NOTES:**
1. The latest Indiana Department of Transportation Standard Specifications and Current Supplementals Thereto to be Used With These Plans, Unless Otherwise Noted in Project Plans or Specifications.
 2. Pavement Markings Shown For Information Only.

LEGEND

	Proposed Span, Catenary, And Tether
	Relocated 30' Steel Strain Pole On New Foundation
	Proposed Traffic Signal Head, 1-Section (12" Amber) With Backplates On New Signal Span
	Proposed Traffic Signal Head, 1-Section (12" Red) With Backplates On New Signal Span
	Proposed Disconnect Hanger
	Proposed 30' Steel Strain Pole On New Foundation



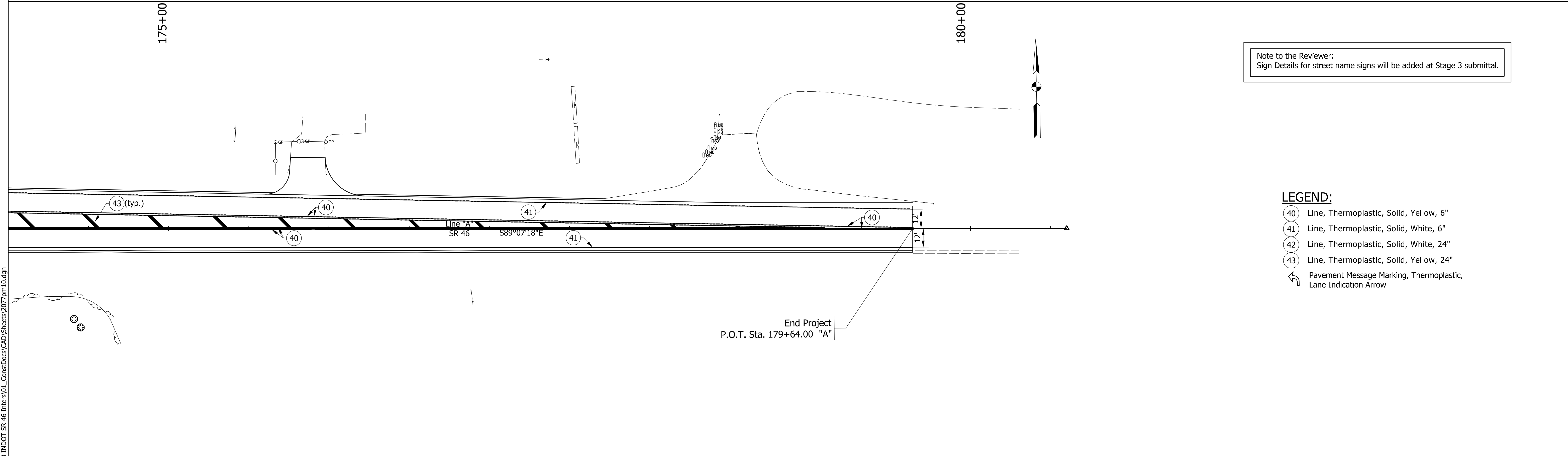
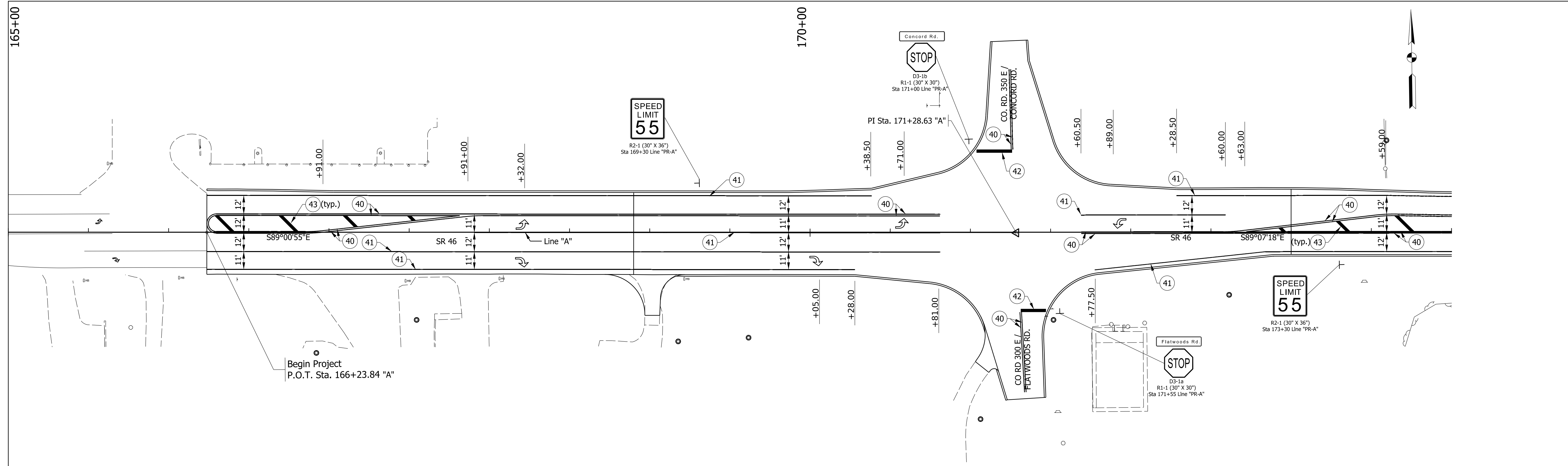
NOT FOR CONSTRUCTION
DLZ INDIANA, LLC

RECOMMENDED FOR APPROVAL	DESIGN ENGINEER	DATE
DESIGNED: AMH 5/2023	DRAWN: DPH 5/2023	
CHECKED: FS 5/2023	CHECKED: AMH 5/2023	

INDIANA DEPARTMENT OF TRANSPORTATION

SIGNAL PLAN

SCALE 1"=10'	IMPROVEMENT
	DESIGNATION 1900370
	SHEETS 18 of 36
CONTRACT R-43754	PROJECT 1900370



Note to the Reviewer:
Sign Details for street name signs will be added at Stage 3 submittal.

- LEGEND:**
- (40) Line, Thermoplastic, Solid, Yellow, 6"
 - (41) Line, Thermoplastic, Solid, White, 6"
 - (42) Line, Thermoplastic, Solid, White, 24"
 - (43) Line, Thermoplastic, Solid, Yellow, 24"
 - ↪ Pavement Message Marking, Thermoplastic, Lane Indication Arrow

8/19/2024 X:\Projects\2022\263\07750_INDOT SR 46 Intersectors\01_Constr\Drawings\CAD\Sheets\2077rmm10.dgn

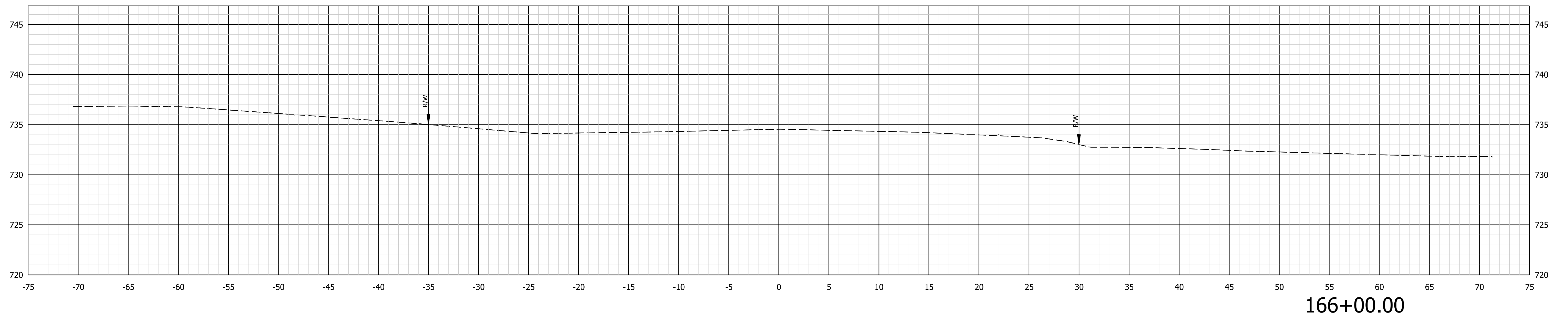
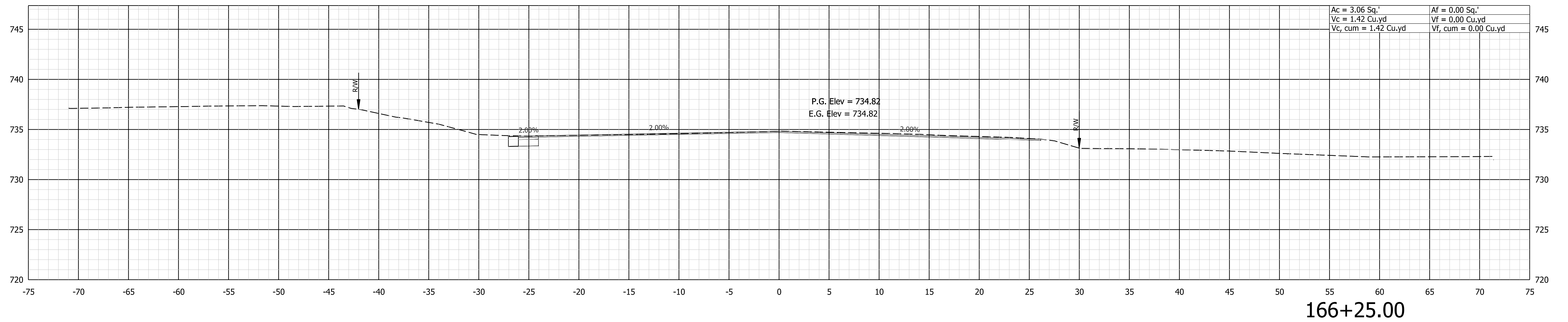


NOT FOR CONSTRUCTION
DLZ INDIANA, LLC

RECOMMENDED FOR APPROVAL	DESIGN ENGINEER	DATE
DESIGNED: AMH 5/2023	DRAWN: DPH 5/2023	
CHECKED: FS 5/2023	CHECKED: AMH 5/2023	

INDIANA DEPARTMENT OF TRANSPORTATION
SIGNING AND PAVEMENT MARKING

SCALE 1"=30'	IMPROVEMENT
	DESIGNATION 1900370
	SHEETS 19 of 36
CONTRACT R-43754	PROJECT 1900370



8/19/2024 X:\Projects\2022\263\207750\INDOT SR 46\Inners\01_Constr\Drawings\CAD\Sheets\2077X_SEC.dgn



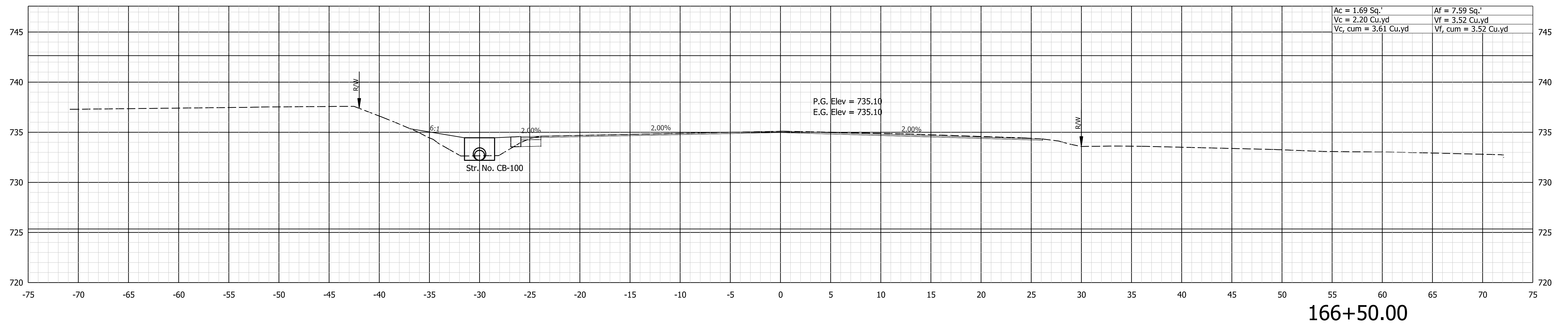
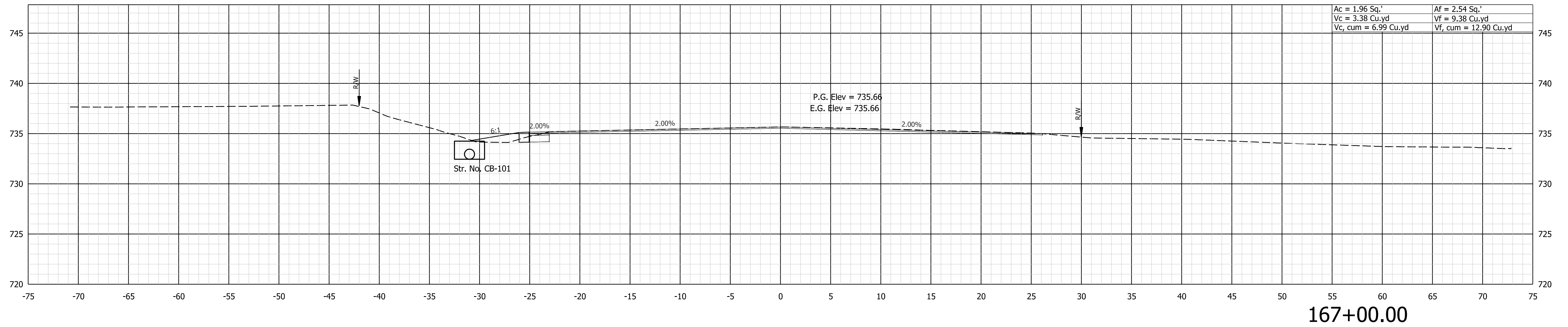
NOT FOR CONSTRUCTION
DLZ INDIANA, LLC

RECOMMENDED FOR APPROVAL	DESIGN ENGINEER	DATE
DESIGNED: AMH 5/2023	DRAWN: DPH 5/2023	
CHECKED: FS 5/2023	CHECKED: AMH 5/2023	

INDIANA DEPARTMENT OF TRANSPORTATION

CROSS SECTIONS LINE "A"

SCALE 1"=5'	IMPROVEMENT
	DESIGNATION 1900370
	SHEETS 21 of 36
CONTRACT R-43754	PROJECT 1900370



8/19/2024 X:\Projects\2022\263\207750\INDOT SR 46 Interiors\01_Constr\Drawings\CAD\Sheets\2077X_SEC.dgn



NOT FOR CONSTRUCTION
DLZ INDIANA, LLC

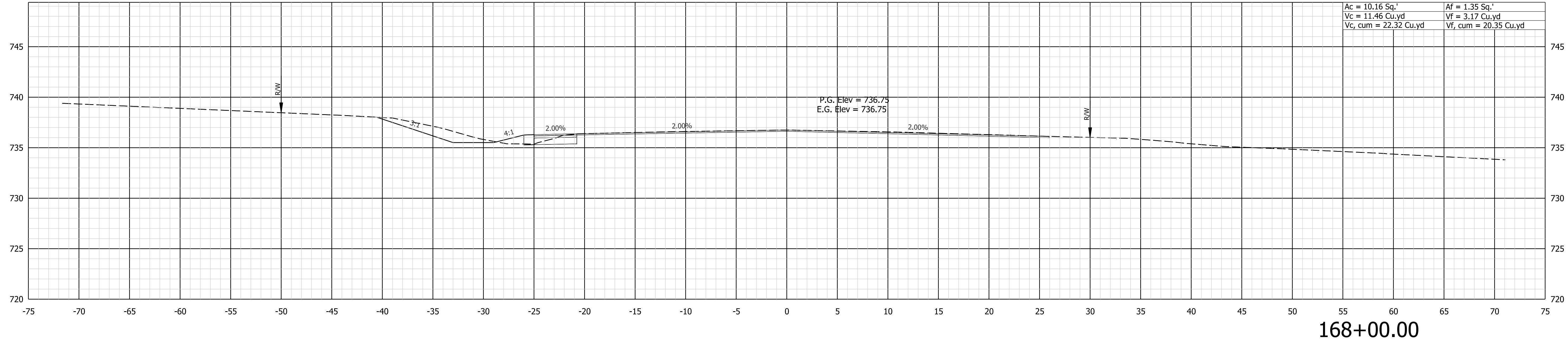
RECOMMENDED FOR APPROVAL	DESIGN ENGINEER	DATE
DESIGNED: AMH 5/2023	DRAWN: DPH 5/2023	
CHECKED: FS 5/2023	CHECKED: AMH 5/2023	

INDIANA DEPARTMENT OF TRANSPORTATION

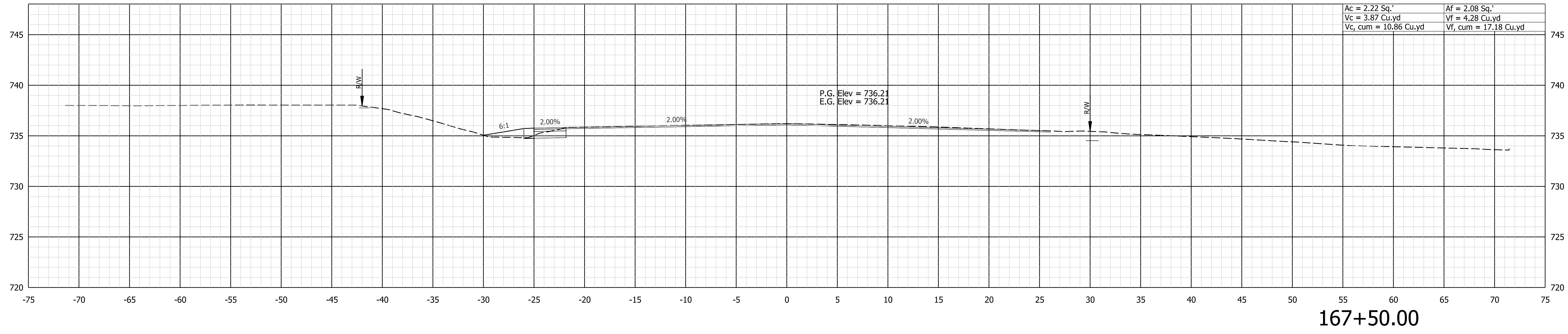
CROSS SECTIONS LINE "A"

SCALE 1"=5'	IMPROVEMENT
	DESIGNATION 1900370
	SHEETS 22 of 36
CONTRACT R-43754	PROJECT 1900370

Ac = 10.16 Sq.'	Af = 1.35 Sq.'
Vc = 11.46 Cu.yd	Vf = 3.17 Cu.yd
Vc, cum = 22.32 Cu.yd	Vf, cum = 20.35 Cu.yd



Ac = 2.22 Sq.'	Af = 2.08 Sq.'
Vc = 3.87 Cu.yd	Vf = 4.28 Cu.yd
Vc, cum = 10.86 Cu.yd	Vf, cum = 17.18 Cu.yd



8/19/2024 X:\Projects\2022\263\207750\INDOT SR 46 Intersect\Const\Drawings\CAD\Sheets\2077X_SEC.dgn



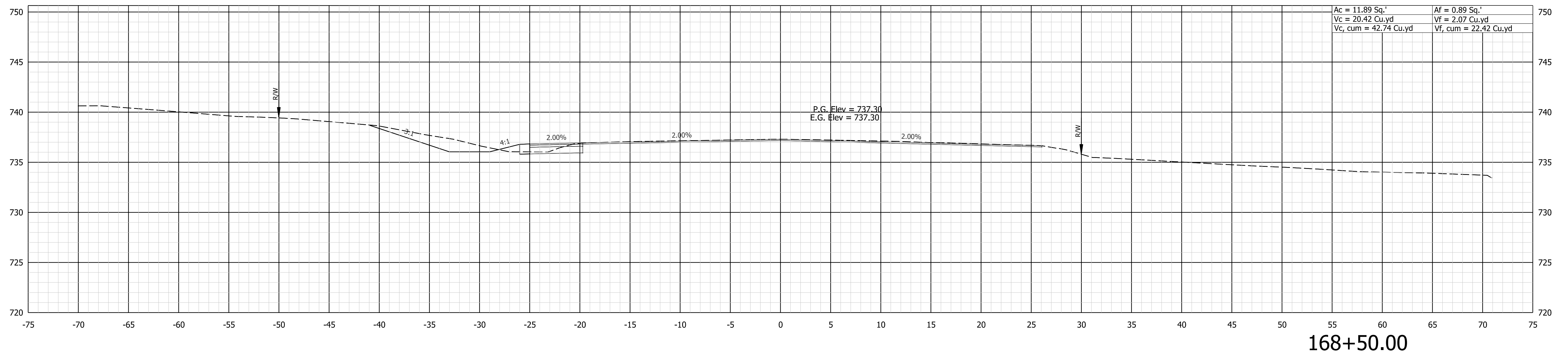
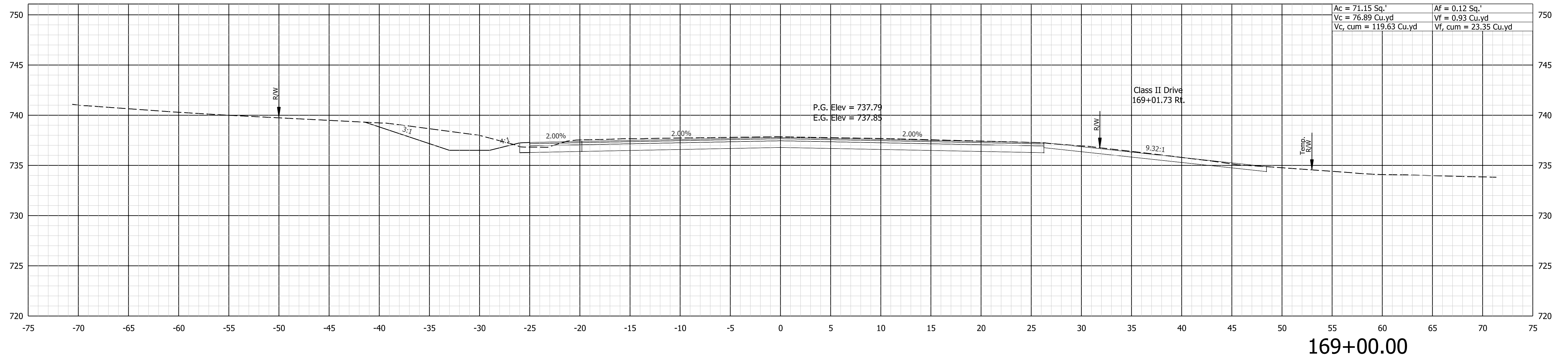
NOT FOR CONSTRUCTION
DLZ INDIANA, LLC

RECOMMENDED FOR APPROVAL _____	DESIGN ENGINEER _____	DATE _____
DESIGNED: AMH 5/2023	DRAWN: DPH 5/2023	
CHECKED: FS 5/2023	CHECKED: AMH 5/2023	

INDIANA
DEPARTMENT OF TRANSPORTATION

CROSS SECTIONS
LINE "A"

SCALE 1"=5'	IMPROVEMENT
	DESIGNATION 1900370
	SHEETS 23 of 36
CONTRACT R-43754	PROJECT 1900370



8/19/2024 X:\Projects\2022\263\207750\INDOT SR 46 Interiors\01_ConstrDocs\CAD\Sheets\2077X_SEC.dgn

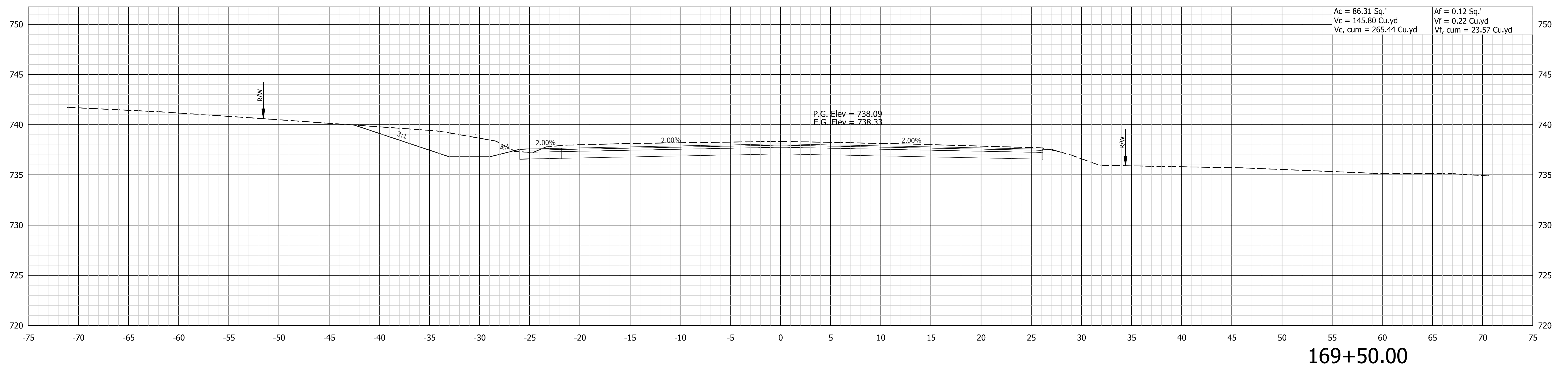
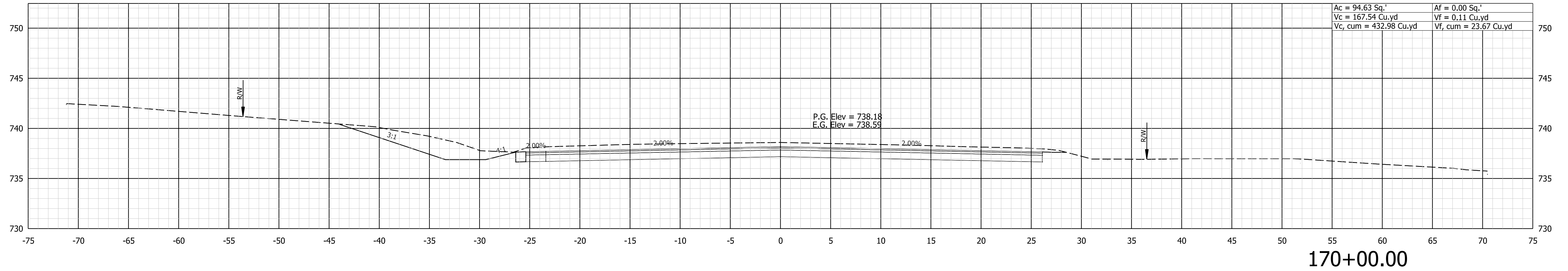


NOT FOR
 CONSTRUCTION
 DLZ INDIANA, LLC

RECOMMENDED FOR APPROVAL	DESIGN ENGINEER	DATE
DESIGNED: AMH 5/2023	DRAWN: DPH 5/2023	
CHECKED: FS 5/2023	CHECKED: AMH 5/2023	

INDIANA
 DEPARTMENT OF TRANSPORTATION
 CROSS SECTIONS
 LINE "A"

SCALE 1"=5'	IMPROVEMENT
	DESIGNATION 1900370
	SHEETS 24 of 36
CONTRACT R-43754	PROJECT 1900370



8/19/2024 X:\Projects\2022\263\207750\INDOT SR 46 Interiors\01_ConstrDocs\CAD\Sheets\2077X_SEC.dgn



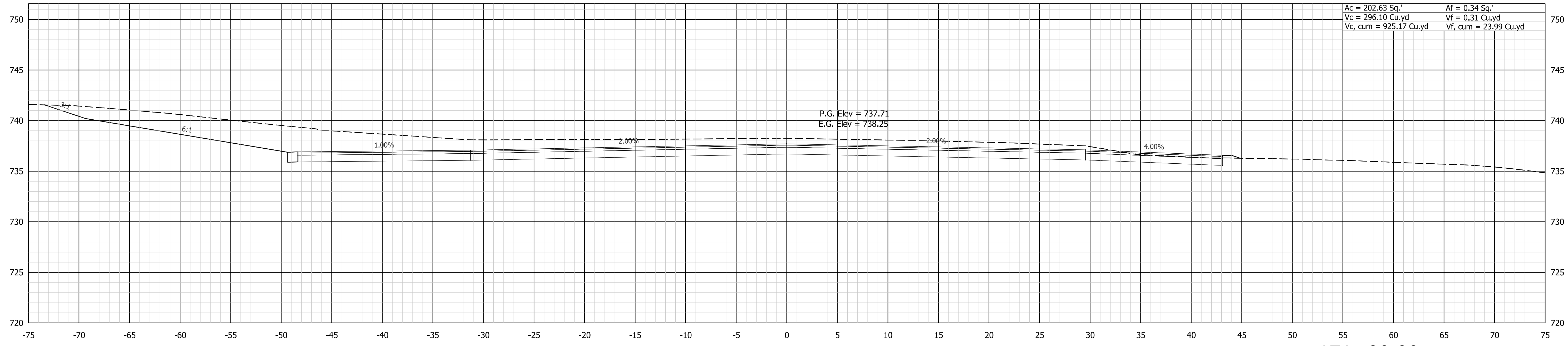
NOT FOR CONSTRUCTION
DLZ INDIANA, LLC

RECOMMENDED FOR APPROVAL	DESIGN ENGINEER	DATE
DESIGNED: AMH 5/2023	DRAWN: DPH 5/2023	
CHECKED: FS 5/2023	CHECKED: AMH 5/2023	

INDIANA
DEPARTMENT OF TRANSPORTATION

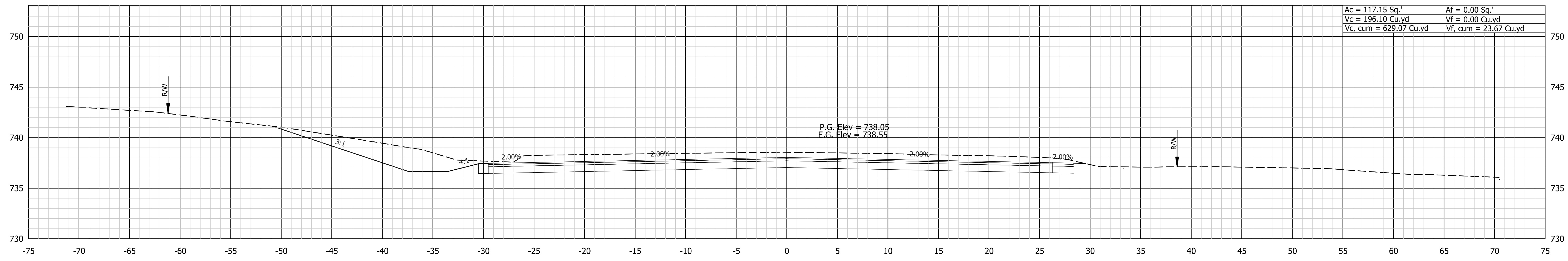
**CROSS SECTIONS
LINE "A"**

SCALE 1"=5'	IMPROVEMENT
	DESIGNATION 1900370
	SHEETS 25 of 36
CONTRACT R-43754	PROJECT 1900370



Ac = 202.63 Sq.'	Af = 0.34 Sq.'
Vc = 296.10 Cu.yd	Vf = 0.31 Cu.yd
Vc, cum = 925.17 Cu.yd	Vf, cum = 23.99 Cu.yd

171+00.00



Ac = 117.15 Sq.'	Af = 0.00 Sq.'
Vc = 196.10 Cu.yd	Vf = 0.00 Cu.yd
Vc, cum = 629.07 Cu.yd	Vf, cum = 23.67 Cu.yd

170+50.00

8/19/2024 X:\Projects\2022\263\207750\INDOT SR 46 Inter\01_Const\Draws\CAD\Sheets\2077X_SEC.dgn

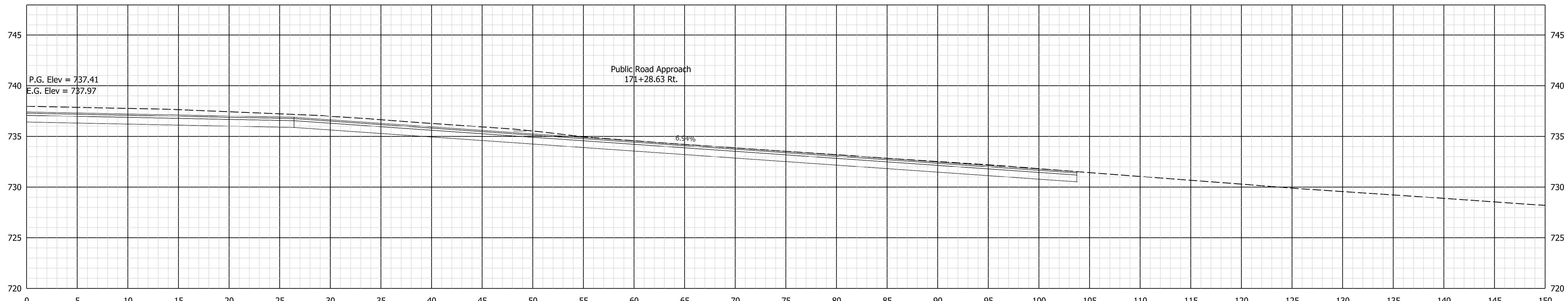


NOT FOR CONSTRUCTION
DLZ INDIANA, LLC

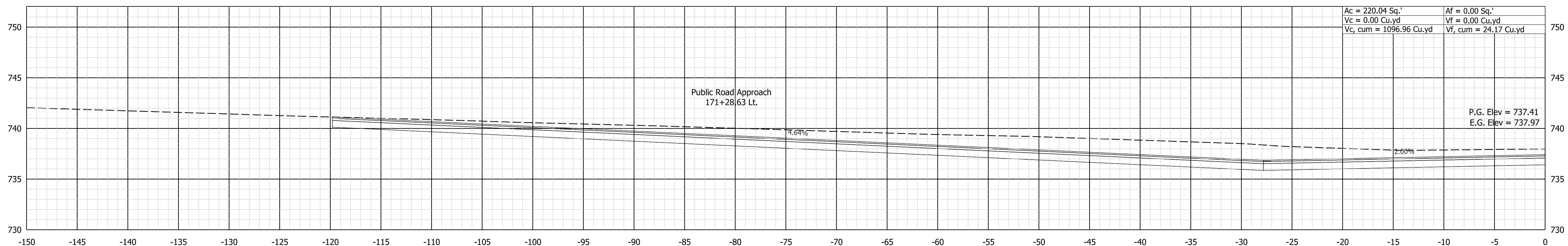
RECOMMENDED FOR APPROVAL	DESIGN ENGINEER	DATE
DESIGNED: AMH 5/2023	DRAWN: DPH 5/2023	
CHECKED: FS 5/2023	CHECKED: AMH 5/2023	

INDIANA DEPARTMENT OF TRANSPORTATION
CROSS SECTIONS LINE "A"

SCALE 1"=5'	IMPROVEMENT
	DESIGNATION 1900370
	SHEETS 26 of 36
CONTRACT R-43754	PROJECT 1900370



171+28.63



171+28.63

8/19/2024 X:\Projects\2022\263\207750\INDOT SR 46 Inter\01_Constr\Docs\CAD\Sheets\2077X_SEC.dgn

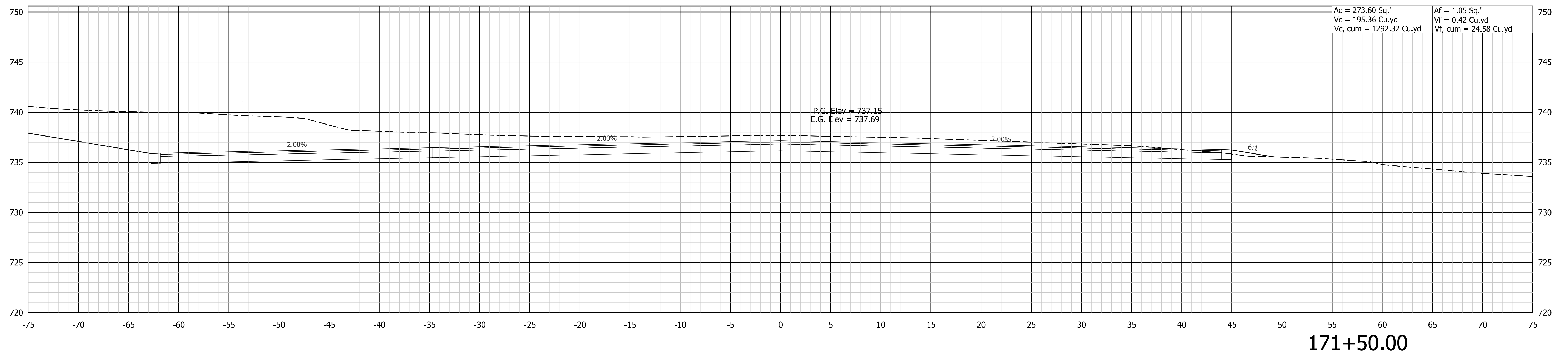
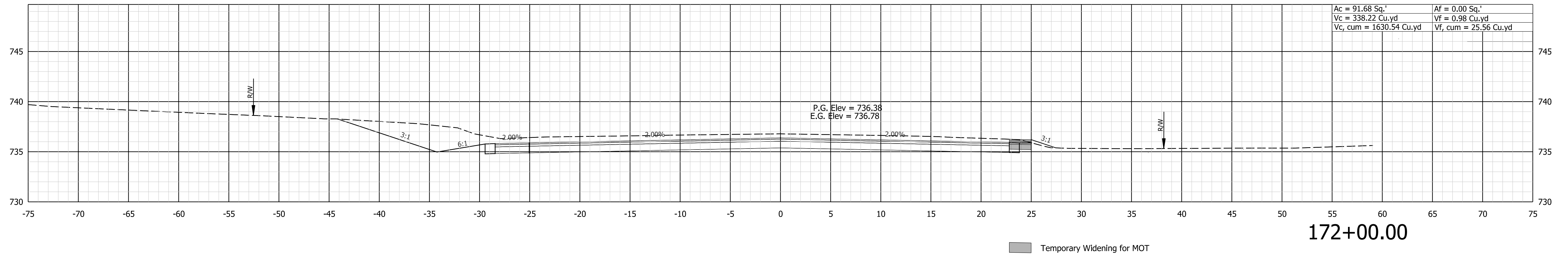


NOT FOR CONSTRUCTION
DLZ INDIANA, LLC

RECOMMENDED FOR APPROVAL	DESIGN ENGINEER	DATE
DESIGNED: AMH 5/2023	DRAWN: DPH 5/2023	
CHECKED: FS 5/2023	CHECKED: AMH 5/2023	

INDIANA DEPARTMENT OF TRANSPORTATION
CROSS SECTIONS LINE "A"

SCALE 1"=5'	IMPROVEMENT
	DESIGNATION 1900370
	SHEETS 27 of 36
CONTRACT R-43754	PROJECT 1900370



8/19/2024 X:\Projects\2022\263\07750\INDOT SR 46 Inter\01_Constr\Docs\CAD\Sheets\2077X_SEC.dgn



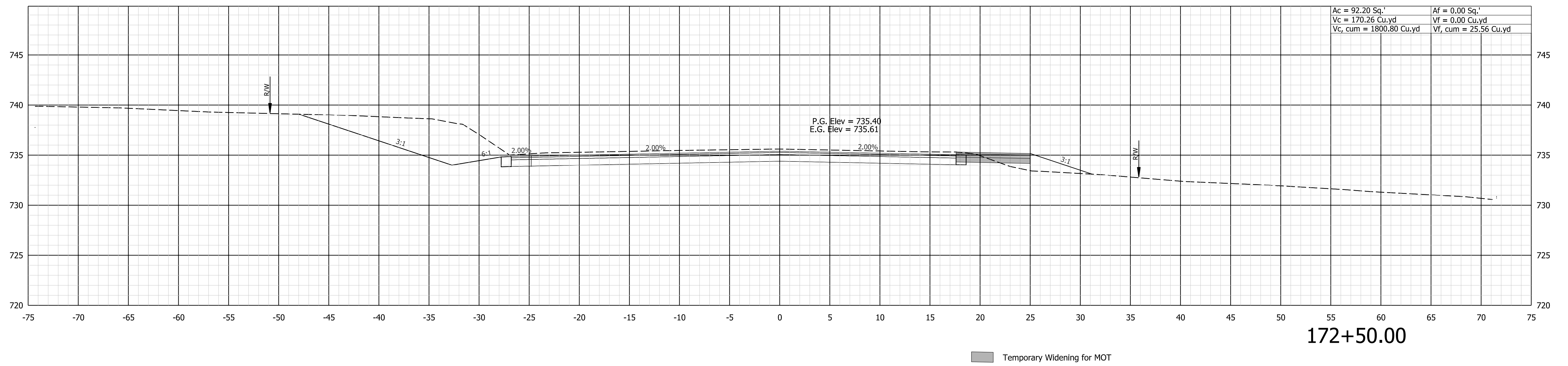
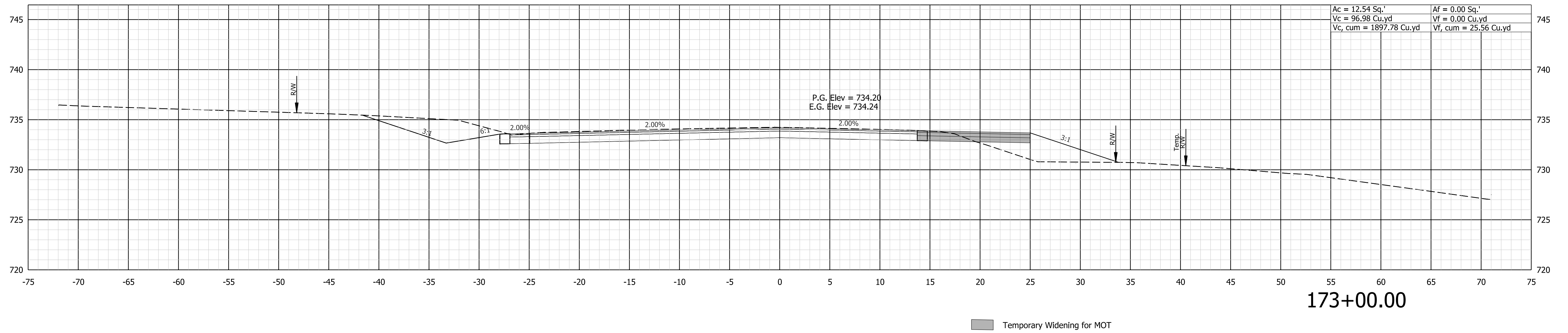
NOT FOR CONSTRUCTION
DLZ INDIANA, LLC

RECOMMENDED FOR APPROVAL	DESIGN ENGINEER	DATE
DESIGNED: AMH 5/2023	DRAWN: DPH 5/2023	
CHECKED: FS 5/2023	CHECKED: AMH 5/2023	

INDIANA DEPARTMENT OF TRANSPORTATION

CROSS SECTIONS LINE "A"

SCALE 1"=5'	IMPROVEMENT
	DESIGNATION 1900370
	SHEETS 28 of 36
CONTRACT R-43754	PROJECT 1900370



8/19/2024 X:\Projects\2022\263\07750\INDOT SR 46 Inter\01_Constr\Docs\CAD\Sheets\2077X_SEC.dgn



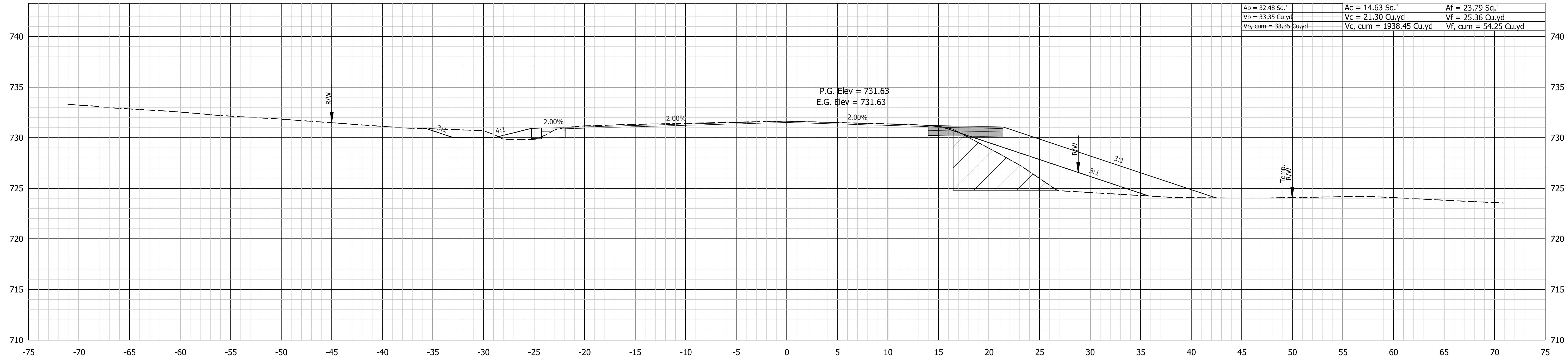
NOT FOR CONSTRUCTION
DLZ INDIANA, LLC

RECOMMENDED FOR APPROVAL	DESIGN ENGINEER	DATE
DESIGNED: AMH 5/2023	DRAWN: DPH 5/2023	
CHECKED: FS 5/2023	CHECKED: AMH 5/2023	

INDIANA DEPARTMENT OF TRANSPORTATION

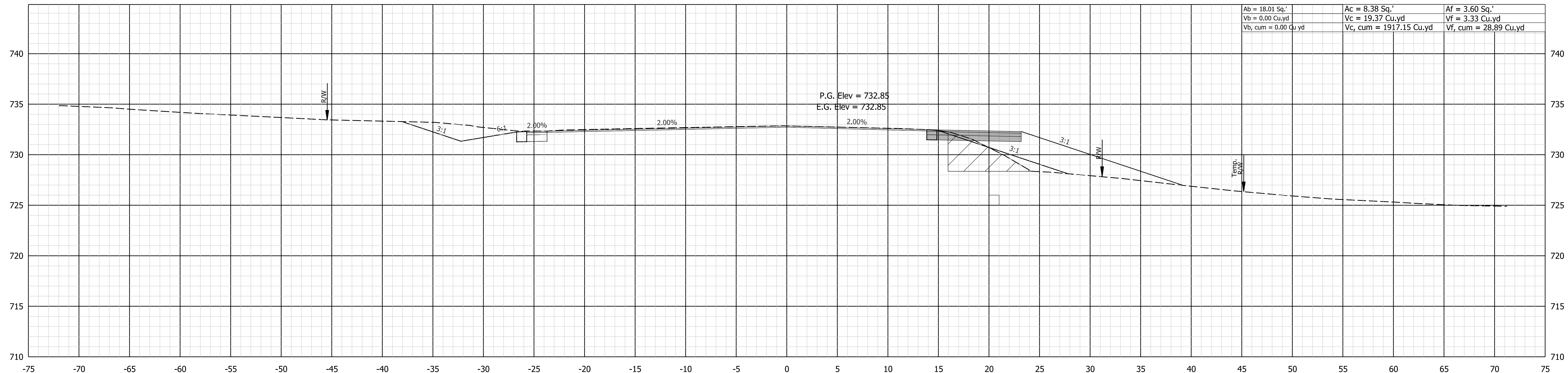
CROSS SECTIONS LINE "A"

SCALE 1"=5'	IMPROVEMENT
	DESIGNATION 1900370
	SHEETS 29 of 36
CONTRACT R-43754	PROJECT 1900370



174+00.00

Temporary Widening for MOT



173+50.00

Temporary Widening for MOT

8/19/2024 X:\Projects\2022\263\207750\INDOT SR 46 Inter\01_Const\Docs\CAD\Sheets\2077X_SEC.dgn



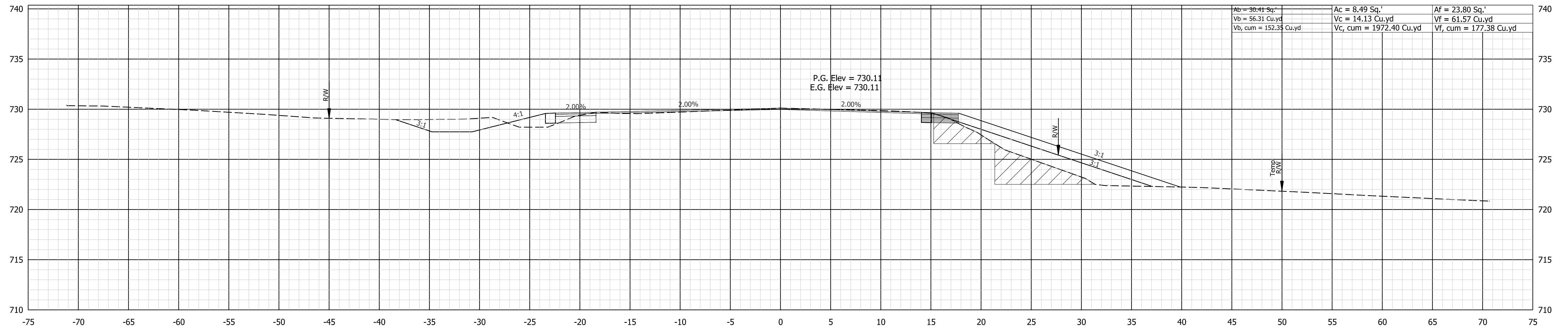
NOT FOR CONSTRUCTION
DLZ INDIANA, LLC

RECOMMENDED FOR APPROVAL	DESIGN ENGINEER	DATE
DESIGNED: AMH 5/2023	DRAWN: DPH 5/2023	
CHECKED: FS 5/2023	CHECKED: AMH 5/2023	

INDIANA DEPARTMENT OF TRANSPORTATION

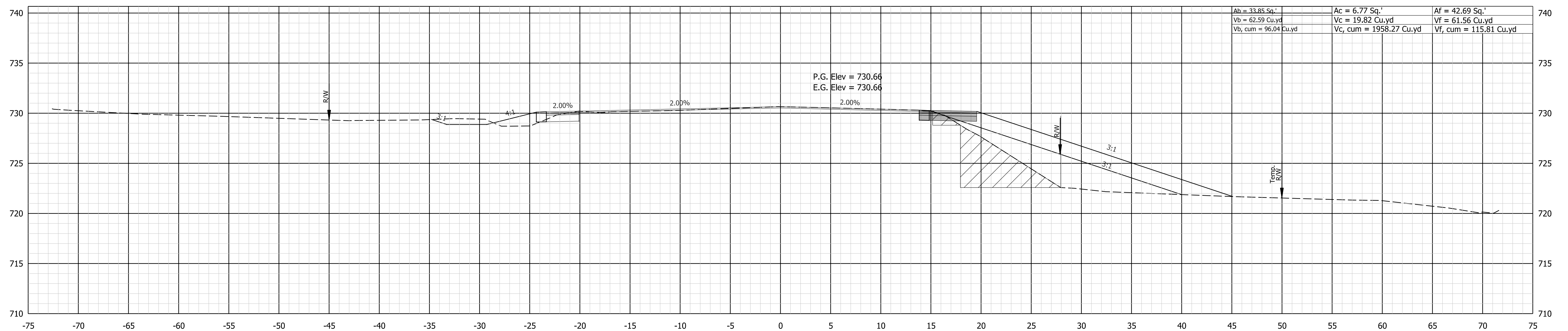
CROSS SECTIONS LINE "A"

SCALE 1"=5'	IMPROVEMENT
	DESIGNATION 1900370
	SHEETS 30 of 36
CONTRACT R-43754	PROJECT 1900370



175+00.00

Temporary Widening for MOT



174+50.00

Temporary Widening for MOT

8/19/2024 X:\Projects\2022\263\207750\INDOT SR 46 Intersect\Const\Docs\CAD\Sheets\2077X_SEC.dgn



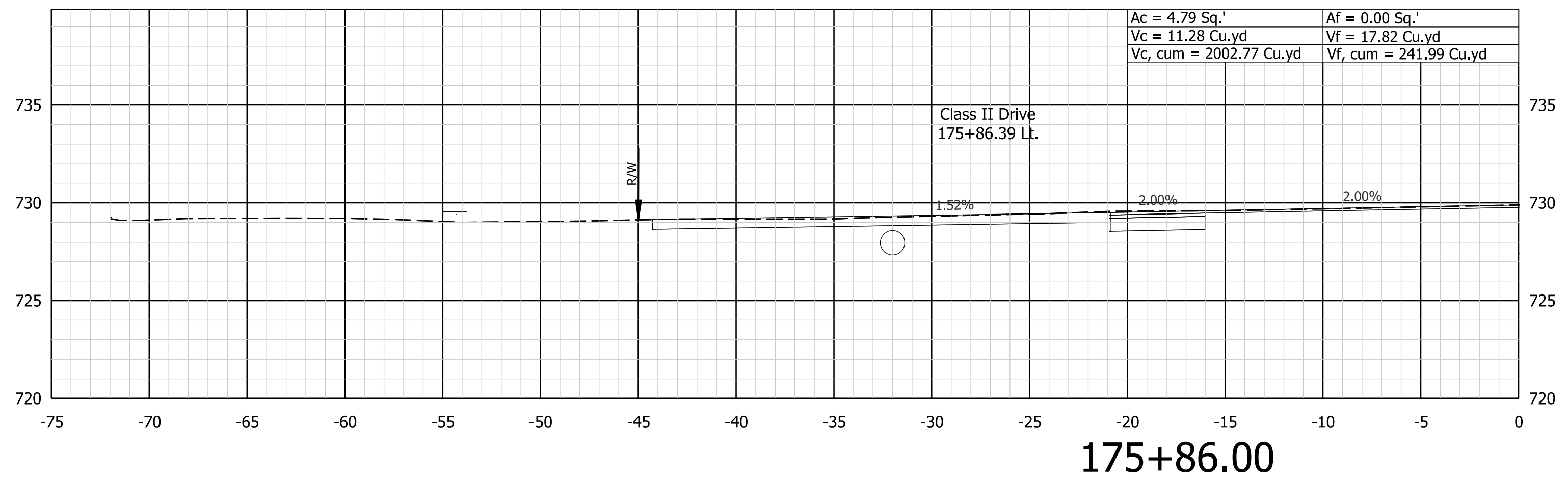
NOT FOR CONSTRUCTION
DLZ INDIANA, LLC

RECOMMENDED FOR APPROVAL	DESIGN ENGINEER	DATE
DESIGNED: AMH 5/2023	DRAWN: DPH 5/2023	
CHECKED: FS 5/2023	CHECKED: AMH 5/2023	

INDIANA DEPARTMENT OF TRANSPORTATION

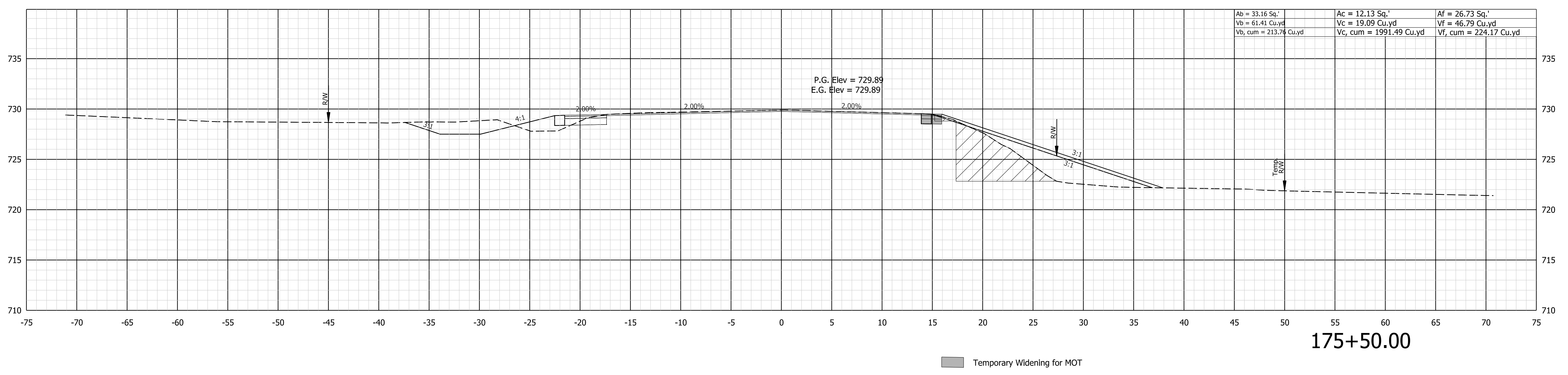
CROSS SECTIONS LINE "A"

SCALE 1"=5'	IMPROVEMENT
	DESIGNATION 1900370
	SHEETS 31 of 36
CONTRACT R-43754	PROJECT 1900370



P.G. Elev = 729.89
E.G. Elev = 729.89

175+86.00



Temporary Widening for MOT

175+50.00

8/19/2024 X:\Projects\2022\263\207750\INDOT SR 46 Intersect\Const\Docs\CAD\Sheets\2077X_SEC.dgn



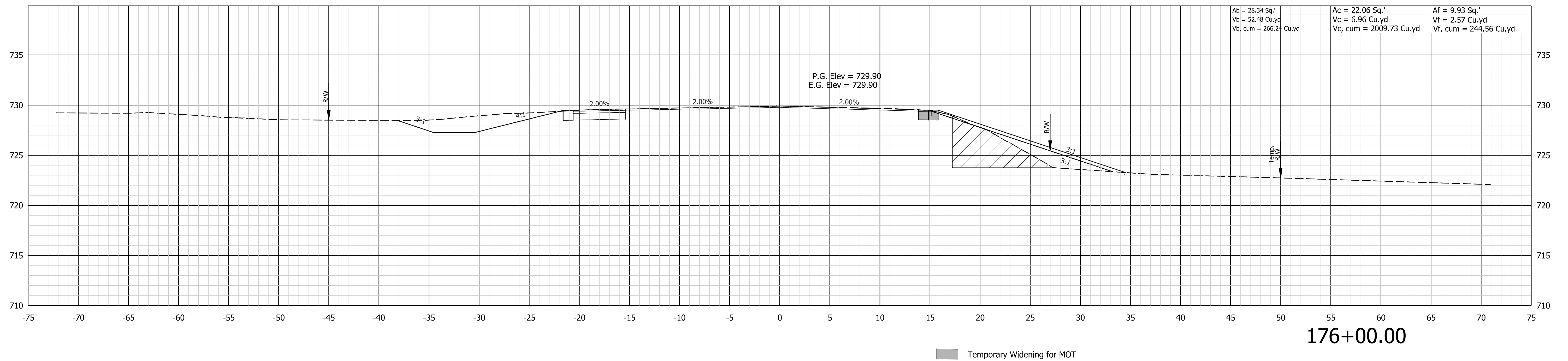
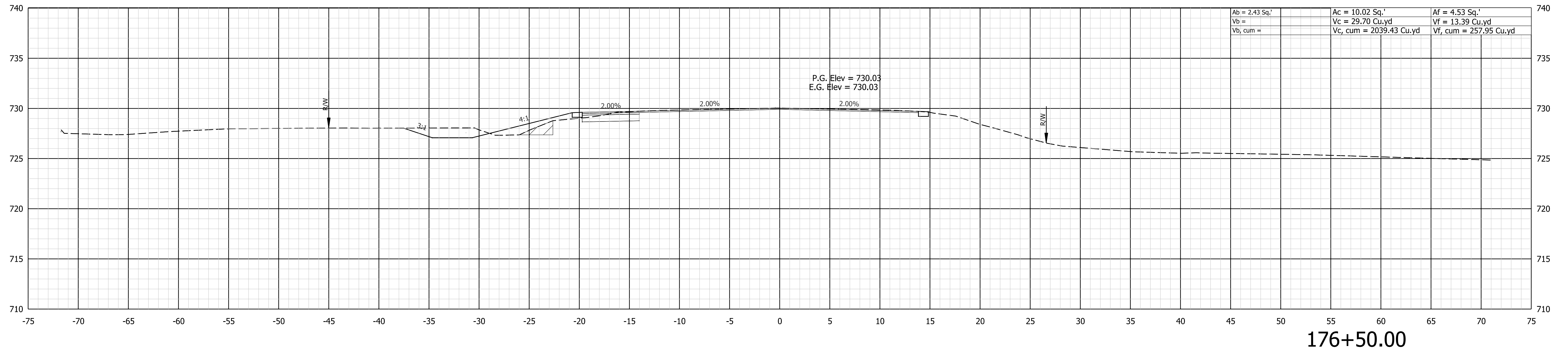
NOT FOR CONSTRUCTION
DLZ INDIANA, LLC

RECOMMENDED FOR APPROVAL	DESIGN ENGINEER	DATE
DESIGNED: AMH 5/2023	DRAWN: DPH 5/2023	
CHECKED: FS 5/2023	CHECKED: AMH 5/2023	

INDIANA DEPARTMENT OF TRANSPORTATION

CROSS SECTIONS LINE "A"

SCALE 1"=5'	IMPROVEMENT
	DESIGNATION 1900370
	SHEETS 32 of 36
CONTRACT R-43754	PROJECT 1900370



8/19/2024 X:\Projects\2022\263\207750\INDOT SR 46 Interiors\01_ConstrDocs\CAD\Sheets\2077X_SEC.dgn



NOT FOR CONSTRUCTION
DLZ INDIANA, LLC

RECOMMENDED FOR APPROVAL	DESIGN ENGINEER	DATE
DESIGNED: AMH 5/2023	DRAWN: DPH 5/2023	
CHECKED: FS 5/2023	CHECKED: AMH 5/2023	

INDIANA DEPARTMENT OF TRANSPORTATION

CROSS SECTIONS LINE "A"

SCALE 1"=5'	IMPROVEMENT
	DESIGNATION 1900370
	SHEETS 33 of 36
CONTRACT R-43754	PROJECT 1900370

Ac = 5.18 Sq.'
Vc = 10.05 Cu.yd
Vc, cum = 2080.19 Cu.yd

Af = 0.00 Sq.'
Vf = 0.55 Cu.yd
Vf, cum = 279.27 Cu.yd

Ac = 5.67 Sq.'
Vc = 13.35 Cu.yd
Vc, cum = 2070.14 Cu.yd

Af = 0.59 Sq.'
Vf = 8.56 Cu.yd
Vf, cum = 278.72 Cu.yd

Ab = 3.85 Sq.'
Vb =
Vb, cum =

Ac = 8.74 Sq.'
Vc = 17.37 Cu.yd
Vc, cum = 2056.80 Cu.yd

Af = 8.65 Sq.'
Vf = 12.21 Cu.yd
Vf, cum = 270.16 Cu.yd

178+00.00

177+50.00

177+00.00

P.G. Elev = 731.24
E.G. Elev = 731.24

P.G. Elev = 730.77
E.G. Elev = 730.77

P.G. Elev = 730.31
E.G. Elev = 730.31



NOT FOR CONSTRUCTION
DLZ INDIANA, LLC

RECOMMENDED FOR APPROVAL	DESIGN ENGINEER	DATE
DESIGNED: AMH	5/2023	DRAWN: DPH
5/2023		5/2023
CHECKED: FS	5/2023	CHECKED: AMH
		5/2023

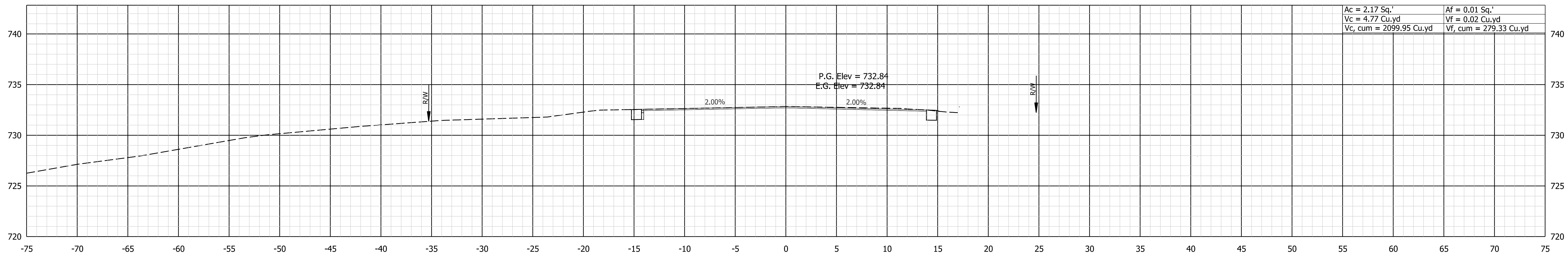
INDIANA DEPARTMENT OF TRANSPORTATION

CROSS SECTIONS LINE "A"

SCALE	IMPROVEMENT
1"=5'	
	DESIGNATION
	1900370
	SHEETS
	34 of 36
CONTRACT	PROJECT
R-43754	1900370

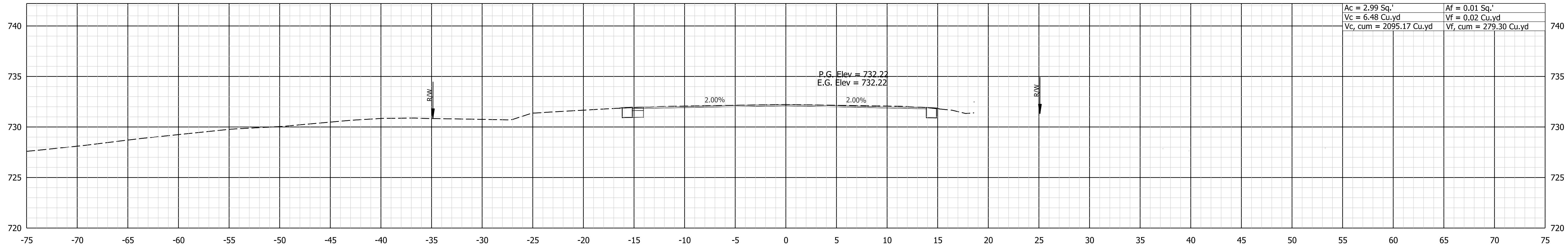
8/19/2024 X:\Projects\2022\263\207750\INDOT SR 46 Interiors\01_ConstrDocs\CAD\Sheets\2077X_SEC.dgn

Ac = 2.17 Sq.'	Af = 0.01 Sq.'
Vc = 4.77 Cu.yd	Vf = 0.02 Cu.yd
Vc, cum = 2099.95 Cu.yd	Vf, cum = 279.33 Cu.yd



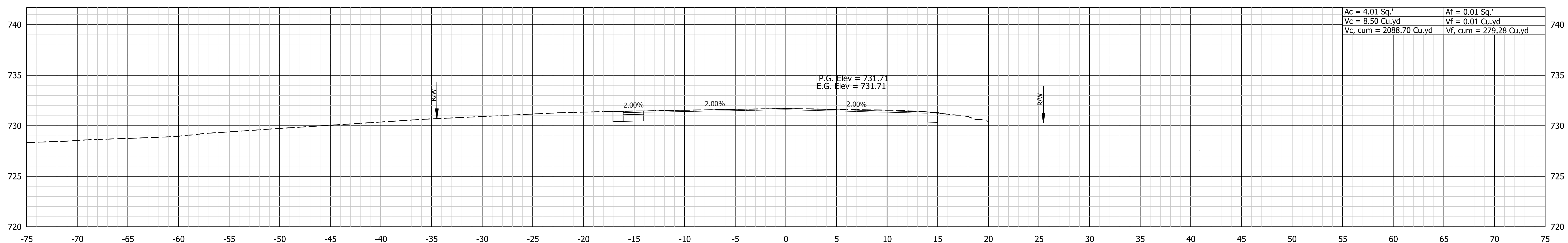
179+50.00

Ac = 2.99 Sq.'	Af = 0.01 Sq.'
Vc = 6.48 Cu.yd	Vf = 0.02 Cu.yd
Vc, cum = 2095.17 Cu.yd	Vf, cum = 279.30 Cu.yd



179+00.00

Ac = 4.01 Sq.'	Af = 0.01 Sq.'
Vc = 8.50 Cu.yd	Vf = 0.01 Cu.yd
Vc, cum = 2088.70 Cu.yd	Vf, cum = 279.28 Cu.yd



178+50.00

8/19/2024 X:\Projects\2022\263\207750\INDOT SR 46 Intersect\Const\Docs\CAD\Sheets\2077X_SEC.dgn



NOT FOR CONSTRUCTION
DLZ INDIANA, LLC

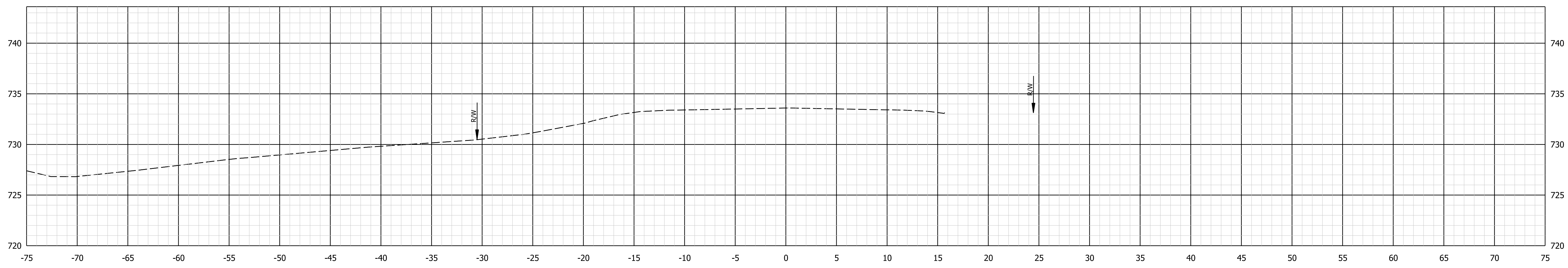
RECOMMENDED FOR APPROVAL	DESIGN ENGINEER	DATE
DESIGNED: AMH 5/2023	DRAWN: DPH 5/2023	
CHECKED: FS 5/2023	CHECKED: AMH 5/2023	

INDIANA
DEPARTMENT OF TRANSPORTATION

CROSS SECTIONS
LINE "A"

SCALE 1"=5'	IMPROVEMENT
	DESIGNATION 1900370
	SHEETS 35 of 36
CONTRACT R-43754	PROJECT 1900370

8/19/2024 X:\Projects\2022\263\207750\INDOT SR 46\Inners\01_Constr\Draws\CAD\Sheets\2077X_SEC.dgn



180+00.00



NOT FOR CONSTRUCTION
DLZ INDIANA, LLC

RECOMMENDED FOR APPROVAL	DESIGN ENGINEER	DATE
DESIGNED: AMH 5/2023	DRAWN: DPH 5/2023	
CHECKED: FS 5/2023	CHECKED: AMH 5/2023	

INDIANA
DEPARTMENT OF TRANSPORTATION

CROSS SECTIONS
LINE "A"

SCALE 1"=5'	IMPROVEMENT
	DESIGNATION 1900370
	SHEETS 36 of 36
CONTRACT R-43754	PROJECT 1900370