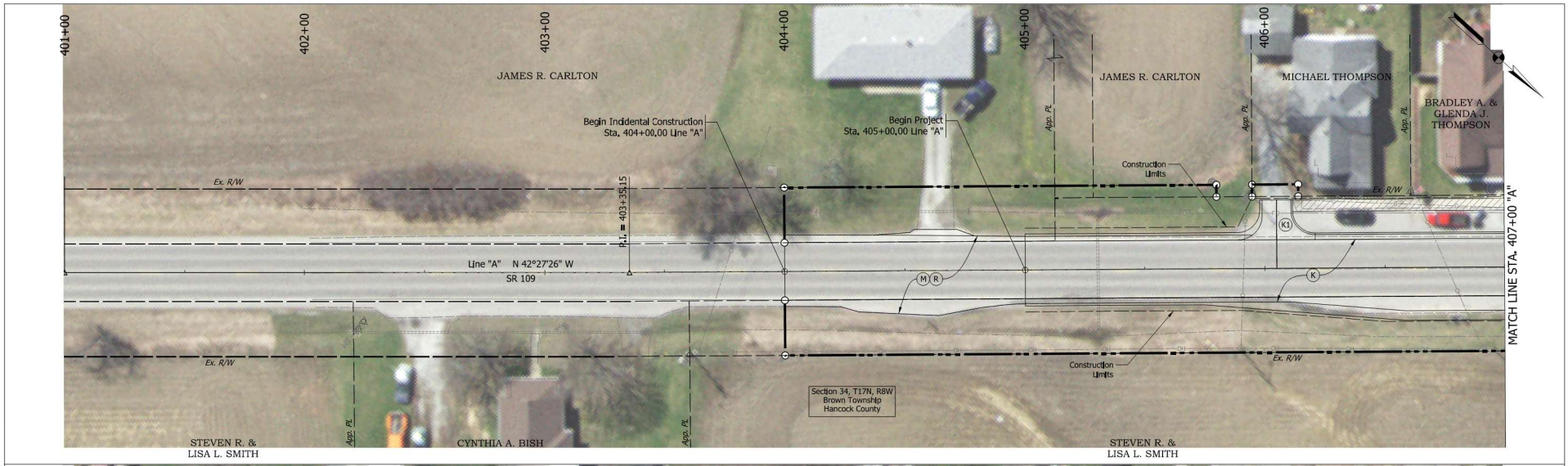

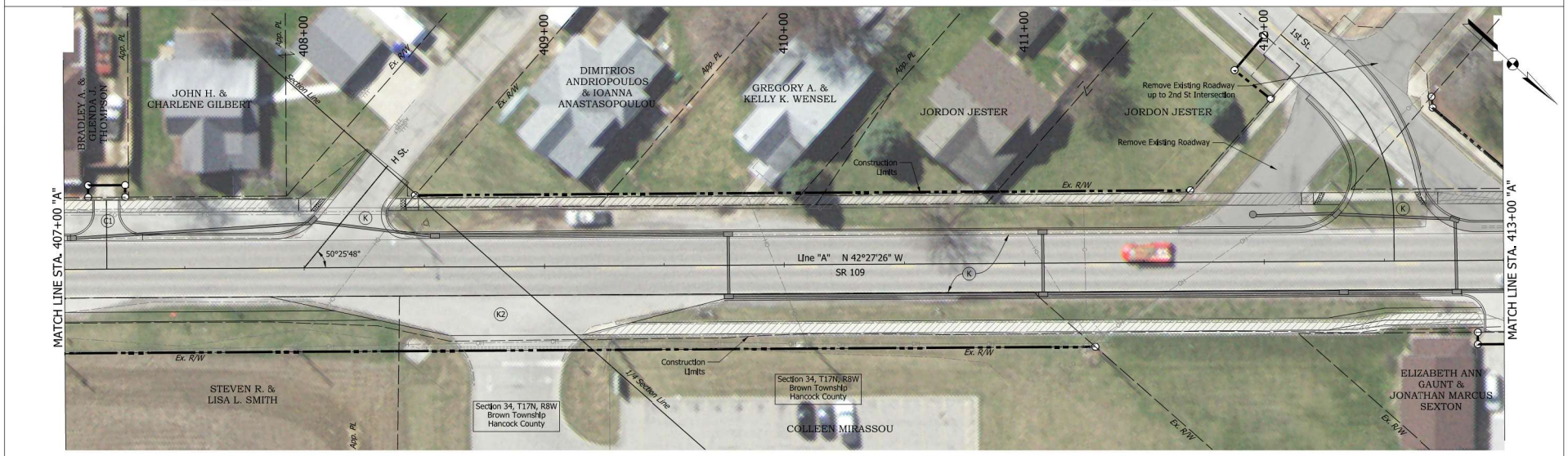

LEGEND

- (K) 165 lb/sys QC/QA-HMA, 3, 70, Surface, 9.5mm, on 275 lb/sys QC/QA-HMA, 3, 70, Intermediate, 19.0mm, on 660 lb/sys QC/QA-HMA, 3, 64, Base, 25.0mm, on 4" Compacted Aggregate No. 53, on Subgrade Treatment Type IC
- (M) Milling, Asphalt, 1.5"
- (R) 165 lb/sys QC/QA-HMA, 3, 70, Surface, 9.5mm
- (C1) PCCP For Approaches, 6 in., on Dense Graded Subbase, 6 in., on Subgrade Treatment Type II
- (C2) PCCP For Approaches, 9 in., on Dense Graded Subbase, 6 in., on Geogrid Type 1B, on Subgrade Treatment Type II
- (K1) HMA For Approaches, Type B consisting of: 165 lbs/sys HMA Surface, on 275 lbs/sys HMA Intermediate, on 6" Compacted Aggregate No. 53, on Subgrade Treatment Type II
- (K2) HMA For Approaches, Type B consisting of: 165 lbs/sys HMA Surface, on 275 lbs/sys HMA Intermediate, on 660 lbs/sys HMA Base, on Subgrade Treatment Type II, on Geogrid, Type 1B
- Proposed Sidewalk

I:\21jobs\21H0012A\CAD\Road\Sheet\Sht C_Detail_20_01.dgn

RECOMMENDED FOR APPROVAL	DESIGN ENGINEER	DATE	
DESIGNED: WBB	01/15/25	DRAWN: MWH	01/15/25
CHECKED: RMM	01/15/25	CHECKED: WBB	01/15/25

INDIANA
DEPARTMENT OF TRANSPORTATION

CONSTRUCTION DETAILS
STA. 401+00.00 TO STA. 413+00.00

	BRIDGE FILE
	N/A
SCALE	DESIGNATION
1" = 20'	2100216
SURVEY BOOK	SHEETS
	25 of 99
CONTRACT	PROJECT
R-43940	2100216

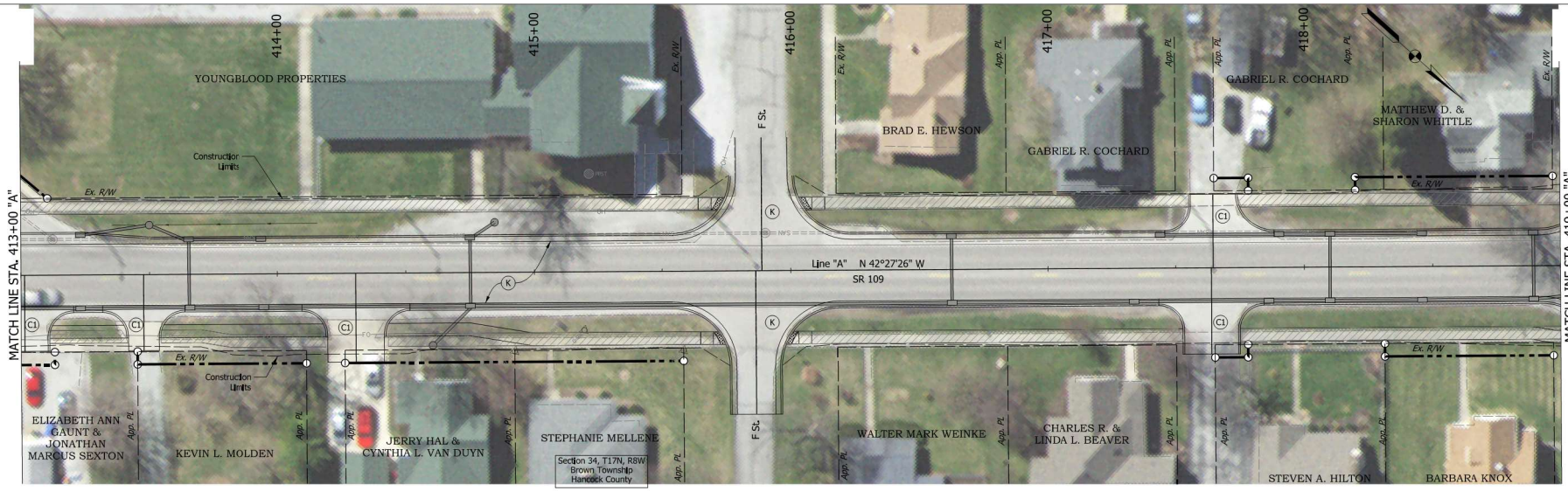

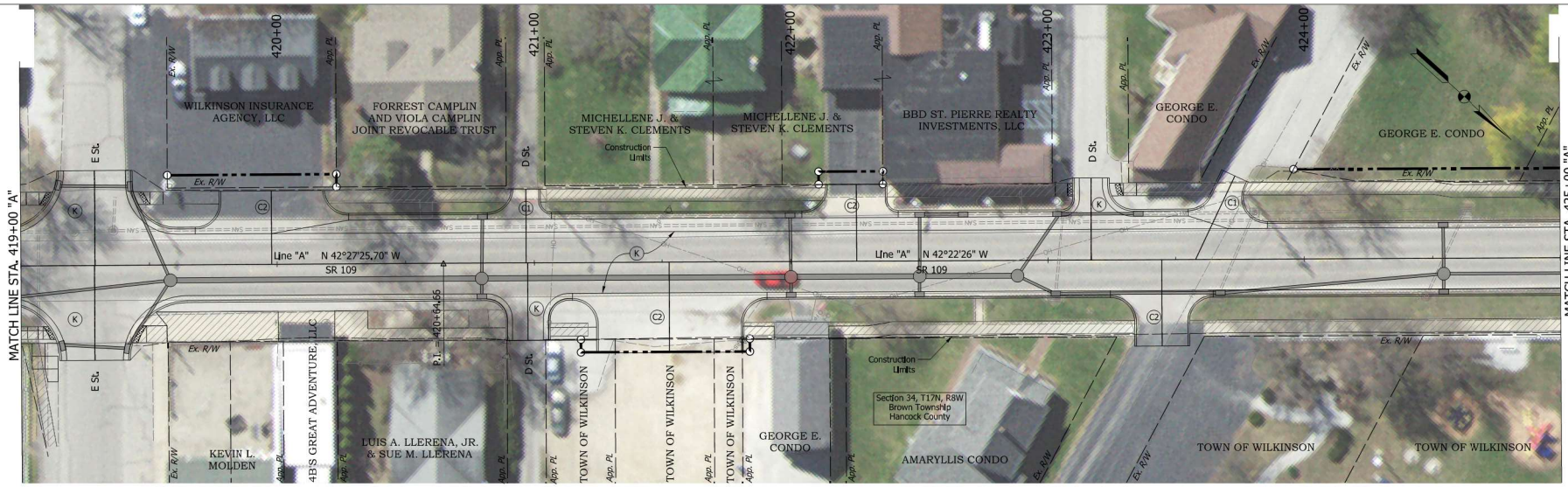

LEGEND

(K) 165 lb/sys QC/QA-HMA, 3, 70, Surface, 9.5mm, on 275 lb/sys QC/QA-HMA, 3, 70, Intermediate, 19.0mm, on 660 lb/sys QC/QA-HMA, 3, 64, Base, 25.0mm, on 4" Compacted Aggregate No. 53, on Subgrade Treatment Type IC

(M) Milling, Asphalt, 1.5"

(R) 165 lb/sys QC/QA-HMA, 3, 70, Surface, 9.5mm

(C1) PCCP For Approaches, 6 in., on Dense Graded Subbase, 6 in., on Subgrade Treatment Type II

(C2) PCCP For Approaches, 9 in., on Dense Graded Subbase, 6 in., on Geogrid Type 1B, on Subgrade Treatment Type II

(K1) HMA For Approaches, Type B consisting of: 165 lbs/sys HMA Surface, on 275 lbs/sys HMA Intermediate, on 6" Compacted Aggregate No. 53, on Subgrade Treatment Type II

(K2) HMA For Approaches, Type B consisting of: 165 lbs/sys HMA Surface, on 275 lbs/sys HMA Intermediate, on 660 lbs/sys HMA Base, on Subgrade Treatment Type II, on Geogrid, Type 1B

Proposed Sidewalk

I:\21jobs\21H0012A\CAD\Road\Sheet\Sht C_Detail_20_02.dgn

RECOMMENDED FOR APPROVAL	DESIGN ENGINEER	DATE	
DESIGNED: WBB	01/15/25	DRAWN: MWH	01/15/25
CHECKED: RMM	01/15/25	CHECKED: WBB	01/15/25

INDIANA
DEPARTMENT OF TRANSPORTATION

CONSTRUCTION DETAILS
STA. 413+00.00 TO STA. 425+00.00

	BRIDGE FILE
	N/A
SCALE	DESIGNATION
1" = 20'	2100216
SURVEY BOOK	SHEETS
	26 of 99
CONTRACT	PROJECT
R-43940	2100216

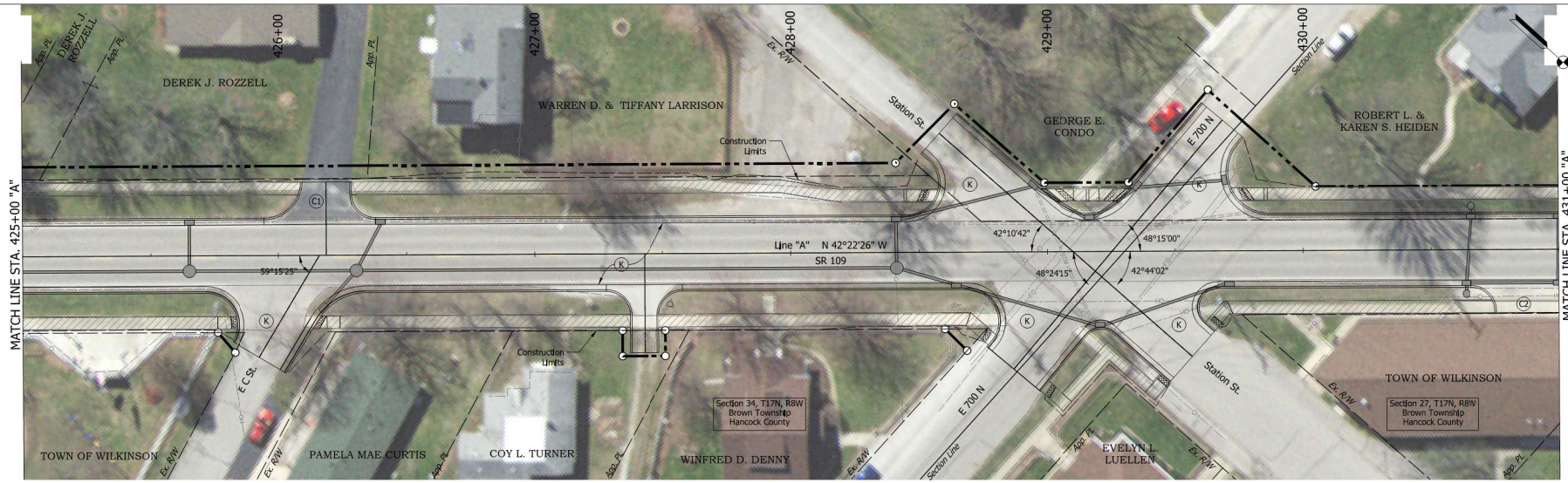

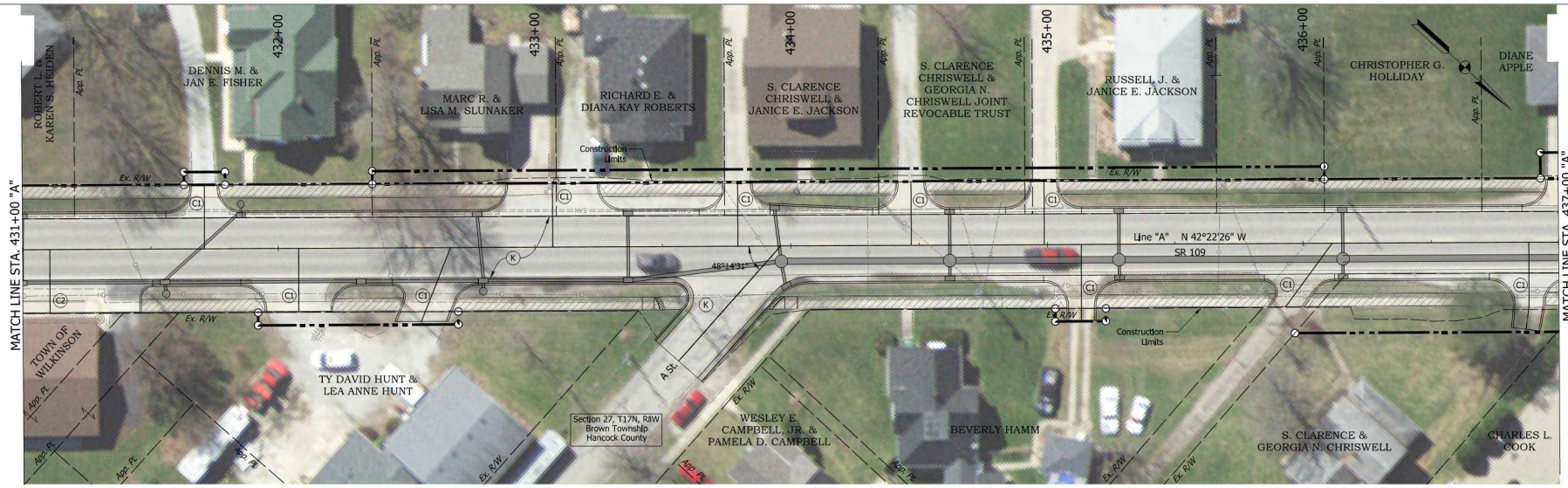

LEGEND

- (K) 165 lb/sys QC/QA-HMA, 3, 70, Surface, 9.5mm, on 275 lb/sys QC/QA-HMA, 3, 70, Intermediate, 19.0mm, on 660 lb/sys QC/QA-HMA, 3, 64, Base, 25.0mm, on 4" Compacted Aggregate No. 53, on Subgrade Treatment Type IC
- (M) Milling, Asphalt, 1.5"
- (R) 165 lb/sys QC/QA-HMA, 3, 70, Surface, 9.5mm
- (C1) PCCP For Approaches, 6 in., on Dense Graded Subbase, 6 in., on Subgrade Treatment Type II
- (C2) PCCP For Approaches, 9 in., on Dense Graded Subbase, 6 in., on Geogrid Type 1B, on Subgrade Treatment Type II
- (K1) HMA For Approaches, Type B consisting of: 165 lbs/sys HMA Surface, on 275 lbs/sys HMA Intermediate, on 6" Compacted Aggregate No. 53, on Subgrade Treatment Type II
- (K2) HMA For Approaches, Type B consisting of: 165 lbs/sys HMA Surface, on 275 lbs/sys HMA Intermediate, on 660 lbs/sys HMA Base, on Subgrade Treatment Type II, on Geogrid, Type 1B
- Proposed Sidewalk

I:\21jobs\21H0012A\CAD\Road\Sheet\Sht C_Detail_20_03.dgn

RECOMMENDED FOR APPROVAL	DESIGN ENGINEER	DATE	
DESIGNED: WBB	01/15/25	DRAWN: MWH	01/15/25
CHECKED: RMM	01/15/25	CHECKED: WBB	01/15/25

INDIANA
DEPARTMENT OF TRANSPORTATION

CONSTRUCTION DETAILS
STA. 425+00.00 TO STA. 437+00.00

	BRIDGE FILE
	N/A
SCALE	DESIGNATION
1" = 20'	2100216
SURVEY BOOK	SHEETS
	27 of 99
CONTRACT	PROJECT
R-43940	2100216

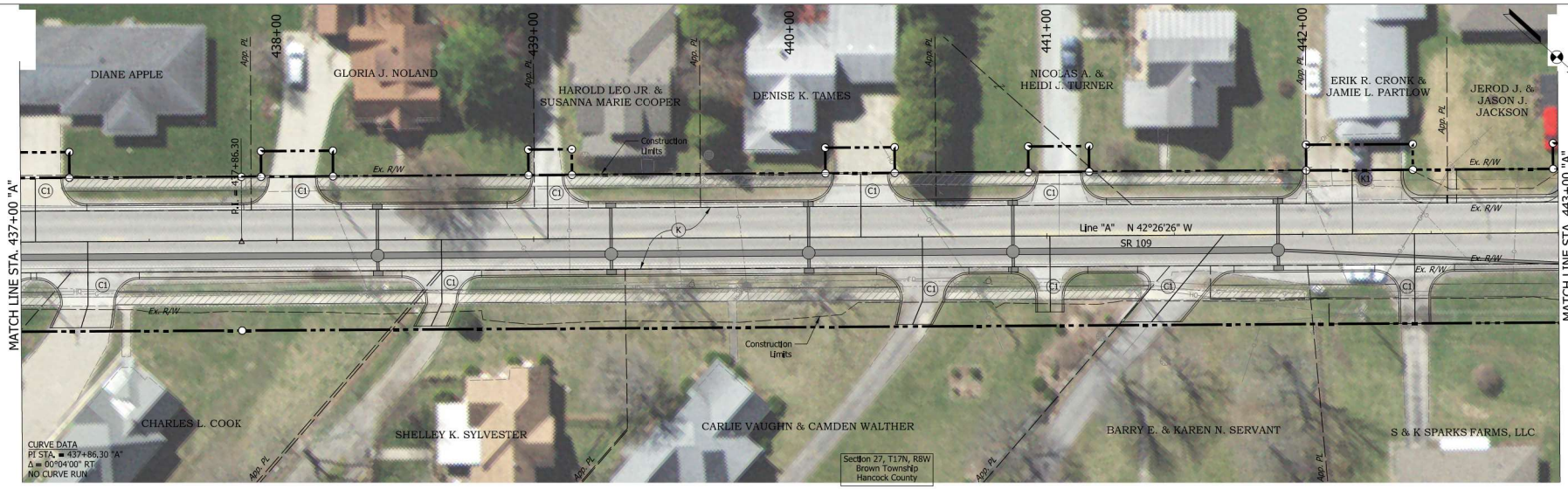



LEGEND

- (K) 165 lb/sys QC/QA-HMA, 3, 70, Surface, 9.5mm, on 275 lb/sys QC/QA-HMA, 3, 70, Intermediate, 19.0mm, on 660 lb/sys QC/QA-HMA, 3, 64, Base, 25.0mm, on 4" Compacted Aggregate No. 53, on Subgrade Treatment Type IC
- (M) Milling, Asphalt, 1.5"
- (R) 165 lb/sys QC/QA-HMA, 3, 70, Surface, 9.5mm
- (C1) PCCP For Approaches, 6 in., on Dense Graded Subbase, 6 in., on Subgrade Treatment Type II
- (C2) PCCP For Approaches, 9 in., on Dense Graded Subbase, 6 in., on Geogrid Type 1B, on Subgrade Treatment Type II
- (K1) HMA For Approaches, Type B consisting of: 165 lbs/sys HMA Surface, on 275 lbs/sys HMA Intermediate, on 6" Compacted Aggregate No. 53, on Subgrade Treatment Type II
- (K2) HMA For Approaches, Type B consisting of: 165 lbs/sys HMA Surface, on 275 lbs/sys HMA Intermediate, on 660 lbs/sys HMA Base, on Subgrade Treatment Type II, on Geogrid, Type 1B
- Proposed Sidewalk

I:\21jobs\21H0012A\CAD\Road\Sheet\Sht C_Detail_20_04.dgn

RECOMMENDED FOR APPROVAL	DESIGN ENGINEER	DATE
DESIGNED: WBB 01/15/25	DRAWN: MWH	01/15/25
CHECKED: RMM 01/15/25	CHECKED: WBB	01/15/25

INDIANA
DEPARTMENT OF TRANSPORTATION

CONSTRUCTION DETAILS
STA. 437+00.00 TO STA. 449+00.00

	BRIDGE FILE
	N/A
SCALE	DESIGNATION
1" = 20'	2100216
SURVEY BOOK	SHEETS
	28 of 99
CONTRACT	PROJECT
R-43940	2100216

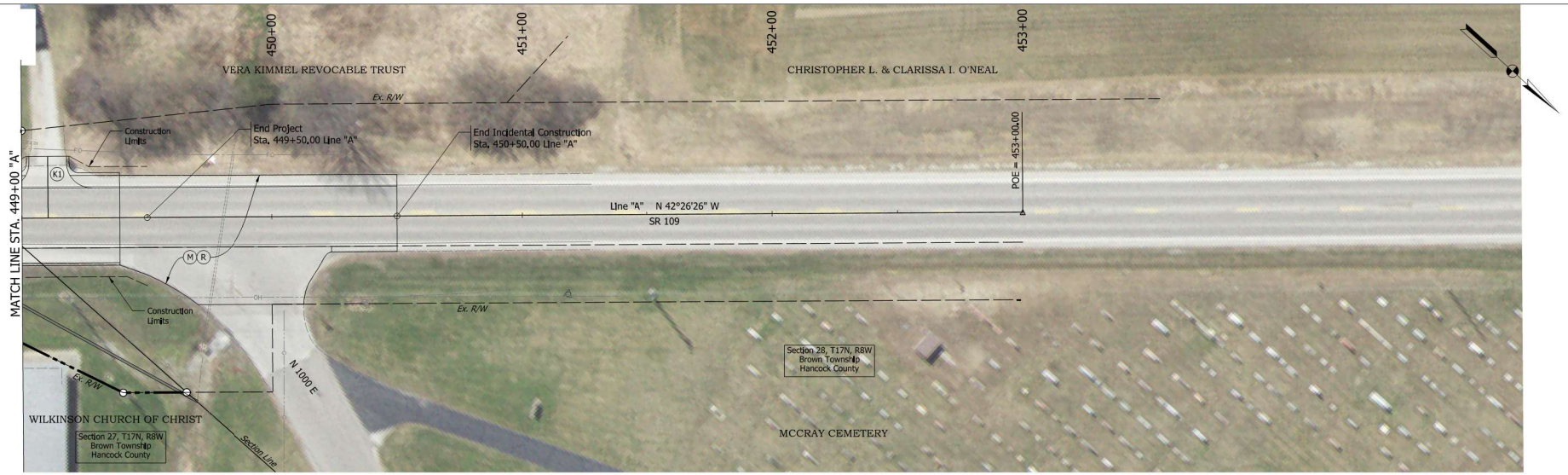

LEGEND

(K) 165 lb/sys QC/QA-HMA, 3, 70, Surface, 9.5mm, on
275 lb/sys QC/QA-HMA, 3, 70, Intermediate, 19.0mm, on
660 lb/sys QC/QA-HMA, 3, 64, Base, 25.0mm, on
4" Compacted Aggregate No. 53, on
Subgrade Treatment Type IC

(M) Milling, Asphalt, 1.5"

(R) 165 lb/sys QC/QA-HMA, 3, 70, Surface, 9.5mm

(C1) PCCP For Approaches, 6 in., on
Dense Graded Subbase, 6 in., on
Subgrade Treatment Type II

(C2) PCCP For Approaches, 9 in., on
Dense Graded Subbase, 6 in., on
Geogrid Type 1B, on
Subgrade Treatment Type II

(K1) HMA For Approaches, Type B consisting of:
165 lbs/sys HMA Surface, on
275 lbs/sys HMA Intermediate, on
6" Compacted Aggregate No. 53, on
Subgrade Treatment Type II

(K2) HMA For Approaches, Type B consisting of:
165 lbs/sys HMA Surface, on
275 lbs/sys HMA Intermediate, on
660 lbs/sys HMA Base, on
Subgrade Treatment Type II, on Geogrid, Type 1B

Proposed Sidewalk

I:\21jobs\21H0012A\CAD\Road\Sheet\Sht C_Detail_20_05.dgn

RECOMMENDED FOR APPROVAL	DESIGN ENGINEER	DATE	
DESIGNED: WBB	01/15/25	DRAWN: MWH	01/15/25
CHECKED: RMM	01/15/25	CHECKED: WBB	01/15/25

INDIANA
DEPARTMENT OF TRANSPORTATION

CONSTRUCTION DETAILS
STA. 449+00.00 TO STA. 453+00.00

	BRIDGE FILE
	N/A
SCALE	DESIGNATION
1" = 20'	2100216
SURVEY BOOK	SHEETS
	29 of 99
CONTRACT	PROJECT
R-43940	2100216