

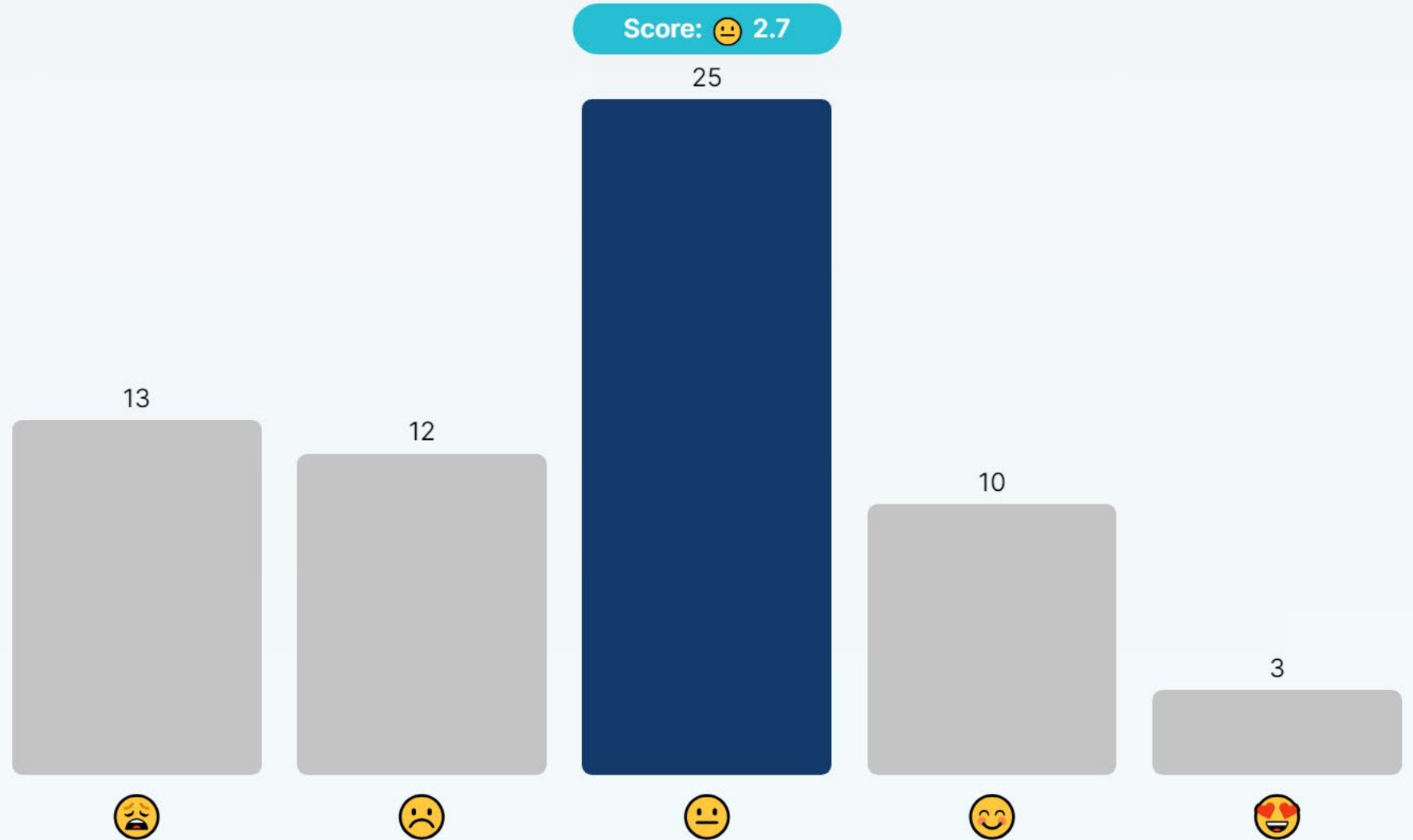
ITTANMS

T R A I N I N G

Cristy Burlage | INDOT Bridge Inspection



How confident are you using iTAMS?



Join at
slido.com
#INDOTBI



What is needed when reporting a bug/error to iTAMSHelp@indot.IN.gov?

Description of the bug/error ✓



Screen shot of the web page with the bug/error ✓



URL of the web page with the bug/error ✓



Friendly greeting & thank you to Shari (email monitor) ✓



Join at
slido.com
#INDOTBI

iTAMS Updates

- Retaining Walls

- In production site, data not imported

- Culverts

- In production site, ready to use

- Bridge Reconfiguration

- In UAT site

- PDF Reports

- Culverts in production site, bridges in UAT site

Bridge Reconfiguration

- Attribute field re-organization in asset & inspection views
- More attribute fields available in all inspection types
- New triggers that copy data from/to asset & inspection views when inspection is scheduled & approved
 - Pay attention to this one! No sleeping. I'll catch you. Point you out.
- Generate report error

Inspection Types & Masters



ROUTINE



NSTM



SPECIAL



IN-DEPTH



DAMAGE



INITIAL



UNDERWATER



*CULVERT

Master

iTAMS term that represents a template for an inspection type

- Determines the attribute fields included in inspection
- Tracks inspections completed for the specific inspection type
- Schedule inspections using an asset's master(s)

Bridge 1

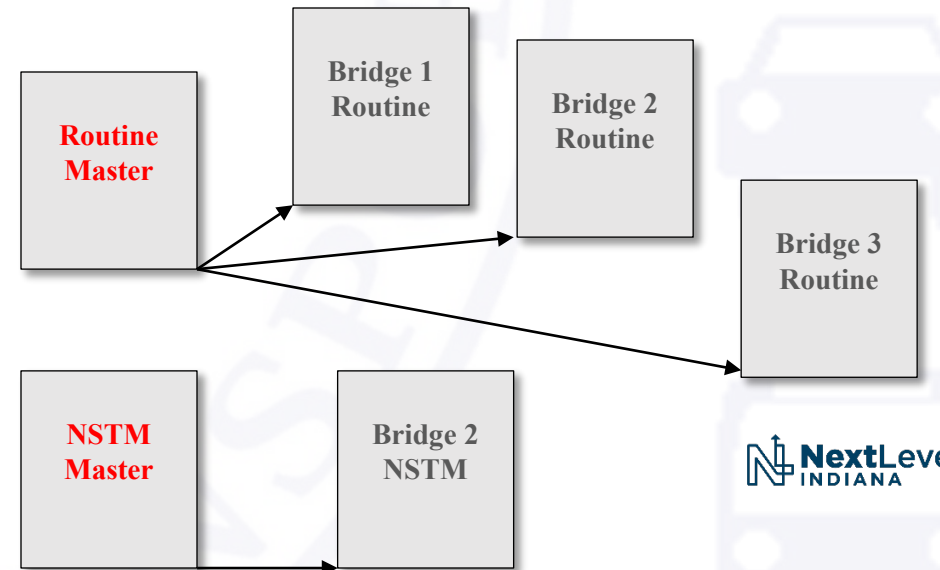
Routine

Bridge 2

Routine & NSTM

Bridge 3

Routine



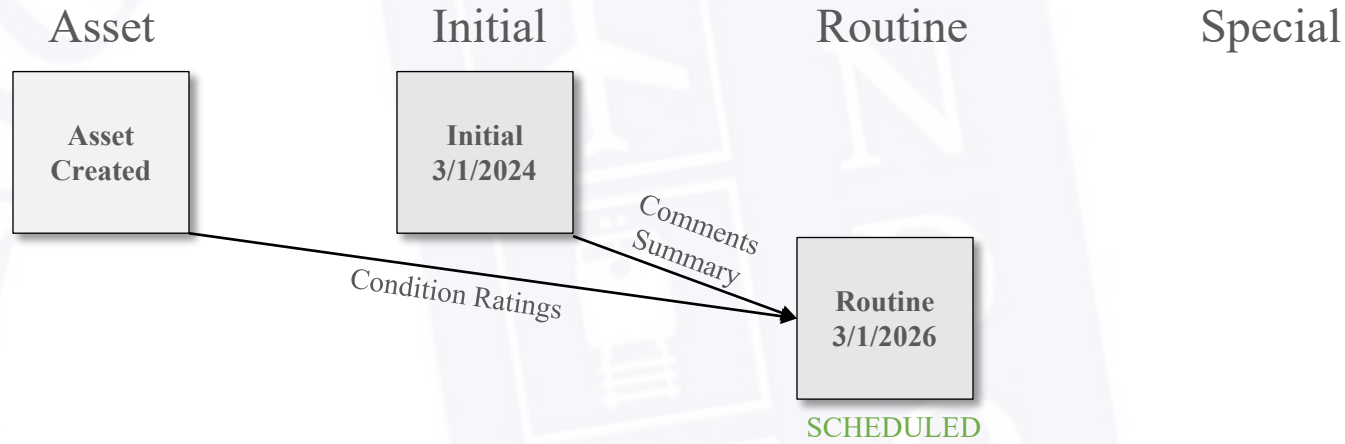
Triggers

- Condition ratings stored in both asset & inspection views
 - Locked for edit in asset view
- Comments are only in inspection view and are specific to that inspection type
- When new inspection is scheduled:
 1. Condition ratings are copied from asset
 2. Comments and summary are copied from last inspection of that inspection type
 - *Exception for routine & initial inspections
 3. Element condition state quantities are copied from the previous inspection completed, regardless of inspection type
 4. Item 90 Date is locked for edit and updates automatically based on “From Date”

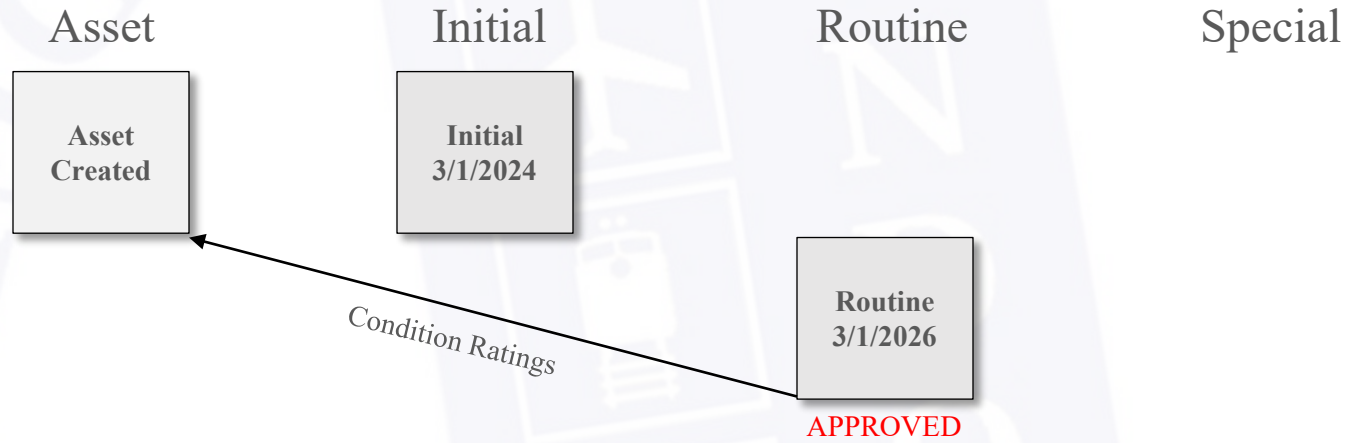
Triggers – Visual Example (for others like me)



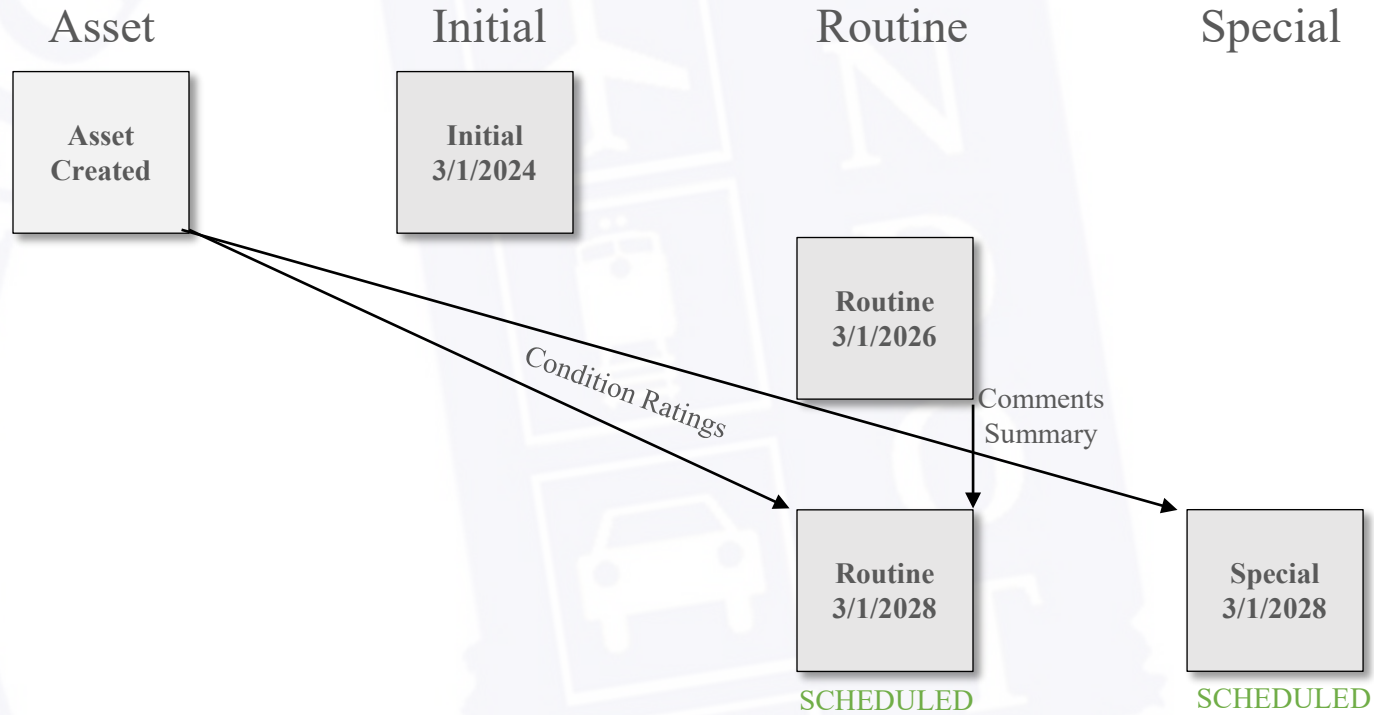
Triggers – Visual Example



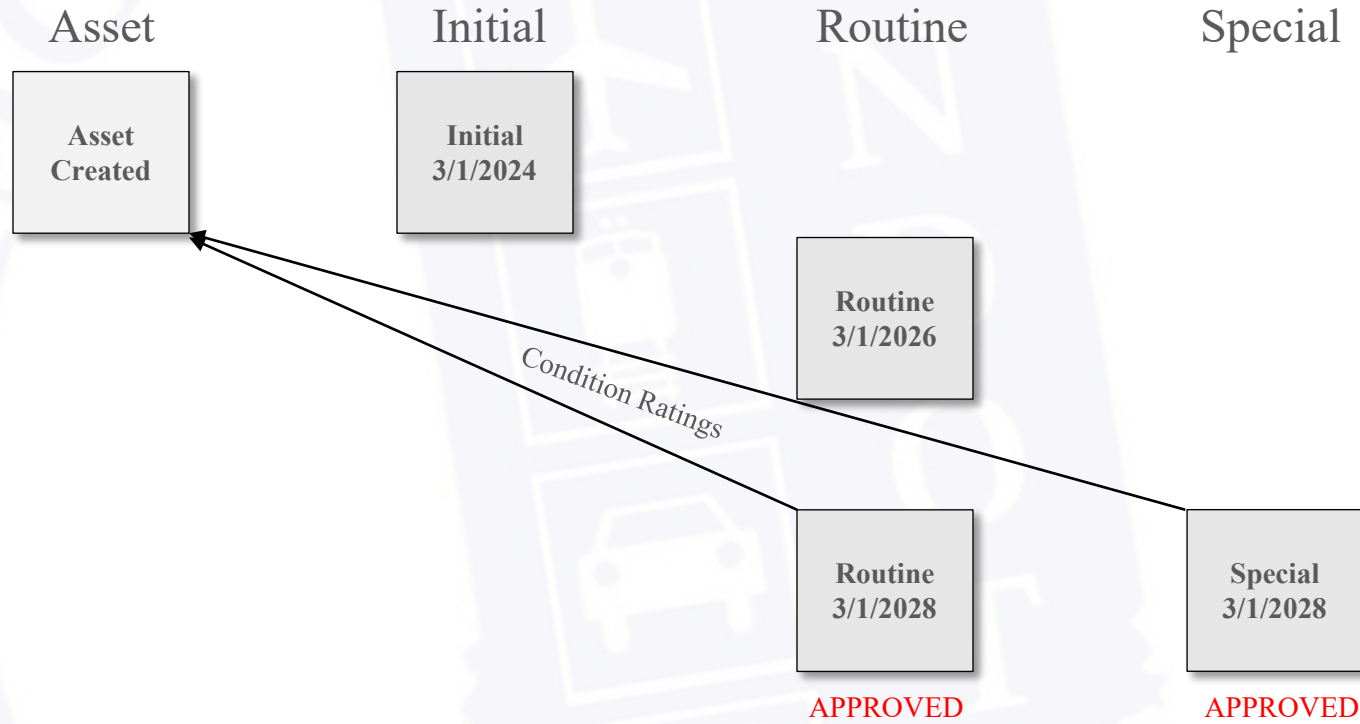
Triggers – Visual Example



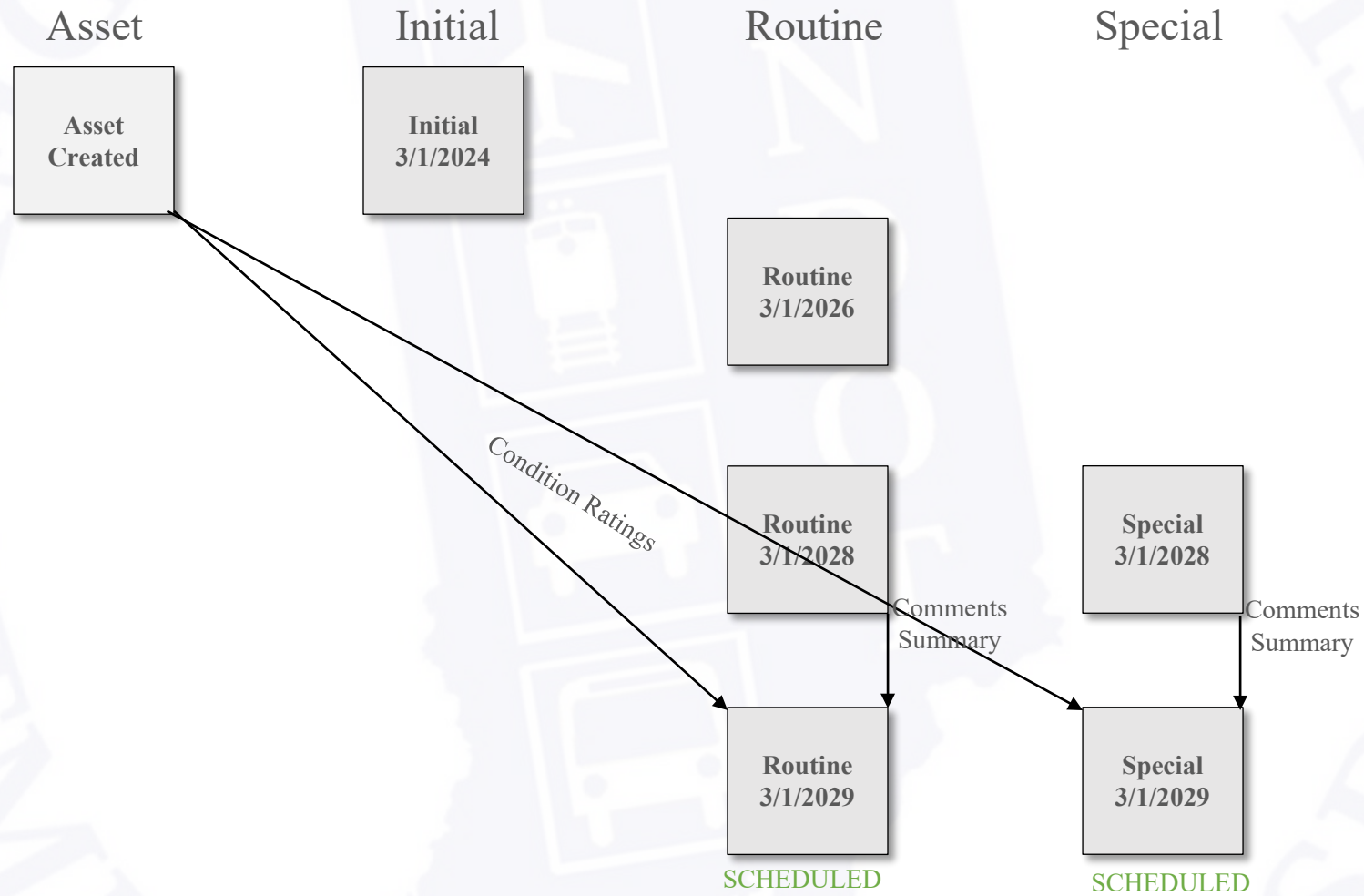
Triggers – Visual Example



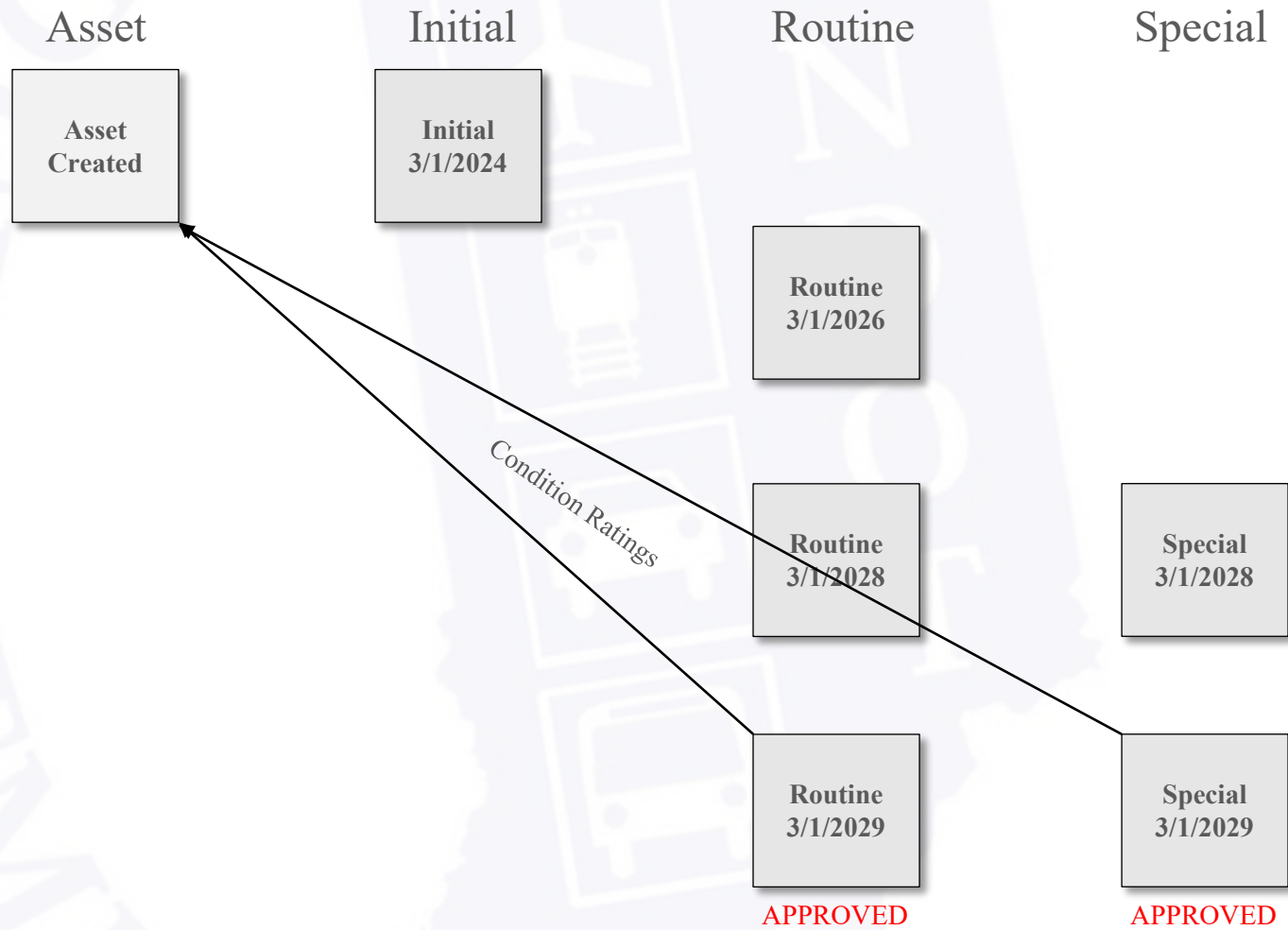
Triggers – Visual Example



Triggers – Visual Example



Triggers – Visual Example



Hey Cristy! Reminder → open iTAMS!

iTAMS Trivia

Ready to prove you know iTAMS?

Get your phone ready! → [Slido.com](https://www.slido.com) | [#INDOTBI](https://twitter.com/INDOTBI)



Answer correctly and earn **Bridge Bucks!**

*Bridge Bucks do not exist, are not the official or unofficial currency of Bridge Inspection, the Indiana Department of Transportation, any State or Federal Agency in the US, or any country in the world for that matter. They cannot be exchanged for any currency that actually does exist, the exception being cryptocurrency because that is made up too. Obviously, cryptocurrency is a thing, but does anyone really use it? It feels imaginary like Bridge Bucks. I always wondered if we could just add zeros to the end of our bank account balances and see if anyone notices because we can have imaginary cryptocurrency so why not? I have no real prizes. Not sorry.






What is an attribute?

Field with data displayed in asset & inspection views and can be filtered ✓



30

Menu item on left side of web page that displays assets



2

Did you mean tribute? May the odds be ever in your favor.



2

Allows admin to edit iTAMS accounts



1

Join at
slido.com
#INDOTBI



Join at
slido.com
#INDOTBI



What is a master?

A fully fledged Jedi from Star Trek

1

Action used to schedule an inspection

11

A template for an inspection type ✓

49


Describes Cristy & Jake as masters of iTAMS

1




Which does not belong?


Inspection Summary



Filter



Routing



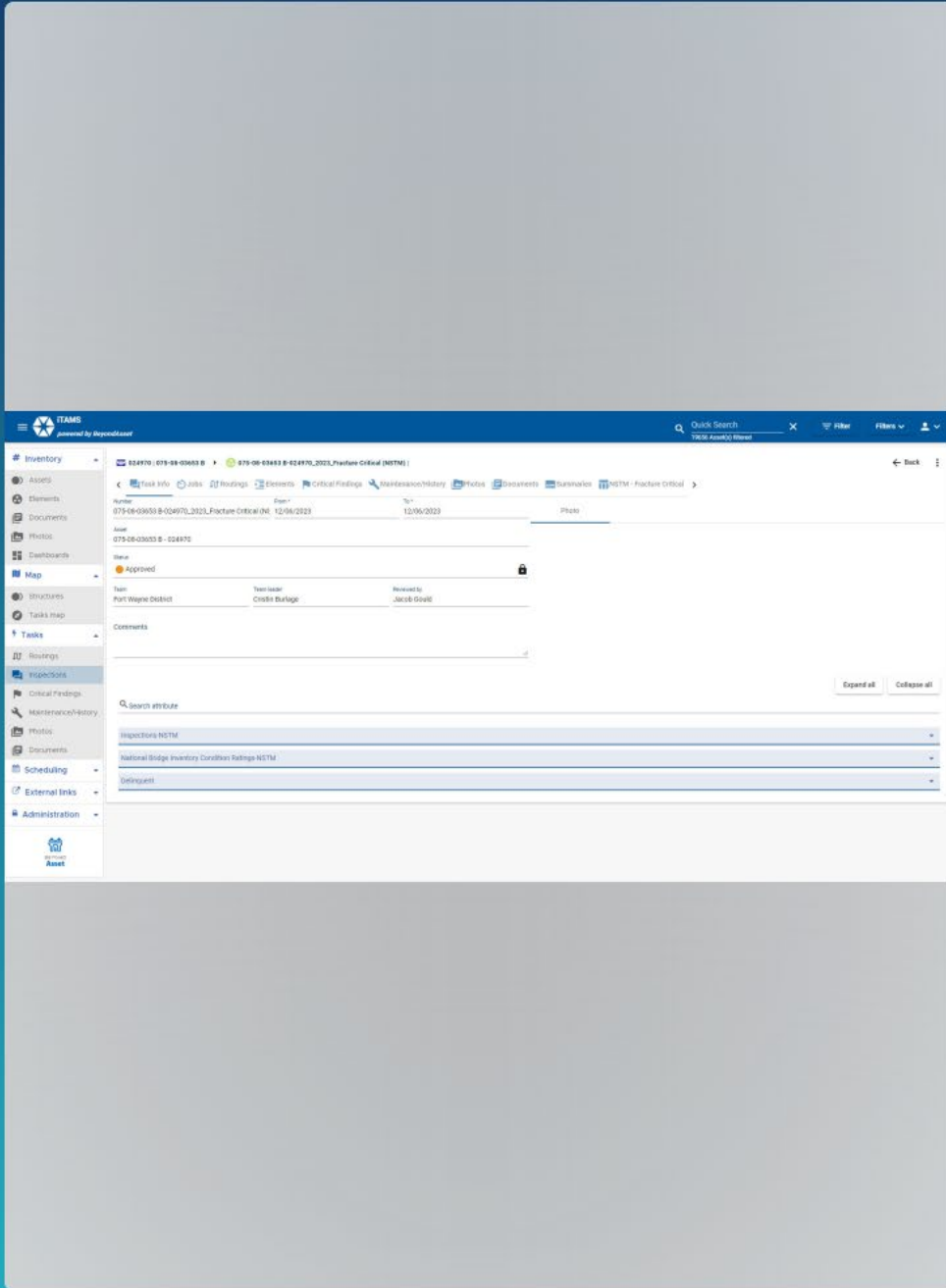
Query ✓



Join at
slido.com
#INDOTBI




Join at
slido.com
#INDOTBI



Am I in the asset or inspection?

Asset

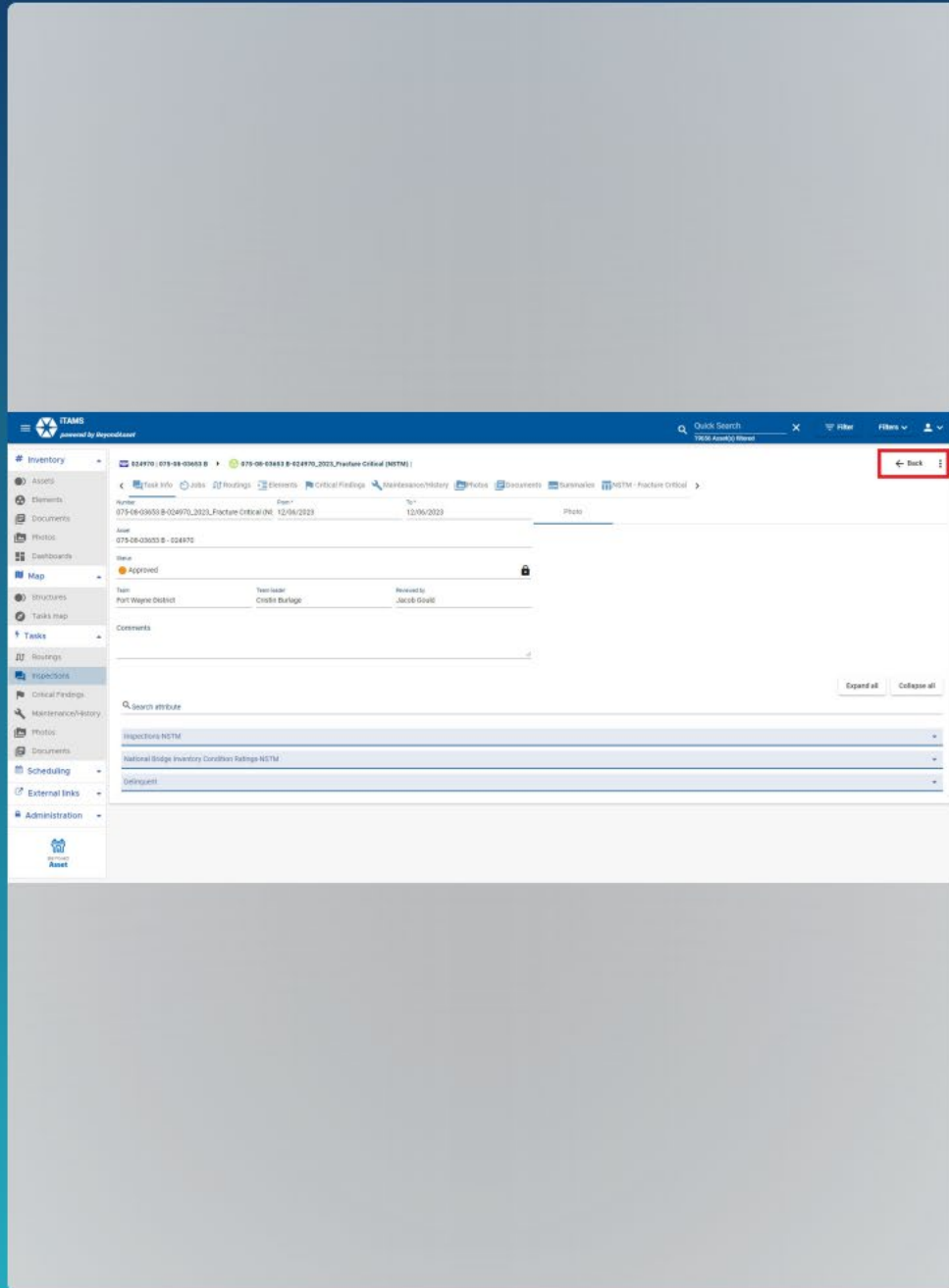


Inspection





Join at
slido.com
#INDOTBI



What does the "Back" button do?

Takes you back to the last web page you were on ✓

52

Opens the asset view in another browser tab

5

Takes you to infinity and beyond

5


Opens the PDF report

2



How do I find the link to the latest version of the app?

Email iTAMSHelp



Submit a Freedom of Information Act request



Under the External Link menu item on the left side of the iTAMS web page ✓



You'll never find it. Ever.



Join at
slido.com
#INDOTBI



What is the easiest way to know how many assets you have filtered?

Email iTAMSHelp, Shari will know!

0

The number filtered is displayed under the Quick Search bar ✓

49

Open 'Filters' at the top right of the web page

12

Number displays before you set filter

2

Join at
slido.com
#INDOTBI



How do you know when an attribute column is filtered?

The attribute column header is highlighted blue

10

The attribute column is highlighted blue

7

All the blue color in the web page disappears

2

Funnel icon in attribute column header is highlighted blue

40

Join at
slido.com
#INDOTBI



What do you do when you are not seeing the data you think you should be seeing in your filters?

Clear your filters ✓



Clear your filters ✓



Clear your filters! ✓



CLEAR ALL YOUR FILTERS! ✓



Join at
slido.com
#INDOTBI