



ATTSP

ASYMMETRIC THREAT TRAINING
SUPPORT PROGRAM

TRAINING DELIVERY CATALOG

ARMY NATIONAL GUARD (ARNG) | ASYMMETRIC THREAT TRAINING SUPPORT PROGRAM (ATTSP)

FY 23
EDITION

TABLE OF CONTENTS

04 OUR LEADERSHIP

05 ABOUT US

06 OUR TRAINING

08 TRAINING LOCATIONS

10 OUR CONTACTS

12 BIOMETRICS

16 SITE EXPLOITATION

18 INTELLIGENCE SUPPORT

22 ELECTRONIC WARFARE (EW)/CREW

24 EXPLOSIVE ORDNANCE DISPOSAL (EOD)

26 FABRICATION

28 COUNTER- SMALL UNMANNED AIRCRAFT SYSTEMS (C-SUAS)



32 IED/HME

34 UNMANNED GROUND VEHICLE

36 VIRTUAL TRAINING

38 MOBILITY

40 ROUTE CLEARANCE (RC)



LIVE/VIRTUAL/EOD

PROVIDING
REALISTIC NO-COST
ASYMMETRIC
THREAT
TRAINING
SUPPORT
AT THE POINT
OF NEED



The FY2023 ATTSP Training Delivery Catalog is a semi-annual publication to support the readiness training of National Guard forces to combat emergent threats.

It serves as a Commander's reference for the Asymmetric Threat Training Support Program's current curriculum for Home Station individual, collective and pre-mobilization training using Live, Live/Virtual/Constructive/Gaming (LVCG), and Blended (Live/LVCG) training delivery methodologies.

OUR LEADERSHIP



ATTSP PROGRAM MANAGER

Major Aaron J. Flanders
aaron.j.flanders.mil@army.mil



ATTSP STRATEGIC PARTNER

Mr. Bill Williams
william.f.williams92.ctr@army.mil



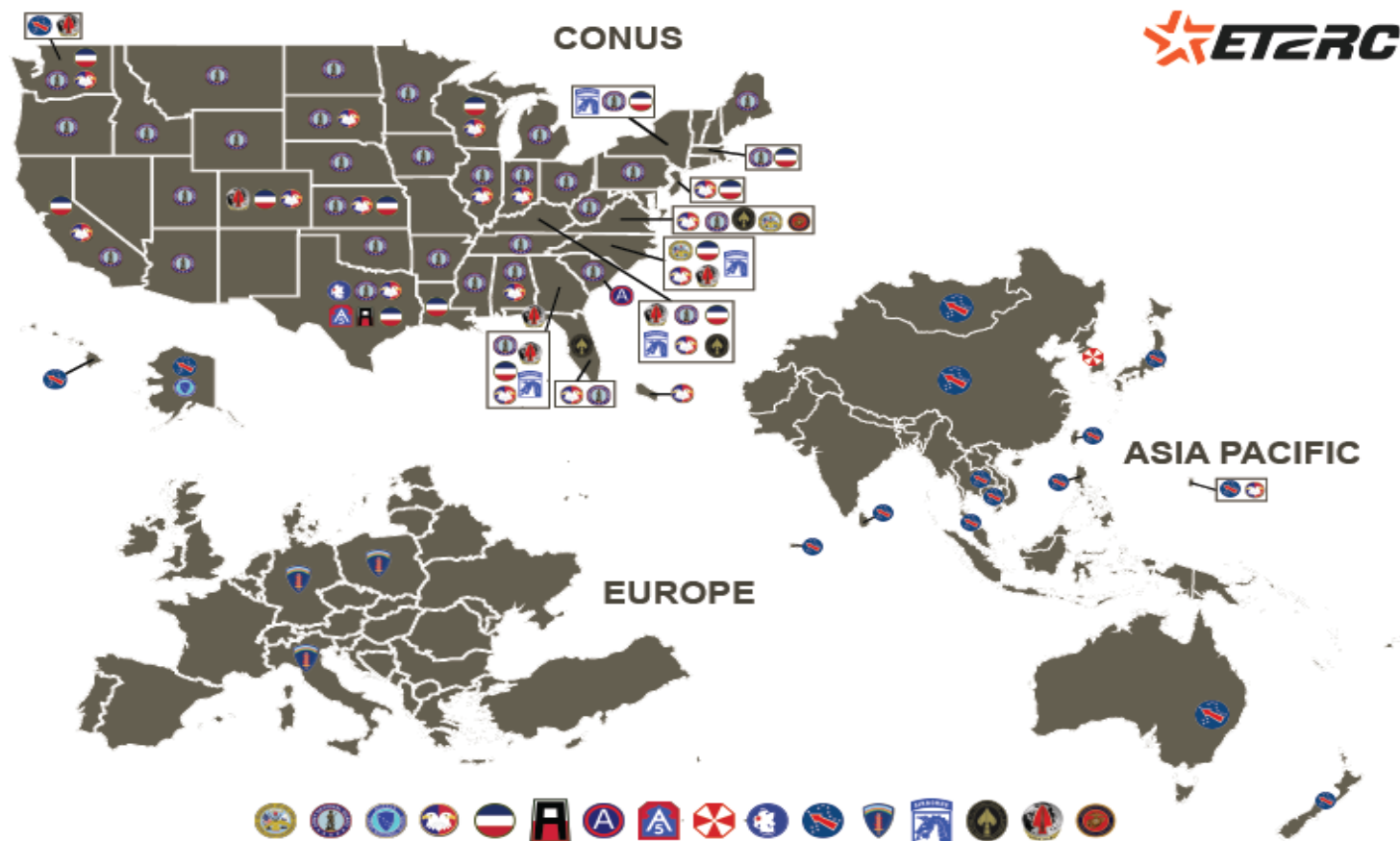
ATTSP WEST TRAINING LEAD

Mr. Jason Litz
jason.d.litz.ctr@army.mil



ATTSP EAST TRAINING LEAD

Mr. Tom Wilson
thomas.m.wilson52.ctr@army.mil



ATTSP delivery is supported by the Emergent Threat, Training, and Readiness Capability (ET2RC) Task Order (TO)* contract vehicle to provide real-time, global comprehensive threat analysis and assessment, training development and delivery, readiness and modernization support and logistics and equipment analysis.

(*Task Order 47QFCA20F0014)

ABOUT US

OUR MISSION

Provide ARNG Commanders with the requisite support to plan, coordinate and execute Home Station (HS) individual, collective, and pre-mobilization training using live, virtual and blended training methods to combat an array of current and emerging threats in multi-domain operations.

OUR INTENT

Conduct the ARNG's Live, Virtual, and EOD Training; Integrate relevant enemy TTPs and emerging threats impacting Soldiers into training; Publish technical and tactical Training Support Packages (TSPs) to educate Soldiers; Fabricate & manage training aids and non-standard equipment in support of HS training; Focus training to meet DARNG and FORSCOM training requirements prior to MOB; Support collective training events, named exercises and state partnership at HS.

REALISTIC

AGILE

EMERGENT

HIGH-IMPACT

TRAINING



REALISTIC

We provide support to plan, prepare, execute, and assess realistic Counter-Improvised Explosive Device and Asymmetric Threat training in live and virtual environments. This training is conducted in preparation for an array of overseas operations.



AGILE

Our multi-disciplined approach addresses emerging threats and our fabrication team can replicate a device from theater to Home Station unit training within 72 hours. Our geographically dispersed team can train across all states and U.S. territories.



EMERGENT

Emerging technologies are opening new realities—and now is the time to begin the journey. Virtual training allows you to deliver experiences that will prepare your organization for the future in ways that were never possible until now. This interactive training capability engages Soldiers and helps minimize the amount of time spent sitting in a classroom environment.



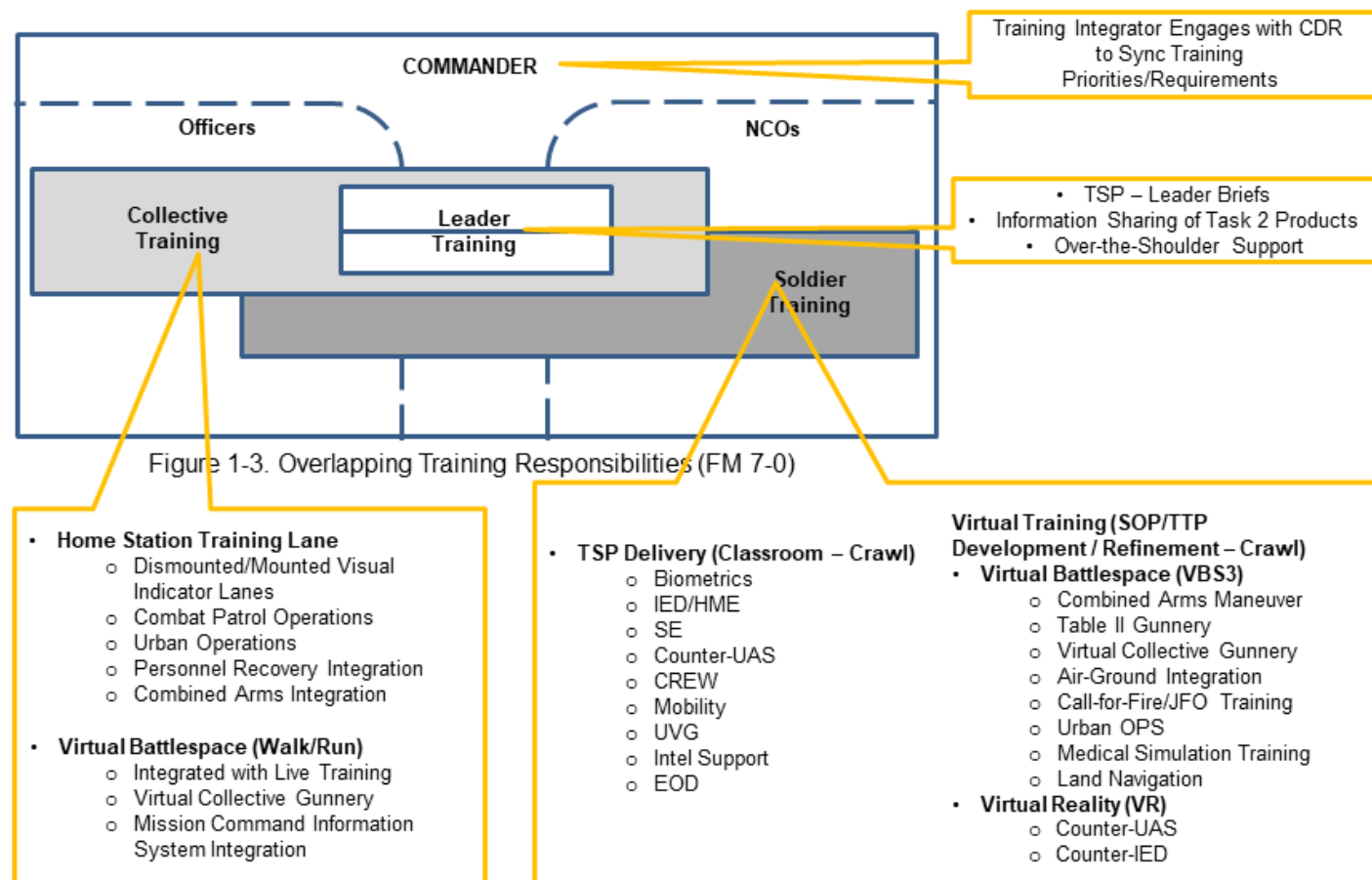
HIGH-IMPACT

Soldiers are facing unprecedented challenges to keep current on training. Rapid changes in technology, internal processes and procedures, and the evolving threat require faster, more frequent training, often in distributed areas and with high technical requirements. To quickly acquire proficiency and accuracy, ATTSP can customize training to meet Commander's intent.

OUR TRAINING

Our training is available to synchronize between your unit and your current training responsibilities - *we will train at YOUR point of need*. To coordinate & plan training, acquire equipment, and prepare Leaders to lead training events, contact us to link with a facilitator in your region.

Figure 1-3. Overlapping Training Responsibilities (FM 7-0)



TRAINING PLATFORMS

*Live Class Option *Distance Learning/Virtual Training (DL/VT) Class Option

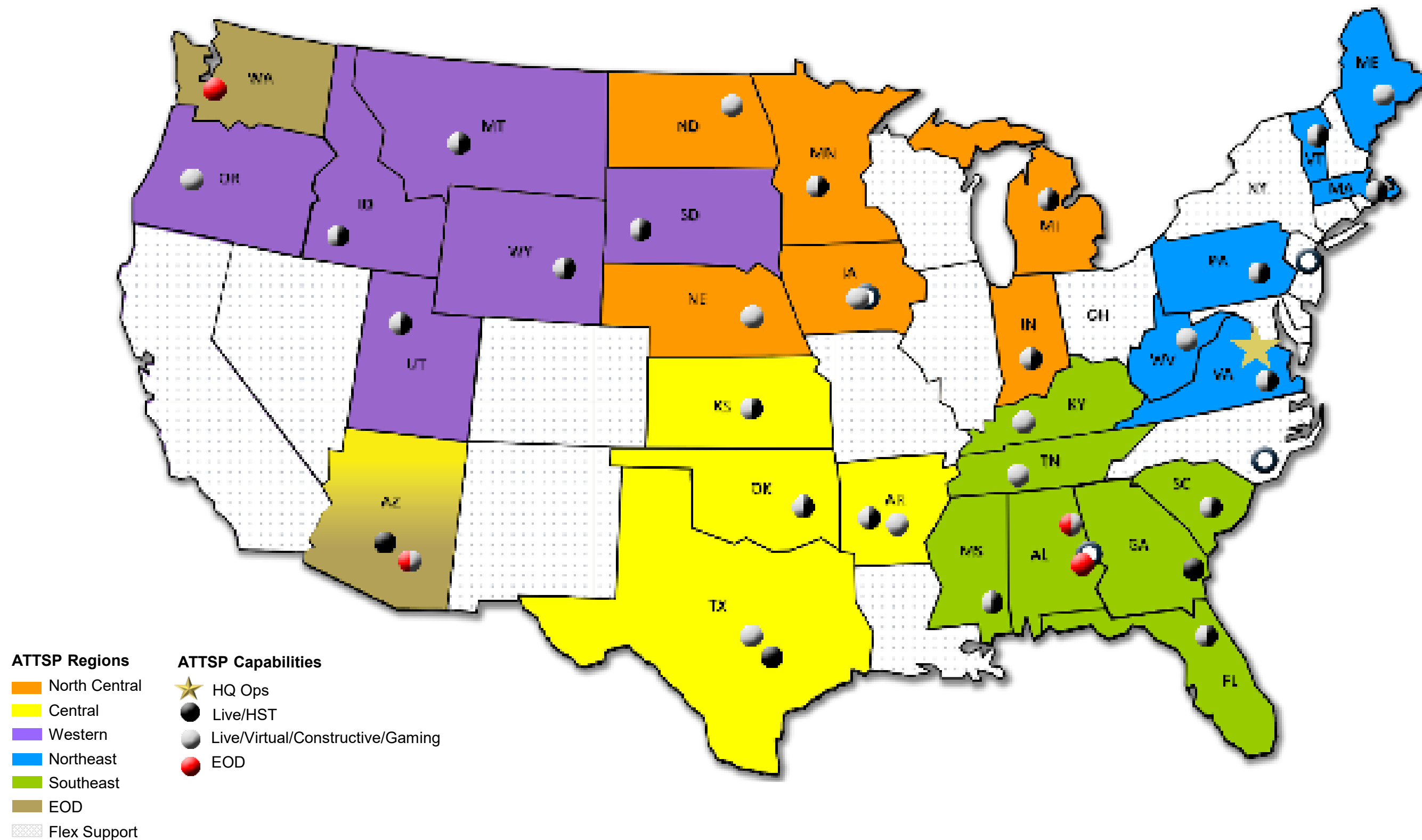
The ATTSP Training Team provides threat-based materiel/non-materiel solutions for training at Home Station to instruct Leaders and units with emerging technologies and information, and to maintain proficiency to operate in a threat-based environment.



The ATTSP is a training force multiplier that provides Commanders the ability to plan, coordinate, and execute Home Station training in a complex environment on emerging threats with the **goal of turning two days of training into one (2:1)**.

TRAINING LOCATIONS

We have a geographically dispersed team capable of facilitating training and readiness needs across all states and U.S. territories.



OUR CONTACTS

Our facilitators are available in all regions across all states and U.S. territories.
Contact one of our five (5) Regional Training Leads to learn more.



**NORTH CENTRAL
REGION LEAD (IN)**

Mr. Randell Salewske
randell.d.salewske@army.mil



**CENTRAL
REGION LEAD (AR)**

Mr. Kevin Smith
kevin.smith22_ctr@army.mil



**WESTERN
REGION LEAD (UT)**

Mr. Tracy Jackson
tracy.l.jackson56_ctr@army.mil



**NORTHEAST
REGION LEAD (PA)**

Mr. Troy Heffner
troy.c.heffner_ctr@army.mil



**SOUTHEAST
REGION LEAD (TN)**

Mr. Mark Hamil
mark.e.hamilton_ctr@army.mil

TRAINING CAPABILITY & SUPPORT LOCATIONS

HEADQUARTERS OPERATIONS

- Arlington Hall Station (AHS), Arlington, VA
- Camp Dodge, IA
- Fort McClellan, AL
- Fayetteville, NC
- Fort Dix, NJ

EOD

- Fort McClellan, AL
- Huntsville, AL
- JFHQ Phoenix, AZ
- Joint Base Lewis-McChord, WA



NORTH CENTRAL REGION

- Camp Dodge, IA
- Camp Atterbury, IN
- Camp Grayling, MI
- Camp Ripley, MN
- Camp Grafton, ND
- Mead Training Site, NE

CENTRAL REGION

- Camp Robinson, AR
- Fort Chaffee, AR
- JFHQ Phoenix, AZ
- Florence Military Reservation, AZ
- Kansas Training Center Salina, KS
- Camp Gruber, OK
- Camp Mabry, TX
- Camp Swift, TX
- North Fort Hood, TX

NORTHEAST REGION

- Camp Edwards, MA
- Camp Keyes, ME
- Fort Indiantown Gap, PA
- Fort Pickett, VA
- Ethan Allen Firing Range, VT
- Camp Dawson, WV

SOUTHEAST REGION

- Fort McClellan, AL
- Camp Blanding, FL
- Fort Stewart, GA
- Camp Shelby, MS
- Camp McCrady, SC
- Smyrna Volunteer Training Site, TN
- Wendell H. Ford Training Site, KY

WESTERN REGION

- Gowen Field, ID
- Fort William Henry Harrison, MT
- Camp Rapid, SD
- JFHQ Salem, OR
- Camp Williams, UT
- Camp Guernsey, WY

BIOMETRICS

ATTSP Biometrics training provides fundamental initial and sustainment training of key personnel in positions that require the use and dissemination of biometrics data and resources. ATTSP offers Biometrics Leader, Individual Awareness and Operator (BAT-A and BAT-A Hand-held) Training, as well as over-the-shoulder planning and field support for collective unit exercises from the platoon to the brigade.

The Biometrics Operations Specialist Course (BOSC) is the foundation of biometric training.

The BOSC provides Soldiers and Leaders comprehensive understanding of biometrics systems and processes within their mission scope. Trainers also provide Train-the-Trainer (T3) for Biometrics Awareness courses, putting Leaders in front of critical Soldier training. After the initial T3 training, Leaders are provided the U.S. Army approved lessons and continued access for up-to-date training materials and mentorship by both the local and the national Biometrics training and operational community to support the sustainment of Biometrics proficiency.


BIOMETRICS LEADERS BRIEF

- **Training Platform:** Live (Classroom)/ DL/VT
- **Course Duration:** 1 hr(s)
- **Module:** Biometrics Integration for Leaders

Prerequisites: n/a

Course Description: Provides Leaders an overview of biometrics capabilities and processes required in support of the full range of military operations. Presents information required to identify, verify, track and manage enemy, neutral, and friendly personalities. Supports targeting, screening, detainee, civil/military, Intel/Counter-Intel operations and utilization of biometrics during tactical operations (checkpoints, mounted/dismounted patrols, raids and cordon/search operations).

BIOMETRICS AWARENESS/T3

- **Training Platform:** Live (Classroom) 
- **Awareness Course Duration:** 1 hr(s)
- **T3 Course Duration:** 16 hr(s)


Course Description: Provides basic understanding of biometrics, biometric collection devices, and current Theater TTPs.

T3 Course Description: The Biometrics Train-the-Trainer (T3) course is intended for Sergeants and above who have the responsibility to train their Soldiers in individual tasks. At the end of the Biometrics course, student trainers will be able to train other Soldiers on the basic individual tasks of biometrics and acquire skills and knowledge to collect, match, store, analyze and share biometric data to provide the Commander with intricate knowledge and understanding of the biometrics process. Students attending the course ideally should have previous search experience or completed a Biometrics Operations Specialist course.



BIOMETRICS OPERATIONS SPECIALIST COURSE (BOSC)

ABOUT THE BOSC


- **Training Platform:** Live (Classroom) 
- **Course Duration:** 24+ hours
- **Course Description:** Provides Soldiers & Leaders comprehensive understanding of biometric systems & processes within their scope of mission & culminates with biometrics capstone exercise

- **TOPICS:**
- **Biometrics Awareness**
- **BAT Operator**
- **Biometrics Enabled Intelligence (BEI)**
- **DNA Collection**
- **Practical Exercises**

- **Biometrics Awareness:** Course Length: 1 hr(s); Live (Classroom) Provides basic understanding of biometrics, biometric collection devices, and current Theater TTPs.
- **Prepare BAT-A-HH for Operation:** Course Length: 1 hr(s); Live (Classroom/Field) Provides information on the current tactical biometrics collection systems being used throughout the Army and how biometrics capabilities will enhance and enable missions. Biometrics can improve your unit's ability to establish identify dominance.
- **Enroll Subject with BAT-A-HH Database:** Course Length: 1 hr(s); Live (Classroom/Field) The platform automatically captures and formats standards-based flat and rolled fingerprints, iris and facial images, which conform to the Electronic Biometric Transmission Specification (EBTS). This Department of Defense (DoD) specification describes customizations of FBI Electronic Fingerprint Transmission Specification (EFTS) transactions, which are necessary to utilize the Next Generation Identification (NGI) databases, including the DoD Automated Biometric Identification System (ABIS). Using BAT-A HH, organizations are empowered to create fingerprint, iris, and facial-based biometric records for enrollment into the military ABIS system.
- **Transfer Data from the BAT-A-HH:** Course Length: 1 hr(s); Live (Classroom)
- **Identify Using the BAT-A-HH:** Course Length: .5 hr(s); Live (Classroom/Field) This training will provide you information on the proactive integration of biometrics into military operations and how they can improve your ability to identify people in your AO. In the current environment, positively identifying people and tracking their movements and associations are critical to the success of your mission.
- **Prepare BAT-A for Operation:** Course Length: .5 hr(s); Live (Classroom/Field)
- **Enroll and Identify Subject with BAT-A:** Course Length: 1.5 hr(s); Live (Classroom/Field) Collect quality biometric data in order to ID and Enroll a subject. Receive confirmation message that enrollment was successful. Open dossier to confirm successful enrollment.
- **Modify BAT-A Dossier:** Course Length: 1.5 hr(s); Live (Classroom) Modify and search for dossiers using the BAT system to reflect all provided information by updating a Subject's dossier with no errors.
- **DNA Collection:** Course Length: .5 hr(s); Live (Classroom/Field) Describe and incorporate the DNA collection process into appropriate missions and tasks during unit operations.
- **Introduction to BEI:** Course Length: .5 hr(s); Live (Classroom) Describe current Biometric Enabled Intelligence, equipment, capabilities, the BEWL.
- **Access and Search BI2R-TE:** Course Length: .5 hr(s); Live (Classroom) Prepare the BI2R-TE for operation, describe the login and registration requirements to access BI2R-TE and execute searches of the BI2R-TE database.
- **Access BLIIP Summaries and Operations:** Course Length: .5 hr(s); Live (Classroom) Develop avenues to access intelligence products, understand the use of the enrollment summary, and engage the functions of the OPTIONS menu with the BI2R-TE through scenario based training.
- **Practical Exercise (BOSS PE)**




BAT-A OPERATOR COURSE

- **Training Platform:** Live (Classroom) 
- **Course Duration:** 8 hr(s)
- Available as stand alone course and is a standard part of BOSC course; Refresher/ Sustainment

Course Description: The Biometric Automated Tool-set- Army (BAT-A) operator course provides an introduction to biometrics, prepare BAT-A for operation, enroll and identify subjects with BAT-A, modify BAT-A dossier, transfer data to and from BAT-A.

- Biometrics Awareness
- Prepare BAT-A for Operation
- Enroll Identify Subject with BAT-A
- Transfer Data Using BAT-A
- Modify BAT Dossier
- Practical Exercise (BOSS PE)

BAT-A HH OPERATOR COURSE

- **Training Platform:** Live (Classroom) 
- **Course Duration:** 8 hr(s)
- Available as stand alone course and is a standard part of BOSC course


Course Description: The Biometric Automated Tool-set-Army Handheld (BAT-A HH) Operator Course provides introduction to biometrics, prepare BAT-A HH for operation, enroll subject into BAT-A HH database, transfer data from BAT-A HH, identify personnel using BAT-A HH, and practical exercises.

• 6 Modules Available

- Biometrics Awareness
- Prepare BAT-A-HH for Operation
- Enroll Subject into BAT-A-HH
- Transfer Data From BAT-A-HH
- Identify Using the BAT-A-HH
- Practical Exercise(BOSS PE)



BAT OR BAT-A-HH SUSTAINMENT/REFRESHER

- **Training Platform:** Live (Classroom) 
- **Course Duration:** Update and Personnel Dependent; Recommended Annually

Course Description: Provides update and sustainment for previously trained personnel. Personnel will be required to take a pretest to include student hands-on evaluation.





SITE EXPLOITATION

The Home Station Training (HST) Site Exploitation (SE) course is an integral part of our ability to both protect our forces and identify, disrupt and engage our adversaries during deliberate and hasty combat operations. The HST program provides exploitation for collective unit exercises from the squad through company level.

The Site Exploitation Course is the foundation of C-IED Site Exploitation training and will assist Soldiers in systematically collecting and preserving evidence for exploitation in support of host nation prosecution and by feeding the operations process (plan, prepare, execute, and assess) across a wide Range of Military Operations (ROMO).




■ SITE EXPLOITATION LEADERS BRIEF

- **Training Platform:** Live (Classroom)/ DL/VT
- **Course Duration:** 1 hr(s)  
- **Prerequisites:** N/A

Course Description: Provide Commanders, Leaders and key staff members with Site Exploitation overview.


■ SITE EXPLOITATION COURSE

- **Training Platform:** Live (Classroom) 
- **Course Duration:** Core Course - 24 hr(s); up to 40 hr(s) with Supplemental Modules. (Course is tailorable to the needs of the unit or CDRs intent)
- **Prerequisites:** N/A


Course Description: Site Exploitation students will be able to systematically collect and preserve evidence for exploitation to feed the operations process and support host nation prosecution, identify exploitable items of evidentiary value, apply systematic process to securely and thoroughly search an objective according to mission priorities, protect and preserve exploitable value of evidentiary material, support evidentiary material through site documentation, and develop SE requirements for a mission according to METT-TC. Course includes culminating practical exercise.

Site Exploitation Supplemental:

- Basic Photography
- Tactical Questioning
- Biometrics Refresher
- Battlefield Forensics
- Person Search
- Vehicle Search
- Building Search
- Area Search




■ SITE EXPLOITATION LEADERS COURSE

- **Training Platform:** Live (Classroom) 
- **Course Duration:** Core Course ~40 hr(s)
- **Prerequisites:** N/A

Course Description: SE Team Leaders (TL) and Assistant Team Leaders (ATL) will be able to effectively plan for and adjust mission requirements based on METT-TC conditions as well as lead a Site Exploitation team to systematically collect and preserve evidence for exploitation to feed the operations process and support host nation prosecution. Course includes culminating practical exercise to give Operation Order from higher, a Company level-leader will organize and lead a team of 3-9 Soldiers to plan, prepare, execute, and assess a site exploitation mission.

- | | | |
|-------------------------------------|-----------------------------|-------------------------------|
| • Introduction to Site Exploitation | • Preserve | • Planning Procedures |
| • Collect | • Day 1 Practical Exercises | • Day 2 Practical Exercises |
| • Search | • Document | • Capstone Practical Exercise |

■ TECHNICAL SITE EXPLOITATION COURSE

- **Training Platform:** Live (Classroom) 
- **Course Duration:** ~6 hr(s)
- **Prerequisites:** N/A

- | | |
|--------------------------------------|--|
| • Mobile Device Network Introduction | • ADF G2 Media Extraction Tool |
| • Mobile Device Battery Charging Kit | • Non-Standard Mobile Device Extraction |
| • M2 CELLEX Extraction Tool | • Sim Card Extraction and Sim Card Cloning |



This is a course in site exploitation concepts, planning, searching, collecting, preserving evidence, and documenting. The course is scalable based on unit/leadership requirements by adding supplemental training materials such as Biometrics Refresher, Tactical Questioning, Battlefield Forensics, Photography, and the four search tasks (Area, Person, Vehicle, and Building).

INTELLIGENCE SUPPORT

Intelligence Support (IST) is a comprehensive training methodology offered by the Home Station Training team which encompasses those operational and intelligence tasks that provide the tactical commander situational awareness and the ability to confidently execute unit level skills and tasks across warfighting functions in any operational environment.

Intelligence Support offers Commanders a tailorable training menu for operations and intelligence efforts focused at the BCT and below level, to improve survivability, reduce vulnerability, and support Mission Command. In addition, Intelligence Support maintains a reach-back analyst support capable of answering RFIs and providing threat assessment products.

IST O AND I LEADERS BRIEF

- **Training Platform:** Live (Classroom)/ DL/VT
- **Course Duration:** 1 hr(s)
- **Prerequisites:** N/A

Course Description: Provides briefs tailored to the needs of deploying units. Incorporates an archive of briefs coordinated at the National Agency level to update information for rapid deployments. Threat Information in each Combatant Command (COCOM) is reviewed and updated monthly by analysts to help units tailor training and preparation.

HYBRID THREAT LEADERS BRIEF

- **Training Platform:** Live (Classroom)/ DL/VT
- **Course Duration:** .5 hr(s); Course is tailorable to the needs of the unit or CDRs intent with additional modules
- **Prerequisites:** N/A

Course Description: Understanding how the threat operates in the environment helps Soldiers and decision-makers determine a more effective plan to complete missions and have a decisive victory over the enemy.



FOREIGN SECURITY FORCES THREAT AWARENESS FOR CONTINGENCY OPERATIONS (INSIDER THREAT)

- **Training Platform:** Live (Classroom)/ DL/VT
- **Course Duration:** 1.5 hr(s)

FSF Threat Awareness for Contingency Ops - (former Insider Threat)

IST OPERATIONS AND INTEGRATION

- **Training Platform:** Live (Classroom)
- **Course Duration:** 24-40 hr(s); Scalable; Course is tailorable to the needs of the unit or CDRs intent
- **Prerequisites:** N/A

Course Description: This course is primarily focused on Military Intelligence personnel and IST graduates at the Company and Battalion level. This course is designed to integrate the IST roles and responsibilities with the Battalion S2 section roles and responsibilities. It provides a detailed analog capability on analytic methods/tools, information requirements, Intelligence Preparation of the Battlefield (IPB), threat/terrain analysis, military symbols, graphics/overlays, and Intelligence Surveillance and Reconnaissance/information collection.



IST OPERATIONS AND INTEGRATION

- **Intelligence Support Courses**
 - OI Leaders Brief
 - Introduction to IST OPS
 - Intelligence Disciplines
 - Military Briefings
 - IPB
 - Information Requirements
 - Support to Collections
 - Analytic Methods and Tools
 - Support to Targeting
 - Support to Patrol Briefings
 - Day 1 / Day 2 / Day 3 Practical Exercises
 - Capstone Practical Exercise




NETWORK ENGAGEMENT

- **Training Platform:** Live (Classroom)
- **Course Duration:** 40 hr(s); Course is tailorable to the needs of the unit or CDRs intent
- **Prerequisites:** N/A

Course Description: This course allows decision makers to integrate NE into unit planning, targeting, and assessments to provide a better understanding of the networks within the operational environment at the tactical, operational, and strategic levels. This course is intended to assist decision makers at battalion level and above with techniques for synchronizing and integrating of network considerations into operations by focusing on the four categories of networks, analytic techniques that support NE, the six elements of NE, and the three activities of NE.

- NE Leaders Brief
- Introduction to NE and Networks
- Introduction to Human Networks
- Analyzing Networks
- Engage Human Networks
- Assessments and Collaboration
- Capstone Practical Exercise

HYBRID THREAT

- **Training Platform:** Live (Classroom) 
- **Course Duration:** 24 hr(s); Course tailorable to needs of unit or CDRs intent
- **10 Modules; Capstone Practical Exercise**

HT Leaders Brief - can be added at request

Course Description: This course is designed to teach decision makers to apply hybrid threat doctrine within their mission-planning, in order to gain situational awareness, develop courses of action (COA's), and develop targets. This course is intended to assist Leaders to recognize how hybrid threats impact operations in multiple environments such as DATE. It assists Leaders with understanding and describing the concepts and impacts relating to the Hybrid Threat. Soldiers will be able to conceptualize the Hybrid Threat and their influence on the battlefield.

HYBRID THREAT MODULES

- Introduction and Doctrine
- Strategy and Operations
- Information Warfare
- Technology
- Opposing Force Tactics
- Noncombatants
- Regular Forces
- Insurgents and Guerrillas
- Criminals
- Example Structures
- Capstone Practical Exercise

TACTICAL OPERATIONS AND INTELLIGENCE (O&I) FUSION

- **Training Platform:** Live (Classroom)
- **Course Duration:** 3 to 5 days; Course tailorable to needs of unit or CDRs intent
- **10 Modules; Support to Collections; Daily Practical and Capstone Practical Exercise; 5 day course includes Biometrics & Site Exploitation**

Course Description: This course is primarily for personnel assigned to company-level command posts. This course is designed to build the foundation necessary for Soldiers operating a Company-Level command post. The Company-Level command post is the first point of information consolidation and this course focuses on receiving information through a variety of methods from FM communications to walk-in informants and information from higher echelons. Additionally, the course materials reinforce the command post Soldiers' responsibility to maintain common products such as radio logs, patrol debriefs, and intelligence estimates for briefing to the company command team. The Tactical O&I Fusion course is also nested with the Intelligence Support Team (IST) Operations & Integration (O&I), Network Engagement and Hybrid Threat courses to provide seamless progression between courses and provides hands-on experiential learning in the training environment providing the Warfighter with the tools necessary to be successful in conducting information management at the tactical level. This course can be tailored ranging from a 3-day to a 5-day; The 5-day course adds introductions to Biometrics and Site Exploitation.

- | | |
|---|--|
| • Tactical O&I Fusion Leaders Brief | • Module 7: IPB Steps 1&2 |
| • Module 1: Introduction to Command Posts | • Module 8: IPB Step 3 |
| • Module 2: Information Requirements | • Module 9: IPB Step 4 |
| • Module 3: Receive and Filter Information | • Module 10: Intelligence, Surveillance, Reconnaissance (ISR) |
| • Module 4: Army Briefings | • Support to Collections |
| • Module 5: Information Analytics | • Daily Practical Exercises |
| • Module 6: Military Maps and Symbols | • Capstone Practical Exercise |

ET2RC INTELLIGENCE SUPPORT

- Threat Analyses and Assessments
- Providing Solutions For Emergent Threats

TASK 2 PRODUCTS

- Worldwide Threat Highlights
- Storyboards from Threat Events
- ET2RC Read Book
- Trend Analysis
- Country Studies
- Open Source Reader
- Biometric Hit Reports
- Insider Threat Brief

ET2RC TRAINING STRATEGY



PROVIDING SOLUTIONS FOR EMERGENT THREATS

ELECTRONIC WARFARE (EW)/CREW

The Electronic Warfare (EW/ CREW) training program enables Soldiers and Leaders to properly utilize CREW systems through instructions on basic CREW operations, CREW Specialist skill sustainment, and Electronic Warfare Officer skill sustainment courses. ATTSP Home Station Training Teams deliver this training in the classroom and through over-the-shoulder field support for the tactical employment of EW/CREW systems in support of military operations.

The EW/CREW training provides the necessary assistance for the development and sustainment of EW professional unit training plans. Additionally, teams provide access to CREW equipment and facilities sustaining and providing updated CREW training to Soldiers and Leaders.

ATTSP Home Station Training also provides Train the Trainer (T3) courses for the mounted and dismounted CREW systems.

CREW LEADERS BRIEF

- **Training Platform:** Live (Classroom)/ DL/VT
- **Live (Classroom)**
- **Course Duration:** 1 hour



Prerequisites: N/A

Course Description: Provides an understanding of CREW operations to assist Leaders in planning the integration and training of Electronic Warfare assets. These lessons include EW concepts, system capabilities and limitations, and the roles of the Electronic Warfare Officer and CREW Master Gunner

WOLFHOUND OPERATOR TRAINING

- **Training Platform:** Live (Classroom)
- **Course Duration:** 8 hr(s); Course is tailorable to the needs of the unit or CDRs intent with additional modules

Prerequisites: N/A

Course Description: This training is to provide information on the proactive use of Wolfhound at the operator level and how Wolfhound capabilities will enhance and enable missions. Wolfhound Direction Finding (DF) can improve your unit's ability to identify, verify, and manage the Electromagnetic Spectrum in your area of operations (AO).

- **Wolfhound Operator**
- **Wolfhound Operator Practical Exercise**

ADDITIONAL MODULES

- **CTC Enemy Capability Brief**
- **EGON System Overview**
- **CEASAR System Overview**



CREW OPERATOR/REFRESHER TRAINING (DISMOUNTED/MOUNTED)

Provides an overview of CREW equipment, TTPs, and the fundamentals of CREW operations in a contemporary operating environment.



OPERATOR/REFRESHER MOUNTED

- **Training Platform:** Live (Classroom)
- **Course Duration:** 8-40 hr(s); Scalable; Course is tailorable to the needs of the unit or CDRs intent

Course Description: Combination of courses on the proper use, maintenance, and troubleshooting of Mounted CREW systems with practical exercises.

- CREW Mounted: Introduction
- CREW Mounted: Overview
- CREW Mounted: EMS Radio Wave & Antenna Fundamentals
- CREW Mounted: Communication Fundamentals
- CREW Mounted: Mission Considerations

CREW SPECIALIST COURSE

- **Training Platform:** Live (Classroom)
- **Course Duration:** 40 hr(s); Course is tailorable to the needs of the unit or CDRs intent

Course Description:

- CREW Specialist: Introduction
- CREW Specialist: EW Overview
- CREW Specialist: EMS Radio Wave and Antenna Fundamentals
- CREW Specialist: Communications Fundamentals
- CREW Specialist: Mission Considerations
- CREW Specialist: Mounted and Dismounted
- CREW Specialist: DUKE Operator
- CREW Specialist: THOR III Operator
- CREW Specialist: BALDR Operator
- CREW Specialist: UTS Operator
- CREW Specialist: DUKE V3 Threat Load Practical Exercise
- CREW Specialist: DUKE V3 Firmware Loading Practical Exercise
- CREW Specialist: CREW Systems Troubleshooting
- CREW Specialist: Capstone Practical Exercise

OPERATOR/REFRESHER DISMOUNTED


- **Training Platform:** Live (Classroom)
- **Course Duration:** 8-40 hr(s); Scalable; Course is tailorable to the needs of the unit or CDRs intent

Prerequisites: N/A

Course Description: Combination of courses that include: Crew Overview, THOR III, UTS, and BALDR operator courses

- **CREW DM:** Introduction
- **CREW DM:** EW Overview
- **CREW DM:** EMS Radio Wave and Antenna Fundamentals
- **CREW DM:** Communication Fundamentals
- **CREW DM:** BALDR Operator
- **CREW DM:** BALDR Practical Exercise
- **CREW DM:** THOR III Operator
- **CREW DM:** THOR III Operator Practical Exercise
- **CREW DM:** UTS Operator
- **CREW DM:** UTS Operator Practical Exercise
- **CREW DM:** Mission Considerations
- **CREW DM:** Mounted and Dismounted Operations

- CREW Mounted: Mounted and Dismounted Operations
- CREW Mounted: DUKE Operator
- CREW Mounted: DUKE Operator Practical Exercise
- CREW Mounted: UTS Operator
- CREW Mounted: UTS Operator Practical Exercise



EXPLOSIVE ORDNANCE DISPOSAL

Explosive Ordnance Disposal (EOD) live training fosters over 40 years of EOD experience and is tailored to ARNG EOD personnel conducting training throughout the year and preparing for mobilization. EOD facilitators incorporate doctrinal aspects and missions to EOD personnel from the individual Soldier to the EOD (Ordnance) Battalion. Annual Training, Team Leader Training Academy, and Culminating Training Events (CTE) prepare personnel for the mission essential and mission enhancing tasks of locating, identifying, render-safe, and disposal of explosive items.

To include chemical, biological, radiological, nuclear ordnance, improvised explosive devices, unexploded ordnance, previously unknown ordnance, and explosive/energetic items that pose a threat or hazard to personnel, structures, communication, or materiel. Training consists of EOD specific tool and technique enhancement as well as response Tactic, Technique, and Procedure (TTP) enhancement.



All EOD training is custom built to fit the needs of the unit or the Commanders intent and is scalable to fit into any available training time period. EOD Team Leader Training Academy (TLTA) to provide prospective EOD Team Leaders with realistic training scenarios is also a resource available for emergent threat and readiness missions. Reach out to your training lead to learn more about the TLTA and EOD fabrication and training.

EOD COMPANY METL TASKS

- 09-CO-2003 Conduct Explosive Ordnance Disposal Operations
- 09-CO-2013 Provide Domestic Operational Support
- 09-CO-2014 Conduct C-IED Operational Support
- 09-CO-2016 Collect Weapons Technical Intelligence (WTI) to Support the Targeting Process
- 09-CO-2032 Manage Explosive Ordnance Disposal Support
- 55-CO-4830 Conduct Expeditionary Deployment Operations
- 63-CO-4518 Establish Company Headquarters

EOD BATTALION METL TASKS

- 09-BN-1002 Manage Explosive Ordnance Disposal Support
- 09-BN-1003 Conduct Explosive Ordnance Disposal Operations
- 09-BN-1023 Implement Homemade/Improvised Explosives Program
- 09-BN-1004 Conduct Joint, Interorganizational, and Multinational (JIM) Explosive Ordnance Disposal Operations
- 09-BN-1012 Conduct Support to Civil Law Enforcement
- 09-BN-1016 Conduct Weapons Technical Intelligence (WTI) to Support the Targeting Process
- 55-BN-4800 Conduct Expeditionary Deployment Operations at the Battalion Level

EOD GROUP METL TASKS

- 09-GRP-6001 Develop Explosive Ordnance Disposal Theater Support Plan
- 09-GRP-6003 Manage Explosive Ordnance Disposal Operations
- 09-GRP-6004 Conduct Joint, Interorganizational, and Multinational (JIM) Explosive Ordnance Disposal Operations
- 09-GRP-6005 Coordinate Unified Exploitation Support
- 09-GRP-6012 Provide Support to Civilian Law Enforcement
- 55-BDE-4800 Conduct Expeditionary Deployment Operations at the Brigade Level

FABRICATION


Fabricators for the ATTSP save money and potentially lives in combat by the realistic training aids they provide the ARNG across the ATTSP. Using the latest in technology, ingenuity, and dedication to provide Soldiers a realistic training environment. Custom IED replicas, EOD visual weapons system devices, and specialty tools are all custom fabricated and tailored for training on an ad-hoc needs basis. Unlike devices available on the commercial market, custom fabricated IEDs allow for tailored training to ensure Soldiers are challenged with real world, unpredictable devices and scenarios.



Our fabrication capability provides training aids that create a realistic training environment for Soldiers. ATTSP uses the latest in technology, ingenuity, and dedication to align fabrication with training plans and needs in preparation for deployment.



A standard catalog of training aids is available, as well as custom built devices and systems that our trainers incorporate into our Live, Virtual, and EOD training. Training aid design and fabrication on ATTSP is supported within the ET2RC Task Order.

Cross-component collaboration on ET2RC allows designers to share 3D fabrication files with the latest devices needed for real world scenario based training on Live, Virtual, and EOD training platforms.



ATTSP Fabricators are able to replicate a device recently discovered in theater and have it ready for stateside unit training within 72 hours. Our multi-disciplined training approach will help you quickly address emerging threats.

Fabricators are available at any time, allowing a multitude of units to meet their training mission goals. The fabrication shops across the ATTSP, the equipment, and the personnel with the design ability increase our training value with high-impact realism.





EMERGENT
HIGH-IMPACT
INNOVATION
AND
CUSTOM DESIGN

COUNTER-SMALL UNMANNED AIRCRAFT SYSTEMS

The Counter-Small Unmanned Aircraft Systems (C-sUAS) training program is an integral part of our ability to both protect our forces and identify, disrupt, and engage our adversaries during planned and routine combat operations. The Home Station Team (HST) provides Soldier and Leader training in the classroom as well as Over-The-Shoulder (OtS) mentorship to planning and integration of C-sUAS systems and tactics. The C-sUAS Awareness Course assists Soldiers and Leaders to identify specific C-sUAS requirements to meet their war time mission and give Leaders the ability to recognize, and evaluate adversarial UAS for possible exploitation. Soldiers will learn how to mitigate the UAS threat at the tactical level by recognizing Unmanned Aircraft Systems as a threat, identifying Unmanned Aircraft Systems, and identifying countermeasures.

■ C-SUAS THREAT COURSE

- **Training Platform:** Live (Classroom)/ DL/VT
- **Course Duration:** 1 hr(s); Tailorable to needs of unit.  

Course Description: Provides understanding of the Unmanned Aircraft Systems (UAS) threat to include:



- **Recognize UAS as a threat**
- **Recognize UAS Methods of Employment**
- **Describe capabilities of countermeasures**
- **Describe required actions to react to a possible UAS Threat**



ATTSP provides Soldiers information on UAS threats, Counter-sUAS capabilities, and actions to take. Individual and collective training support on ground-based reaction, UAS countermeasures, threat recognition, and UAS categories available.





■ UAS/C-SUAS CAPABILITIES AND IDENTIFICATION

- **Training Platform:** Live (Classroom)/ DL/VT
- **Course Duration:** 2 hr(s)  



Course Description: Provides focused recognition of UAS's likely encountered in specific theaters and their different capabilities. The Soldier will describe how the WEFT method applies to a UAS recognition and how it's used to mitigate UAS fratricide. At the end of the course, Soldiers will be able to recognize the significance of the UAS identification as counter method in C-sUAS.

■ C-SUAS SPECTRE SETUP & OPERATIONS

- **Training Platform:** Live (Classroom)/ DL/VT
- **Course Duration:** 2 hr(s)  



Course Description: C-sUAS SPECTRE set-up; by the end of the course, you will be able to identify C-sUAS systems to mitigate UAS threat as well as identify each component, set-up of the Immersive Trainer, configure the software environment, and instruct the use of each item in the virtual environment.

■ C-SUAS COLLECTIVE TRAINING SUPPORT

- **Training Platform:** Live (Classroom)/ DL/VT
- **Course Duration:** ~40 hr(s); Tailorable to needs of unit.  

Course Description: Over-the-shoulder support designed to assist training C-sUAS collective tasks and related tasks to support the Commanders training priorities. C-sUAS Collective Training Support can also be integrated into planned events that contain multiple collective tasks linked to realistic scenario exercises.

■ C-SUAS AWARENESS

- **Training Platform:** Live (Classroom)/ DL/VT
- **Course Duration:** 1.5 hr(s); Tailorable to needs of unit.  

Course Description: The learner will effectively understand the C-sUAS Threat, Threat Environment, and C-sUAS Countermeasures.



C-SUAS LEADERS

- **Training Platform:** Live (Classroom)/ DL/VT
- **Course Duration:** 6 hr(s)
- CUAS Battlestaff

Course Description: Provides in-depth planning considerations for defending against low, slow, small (LSS0 UAS) threats as well as providing guidance on how to incorporate C-sUAS tasks into unit training plans to mitigate the threat. The Leaders are given scenario-based exercises that are designed to assist with developing a C-sUAS strategy using already known technologies.



C-SUAS OPERATOR/REFRESHER TRAINING LIVE

- **Training Platform:** Live (Classroom)
- **Course Duration:** 2 hr(s); Course is tailorable to the needs of the unit or CDRs intent
- **3 Modules**

Course Description: Provides the knowledge required to recognize the C-sUAS system(s) needed for each specific threat; which is categorized by group, capability, and method of employment. The C-sUAS systems Operator/Refresher Training (Live) event demonstrates C-sUAS equipment use as it is tied to UAS capabilities in the live environment.

- Dronebuster
- Dronebuster Block IIIB
- Dronedefender



C-SUAS OPERATOR/REFRESHER TRAINING VIRTUAL REALITY (VR)

- **Training Platform:** Live (Classroom)
- **Course Duration:** ~1-4 hr(s); Course is tailorable to the needs of the unit or CDRs intent/priorities.

Course Description: Establishes a knowledge base that revolves around what is already known about C-sUAS and gives the Soldier the ability to recognize the C-sUAS system(s) needed based on type and echelon of UAS. Compounding on the levels of threat posed by UAS and the capabilities of each C-sUAS system within the operational environment. *The Immersive Trainer is a Virtual Reality based application that provides instruction and engagement scenarios on known threat platforms.*



C-SUAS DRONE

- **Training Platform:** Live (Classroom)
- **Course Duration:** 1.5 hr(s)
- C-sUAS Classification

Course Description: The learner will classify the Unmanned Aircraft System into the correct categories. Additional modules are available with:

- C-sUAS: System Capabilities
- C-sUAS: UAS Identification



C-SUAS AIRCRAFT THREAT AND SYSTEMS COURSE (DL/VT)

- **Course Duration:** 2 hr(s); Course is tailorable to the needs of the unit or CDRs intent

Course Description: Provides capabilities, component and system effects, set-up procedures, misfires procedures, system safety precautions, and operation vignettes for systems deployment.

Training is conducted with inert training systems.


- C-sUAS DL/VT: UAS Threat Awareness
- C-sUAS DL/VT: Classification
- C-sUAS DL/VT: Systems Capabilities
- C-sUAS DL/VT: UAS Identification

IED/HME

An important concept developed over the last 20 years is that “Every Soldier is a Sensor.” For C-IED, the IED awareness training and tasks are the foundation of arming that Soldier-sensor.

Whether the unit is designated for a named contingency operation or Regionally Aligned Readiness and Modernization Model (ReARMM), the Home Station Training (HST) team will provide assistance in training and integrating current and relevant global IED threats into units C-IED training. The HST trainers provides a Train the Trainer (T3) for the IED course, thus, putting Leaders back out in front of critical Soldier training. After the initial T3 training, Leaders are provided approved lesson plans and continued access to up-to-date training materials and mentorship by the local and larger C-IED training/operational community to support the sustainment of IED proficiency.

IED AWARENESS (T3) COURSE



- **Training Platform:** Live (Classroom) 
- **Course Duration:** +1 day; 32 hrs (Class Size dependent) *24 hours of combined testing and practical application (STX)

Prerequisites: N/A

Course Description: The IED T3 course prepares unit Leaders to train their Soldiers on IED Awareness (Recognize, React, Report) and development of IED and/or HME training lanes for practical exercises. It also includes an HME Overview, C-IED Enabler Overviews, and Prep for Movement considerations. During the course each participant will demonstrate the ability to conduct training through teach backs, which include peer and instructor evaluations, and team training lane build outs. After successful course completion, Leaders are provided Approved TSP's, Instructions on where to go for latest TSP version, and assistance (Reach Back). Leaders will be able to set conditions to train tasks 052-COM-1270, 1271, 3261, and 3262.

- **Module 1:** IED Awareness (Recognition) - 2 hrs (Live - Classroom) *Visually identify IED indicators and communicate their location in the training environment.*
- **Module 2:** IED Awareness (React and Report) - 1 hr(s) (Live- Classroom) *Implement appropriate counter actions and communicate the details of a report as needed.*
- **Module 3:** Homemade Explosives (HME) - 1 hr(s) (Live- Classroom/Field) *Correctly identify HME precursors and HME threats, and upon recognition react appropriately.*
- **Module 4:** Counter IED Enablers - .5 hr(s) (Live-Classroom/Field) *Achieve a basic understanding of the capabilities as well as the limitation of these CIED Enablers.*
- **Module 5:** Patrolling - (Live - Classroom/Field)
- **Module 6:** UXO and Mine Awareness - 1.5 hr(s) (Live- Classroom/Field) *Element reacts to a UXO while continuing mission without loss of personnel or equipment.*
- **IED Awareness T3:** Capstone Practical Exercise and Teach Backs

IED/HME AWARENESS

- **Training Platform:** Live (Classroom)/ DL/VT
- **Course Duration:** 1.5 hrs  

Modules: Recognition; React and Report

Course Description: Provides a briefing on how to recognize IED components and HME materials. Module 1 is used for the briefing.



IED AWARENESS SUPPLEMENTAL

- **Training Platform:** Live (Classroom) 

There are additional scenarios that are tailorable to the needs of the unit or CDRs intent. These supplemental courses are to React to a possible IED/IED Attack (Mounted or Dismounted) and practical visual indicator lane(s). The lane(s) support the React and Report principles that are incorporated in modules three, four, five and six.


- **Module 3:** Homemade Explosives (HME)
- **Module 4:** Counter IED Enablers
- **Module 5:** Patrolling
- **Module 6:** UXO and Mine Awareness

RECOGNIZE, REACT & REPORT FOR
INCREASED MANEUVER & SURVIVABILITY





UNMANNED GROUND VEHICLE

Virtual Unmanned Ground Vehicle (UGV) training provides Leader and individual Soldier training as well as over-the-shoulder field support on the tactical employment and operations of the Talon, FASTAC, Dragon Runner, and First Look. This UGV training enables Leaders to prepare their units to employ the UGV platforms within their scope of mission. This training prepares Soldiers to operate, employ, and troubleshoot UGV systems in support of mounted and dismounted operations. UGV is a combat multiplier and mission-enabler that supports protection and reconnaissance operations by general maneuver as well as specialized units such as Explosive Ordnance Disposal Engineer, and CBRN during all phases of military mounted and dismounted operations.



■ UGV LEADERS OVERVIEW/BRIEF

- **Training Platform:** Live (Classroom)/ DL/VT
- **Course Duration:** 1.5 hr(s)  

Course Description: Provides Leaders an understanding of current UGV systems, mission matrix and platform considerations, teams selection & responsibilities, and mission planning considerations.

■ UGV OPERATIONS (MOUNTED/DISMOUNTED)

- **Course Duration (Briefing only):** 1.5 hr(s)
- **Training Platform:** Live (Classroom)
- **Course Duration (PE):** 5.5 hr(s); Course tailorable to needs of unit

Course is generally taught in conjunction with UGV Operator courses. When not taught in conjunction with operator course then Soldiers must have attended UGV operator course to participate in practical exercise (PE).


Course Description: Provides procedures for the employment of UGV's during mounted and dismounted operations. Includes C-IED UGV Future, UGV platform matrix with platform selection, operator/team selection and responsibilities, training and mission planning, pre/post-mission checks, actions on objective, mounted and dismounted operations with a culminating practical exercise.

■ UGV TEAM REHEARSALS

The Teams should practice scenarios that will constantly challenge their ability to operate as a team and be able to provide timely information to their leadership. Spotter and Operator should know each other's roles and be able to switch if mission requires.



■ UGV OPERATOR/REFRESHER TRAINING

- **Training Platform:** Live (Classroom) 
- **Course Duration:** up to 16 hr(s) per course. Tailorable to needs of unit.

Course Description: Provides operators capabilities and functions, operation, PMCS and troubleshooting, applicable cautions and warning, and employment of the UGV systems.

• 110 First Look (110-FL)

The 110-FL provides a Soldier carried robotics capability in support of dismounted squad or platoon operations.

• Dragon Runner 10 (DR-10)

The DR-10 provides a Soldier carried robotics capability in support of dismounted squad or platoon operations.

• 510 FASTAC

The FASTAC provides a vehicle carried robotics capability in support of mounted platoon operations.

• TALON

The TALON provides a vehicle carried robotics capability in support of EOD and Engineer operations.

Explosive Hazards (EH) have become a weapon of choice. Leaders and Soldiers must be aware of UGV capabilities, limitations, and employment procedures.

ATTSP trains to successfully identify UGV platform capabilities to assist with determining which platform is appropriate for your mission.

MAINTAIN PROFICIENCY AND INCREASE
SOLDIER SURVIVABILITY



VIRTUAL TRAINING

The Virtual Training Capability across ATTSP provides Soldiers the ability to rehearse missions virtually and build competency.

Virtual Battlespace (VBS) is tailored for tactical and combined arms training and mission rehearsal and can be used for a wide range of semi-immersive simulation purposes, including visualization, development of training packages, UAV training and IED defeat. Trainees move about in a shared, immersive, first-person environment that supports mounted and dismounted operations, combat platforms, small arms and vehicle-mounted weapons.

Virtual Reality (VR) immerses Soldiers into a 360 degree virtual environment. VR kits include VR headsets and controls - providing additional realism to virtual missions by providing tactile and visual learning environments.



HOW DO I APPLY VIRTUAL TRAINING?

- Due to VBS availability and versatility, it can be customized for any duration and be utilized in a multitude of ways to assist Commanders and units in meeting their training objectives.
- **VBS IS ACCREDITED FOR:**
 - 42 Warrior Tasks
 - 9 battle drills
 - 81 platoon collective tasks
 - 15 fire support tasks
 - **Training Platform:** Live (Classroom)/ DL/VT



TABLE II CREW/COLLECTIVE AND DISMOUNT GUNNERY CAPABILITY

Course Description: VBS is authorized for Table II Crew gunnery qualification IAW TC3-20.31. A virtual collective gunnery enabler mission has been created to support units in their mounted and dismounted collective gunnery requirements. Supports section-platoon Table II un-stabilized collective gunnery. Includes operations order, maps, graphics, and tower scripts. Has built in tactical tasks: CFF, CAS, UXO/IED, UAS, MEDEVAC.



CUSTOMIZE OUR L/V/C/G TRAINING TO YOUR NEEDS

MOUNTED/DISMOUNTED OPERATIONS CAPABILITY

Course Description: Missions created specifically for unit training requirements to provide rehearsals from planning to execution in virtual environments. Missions created on real-world terrain. Allows Soldiers ability to rehearse a wide array of individual and collective tasks that are involved with mounted and dismounted missions. VBS can interoperate with JBC-P.



VR/VBS INTEGRATION CAPABILITY

Course Description: VR goggles integrated into VBS convoy missions to fully immerse driver and gunner into virtual training environment. Adds more realism to virtual mission by giving driver and gunner a 360 view of their environment.

VIRTUAL REALITY CAPABILITY

Course Description: Virtual reality kits include two training sets, C-IED mine detection VR Trainer and C-sUAS Trainer.

Soldiers are put into VR headsets and taken thru scenario to learn how to utilize the CEIA and Minehound on a IED Lane. The training simulates CIED scenarios and tracks a variety of performance metrics. Trainer familiarizes users with weight and feel for real mine detectors.

C-sUAS training allows the Soldiers to get hands on handheld and ground based UAS systems. The C-sUAS training allows Soldiers to practice recognition and ID of UAS platforms, UAS behavior and equipment operation.



CALL FOR FIRE CAPABILITY

Course Description: VBS can be used to perform Call for Fire tasks to support 13F, JFOs, and basic adjust fire missions. Tasks that can be trained utilizing VBS include (but not limited to): Adjust Fire Polar, Adjust Fire-Grid, Shift from Known Point, and conduct a Fire for Effect Mission.



LAND NAVIGATION CAPABILITY

Course Description: Land Navigation in VBS is used to fill the gap between class instruction and an actual land navigation course. VBS Land Navigation can be used for: Plotting points; calculating distance and directions; correct use of pace count and pace beads and establishing a plan to complete a land navigation course.



MOBILITY

ATTSP provides training in support of Mounted and Dismounted operations that includes: Individual operator and Leader as well as over-the-shoulder field support on the tactical employment and operations for the VMR-2 (MINEHOUND), VMC-1 (GIZMO), DSP-27, CMD (CEIA), STRIDER, and the Man-Portable Line Charge (MPLC).

This training enables Leaders to properly employ the systems within their scope of mission and teaches system users how to operate, troubleshoot, and deconflict potential problems while operating within a complex tactical electronic battlefield.

The ATTSP facilitators also provide Train-the-Trainer (T3) for dismounted systems putting Leaders back out in front for critical Soldier training. After the initial T3 training Leaders are provided approved lessons and continued access to up-to-date training materials and mentorship by the local and the larger C-IED training and operational community to support the sustainment of system proficiency.

LEADERS PLANNING FOR HANDHELD DETECTOR INTEGRATION AND OPERATIONS

- **Training Platform:** Live (Classroom)/ DL/VT
- **Course Duration:** 1 hr(s)

Course Description: The purpose of this overview is to assist Leaders in the preparation, integration, and employment of handheld detectors (HHDs) during small unit maneuver operations. This overview includes: planning considerations, operator roles and selection, and platform considerations for the VMC1, VMR2, CMD v2.06, DSP 27, and Strider detector systems.

HANDHELD DETECTOR TRAIN-THE-TRAINER (T3)

- **Course Duration:** 24 hr(s)
- **Prerequisites:** Students must have attended individual training prior and/or be able to demonstrate written and hands-on proficiency with each detector.

Course Description: The Basic HHD T3 course prepares unit Leaders to train their Soldiers on the proper use, maintenance, and trouble shooting of the VMC-1, CMD, and DSP-27. It includes hands on participation and practical exercises, teach back, as well as a peer evaluation designed to provide feedback of Leaders presentation skills. In addition, Soldiers will set up a threat lane and clear the lane using dismounted patrolling techniques learned from the course.

- **Handheld Detector T3:** Introduction to HHD
- **Held Detector T3:** Dismounted Search Techniques
- **Held Detector T3:** Safe Lane Marking
- **Handheld Detector T3:** DSP 27
- **Hand Handheld Detector T3:** CEIA
- **Hand Handheld Detector T3:** VMC1
- **Hand Handheld Detector T3:** Strider
- **Handheld Detector T3:** VAST Practical Exercise (Optional-Equipment Based)
- **Handheld Detector T3:** Capstone Practical Exercise
- **Handheld Detector T3:** Teach Backs

BASIC HANDHELD DETECTOR

- **Training Platform:** Live (Classroom)
- **Course Duration:** 24 hr(s)
- **9 Modules**

Course Description: The Hand Held Basic Course includes training on VMC-1 (Gizmo), DSP-27, CMD (CEIA), VAST Practical, and Strider. The course includes a combined practical exercise and student evaluations for each system. Modules can be tailored to unit need and CDRs intent. A capstone practical exercise is also available.

HANDHELD DETECTOR OPERATOR/REFRESHER TRAINING

- **Training Platform:** Live (Classroom)
- **Course Duration:** VMR-2 8 hr(s)/ CEIA 4 hr(s)/ DSP-27/Strider 2 hr(s)/ VMC-1 2 hr(s)
- *Durations are estimated. Actual time will vary.*

Course Description: Provides updated system information and hands-on observational practical exercises to sustain critical HHD skills. Students will take pretest and perform operational set-up of the systems prior to start of training. Hands on pretest is utilized to determine class refresher requirements. Sustainment/refresher training is available for all HHD detectors. Highly recommended for T3 graduates to attend annually at a minimum.

HANDHELD DETECTOR TACTICS OVER-THE-SHOULDER TRAINING

- Introduction
- Threat
- Visual Indicators
- Handheld Detector Compatibility
- Safe Lane and IED Marking
- Search Techniques
- Entry Point
- VAST Practical Exercise (Optional-Equipment Based)
- Capstone Practical Exercises
- **Training Platform:** Live (Classroom)
- **Course Duration:** *Actual time will vary.*

HANDHELD DETECTOR OPERATOR TRAINING VMR2 (MINEHOUND)

- **Training Platform:** Live (Classroom)
- **Course Duration:** 40 hr(s); Course is taught over consecutive training days
- *Due to the complexity of the VMR-2, ATTSP will not perform familiarization-only training for the VMR-2 (Minehound)*

Course Description: The VMR-2 Operators course provides Assembly, Operation, troubleshooting, and employment procedures of the VMR-2 in MD, GPR, and combined modes in order to effectively locate metallic & non-metallic objects. Students will be evaluated during hands-on practical exercises throughout concluding with end of the course written and hands-on practical evaluation on proper setup, operation, & sweep technique.



ROUTE CLEARANCE (RC)

ATTSP HST Route Clearance Training focuses on Leader and Collective training as part of mobility support to Movement and Maneuver. Focus is given to engineer collective tasks and combined arms enablers to include task organization and in equipment capabilities.

The HST provides key mounted and dismounted clearance training, threat updates, and over-the-shoulder exercise planning and mentor support to ENRC from the squad to the BDE. Key individual equipment skills are supported throughout the AW/CIED HST core area.

MOBILITY

- **Training Platform:** Live (Classroom) 
- **Course Duration:** Actual time will vary.

Leaders Briefs

- Leader Planning Consideration for RC Training Within the BEB
- Combined Arms Maneuver Operations Engineer Leaders
- Combined Arms Maneuver Operations

Combined Arms Route Clearance Operations

- Threat Brief
- Equipment Capability
- Operations
- Refresher
- Situational Training Exercise (STX)
- Field Training Exercise (FTS)
- Flight Landing Strip

Man Portable Line Charge (MPLC)

- Man Portable Line Charge (MPLC) Operator
- Man Portable Line Charge (MPLC): Capstone Practical Exercise



ATTSP FACILITATES FOCUSED PRE AND POST MOBILIZATION RC TRAINING



ROUTE CLEARANCE LEADERS BRIEF

- **Training Platform:** Live (Classroom)/ DL/VT
- **Course Duration:** 1 hr(s)
- **2 Modules**

Course Description: The use of Combined Arms Mobility Operations provides Warfighters the ability to perform IED identification and confirmation, while limiting the exposure of additional personnel to Explosive Hazards (EH). Use of these systems requires extensive training and sound operator judgment, but when implemented properly has the ability to dramatically increase IED identification for maneuver units.

Combined Arms Maneuver Operations - Engineer Leaders Brief

- Training Platform:** Live (Classroom)/ DL/VT
Course Duration: 1 hour

Course Description: Leaders have a fundamental understanding of implementing and executing planned Combined Arms Mobility Operations.

Combined Arms Maneuver Operations - Maneuver Leaders Brief

- Training Platform:** Live (Classroom)/ DL/VT
Course Duration: 1 hour

Course Description: The purpose of this brief is to define the roles, key tasks, capabilities, and limitations of Combined Arms Mobility Operations as well as provide an understanding of attached enablers. Maneuver Leaders have a fundamental understanding in planning how to effectively task organize for combat and implement route clearance/engineer forces for combined arms mobility operations.

LEADERS PLANNING FOR ROUTE CLEARANCE TRAINING WITHIN THE BEB

- **Course Duration:** 2 hour
- **2 Modules**

Course Description: Provide company and battalion level Leaders planning guidance and tasks for route clearance training for a BEB using the Army Eight Step Training Model, and Event Menu Matrices (EMMs). This will assist Leaders in the planning, resourcing and execution of training for Route Clearance platoons, with a focus on individual and collective tasks.

Leader Planning Considerations for Route Clearance Training Within the BEB

- Training Platform:** Live (Classroom)/ DL/VT
Course Duration: 1 hour

Course Description: The Training model and training strategy in this presentation will enable Route Clearance leaders to successfully plan, resource and execute training to ensure their units are prepared to deploy, fight, and win.

- Standoff Activated Volcano Obstacle (SAVO)
Training Platform: Live (Classroom/Field)

LEADERS PLANNING FOR HANDHELD DETECTOR INTEGRATION & OPERATIONS

- **Training Platform:** Live (Classroom)/ DL/VT
- **Course Duration:** 1 hour
- **1 Module**

Course Description: Establish an understanding of handheld detectors and how to integrate them into operations.



ROUTE CLEARANCE OPERATIONS

- **Training Platform:** Live (Classroom)
- **Course Duration:** 40 hr(s); Course tailorable to needs of unit or CDRs intent
- **Prerequisite:** Home Station Training

Course Description: The RC Operations course is ET2RC HST facilitated Over-the-Shoulder (OtS) course executed at the platoon level. Soldiers review and exercise the skills to properly and effectively conduct Route Clearance operations. Soldiers must have completed Home Station training prior to enrolling in this course (e.g., CREW, Robotics, and HhD HST). In addition to providing training on the above mentioned systems, students are exposed to a current operational picture of enemy tactics, techniques, and procedures (TTPs). Students that haven't attended the Route Reconnaissance and Clearance Course (R2C2) will also benefit from this training. Capabilities and limitations of the vehicles associated with Route Clearance Patrols are reviewed. The curriculum culminates with a three day Situational Training Exercise (STX) that reinforces basic fundamentals associated with mounted and dismounted Route Clearance Operations.





MAJ Aaron J. Flanders, ATTSP Program Manager
ARNG Training Support
111 South George Mason Drive
Arlington, VA 22204
(703) 601-7138

