

INDIANA BALANCE OF STATE
continuum of care

Committed to Housing Every Hoosier

Pieces of the Puzzle: How Data and Data Quality Impact CoC Funding

April 2, 2025

Overview

Continuum of
Care (CoC)
Funding Process

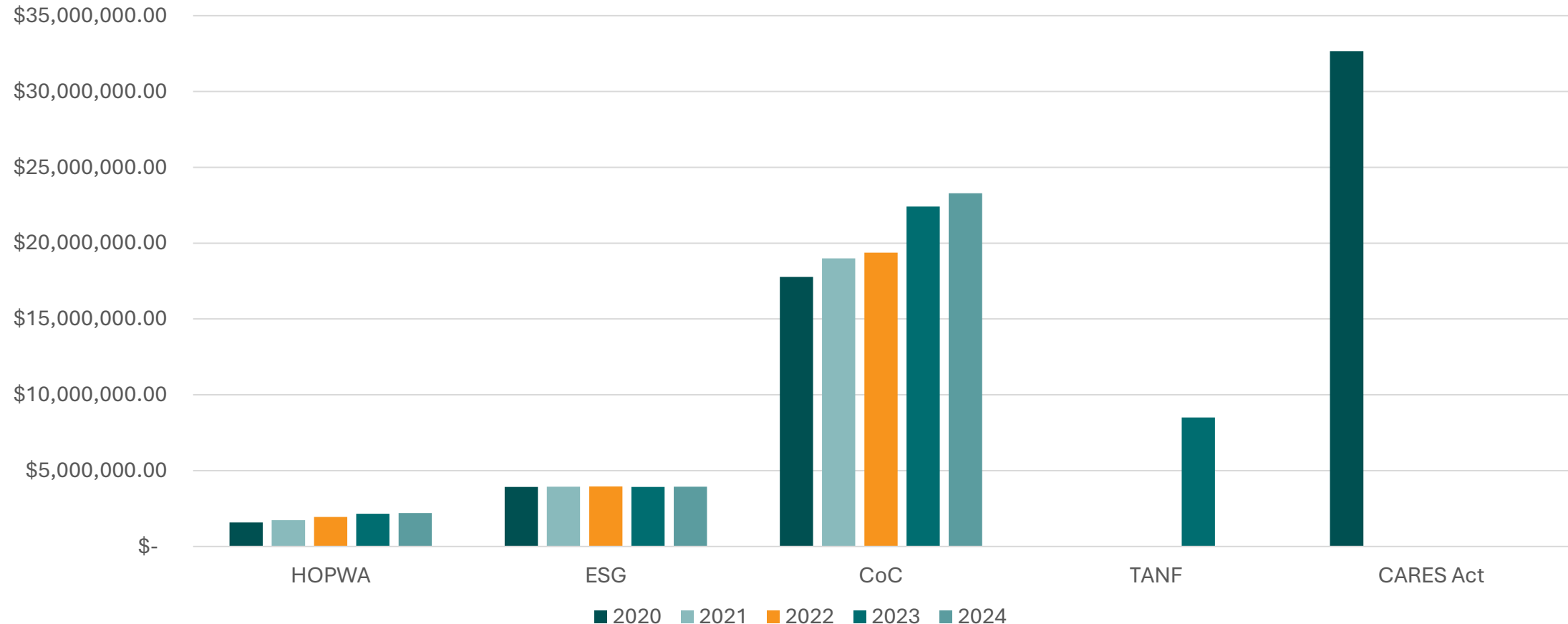
What data
points impact
funding?

HMIS

What can I do?



Annual and IN-BOS Funding Awards



Top 10 CoC Awards – by state (FY 2024)

State	Number of Projects	Award Amount	Rank
California	738	\$682,678,909	1
New York	543	\$326,569,371	2
Texas	257	\$197,674,745	3
Illinois	352	\$182,457,651	4
Ohio	310	\$178,231,333	5
Pennsylvania	410	\$177,612,426	6
Massachusetts	216	\$136,303,738	7
Washington	204	\$120,285,123	8
Florida	207	\$110,363,582	9
Michigan	263	\$107,737,744	10



Indiana* (FY 2024)

State	Number of Projects	Award Amount	Rank
Colorado	52	\$43,671,439	24
Tennessee	133	\$41,382,540	25
Indiana	92	\$39,501,032	26
District of Columbia	38	\$33,659,924	27
Puerto Rico	80	\$33,028,753	28

*Data includes both IN-502 (IN BoS CoC) and IN-503 (Indy CoC)



Indiana* (FY 2024)

Connecticut (CT-503 and CT-505)	Indiana (IN-502 and IN-503)
<ul style="list-style-type: none">• Ranks 11th	<ul style="list-style-type: none">• Ranks 26th
<ul style="list-style-type: none">• Balance of State and County level CoC	<ul style="list-style-type: none">• Balance of State and Indy CoC
<ul style="list-style-type: none">• Population is 3.7 million (2024)	<ul style="list-style-type: none">• Population is 6.9 million (2024)
<ul style="list-style-type: none">• Surface area is 5,543 square miles	<ul style="list-style-type: none">• Surface area is 36,420 square miles
<ul style="list-style-type: none">• 3410 sheltered/unsheltered persons (PIT 2024)	<ul style="list-style-type: none">• 6555 sheltered/unsheltered persons (PIT 2024)
<ul style="list-style-type: none">• FY 2024 CoC Award = \$94,695,198	<ul style="list-style-type: none">• FY 2024 CoC Award = \$39,501,032



What is the CoC competition?



Annual CoC Program Notice of Funding Opportunity describes the design of each competition and its requirements, per federal guidelines



Funding is competitive (locally and nationally) and is not guaranteed



HUD System Performance Measure, annual PIT and HIC, and HMIS bed coverage are data points consistently used to evaluate whether a CoC should receive more funding



Our CoC's capacity to increase funding through new projects in the competition, is based on the current funding we receive, CoC application, and the quality of the new individual project application



HUD released the first 2 year NOFO in 2024, at this time we believe we will not have a full competition for funding in 2025.



What helps our CoC Increase CoC funding?

HUD Expects...

CoC to select renewal and new projects that are performing well and have a good project design.

- CoC Board approves scoring process and confirm final ranking
- CoC will follow percentage Annual Renewal Distribution
- CoCs to apply for new projects using funding from underperforming grants

Data collection and reporting from CoCs through HMIS

- System performance measures (SPMs)
- Point in Time Count
- Housing Inventory Count
- Bed Coverage

CoC NOFO application to enforce or encourage CoC's to do certain things

- Including People with Lived Experience in CoC Board and Regional Planning Councils
- Specific policies, wording, or practices
- Connections with other Systems



Trends and Philosophies in CoC Funding



What is *Good Performance* to HUD?

- For the purposes of funding, HUD focuses on major reports from HMIS and then uses applications to give CoC's the opportunity to discuss their results.
- If the data in the report is poor quality or has poor outcomes, the CoC is only able to discuss what it is doing to improve.
- We start at zero points, and we *can* earn points back



FY 2023 IN BoS CoC Scoring Summary

2. CoC Scoring Summary (from FY 2023 CoC NOFO)

Scoring Category	Maximum Score (Points)	Your CoC Score (Points)
1B. Coordination and Engagement–Inclusive Structure and Participation	5	4
1C. Coordination and Engagement–Coordination with Federal, State, Local, Private, and Other Organizations	29	26
1D. Coordination and Engagement–Coordination with Federal, State, Local, Private, and Other Organizations–Continued	51	49.5
1E. Project Capacity, Review, and Ranking–Local Competition	27	24.5
2A. Homeless Management Information System (HMIS)–Implementation	9	8
2B. Point-in-Time (PIT) Count	5	4
2C. System Performance	60	27
3A. Coordination with Housing and Healthcare	14	14
Total CoC Application Score*	200	157





What Data specifically impacts funding?

Let's talk about SPMs

How does HMIS factor in?

Data-driven aspects

LSA

SPM

PIT


HIC



Key System Performance Measures to HUD



Key System Performance Measures to HUD



Number of new
individuals
experiencing
homelessness

2C-1. Reduction in the Number of First Time Homeless–Risk Factors Your CoC Uses. We scored this question based on data your CoC submitted in HDX and your narrative response. In the field below:	V.B.5.b.	3	2
1. describe how your CoC determined the risk factors to identify persons experiencing homelessness for the first time; 2. describe your CoC’s strategies to address individuals and families at risk of becoming homeless; and 3. provide the name of the organization or position title that is responsible for overseeing your CoC’s strategy to reduce the number of individuals and families experiencing homelessness for the first time.			
b. Reduction in the Number of First-Time Homeless. Demonstrate how the CoC works to reduce the number of individuals and families who become homeless for the first time.	3	<ul style="list-style-type: none"> • Demonstrate that between FY 2021 and FY 2022 the CoC reduced the number of first-time homeless as reported in HDX (1 of the 3 points); • Identify the process by which risk factors are identified in its community for becoming homeless for the first time; 	



Key System Performance Measures to HUD



2C-2. Length of Time Homeless—CoC's Strategy to Reduce. We scored this question based on data your CoC submitted in HDX and your narrative response. In the field below: 1. describe your CoC's strategy to reduce the length of time individuals and persons in families remain homeless; 2. describe how your CoC identifies and houses individuals and persons in families with the longest lengths of time homeless; and 3. provide the name of the organization or position title that is responsible for overseeing your CoC's strategy to reduce the length of time individuals and families remain homeless.	V.B.5.c.	13	0
--	----------	----	---

c. Length of Time Homeless. Reduce the length of time individuals and families remain homeless and describe how they will reduce the length of time individuals and families remain homeless in the future.	13	<ul style="list-style-type: none"> Demonstrate that between FY 2021 and FY 2022 the CoC reduced the average length of time individuals and families remained homeless in the CoC's geographic area of at least 5 percent or that the CoC's average length of time homeless was 90 days or less as reported in HDX (8 of 13 points);
--	----	--

Key System Performance Measures to HUD

Number of adults
increasing income

2C-5. Increasing Employment Cash Income–CoC's Strategy.

We scored these questions based on data your CoC submitted in HDX and your narrative response.

In the field below:

1. describe your CoC's strategy to access employment cash sources;
2. describe how your CoC works with mainstream employment organizations to help individuals and families experiencing homelessness increase their cash income; and

3. provide the organization name or position title that is responsible for overseeing your CoC's strategy to increase income from employment.

2C-5a. Increasing Non-employment Cash Income–CoC's Strategy.

In the field below:

1. describe your CoC's strategy to access non-employment cash income; and
2. provide the organization name or position title that is responsible for overseeing your CoC's strategy to increase non-employment cash income.

V.B.5.f.

7

5

f. Jobs and Income Growth. Increase program participants' incomes from employment and non-employment cash sources and describe specific strategies to assist program participants' incomes.

7

- Demonstrate that between FY 2021 and FY 2022 the CoC increased the percentage of CoC Program participants who had an increase in income from employment or that the rate of income from employment in the CoC was 20 percent or higher as reported in HDX (2 of the 7 points);

- Demonstrate that between FY 2021 and FY 2022 the CoC increased the percentage of CoC Program participants who had increased income from non-employment cash sources for persons served in CoC Program-funded projects or that the rate of income from non-employment cash sources in the CoC was 50 percent or higher as reported in HDX (2 of the 7 points);



Key System Performance Measures to HUD



2C-3. Exits to Permanent Housing Destinations/Retention of Permanent Housing—CoC's Strategy.

We scored this question based on data your CoC submitted in HDX and your narrative response.

In the field below:

1. describe your CoC's strategy to increase the rate that individuals and persons in families residing in **emergency shelter, safe havens, transitional housing, and rapid rehousing** exit to permanent housing destinations;
2. describe your CoC's strategy to increase the rate that individuals and persons in families residing in **permanent housing projects** retain their permanent housing or exit to permanent housing destinations; and
3. provide the name of the organization or position title that is responsible for overseeing your CoC's strategy to increase the rate that individuals and families exit to or retain permanent housing.

V.B.5.d.

13

6

d. Successful Permanent Housing Placement or Retention.



Demonstrate an increase in the rate in which individuals and families move to permanent housing destinations or continue to reside in PH projects and describe how the CoC will improve their rate of permanent housing placement.

13

- Demonstrate that between FY 2021 and FY 2022 the CoC increased the rate at which persons exiting emergency shelter, TH, Safe Haven, and RRH projects exit to permanent housing destinations by at least 2 percentage points (e.g. from 36% to 38%) or that the rate of exits to permanent housing destinations was 50 percent or higher as reported in HDX (up to 8 of the 13 points);

- Demonstrate that between FY 2021 and FY 2022 the CoC increased the rate at which persons residing in permanent supportive housing or other permanent housing, excluding rapid rehousing, exited to permanent housing destinations by at least 1 percentage point (e.g. from 92% to 93%) or that rate of retention of or exits to permanent housing destinations was 96 percent or higher as reported in HDX (up to 4 of the 13 points);





Improving System Performance Scores

What HUD is looking for:

- Strategy for reducing and/or increasing the percentage
- Description of how the CoC addresses the issue; and
- Name of organization or position title responsible for overseeing your CoC's strategy and implementation



Key System Performance Measures to HUD

Number of
individuals
returning to
homelessness


2C-4. Returns to Homelessness–CoC’s Strategy to Reduce Rate. We scored this question based on data your CoC submitted in HDX and your narrative response. In the field below: 1. describe your CoC’s strategy to identify individuals and families who return to homelessness; 2. describe your CoC’s strategy to reduce the rate of additional returns to homelessness; and 3. provide the name of the organization or position title that is responsible for overseeing your CoC’s strategy to reduce the rate individuals and persons in families return to homelessness.	V.B.5.e.	8	8
--	----------	---	---

e. Returns to Homelessness. Reduce the extent to which individuals and families leaving homelessness experience additional spells of homelessness and describe how the number of individuals and families who return to homelessness will be reduced in the community.	8	<ul style="list-style-type: none"> Demonstrate that between FY 2021 and FY 2022 the CoC reduced the rate at which persons who exited to permanent housing destinations experienced additional spells of homelessness within 6 months of exit by at least 1 percentage point (e.g., from 10% to 9%) or that the CoC’s rate of return in 6 months was 5 percent or less as reported in HDX (up to 3 of the 8 points): 	<ul style="list-style-type: none"> Demonstrate that between FY 2021 and FY 2022 the CoC reduced the rate at which persons who exited to permanent housing destinations experienced additional spells of homelessness within 12 months by at least 1 percentage point (e.g., from 15% to 14%) or that the CoC’s rate of return in 12 months was 10 percent or less as reported in HDX (up to 3 of the 8 points):
---	---	--	--



How are we doing currently?


FY 2023 LSA

109 

Days Homeless

Average cumulative days homeless


[VIEW DETAILS](#)

30% 

Exits

Exits to permanent destinations

[VIEW DETAILS](#)

6% 

Returns

Returns after exits to permanent destinations

[VIEW DETAILS](#)


FY 2024 LSA

98 

Days Homeless

Average cumulative days homeless


[VIEW DETAILS](#)

25% 

Exits

Exits to permanent destinations

[VIEW DETAILS](#)

8% 

Returns

Returns after exits to permanent destinations

[VIEW DETAILS](#)



INDIANA BALANCE OF STATE
continuum of care
Committed to Housing Every Hoosier

Data Quality



Exit Assessments



Move-in Dates



Annual Assessments



INDIANA BALANCE OF STATE
continuum of care
Committed to Housing Every Hoosier

What's next?

Regional Level Data

2025 Data Quality Coffee Talks

- May 21 Emergency Shelter
- May 28 RRH/ HP
- June 11 Permanent Supportive Housing
- June 18 Transitional Housing
- July 9 Street Outreach



Final Thoughts and Questions

3. Overall Scores for all CoCs*

Highest Score for any CoC	185.5
Lowest Score for any CoC	54.5
Median Score for all CoCs	151.5

- Reach out with questions!
- Improve where you can!
- Attend the next data-focused session to learn more about Regional Data

