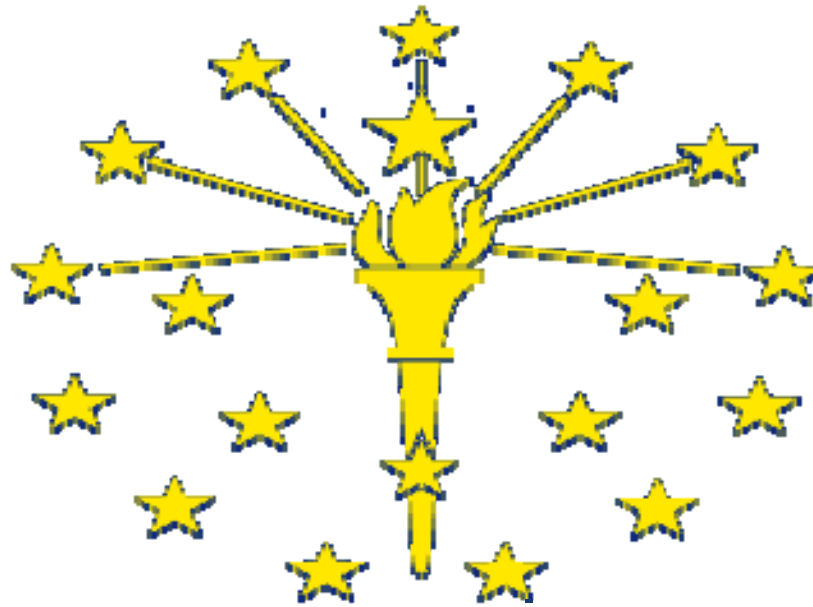


1999



Annual Report to the Governor

Indiana Gaming Commission

February 29, 2000

1999
Annual Report to the Governor

Indiana Gaming Commission

February 29, 2000



TABLE OF CONTENTS

<i>Members of the Commission</i>	<i>page 1</i>	<i>Information Technology</i>	<i>page 22</i>
<i>Year in Review</i>	<i>page 2</i>	<i>Internet Resources</i>	<i>page 22</i>
<i>Commission Staff</i> •Organizational Chart	<i>page 4</i> <i>page 5</i>	<i>Legislation</i>	<i>page 23</i>
<i>Revenues and Expenditures</i>	<i>page 6</i>	<i>Promotions</i>	<i>page 23</i>
<i>Riverboat Casino Licensing</i> •List of Licensees	<i>page 8</i> <i>page 11</i>	<i>Admission and Wagering Tax</i>	<i>page 24</i>
<i>Occupational Licensing</i>	<i>page 12</i>	•Total Admissions per Riverboat	<i>page 25</i>
<i>Supplier Licensing</i> •List of Suppliers	<i>page 13</i> <i>page 14</i>	•Summary of Admissions, Gaming Operations, and Tax	<i>page 26</i>
<i>Contracts for Professional Services</i>	<i>page 16</i>	•Total Tax	<i>page 27</i>
<i>Lawsuits</i>	<i>page 18</i>	•1999 Admission Tax and Disposition	<i>page 28</i>
<i>Resolutions</i>	<i>page 19</i>	•Summary of EGD activity	<i>page 30</i>
<i>Minority and Women Business Enterprise Issues</i>	<i>page 20</i>	•Summary of Table Game Activity	<i>page 31</i>
•1997 and 1998 MBE/WBE Expenditures	<i>page 21</i>	•1999 Wagering Tax and Disposition	<i>page 32</i>
		•Summary of Admission Tax and Disposition From Inception	<i>page 34</i>
		•Summary of Wagering Tax and Disposition From Inception	<i>page 35</i>
		<i>General Riverboat Information</i>	<i>page 36</i>
		•Pictures	<i>page 37</i>
		•Facilities on the Ohio River	<i>page 38</i>
		•Facilities on Lake Michigan	<i>page 40</i>
		<i>Appendix</i>	
		Map	

MEMBERS OF THE COMMISSION

Donald Raymond Vowels, of Evansville, Indiana, is Chairman of the Commission. He is presently engaged in the private practice of law with the law firm of Keating, Bumb, Vowels & LaPlante, P.C. and is a member of the Vanderburgh County Election Board. Mr. Vowels is an original Commission member, appointed in September 1993.

Ann Marie Bochnowski, of Munster, Indiana, is Vice-Chairperson of the Commission. She is a former business writer for The Times in Hammond and she is now a freelance writer, specializing in newsletters. Ms. Bochnowski is an original Commission member, appointed in September 1993.

David Carlton, of Borden, Indiana, retired from Robinson Nugent, a manufacturer of technological equipment, as Vice President for Human Resources in 1984. Mr. Carlton has been involved in many charitable and civic organizations and now serves on the National Board of Directors for the IU Varsity Club. Mr. Carlton was appointed in December 1999, replacing Robert Sundwick.

Richard J. Darko, of Indianapolis, Indiana, is a partner with the law firm of Lowe, Gray, Steele & Darko. He is a member of the Indianapolis, Indiana State, and American Bar Associations, and the Bar Association of the Seventh Federal Circuit. Mr. Darko previously served on the Indiana Horse Racing Commission and was appointed to the Commission in September 1997, replacing former Chairman Alan Klineman.

Thomas F. Milcarek, Secretary of the Commission, is a life long resident of LaPorte County. He is manager of shipping and material handling for Weil-McClain Company, where he

has worked since 1970. He is a member of the Michigan City Urban Enterprise Association and has been active in many civic organizations. Mr. Milcarek was appointed in June 1994, replacing Judge Robert W. Gilmore, Jr.

Dr. David E. Ross, Jr., of Chesterton, Indiana, lived in Gary from 1960 to 1991. He practices medicine in Gary and is affiliated with Methodist Hospital in Gary and Merrillville. Dr. Ross is an original Commissioner, appointed in September 1993.

Robert W. Swan, of Evansville, Indiana, is a Certified Public Accountant and managing member at Kemper CPA Group in Evansville, Indiana. Mr. Swan was appointed to the Commission in July 1995, replacing Gilmer “Gene” Hensley.

Former Commissioners include: **Alan I. Klineman**, former chairman 1993–1997; **Judge Robert Gilmore, Jr.** 1993–1994; **Gilmer “Gene” Hensley** 1993–1994; **Robert Sundwick** 1993–1999.

The Indiana Gaming Commission is composed of seven individuals appointed by the Governor for a three year staggered term. Three members must be from counties contiguous to Lake Michigan, three from counties contiguous to the Ohio River, and one member cannot be from any of the previously described counties. No more than four members may be affiliated with the same political party. One member must be experienced in law enforcement, one must be a certified public accountant, and one must be an attorney. All must have a reasonable knowledge of the practices, procedures and principles of gambling.

YEAR IN REVIEW

The RIVERBOAT GAMBLING ACT (ACT), enacted by Public Law 277-1993 and codified at Indiana Code 4-33, et. seq., became effective on July 1, 1993, legalizing casino gaming on riverboats. In general, the ACT established the Indiana Gaming Commission (IGC) and vested it with the authority both to issue not more than 11 riverboat licenses in specified areas of the State of Indiana and to regulate the operation of the riverboats along with related businesses, occupations and schools.

The ACT authorized the Governor to appoint the bipartisan seven-member commission and directed that the initial commission be appointed by September 1, 1993. The first meeting of the IGC was held September 7, 1993. The Act requires the IGC to hold at least one meeting each quarter of the fiscal year, a requirement that the IGC has always easily exceeded.

1999 was the first year in which the IGC functioned primarily as a regulatory body as opposed to a licensing body. This seventh annual report sets forth the actions of the IGC for the calendar year 1999. Commissioner Robert Sundwick, one of the originally appointed Commissioners, resigned his appointment upon moving from Indiana. David Carlton of Borden, Indiana was appointed to fill Mr. Sundwick's position.

While the IGC neither issued any riverboat owner's licenses nor opened any riverboat casinos during the year, the IGC was very active in regulating the gaming industry, as noted in the following overview:

Riverboat Owner's License Activity

- The IGC approved three (3) changes in the ownership of riverboat owner's licenses; Harrah's acquisition of Showboat in East Chicago, Horseshoe's acquisition of Empress in Hammond and Boyd's acquisition of Blue Chip in Michigan City.
- Three (3) riverboat licensees received approval to restructure the license holding entity. These were Aztar, Blue Chip and Belterra, formerly known as Pinnacle.
- The IGC received the application for change of ownership concerning Park Place's acquisition of Caesars, which will not be decided until the first quarter of the year 2000.
- Belterra received renewals of its Certificate of Suitability as it progresses toward its anticipated opening in August of 2000.
- For the first time, the IGC oversaw the closing of a riverboat casino due to a silt build up in the Ohio River and a subsequent break-away barge collision with the closed riverboat, all involving Caesars.

Information Technology Division

- An automated wagering and admissions tax filing system has been created and is being tested.
- As of the filing of this report, the preparation of the Information Technology Division (IT) and the IGC has resulted in no Y2K issues with either the riverboats or the IGC's computer systems.

Minority and Women Business Enterprise Activity

- Continuing its transition from a licensing body to a regulatory body, the IGC has made MBE/WBE oversight a regular agenda item.
- The IGC required Caesars to isolate up to Four Million Dollars (\$4,000,000.00) as a part of the approval of Caesars action plan due to the lack of compliance with the statutory goals.

Revenues and Admissions for 1999

- Total admissions for 1999 were 38,002,998 representing an increase of nearly 4 million over 1998.
- The 1999 total win for the riverboats was \$1,557,131,712. This is an increase of \$217.6 million over 1998.

- The total admissions tax paid in 1999 was \$114,116,884 and the total wagering tax paid was \$311,538,359. These amounts represent an approximate \$12 million and \$45.3 million increase over 1998, respectively.
- Total admission and wagering taxes paid from the inception of riverboat gaming through 1999 are \$1,168,469,166.

Relicensing

- The first riverboat owner's license to be renewed will be Aztar in Evansville when its initial 5 year licensing period expires in December of 2000.

Wagering Limits

- Based upon the reports of the National Gambling Impact Study Commission and the Indiana Gambling Study Commission, as well as the observance of the riverboat gambling industry in the State of Indiana, the IGC does not have any evidence that would require changing the wagering loss limits from existing law and practice of the industry in Indiana. Existing law and practice does not set a wagering loss limit in Indiana.

COMMISSION STAFF

Executive Staff Departures

Since the IGC's last report, three of the original Executive staff members left to pursue other careers. Deputy Director Floyd B. Hannon left in June, Chief Legal Counsel Kay Fleming left in May, and Controller Philip Beck left in August. These individuals were instrumental in the development of their positions and they facilitated easy transitions for their successors.

New Positions and Promotions

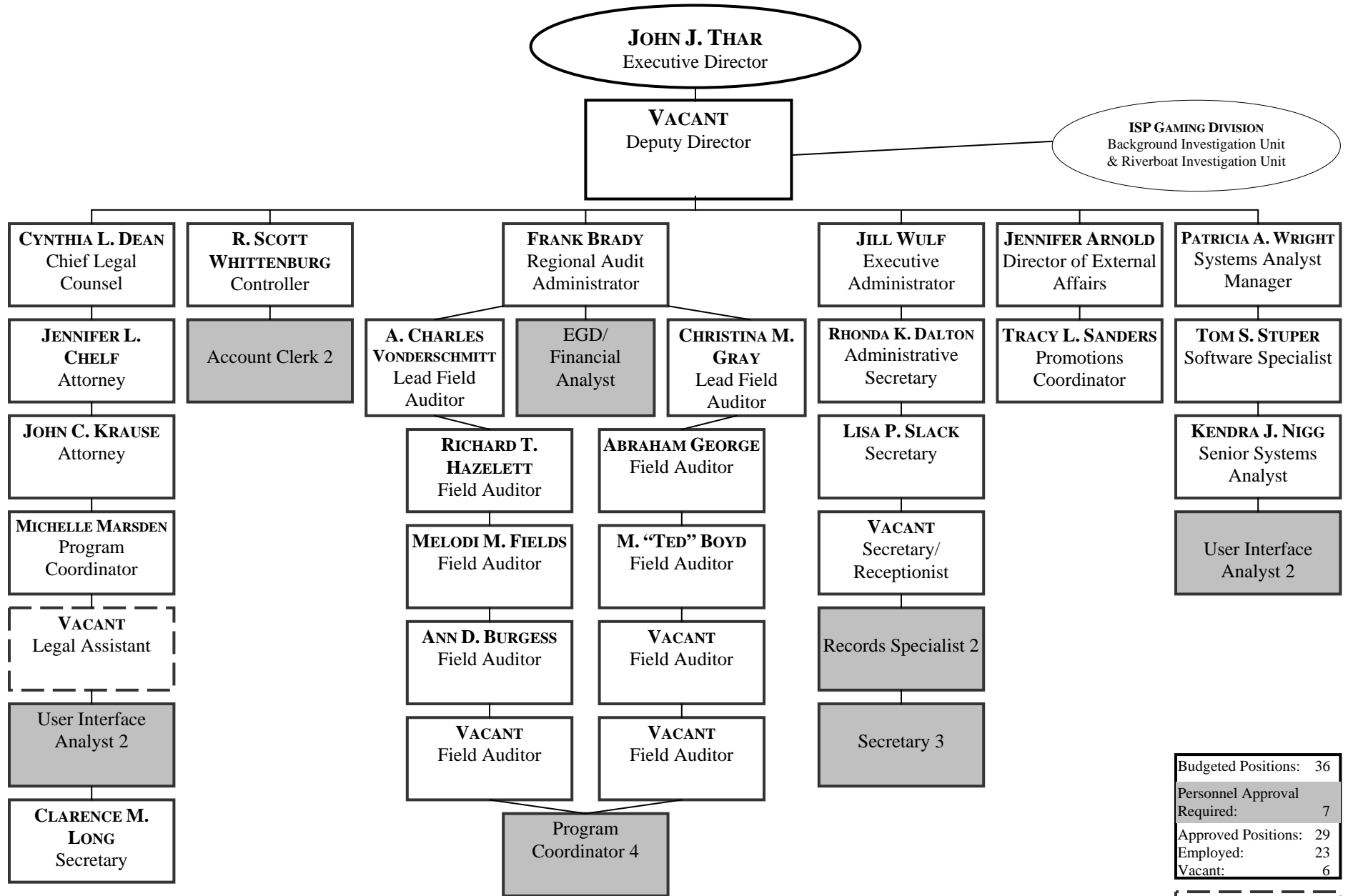
The IGC created and filled two new positions in 1999. The first position, Systems Analyst Manager, was established in April. This position was created for the Information Technology Division (IT). Patricia A. Wright was promoted from Software Specialist to this position. The second position, Promotions Coordinator, was established in August. This position was created for the Public Affairs Division. Tracy Sanders was promoted from Secretary 3 to this position.

Cynthia L. Dean was promoted from Staff Attorney to Chief Legal Counsel. R. Scott Whittenburg was promoted from Field Auditor to Controller. Tom Stuper was promoted from Senior Systems Analyst to Software Specialist. Kendra J. Nigg was promoted from Lead Field Auditor to Senior Systems Analyst. Christina M. Gray was promoted from Field Auditor to Lead Field Auditor. Lisa Slack was promoted from Secretary 4 (Receptionist) to Secretary 3.

Members of the IGC Staff

John J. Thar	Executive Director
Vacant	Deputy Director
Cynthia L. Dean	Chief Legal Counsel
Jennifer L. Chelf	Attorney
John C. Krause	Attorney
Michelle Marsden	Program Coordinator
Vacant	Legal Assistant
Clarence M. Long	Secretary
R. Scott Whittenburg	Controller
Frank Brady	Regional Audit Administrator
A. Charles Vonderschmitt	Lead Field Auditor
Christina M. Gray	Lead Field Auditor
Richard T. Hazelett	Field Auditor
Abraham George	Field Auditor
Melodi M. Fields	Field Auditor
M. "Ted" Boyd	Field Auditor
Ann D. Burgess	Field Auditor
Vacant	Field Auditor
Vacant	Field Auditor
Vacant	Field Auditor
Jill Wulf	Executive Administrator
Rhonda K. Dalton	Administrative Secretary
Lisa P. Slack	Secretary
Vacant	Secretary/Receptionist
Jennifer Arnold	Director of External Affairs
Tracy L. Sanders	Promotions Coordinator
Patricia A. Wright	Systems Analyst Manager
Tom S. Stuper	Software Specialist
Kendra J. Nigg	Senior Systems Analyst

INDIANA GAMING COMMISSION



Budgeted Positions:	36
Personnel Approval Required:	7
Approved Positions:	29
Employed:	23
Vacant:	6

Proposed
Reclassification.

REVENUES AND EXPENDITURES

Revenues

The IGC receives revenues related to the application, licensing and disciplinary fines for riverboat owners, suppliers and occupational licensees. These revenues totaled \$2,651,782. The following table provides a breakdown of those revenues for the period January 1, 1999 through December 31, 1999¹:

Application Fees	
New Riverboat	50,000
Transfer of Ownership	100,000
Reorganization Fees	100,000
Supplier's Licenses	15,000
Occupational Licenses	1,429,160
Total Application Fees	\$1,694,160

Belterra Casino licensed for Switzerland County is the new applicant. Transfer fees were collected in connection with the sale of Blue Chip and Caesars properties. Reorganization fees were received from Aztar and Blue Chip. The fee to apply for a new license, transfer ownership or reorganization is \$50,000. The occupational licenses amount represents fees collected for the licensees for applications for employee licenses for Levels 1, 2 or 3 and reissued badges. The fees for these are \$1,000, \$200, \$75 and \$10 respectively.

¹ This section of the report does not address admission and wagering tax revenues. These figures are disclosed in that section of the report.

Permanent & Renewal Fees	
Supplier's License	115,000
Occupational License	120,025
Total Permanent & Renewal	\$235,025

Supplier's License fees represents fees for a permanent and renewal license, good for a period of one year, by 23 suppliers at a cost of \$5,000 each. The occupational license amount represents payments by the Riverboat Licensees for permanent Level 1, 2 and 3 licenses for their employees. The fees for these are \$100, \$50 and \$25 respectively.

Disciplinary Fines	
Riverboats	519,729
Occupational Licensees	250 ²
Total Fines	\$519,979

The Riverboats amount represents five fines of varying amounts levied against four different licensees. The occupational licensees amount represents one fine.

² This fee was a result of an action of the IGC that occurred in 1998 and was reported in the 1998 Annual Report. The fee was paid in 1999.

Investigative Fees	
Riverboat Licensees	33,354
Suppliers Licensees	169,264
Total Investigative Fees	\$202,618

Riverboat Licensees represents the cost of investigative expenses for two licensees. The Suppliers Licensees amount represents the cost of investigative expenses for seven licensees.

Riverboat Investigative Unit

Troopers Assigned to Riverboats \$4,566,945

Expenses associated with State Troopers assigned to each operational riverboat are reimbursed to the IGC and are in turn reimbursed to the Indiana State Police. This figure represents those funds repaid by the riverboat licensees.

Expenditures

For the period January 1, 1999 through December 31, 1999, \$2,889,681 was expended to regulate and investigate the casino gaming industry in Indiana. These expenditures were for the IGC and the Background Investigative Unit. Funding of these expenditures is appropriated from Wagering Taxes collected.

IGC Administrative Account	2,117,991
Background Investigative Unit	771,690

RIVERBOAT CASINO LICENSING

During 1999, the IGC carried out its statutory requirements by regulating the nine operational riverboats. The IGC additionally worked with the final Certificate of Suitability holder for a riverboat to be docked in Switzerland County, Indiana.

Transfer of Riverboat Owner's Licenses

In 1999, the Indiana riverboats and the IGC completed three transfers of Riverboat Owner's Licenses. The first transfer of ownership occurred with Showboat Marina Casino and Harrah's Operating Company, Inc. Harrah's Operating Company, Inc. submitted the Transfer of Riverboat Owner's License Application on January 14, 1998. The IGC considered the transfer of ownership during the February 26, 1999 meeting, and approved the transfer of Ninety-nine point Fifty-five percent (99.55%) ownership interest in the Riverboat Owner's License pursuant to Resolution 1999-8. Harrah's Operating Company, Inc. subsequently changed the name of the riverboat located in East Chicago, Indiana to Harrah's East Chicago.

The second transfer of ownership occurred between Blue Chip Casino, LLC and Boyd Gaming Corporation. Boyd Gaming Corporation submitted the Transfer of Riverboat Owner's License Application on June 28, 1999. The IGC considered the transfer of ownership during the November 8, 1999 meeting, and approved the transfer of One Hundred percent (100%) ownership interest in Blue Chip Casino, LLC pursuant to Resolution 1999-38. The name of the licensee located in Michigan City, Indiana, was changed from Blue Chip Casino, Inc. to Blue Chip Casino, LLC.

The third transfer of ownership occurred between Empress Casino Hammond Corporation and Horseshoe Gaming Holding Corporation. Horseshoe Gaming Holding Corporation submitted the Transfer of Riverboat Owner's License Application on November 10, 1998. The IGC considered the transfer of ownership during the August 20, 1999 meeting, and approved the transfer of One Hundred percent (100%) ownership interest in the Riverboat Owner's License pursuant to Resolution 1999-32. Horseshoe Gaming Holding Corporation has not changed the name of the casino, Empress Casino Hammond.

Disciplinary Actions

In 1999, the Commission resolved three disciplinary actions that had been filed in 1998. **In Re Disciplinary Action Of: Empress Casino Hammond Corp., Comp. No. 98-EM-2.** On November 5, 1998, the IGC initiated a disciplinary action concerning violations of federal currency transaction reporting requirements, IGC requirements, and internal controls adopted by the Licensee.

The IGC staff and Empress entered into a settlement agreement whereby Empress agreed to pay a fine in the amount of Eighty-one Thousand Dollars (\$81,000.00). The IGC adopted this settlement agreement and Empress remitted the fine.

In Re Disciplinary Action Of: Aztar Indiana Gaming Corp., Comp. No. 98-AZ-1. On December 8, 1998, the IGC initiated a disciplinary action against Aztar due to an

employee working aboard the riverboat that had not applied for nor obtained an occupational license.

The IGC staff and Aztar entered into a settlement agreement whereby Aztar agreed to pay a fine in the amount of One Thousand Five Hundred Dollars (\$1,500.00). The IGC adopted this settlement agreement and Aztar remitted payment.

In Re Disciplinary Action Of: Indiana Gaming Company, LP, Comp. No. 98-AR-1. On December 2, 1998, the IGC initiated a disciplinary action that dealt with the failure to take timely turnstile meter readings that are used to calculate the admission tax.

The IGC staff and Argosy entered into a settlement agreement whereby Argosy agreed to pay a tax assessment in the amount of Two Thousand Nine Hundred Twenty-eight Dollars (\$2,928.00), and a fine in the amount of Thirty-four Thousand Seven Hundred Twenty-nine Dollars and Fifty Cents (\$34,729.50). The IGC adopted this settlement agreement and Argosy remitted payment.

The IGC initiated two disciplinary actions in 1999. **In Re Disciplinary Action Of: Empress Casino Hammond Corp., Comp. No. 99-EM-1.** On May 5, 1999, the IGC initiated a disciplinary action due to implementation of a procedure referred to as forced balancing. The forced balancing procedure was contrary to directives provided by the IGC in September 1998. The forced balancing procedure is described as transferring funds from one location with a cash variance to another location with a cash variance to

create an overall balance regardless of the cause of the variances. This procedure resulted in the failure to file variance reports with the IGC as directed.

After the initiation of the disciplinary action, the IGC audit staff documented additional violations of cage procedures, main bank procedures, soft and hard count procedures, and general asset management security procedures. The IGC staff and Empress met during August and September of 1999 to resolve the disciplinary action. The IGC staff and Empress reached a settlement agreement whereby the IGC determined that the actions of Empress were in violation of the Riverboat Gambling Act, rules promulgated thereunder, and directives issued by the IGC. Further, Empress agreed to the following:

- 1.) A fine in the amount of Four Hundred Thousand Dollars (\$400,000.00),
- 2.) Introduction of new personnel to oversee the financial operations, and
- 3.) A new action plan for the procedures surrounding the operation of the main bank, cage, hard and soft count and their interrelationships.

The IGC adopted this settlement agreement and Empress remitted the fine.

The second disciplinary action initiated by the IGC was titled, **In Re Disciplinary Action Of: Majestic Star Casino, Comp. No. 99-MS-1.** On September 30, 1999, the IGC initiated a disciplinary action that consisted of 2 counts.

Count I of the Complaint addressed the failure of Majestic Star to have an emergency medical technician present on the riverboat at all times that patrons are present pursuant to IC 4-33, 68 IAC 8-2-2, and provisions in Majestic Star's Emergency Response Plan. The emergency medical technician was believed not to be present for the first cruise of August 18, 1999. Count II consisted of Majestic Star's failure to cruise on the first cruise of August 18, 1999, stating the reason for not cruising as "No paramedic on board", which is not a statutory reason to cancel or disrupt an excursion pursuant to IC 4-33-9-2(b).

The IGC staff and Majestic Star reached a settlement agreement whereby the IGC determined that the actions of Majestic Star were in violation of the ACT, and rules promulgated thereunder. Majestic Star did provide documentation to the IGC that its members had acted promptly in locating an emergency medical technician, patrons had not been present without an emergency medical technician available, and patrons safety was not at risk at any time. Further, Majestic Star agreed to a fine in the amount of Two Thousand Five Hundred Dollars (\$2,500.00). The IGC adopted this settlement agreement and Majestic Star remitted the fine.

Reorganization of Licensees

Three Riverboat Licensees requested the IGC approve the reorganization of the ownership structure. On August 20, 1999, the IGC considered the request of Aztar Corporation to amend the ownership structure and to transfer the Riverboat Owner's License to the new entity, Aztar Indiana Gaming

Company, LLC. The IGC approved the transfer in Resolution 1999-31, collected the ownership transfer fee of Fifty Thousand Dollars (\$50,000.00), and waived the background investigation as no new entities were involved in the reorganization.

The second request to reorganize the ownership structure and to transfer the license came from Blue Chip Casino, Inc. as a part of the transfer of Riverboat Owner's License to Boyd Gaming Corporation. The IGC approved the transfer in Resolution 1999-36, and collected the ownership transfer fee of Fifty Thousand Dollars (\$50,000.00).

The final request for reorganization of the corporate structure was made by Pinnacle Gaming Development Corporation, the Certificate of Suitability holder for Switzerland County. The certificate holder requested the IGC approve the simplification of its corporate structure and renaming of the certificate holder to Belterra Resort (Indiana), LLC. The IGC approved the reduction of the corporate structure and a renaming of the certificate holder from Pinnacle Gaming Development Corporation to Belterra Resort (Indiana), LLC in Resolution 1999-37.

CASINO LICENSEES

Aztar Indiana Gaming Company, LLC

Issuance of Certificate of Suitability	02/10/95
Issuance of Owners License	12/05/95
Commencement of Full-time Gaming	12/08/95
Transfer of License from Aztar Gaming Corp.	08/20/99

Belterra Resort Indiana, LLC

Issuance of Certificate of Suitability	09/14/98
Transfer of Certificate from Pinnacle Gaming	11/08/99
Issuance of Owners License	not yet available
Commencement of Full-time Gaming	not yet available

Blue Chip Casino, LLC

Issuance of Certificate of Suitability	04/17/96
Issuance of Owners License	08/19/97
Commencement of Full-time Gaming	08/22/97
Transfer of License from Blue Chip Casino, Inc.	11/08/99

Empress Casino Hammond Corporation

Issuance of Certificate of Suitability	11/17/95
Issuance of Owners License	06/21/96
Commencement of Full-time Gaming	06/29/96

Grand Victoria Casino and Resort, LLC

Issuance of Certificate of Suitability	06/30/95
Issuance of Owners License	09/16/96
Commencement of Full-time Gaming	10/04/96

Harrah's Operating Company, Inc.

Issuance of Certificate of Suitability	01/08/97
Issuance of Owners License	04/15/97
Commencement of Full-time Gaming	04/18/97
Transfer of License from Showboat Marina Casino Partnership	02/26/99

Indiana Gaming Company, LP (Argosy)

Issuance of Certificate of Suitability	06/30/95
Issuance of Owners License	12/10/96
Commencement of Full-time Gaming	12/13/96

The Majestic Star Casino, LLC

Issuance of Certificate of Suitability	12/09/94
Issuance of Owners License	06/03/96
Commencement of Full-time Gaming	06/11/96

RDI/Caesars Riverboat Casino, LLC

Issuance of Certificate of Suitability	05/20/96
Issuance of Owners License	11/16/98
Commencement of Full-time Gaming	11/20/98

Trump Indiana, Inc.

Issuance of Certificate of Suitability	12/09/94
Issuance of Owners License	06/03/96
Commencement of Full-time Gaming	06/11/96

OCCUPATIONAL LICENSING

The IGC requires all individuals working on a riverboat casino to hold an occupational license. Individuals must be hired by a casino prior to beginning the licensing procedure. Once a temporary occupational license has been issued, the individual may work on the riverboat. The Gaming Division conducts background investigations on all employees and, once found suitable, a permanent occupational license is issued. In 1999, the IGC issued 10,110 new temporary and permanent licenses. At the end of 1999, there were 14,344 occupational licensees. Licensees are required to follow rules promulgated by the IGC. Any rule violations by a licensee could result in disciplinary action, including license revocation. The IGC initiated one disciplinary action in 1999.

Disciplinary Actions against Licensees

In Re Disciplinary Action of: an Empress employee, Comp. No. 99-OL-EM-1. On May 11, 1999, the IGC initiated a disciplinary action against an employee for instituting a policy/practice of forcing variances in the cage to balance and failing to report the variances to the IGC. While this matter was pending, the employee terminated employment with Empress Casino and moved out of state. No settlement had been reached by the end of 1999.

Felony Waiver Decisions

During 1999, twenty (20) occupational licenses were denied due to felony convictions. Pursuant to IC 4-33-8-3, an individual convicted of a felony may not obtain a license. However, pursuant to IC 4-33-8-11, an individual who is disqualified due to a felony conviction may seek a waiver of

the felony disqualification. One felony waiver was pending at the end of 1998 and was resolved with the denial of the waiver. No felony waiver requests were acted upon in 1999.

Gambling Misdemeanor Waiver Decisions

Pursuant to IGC rules, a licensee must not have been convicted of any offense involving the violation of a gaming law in any jurisdiction. At the end of 1998, the IGC denied an application for permanent licensure due to a gambling misdemeanor conviction. At the recommendation of an administrative law judge, the IGC allowed the individual to seek a waiver of the denial. A hearing analogous to a felony waiver hearing was conducted. As a result, the IGC granted the waiver. In 1999, one individual filed a misdemeanor waiver request but voluntarily terminated employment before a hearing was held.

Occupational License Revocations

The IGC staff revoked temporary occupational licenses prior to the issuance of a permanent occupational license on seventeen (17) occasions during 1999. These occupational licenses were revoked for the following reasons:

Criminal activity in performance of duties	12
Improper action in performance of duties ¹	2
Background determined not suitable	2
Failure to adhere to IGC rules	1

¹ These individuals were determined to be ineligible to receive a permanent occupational license because their actions did not demonstrate the high level of integrity required by the IGC.

SUPPLIER LICENSING

In order to supply goods and services to Indiana riverboats, an individual or company must apply for and receive a supplier's license from the IGC. Prior to 1999, an applicant would apply for a license and a preliminary background investigation would be completed. Upon successful completion of the preliminary background investigation, a temporary supplier's license was issued.

The temporary supplier's license allowed the licensee to conduct business with the riverboat licensee pending the completion of the investigation and the issuance of the permanent supplier's license by the IGC. In 1999, the Gaming Division and the IGC were able to timely complete a full investigation of all supplier license applicants, thus eliminating the need for the temporary supplier's license.

As the need for a temporary supplier's license no longer appears to exist, what was previously known as a permanent supplier's license is now referred to as a supplier's license. Should the need arise for a temporary supplier's license in the future, such a license will be so designated by the IGC.

The IGC granted seven (7) supplier's licenses during 1999. A supplier's license must be renewed annually following a request by the supplier and payment of the \$5,000 annual fee. Sixteen (16) supplier renewals were granted by the IGC in 1999. Two (2) suppliers requested and were granted the withdrawal of their license from the IGC.

Disciplinary Actions against Supplier Licensees

In Re Disciplinary Action Of: Bally Gaming Inc. ("Bally") Comp. No. 98-Bally-1 (formerly 98-Alliance-1). On December 8, 1998, the IGC initiated a disciplinary action against Alliance Gaming Corporation ("Alliance") that dealt with the fact that Alliance shipped two electronic gaming device programs into the State of Indiana when the programs had not been approved for use by the IGC. Additionally, Alliance had not provided the requisite notification to the IGC that the programs were being shipped to an Indiana riverboat. In 1999, at the request of Alliance and Bally, the IGC amended the complaint to reflect that Bally rather than their parent company Alliance, committed the violations referenced in the complaint. The disciplinary action was settled with Bally receiving a written reprimand in lieu of a monetary fine.

Denial of Supplier License

In Resolution 1999-2, the IGC denied the supplier's license of Jerry Beck Casino Connection for failure to provide additional information and documentation requested by the IGC. This information was required to complete the background investigation for a supplier's license.

SUPPLIER LICENSEES

Acres Gaming, Inc.

7115 Amigo St. Suite 150
Las Vegas, NV 89119

Supplier of slot accounting, player tracking
and progressive jackpot systems

Advanced Casino Systems Corp.

Expressway Corporate Center
200 Decadon Drive, Suite 100
Egg Harbor Township, NJ 08234-3899

Supplier of slot marketing and management
systems

Alliance Gaming Corp.

Bally Gaming, Inc.
6601 Bermuda Road
Las Vegas, NV 89119

Supplier of electronic gaming devices

Anchor Coin, Inc. d/b/a Anchor Games

815 Pilot Rd., Suite G
Las Vegas, NV 89119

Supplier of electronic gaming devices and
specialty coins

Aristocrat, Inc.

9895 Double R Blvd. #200
Reno, NV 89511-5917

Supplier of electronic gaming devices and
tracking systems

Atlantic City Coin & Slot Service Co., Inc. d/b/a AC Coin

201 W Decatur Avenue
Pleasantville, NJ 08232

Supplier of gaming equipment

Atronic Casino Tech., Ltd., LLC

15500 Greenway-Hayden Loop, Suite 1
Scottsdale, AZ 85260

Supplier of electronic gaming devices

The Bud Jones Co., Inc.

3640 South Valley View Blvd.
Las Vegas, NV 89103

Supplier of gaming equipment

Casino Data Systems

3300 Birtcher Drive
Las Vegas, NV 89118

Supplier of slot accounting, player tracking
and progressive jackpot systems

GameCash, Inc.

13705 First Avenue North
Plymouth, MN 55441

Supplier of financial services

Gaming Systems International

6000 South Eastern
Las Vegas, NV 89103

Supplier of tracking and accounting systems

George C. Matteson Co., Inc

d/b/a **GEMACO Playing Card Co.**
2925 N 7 Hwy

Blue Spring, MO 64014

Supplier of cards and other equipment

Hornblower Marine Services

One Buffington Harbor
Gary, IN 46406

Supplier of marine operations management

IEP, Ltd.

7701 E. Gray Road, Suites 1& 2
Scottsdale, AZ 85260

Supplier of surveillance and security systems

IGT

9295 Prototype Drive
Reno, NV 89511

Supplier of electronic gaming devices

Innovative Gaming Corp. of America

4725 Air Center Circle
Reno, NV 89502

Supplier of electronic gaming devices

Kilmartin Industries, Inc. d/b/a Roger Williams Mint (KI-RWM)

79 Walton Street; PO BX 2350
Attleboro, MA 02703

Supplier of gaming chips and tokens

JOM Inc. d/b/a Chipco International

999 Roosevelt Trail
Windham, ME 04062

Supplier of gaming chips and tokens

Lodging and Gaming Systems

50 W. Liberty Suite 400
Reno, NV 89501

Supplier of accounting software

Logical Solutions International, Inc.

289 White Horse Pike
Atco, NJ 08004

Supplier of computer hardware and software

Midwest Game Supply Co.
1119 N. Jefferson St.
PO Box 20
Kearney, MO 64060
Supplier of dice and table game accessories

Mikohn Gaming Corp.
1045 Palms Airport Dr
PO Box 98686
Las Vegas, NV 89119
Supplier of electronic gaming equipment

The Osborne Coinage Co.
2851 Massachusetts Avenue
Cincinnati, OH 45225
Supplier of tokens

Paul-Son Gaming Supplies, Inc.
1700 Industrial Rd.
Las Vegas, NV 89102
Supplier of chips, dice, cards and table layouts

PDS Financial Corporation
6171 McLeod Drive
Las Vegas, NV 89120
Supplier of financing and distribution of gaming products

Progressive Games, Inc.
5100 NW 33rd Avenue, Suite 225
Ft. Lauderdale, FL 33309
Supplier of table games with progressive jackpots

Riverboat Services, Inc.
One North Capitol Ave.
Indianapolis, IN 46204
Supplier of maritime services

Shuffle Master Gaming
1106 Palms Airport Drive
Las Vegas, NV 89119
Supplier of gaming and non-gaming products

Sigma Game, Inc.
7160 S. Amigo Street
Las Vegas, NV 89119
PH: (702) 260-3100
Supplier of electronic gaming devices

Silicon Gaming, Inc
Silicon Gaming-Indiana, Inc.
2800 W Bayshore Rd.
Palo Alto, CA 94303
Supplier of electronic gaming devices

**Spin for Cash Wide Area Progressive
Joint Venture**
1085 Palms Airport Dr
Las Vegas, NV 89119
Supplier of electronic gaming devices

The United States Playing Card Co.
4590 Beech St.
Cincinnati, OH 46212
Supplier of playing cards related products

VLC, Inc.
2311 S 7th Ave.
Bozeman, MT 59715
Supplier of electronic gaming devices and related services

V.S.R. Lock, Inc.
2324 S Highland
Las Vegas, NV 89102
Supplier of money storage and security products

WMS Gaming Inc.
3401 N California Ave.
Chicago, IL 60618
Supplier of electronic gaming devices

You Bet Tours
Mary Reymmer
9202 Kingston Pike
Knoxville, TN 37922
Supplier of junkets

CONTRACTS FOR PROFESSIONAL SERVICES

The IGC continues its contractual relationships with various entities for professional services. The areas of professional service are as follows: evaluation and testing of gaming devices and systems, legal services, publishing, evaluation of riverboat performance and badging requirements.

The IGC is continuing its contractual relationship with **Gaming Laboratories International, Inc. (GLI)**, Toms River, New Jersey. Under the terms of the proposed contract, GLI is to provide the following services:

- (1) On-site inspection and certification of electronic gaming devices, computer monitoring systems, other on-board electronic gaming equipment and associated equipment that is utilized by riverboat licensees.
- (2) Continued on-site inspections and certifications on an as-needed basis.
- (3) Testing and evaluation of electronic gaming devices and associated equipment at GLI's main facility and other locations agreed upon by GLI and the IGC.
- (4) Training of IGC personnel and agents.
- (5) Other related services as requested by the IGC, including consultation services with respect to gaming devices, software programs.

The terms of the contract require that the riverboat licensee or the manufacturer of the device be responsible for paying the fees of GLI for the inspections, certifications, testing, evaluation and training of IGC personnel and agents. Only when the IGC requests consultation and assistance will the IGC bear the costs of GLI's services.

The IGC continues its contractual relationship with **Virginia Dill McCarty** of the Indianapolis, Indiana law firm of Landman & Beatty. Ms. McCarty provides consultation and assistance with respect to numerous issues, including, but not limited to, bonds and the security with respect to the bonds, the types and amounts of insurance to be obtained and/or maintained by riverboat and supplier licensees, and other areas as requested by the IGC.

The IGC continues its contractual relationship with **Bernard L. Pylitt**, a partner in the law firm of Katzman Katzman & Pylitt of Indianapolis, Indiana. Mr. Pylitt serves as an Administrative Law Judge for the IGC in complaints filed against the IGC, disciplinary actions initiated by the IGC, and issues concerning the revocation or denial of licenses.

The IGC continues its contractual relationship with Indiana University on behalf of the **Center for Urban Policy & the Environment, School of Public and Environmental Affairs (SPEA)**. Pursuant to the terms of the contract SPEA will prepare an annual report for a period of five years that outlines the performance of each riverboat licensed by the IGC.

The IGC has entered into Memorandums of Understanding with each riverboat licensee¹, Identix, Inc., and Datacard. Identix was designated the appropriate vendor to install and service live-scan fingerprint systems. Datacard was designated the appropriate vendor to install and service the photo ID systems. The goods and services are for the use of the IGC in processing occupational licensees who work for the riverboat licensees. The goods and services are paid for by the riverboat licensee.

Because the monetary expenditure is being made by the riverboat licensee, yet the equipment is being utilized by the IGC, it was determined that Memorandums of Understanding are the appropriate mechanism in which to outline the various duties and responsibilities of each entity. Similar memorandums will be executed between the IGC, Identix, Datacard and each riverboat licensee as the riverboat licensees purchase the fingerprint and photo ID systems.

In fulfilling its other statutory mandates, the IGC has continued to enter into Memorandums or Letters of Understanding with other agencies regarding the sharing of information with other jurisdictions and agencies to ensure that the IGC has the best possible information on each application for a license with respect to any regulatory matters that may arise after licensure.

¹ To date this includes Aztar Indiana Gaming Company, LLC, Blue Chip Casino, LLC, Empress Casino Hammond Corp., Grand Victoria Casino & Resort, LLC, Harrah's Operating Company, Inc., Indiana Gaming Company, L.P., The Majestic Star Casino, LLC, RDI/Caesars Indiana, and Trump Indiana, Inc.

LAWSUITS

The IGC was a party to two lawsuits during 1999. Both of the lawsuits had been filed in a previous year, and the lawsuits each reached a resolution at the trial court level during the year. However, the lawsuit titled, **Walter H. Schulz, Jack Phillips, Earl Becker and American Legion Post #497 v. State of Indiana and Indiana Gaming Commission** is not final due to the filing of an appeal.

On October 25, 1996, Plaintiffs, Walter H. Schulz, Jack Phillips and Earl Becker, filed a complaint in Floyd County naming the above parties and the Members of the 108th General Assembly and each IGC Commissioner individually as Defendants. The complaint originally alleged the following:

- 1) That the law regulating riverboat gambling within the State of Indiana violates Article 1, Section 23 of the Indiana Constitution and creates an unequal privilege to those classes of citizens who support riverboat gambling and does not apply to all counties in Indiana since some counties contiguous to a navigable river capable of supporting a riverboat casino are excluded.
- 2) That the inclusion of the Riverboat Gambling Act (HB 1107) contained in House Bill 1001 (the budget bill) is void, invalid and unenforceable because riverboat gambling is not related to the remainder of HB 1001.

- 3) That the Plaintiffs should be granted a jury trial and that the Court should award them costs and attorney's fees incurred for litigation expenses.

On June 30, 1998, the Plaintiffs amended the complaint to include the American Legion Post #497 as a plaintiff to the complaint and removed the Members of the 108th General Assembly and each IGC Commissioner individually as Defendants. The complaint was further amended to include an additional Indiana constitutional claim that penal laws must be of general and uniform operation and the law regulating riverboat gambling violates this principal. The amended complaint no longer requests a jury trial.

On July 24, 1998, the Honorable Robert L. Bennett, Judge, Washington Circuit Court was appointed to serve as Special Judge. A Motion to Dismiss and a Supplemental Motion to Dismiss was filed by the Attorney General's Office on behalf of the IGC.

On June 10, 1999, the Honorable Special Judge Robert L. Bennett entered an Order of the Court granting the Motion to Dismiss and Supplemental Motion to Dismiss filed on behalf of the IGC. The Order stated the following:

- 1) The Plaintiffs' complaint failed to allege any facts indicating that these particular Plaintiffs have been injured or are in any immediate danger to sustain any direct injury to any right, title or interest as a result of the General Assembly's passage of the Riverboat Gambling Act.

2) That the Plaintiffs delay in bringing the action for some three years after the Riverboat Gambling Act was passed presented a further bar to the action by way of laches.

The Plaintiffs have appealed the Order entered by the Honorable Special Judge to the Indiana Court of Appeals. The reply brief to be filed by the Attorney General's Office on behalf of the IGC is due in 2000. This lawsuit is currently pending.

The second lawsuit involving the IGC was titled, **James Rodney Martin v. Indiana Gaming Commission.** On February 5, 1998, Mr. Martin filed a complaint in Marion

County naming the Indiana Gaming Commission as the Defendant. The complaint alleged that the IGC failed to provide the Plaintiff, Mr. Martin, with copies of documents that Mr. Martin considered public documents. The IGC maintained that the documents were confidential under IC 5-14-3-4(a)(4), "Records containing trade secrets". The trial occurred on June 8, 1999, before David A. Shaheed, Magistrate of the Marion Superior Court Civil Division, Room IV. Magistrate Shaheed entered the Entry of Judgment on June 9, 1999. The Judgment was for the IGC and access to the documents requested by Mr. Martin was denied. The deadline to appeal the Entry of Judgment has passed and this lawsuit is final.

RESOLUTIONS

The Riverboat Gambling Act requires the IGC to hold at least one meeting each quarter of the fiscal year. In 1999, the IGC held meetings on the following dates:

February 26, 1999
March 29, 1999
May 14, 1999
August 20, 1999
September 14, 1999
November 8, 1999

During these meetings, the IGC passed 39 resolutions. The topics covered by the resolutions adopted by the IGC are categorized as follows:

Transfer of Riverboat Ownership	3
Restructuring of Riverboat Ownership	4
Extension of Certificates of Suitability	2
Debt Acquisition Consideration	6
Bond Reduction	1
Issues Concerning Supplier's Licenses	12
Issues Concerning Occupational Licenses	1
Adoption of Rules; Promulgation Process	4
Conditional Approval of a Game	6

MINORITY AND WOMEN BUSINESS ENTERPRISE ISSUES

The Indiana General Assembly has placed provisions in the ACT designed to insure that opportunity exists for significant minority and women's business enterprise participation in the riverboat industry. The ACT requires riverboat licensees to expend at least ten percent (10%) of the dollar value of the licensee's purchases for goods and services with minority business enterprises ("MBEs"), and expend at least five percent (5%) of the dollar value of those purchases with women's business enterprises ("WBEs").

Certification

Only purchases made from certified MBEs and/or WBEs are counted toward credit for statutory compliance. In order to be certified, a business must be fifty-one percent (51%) minority or woman owned, and the owner must control and manage the daily operations of the business.

The Office of Minority Business Development is the state agency responsible for the certifications of minority, women, and other disadvantaged business enterprises. In order to provide continuity in the certification process, IGC has entered into a Memorandum of Understanding with this office to review and certify applications submitted by MBEs and WBEs wishing to do business with Indiana riverboats. Once certified, dollars expended with these businesses will count toward the statutory goals found in the ACT.

Reporting & Auditing

Riverboat licensees are required to file an annual report to the IGC in January of each year containing all expenditures made by the riverboat licensee in the previous calendar year. Licensees must then break out the expenditures that are not

"qualified" goods and services including those which fall under the five (5) statutory exemptions found in IC 4-33-14-5. Once the qualified purchases are identified, licensees must then list all purchases of goods and services that they have made from certified MBEs and WBEs.

The MBE/WBE annual reports are subjected to a two-part auditing process which involves both IGC and Minority Business Development. The IGC examines the reports to insure that all purchases exempted by the licensee under IC 4-33-14-5 fall within the categories listed in the statute. Minority Business Development verifies that businesses listed as MBEs and WBEs are certified, and that dollar figures claimed match those reported by the vendor.

Caesars

Upon examination of its expenditures, the IGC found that Caesars purchasing statistics and efforts in the MBE/WBE area fell far short of the statutory goals of the program. In 1999, IGC required Caesars to file an action plan that, if followed, would result in Caesars meeting both the statutory goals of ten percent (10%) and five percent (5%), and exceeding the goals to the extent required to make up purchase dollars not expended in past years.

The IGC approved Caesars MBE/WBE Action Plan at a meeting held on November 8, 1999. Additionally, the IGC required Caesars to set aside \$4,000,000 in a fund designed to help grow and support the minority and women business community. In 2000, the IGC intends to focus on the efforts of the other riverboat licensees, taking action where appropriate.

Riverboat MBE and WBE Report 1997

Riverboat	MBE %	WBE %	Qualified Purchases	Amount MBE	Amount WBE
Argosy Casino	4.37	4.31	113,389,083	4,952,245	4,888,135
Casino Aztar	2.34	11.93	20,820,200	486,343	2,483,806
Blue Chip Casino	2.92	1.56	90,354,460	2,636,415	1,410,509
Caesars	0.02	0.07	70,685,293	15,344	52,671
Empress Casino	5.43	3.87	45,574,836	2,474,678	1,764,422
Grand Victoria Casino	3.07	1.07	63,230,728	1,940,149	674,520
Majestic Star Casino	3.89	3.81	54,890,307	2,135,364	2,090,825
Showboat Casino*	1.31	2.2	86,728,905	1,137,462	1,904,033
Trump Casino	5.69	1.41	30,488,106	1,733,649	428,399
Totals			\$ 576,161,918	\$ 17,511,649	\$ 15,697,320

Statewide % 3.04 2.72

Riverboat MBE and WBE Report 1998**

Riverboat	MBE %	WBE %	Qualified Purchases	Amount MBE	Amount WBE
Argosy Casino	3.5	10.06	47,419,304	1,657,478	4,768,784
Casino Aztar	6.51	15.9	19,462,105	1,267,634	3,094,170
Blue Chip Casino	2.66	7.22	18,371,401	488,796	1,325,571
Caesars	2.08	0.85	124,667,560	2,597,981	1,057,399
Empress Casino	12.82	3.31	49,169,073	6,304,899	1,625,468
Grand Victoria Casino	6.27	4.05	30,700,066	1,924,933	1,244,354
Majestic Star Casino	12.93	2.23	18,811,955	2,432,978	419,268
Showboat Casino*	7.77	3.13	34,379,322	2,671,624	1,077,636
Trump Casino	10.59	3.81	22,515,507	2,383,918	857,435
Totals			\$ 365,496,293	\$ 21,730,241	\$ 15,470,085

Statewide % 5.95 4.23

* Showboat Casino was acquired by Harrah's in February of 1999 and is now named Harrah's East Chicago.

** Amounts listed for 1998 MBE and WBE purchases are still under review by Minority Business Development and are subject to future adjustment. The amounts for 1999 are being compiled in 2000.

INFORMATION TECHNOLOGY DIVISION

The Information Technology Division (IT) is responsible for the implementation and support of information systems and their corresponding hardware technologies. This support covers the IGC central office as well as the remote IGC offices at each riverboat property. The supported information systems include end-user computing tools and custom designed applications. IT also coordinates the wide area network data communication to the remote gaming locations.

The goal of this division is to enhance productivity through the continuous automation of day to day operations. Accomplishments in 1999 include Y2K upgrades to hardware and software, implementation of a confidential internal reporting system, design and development of the Electronic Tax Filing System, and support of the Occupational Licensing System which, in its second year of operation, appears to be performing up to expectations.

Through the diligent execution of the 1998 plan for hardware and software upgrades, appropriate measures were taken to ensure that potential Y2K issues would not negatively impact IGC offices. As of the date of this report, IGC has not experienced any Y2K-related computer system malfunctions.

The confidential internal reporting system was implemented for the filing of reports from the IGC/ISP agents located at the various dockside locations. Continuous expansion will be ongoing during the replacement of numerous manual reports and documents.

The Electronic Tax Filing System has been designed, developed and tested with the expertise of an application developer. This system will allow the riverboat licensees to prepare and file Form RG-1 with their daily admission data and adjusted gross receipts information, as well as, calculate the admission and wagering tax due. The month-end financial reports will also be submitted via this system. Upon completion of parallel testing, system implementation will occur during the first quarter of 2000.

A significant project is being planned for 2000; a computerized inventory management system for the tracking of electronic gaming devices (EGD). This system will improve the flow of the approval process and expedite change management for EGD conversions and movements at each riverboat licensee.

INTERNET RESOURCES

The IGC maintains extensive resources on its Web site at www.state.in.us/gaming. These resources include notices and agendas of public meetings, yearly casino evaluations, IGC annual reports, resolutions, and a link to the Indiana Code.

This site also contains monthly revenue reports, which are posted on the 20th of every month at 10 a.m. If the 20th falls on a weekend or holiday the report is posted on the next business day at 10 a.m.

LEGISLATION

At the time IGC published the 1998 Annual Report, several pieces of legislation pertaining to riverboat gaming were pending in the General Assembly First Regular Session of the 111th Indiana General Assembly, none of which resulted in revisions to the Indiana Code.

The Second Regular Session of the 111th Indiana General Assembly was underway at the time of this report. Several bills related to riverboat gaming had been introduced for consideration and any new laws created by this legislation will be reported in the 2000 Annual Report.

PROMOTIONS

In order to maintain the integrity of gaming in Indiana, all promotional activity conducted by riverboat licensees is subject to review by the IGC. Promotional activity includes, but is not limited to, slot and live gaming tournaments, contests and special events, such as parties, held on casino property.

In 1999, the IGC conducted regulatory overviews of 487 submissions, 459 of those resulted in a favorable review by IGC staff.

The following is a breakdown of the 487 gaming related and non-gaming related promotions:

Non-Gaming Related (Reviewed)	380
Gaming Related (Approved)	79
Disapproved	5
Pending (No other Activity)	23

ADMISSION AND WAGERING TAX

In August 1999, the total admission and wagering tax collected since the start of riverboat gaming in December 1995 reached the billion-dollar level (\$1,027,231,767).

The charts and graphs in this section are a compilation of the monthly riverboat statistical reports for 1999. This information reflects the total amount of admissions, win from EGDs and table games and wagering and admission tax for 1999, as reported by each of the nine operating riverboat licensees. For informational purposes, the disposition of the wagering and admission tax is included for 1999, as well as a five-year compilation for 1995 – 1999.

Throughout the year, on the 20th day of each month, or the next business day following the 20th, IGC provides a revenue release of the wagering and admission tax and monthly riverboat statistical information for the preceding month. These reports are available at the IGC Web site: <http://www.ai.org/gaming>.

The admission tax is imposed on the admissions to gambling excursions at a rate of three dollars (\$3) for each person admitted to the gambling excursion. The admission tax is based the number of patrons who board for an excursion (turnstile count), plus all patrons who have remained aboard the vessel for more than one cruise (multiple excursion count).

The wagering tax is imposed on the adjusted gross receipts received from authorized gambling games at the rate of twenty percent (20%) of the amount of the adjusted gross

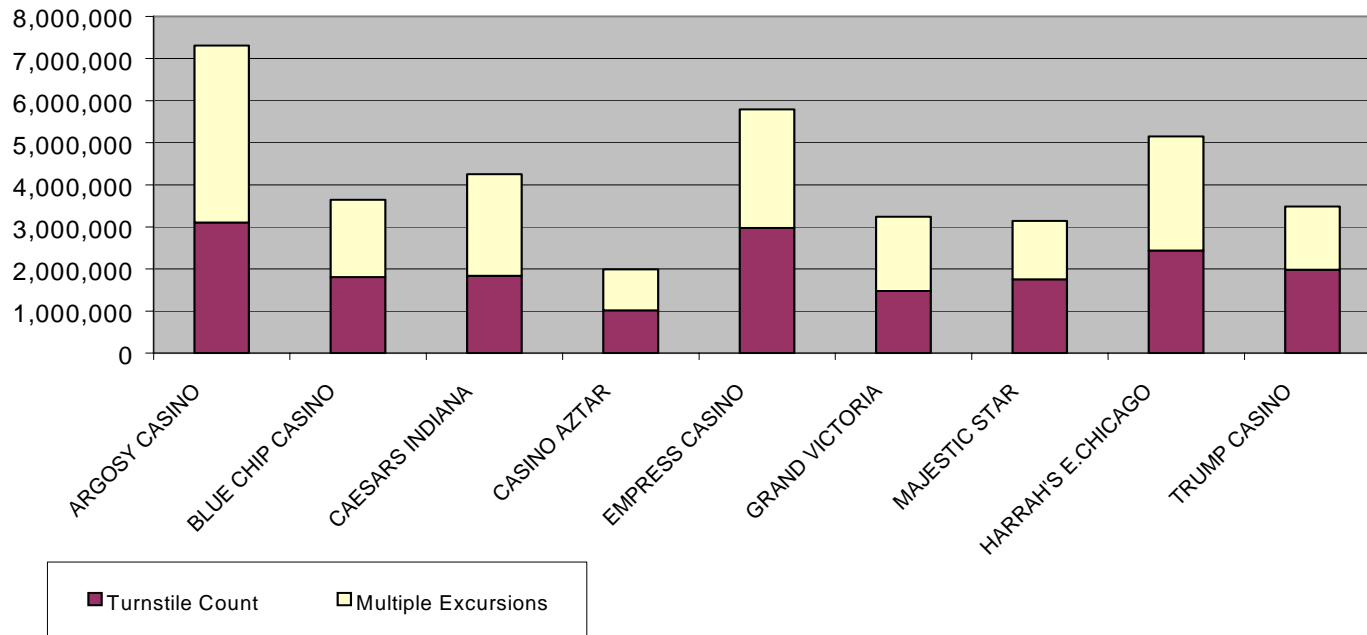
receipts¹(AGR). There are two categories of authorized gambling games; electronic gaming devices (EGD/slot machines) and live gaming devices (table games). The income generated by these devices, commonly known as win, is the major component of AGR.

The ACT defines the disposition of the tax revenue to the appropriate unit of state or local government depending upon the tax type. The actual distribution of these funds is coordinated by the offices of the State Treasurer and the State Auditor.

In 2000, the RG-1 through RG-9 forms will be electronically filed by the riverboats. January, February and March are the parallel testing months, in which the riverboats will continue filing and paying taxes on the manual forms comparing them to the electronically filed forms. In April, assuming the parallel testing is successful, the manual forms will no longer be used.

¹ In accordance with IC 4-33-2-2, adjusted gross receipts is defined as the total of all cash and property whether collected or not, received by a licensee from gaming operations; minus the total of (A) all cash paid out as winnings to patrons and (B) uncollectible gaming receivables, not to exceed the lesser of (i) a reasonable provision for uncollectible patron checks received from gaming operations; or (ii) two percent of the total of all sums, including checks whether collected or not, less the amount paid out as winnings to patrons.

1999 TOTAL ADMISSIONS PER RIVERBOAT



	ARGOSY CASINO	BLUE CHIP CASINO	CAESARS INDIANA	CASINO AZTAR	EMPRESS CASINO	GRAND VICTORIA	MAJESTIC STAR	HARRAH'S E.CHICAGO	TRUMP CASINO
TURNSTILE COUNT	3,103,588	1,806,161	1,836,869	1,016,174	2,976,249	1,475,132	1,753,984	2,436,817	1,983,350
MULTIPLE EXCURSIONS	4,205,385	1,839,467	2,413,398	971,797	2,816,438	1,766,217	1,389,132	2,710,610	1,502,230
TOTAL ADMISSIONS	7,308,973	3,645,628	4,250,267	1,987,971	5,792,687	3,241,349	3,143,116	5,147,427	3,485,580

SUMMARY OF STATEWIDE ADMISSIONS, GAMING OPERATIONS, AND TAX As Reported for the Year Ended December 31, 1999

ADMISSIONS	Turnstile Count	18,388,324
	Multiple Excursions	<u>19,614,674</u>
	TOTAL ADMISSIONS	38,002,998

GAMING OPERATIONS

Numbers are in thousands, except for the number of units.

EGD'S	UNITS*	COIN IN	WIN
Nickles**	1,027	1,048,730	86,719
25 CENT	6,909	5,650,004	464,267
50 CENT	1,015	1,117,347	81,593
\$ 1	5,048	8,275,299	478,308
\$ 2	51	89,225	4,721
\$ 5	545	1,575,848	71,829
\$ 10	67	212,331	8,230
\$25***	80	485,080	12,246
\$100	13	25,783	1,690
Other	2	399	45
TOTAL	14,757	\$ 18,480,046	\$ 1,209,648

* as of 12/31/99

** includes 34 units of the ten cent denomination

*** includes 12 units of \$20 denomination

Numbers are in thousands, except for number of units.

TABLE GAMES	UNITS*	DROP	WIN
Blackjack/21	407	978,225	158,363
Poker	45	12,754	12,763
Craps	63	392,371	74,829
Roulette	48	126,976	36,396
Mini Bac	18	85,375	14,543
Baccarat	1	115	37
Big Six	6	4,667	2,395
Caribbean Stud	54	126,060	31,408
Let It Ride	17	44,367	8,239
Pai Gow Poker	9	10,847	2,691
3 Card Poker	15	37,185	5,815
TOTAL	683	\$ 1,818,942	\$ 347,481

TOTAL TAX

Numbers are in thousands.

	ADMISSION TAX	WAGERING TAX	TOTAL TAX
ARGOSY CASINO	21,930	61,637	83,567
BLUE CHIP CASINO	10,937	32,129	43,066
CAESARS INDIANA *	12,751	31,473	44,224
CASINO AZTAR	5,964	18,900	24,864
EMPRESS CASINO	17,378	45,875	63,253
GRAND VICTORIA	9,724	28,944	38,668
HARRAH'S **	15,547	41,366	56,913
MAJESTIC STAR	9,429	23,465	32,894
TRUMP CASINO	10,457	27,749	38,206
TOTAL ***	\$ 114,117	\$ 311,538	\$ 425,655

* Caesars Indiana was temporarily closed from June 6-18, 1999, due to river conditions.

** Showboat was acquired by Harrah's and the acquisition was approved by the Commission in February 1999.

*** The calculation of wagering tax is based upon the AGR which includes adjustments such as chip and token float not included in win figures.

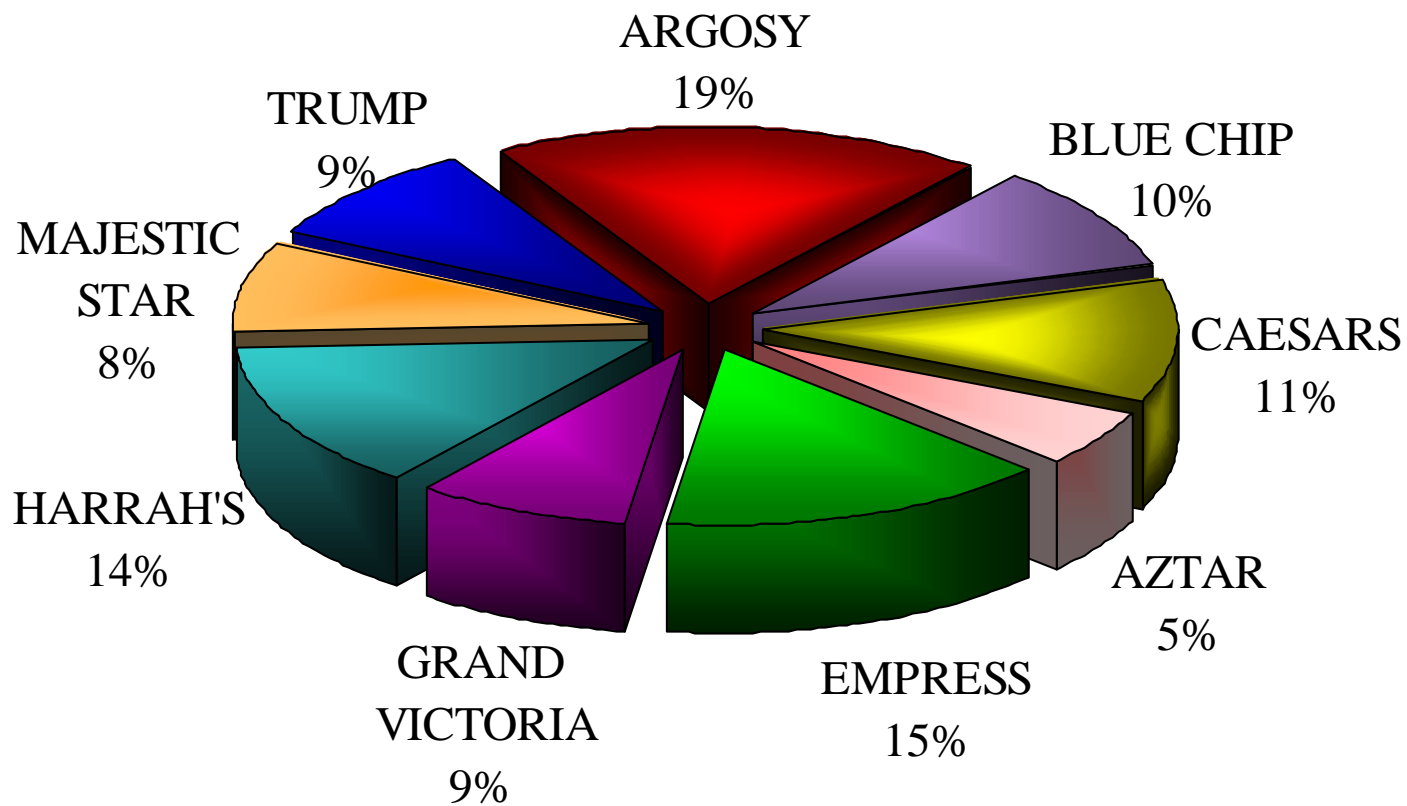
1999 ADMISSION TAX REPORTED AND DISPOSITION

TAX REPORTED	ARGOSY CASINO	BLUE CHIP CASINO	CAESARS INDIANA	CASINO AZTAR	EMPRESS CASINO	GRAND VICTORIA	HARRAH'S E.CHICAGO	MAJESTIC STAR	TRUMP CASINO	GRAND TOTAL
JANUARY	1,569,675	711,537	996,906	395,685	1,300,110	599,460	1,034,328	685,554	824,631	8,117,886
FEBRUARY	1,794,816	897,909	1,169,529	466,089	1,483,866	759,813	1,186,218	848,985	933,975	9,541,200
MARCH	1,919,952	944,601	1,205,760	542,277	1,589,796	771,747	1,351,515	831,294	875,811	10,032,753
APRIL	1,868,952	1,019,115	1,205,043	537,189	1,545,711	806,424	1,411,773	833,229	911,988	10,139,424
MAY	1,811,007	957,258	1,116,120	520,416	1,519,320	768,957	1,375,407	834,111	878,367	9,780,963
JUNE	1,738,614	881,280	557,010	511,419	1,410,891	822,648	1,275,864	745,608	782,817	8,726,151
JULY	2,064,165	1,054,422	1,189,530	587,253	1,514,442	988,476	1,498,131	836,460	912,957	10,645,836
AUGUST	1,924,344	967,029	1,065,168	502,023	1,498,845	906,897	1,348,014	752,832	898,995	9,864,147
SEPTEMBER	1,820,314	910,632	1,127,085	479,430	1,428,129	852,618	1,278,114	736,284	824,985	9,457,591
OCTOBER	1,904,232	950,898	1,101,276	491,553	1,465,464	897,981	1,311,786	799,107	910,455	9,832,752
NOVEMBER	1,791,480	875,961	1,035,849	448,434	1,357,701	823,593	1,281,024	783,741	889,140	9,286,923
DECEMBER	1,722,348	766,242	981,525	482,145	1,263,786	725,526	1,194,924	742,143	812,619	8,691,258
TOTAL	\$ 21,929,899	\$ 10,936,884	\$ 12,750,801	\$ 5,963,913	\$ 17,378,061	\$ 9,724,140	\$ 15,547,098	\$ 9,429,348	\$ 10,456,740	\$ 114,116,884

DISPOSITION OF ADMISSION TAX

Vanderburgh County	n/a	n/a	n/a	1,987,971	n/a	n/a	n/a	n/a	n/a	1,987,971
City of Evansville	n/a	n/a	n/a	1,987,971	n/a	n/a	n/a	n/a	n/a	1,987,971
Lake County	n/a	n/a	n/a	n/a	5,792,687	n/a	5,182,366	3,143,116	3,485,580	17,603,749
City of East Chicago	n/a	n/a	n/a	n/a	n/a	n/a	5,182,366	n/a	n/a	5,182,366
City of Gary	n/a	n/a	n/a	n/a	n/a	n/a	n/a	3,143,116	3,485,580	6,628,696
City of Hammond	n/a	n/a	n/a	n/a	5,792,687	n/a	n/a	n/a	n/a	5,792,687
Ohio County	n/a	n/a	n/a	n/a	n/a	3,241,380	n/a	n/a	n/a	3,241,380
City of Rising Sun	n/a	n/a	n/a	n/a	n/a	3,241,380	n/a	n/a	n/a	3,241,380
Dearborn County	7,309,966	n/a	n/a	n/a	n/a	n/a	n/a	n/a	n/a	7,309,966
City of Lawrenceburg	7,309,966	n/a	n/a	n/a	n/a	n/a	n/a	n/a	n/a	7,309,966
Harrison County	n/a	n/a	8,500,534	n/a	n/a	n/a	n/a	n/a	n/a	8,500,534
Laporte County	n/a	3,645,628	n/a	n/a	n/a	n/a	n/a	n/a	n/a	3,645,628
City of Michigan City	n/a	3,645,628	n/a	n/a	n/a	n/a	n/a	n/a	n/a	3,645,628
County Convention & Visitors	730,997	364,563	425,027	198,797	579,269	324,138	518,237	314,312	348,558	3,803,896
State Fair Commission	1,096,495	546,844	637,540	298,196	868,903	486,207	777,355	471,467	522,837	5,705,844
Division of Mental Health	730,997	364,563	425,027	198,797	579,269	324,138	518,237	314,312	348,558	3,803,896
IN Horse Racing Commission	4,751,478	2,369,658	2,762,674	1,292,181	3,765,247	2,106,897	3,368,538	2,043,025	2,265,627	24,725,325
Total										\$ 114,116,884

ADMISSION TAX - \$ 114,116,884
As reported for the year ended December 31, 1999



SUMMARY OF EGD ACTIVITY
As reported for the year ended December 31, 1999

UNITS*	ARGOSY CASINO	BLUE CHIP CASINO	CAESARS INDIANA	CASINO AZTAR	EMPRESS CASINO	GRAND VICTORIA	HARRAH'S E. CHICAGO	MAJESTIC STAR	TRUMP CASINO
nickel **	181	n/a	165	44	101	106	217	143	70
25 cent	1,013	675	1,447	528	620	727	693	613	593
50 cent	170	82	239	105	120	50	91	88	70
\$1	543	506	543	517	744	491	733	502	469
\$2	n/a	n/a	n/a	25	9	10	n/a	n/a	7
\$5	68	53	105	61	56	52	67	54	29
\$10	20	5	28	11	3	n/a	n/a	n/a	n/a
\$25 ***	9	15	12	5	4	8	6	10	11
\$100	n/a	n/a	6	2	3	n/a	2	n/a	n/a
other	n/a	n/a	2	n/a	n/a	n/a	n/a	n/a	n/a
TOTAL	2,004	1,336	2,547	1,298	1,660	1,444	1,809	1,410	1,249
COIN IN									
nickel **	215,175,366	n/a	83,955,418	41,305,024	131,151,404	72,965,916	264,456,319	160,269,761	79,450,767
25 cent	1,220,418,045	660,355,322	571,318,036	245,346,799	693,459,925	546,003,846	726,693,971	432,460,498	553,947,524
50 cent	342,697,644	92,019,519	145,019,968	52,354,458	164,188,964	56,125,043	109,985,530	83,691,236	71,264,803
\$1	1,538,132,660	1,070,895,088	608,167,521	406,816,681	1,449,069,813	824,813,720	1,134,636,653	476,019,104	766,747,540
\$2	n/a	n/a	n/a	13,470,004	20,050,776	28,983,040	n/a	n/a	26,721,360
\$5	371,877,011	172,720,450	151,131,217	105,049,009	174,130,670	237,274,510	160,608,890	87,309,500	115,746,455
\$10	135,621,374	18,055,630	24,612,010	22,454,300	11,587,620	n/a	n/a	n/a	n/a
\$25 ***	97,659,475	135,365,650	10,787,520	13,172,225	29,510,750	67,488,900	37,959,200	47,162,325	45,973,540
\$100	n/a	n/a	5,969,100	10,027,000	370,500	n/a	9,416,800	n/a	n/a
other	n/a	n/a	399,500	n/a	n/a	n/a	n/a	n/a	n/a
TOTAL	\$ 3,921,581,575	\$ 2,149,411,659	\$ 1,601,360,290	\$ 909,995,500	\$ 2,673,520,422	\$ 1,833,654,975	\$ 2,443,757,363	\$ 1,286,912,424	\$ 1,659,851,989
WIN									
nickel **	15,525,490	n/a	6,633,899	3,585,547	10,175,287	5,832,088	23,370,036	14,861,171	6,735,175
25 cent	93,953,072	56,539,206	45,053,245	23,076,654	61,357,109	45,135,970	59,117,432	34,777,985	45,255,982
50 cent	20,080,881	6,728,435	11,067,986	5,219,780	13,560,815	4,579,572	9,443,352	6,505,112	4,406,980
\$1	79,962,879	58,848,190	37,979,472	31,942,182	85,969,262	48,781,956	63,055,368	28,245,540	43,522,902
\$2	n/a	n/a	n/a	1,185,870	1,015,218	1,480,056	n/a	n/a	1,039,706
\$5	16,770,212	6,737,597	6,427,689	6,214,967	8,057,211	10,274,205	7,663,102	3,963,448	5,720,731
\$10	4,026,201	919,020	1,527,333	1,213,959	543,916	n/a	n/a	n/a	n/a
\$25 ***	2,130,654	3,479,775	581,332	790,250	910,531	1,288,840	540,104	1,157,331	1,367,502
\$100	n/a	n/a	444,400	789,082	36,100	n/a	420,700	n/a	n/a
other	53,480	n/a	(8,161)	n/a	n/a	n/a	n/a	n/a	n/a
TOTAL	\$ 232,502,869	\$ 133,252,223	\$ 109,707,195	\$ 74,018,291	\$ 181,625,449	\$ 117,372,687	\$ 163,610,094	\$ 89,510,587	\$ 108,048,978

* as of 12/31/99

** for Casino Aztar this category represents a ten cent denomination.

*** for Caesars Indiana this category represents a \$ 20 denomination.

SUMMARY OF TABLE GAME ACTIVITY

As reported for the year ended December 31, 1999

UNITS*	ARGOSY CASINO	BLUE CHIP CASINO	CAESARS INDIANA	CASINO AZTAR	EMPRESS CASINO	GRAND VICTORIA	HARRAH'S E. CHICAGO	MAJESTIC STAR	TRUMP CASINO
Blackjack/21	70	40	88	42	37	32	33	36	29
Poker	n/a	n/a	9	7	8	6	15	n/a	n/a
Craps	11	5	16	8	5	5	5	4	4
Roulette	8	4	10	5	4	4	6	4	3
Mini Bac	2	1	2	1	3	n/a	4	2	3
Baccarat	n/a	n/a	1	n/a	n/a	n/a	n/a	n/a	n/a
Big Six	1	n/a	2	1	n/a	n/a	n/a	1	1
Caribbean Stud	12	4	10	4	3	6	4	4	7
Let It Ride	4	n/a	4	2	1	2	2	2	n/a
Pai Gow Poker	n/a	n/a	3	n/a	n/a	n/a	n/a	2	4
Three Card Poker	n/a	3	n/a	3	3	1	3	2	n/a
other	n/a	n/a	n/a	n/a	n/a	n/a	n/a	n/a	n/a
TOTAL	108	57	145	73	64	56	72	57	51
DROP									
Blackjack/21	201,982,853	84,601,797	124,027,387	49,949,063	142,373,079	68,696,252	132,388,577	84,973,194	89,233,034
Poker	n/a	n/a	2,153,962	977,295	2,575,759	1,907,800	4,900,281	239,090	n/a
Craps	80,761,842	22,508,431	59,356,865	24,652,371	54,736,392	27,994,181	53,641,210	25,430,620	43,289,042
Roulette	26,627,418	12,433,062	14,150,015	6,260,506	21,486,968	8,081,014	18,464,224	9,391,054	10,082,052
Mini Bac	6,142,704	3,714,038	5,471,959	324,592	20,855,475	n/a	21,355,270	6,274,953	21,235,604
Baccarat	n/a	n/a	110,794	4,224	n/a	n/a	n/a	n/a	n/a
Big Six	1,610,830	n/a	1,231,085	362,764	n/a	n/a	516,160	190,849	755,569
Caribbean Stud	34,309,867	11,479,908	16,939,550	5,121,680	10,729,451	11,797,607	14,658,998	8,401,762	12,620,791
Let It Ride	14,126,347	n/a	8,417,195	3,413,429	4,041,333	6,358,348	4,479,388	3,530,621	n/a
Pai Gow Poker	n/a	n/a	2,050,187	n/a	n/a	n/a	n/a	2,971,367	5,825,770
Three Card Poker	n/a	8,998,239	n/a	6,628,116	10,641,457	1,619,504	3,107,143	6,190,740	n/a
other	n/a	n/a	n/a	n/a	n/a	n/a	n/a	n/a	n/a
TOTAL	\$ 365,561,861	\$ 143,735,475	\$ 233,908,999	\$ 97,694,040	\$ 267,439,914	\$ 126,454,706	\$ 253,511,251	\$ 147,594,250	\$ 183,041,862
WIN									
Blackjack/21	36,148,118	13,821,735	21,177,132	8,892,620	20,952,957	12,424,588	16,060,363	14,481,544	14,403,978
Poker	n/a	n/a	2,153,962	977,295	2,575,759	1,907,800	4,900,281	239,090	n/a
Craps	18,433,060	4,442,898	11,440,689	5,467,367	9,838,730	5,822,493	8,610,601	4,642,588	6,131,010
Roulette	7,966,265	3,863,173	4,183,718	1,960,511	6,066,383	2,342,274	4,595,749	2,593,826	2,824,460
Mini Bac	1,260,253	462,368	928,269	87,398	3,340,480	n/a	4,125,625	1,284,411	3,054,264
Baccarat	n/a	n/a	32,193	5,187	n/a	n/a	n/a	n/a	n/a
Big Six	896,245	n/a	578,983	178,579	n/a	n/a	266,226	95,397	379,928
Caribbean Stud	8,869,761	3,298,522	4,455,121	1,428,525	2,491,255	3,226,306	3,148,427	1,973,489	2,517,020
Let It Ride	2,089,545	n/a	1,957,709	628,902	633,760	1,193,824	890,787	844,429	n/a
Pai Gow Poker	n/a	n/a	500,151	n/a	n/a	n/a	n/a	684,323	1,506,461
Three Card Poker	n/a	1,464,908	n/a	1,066,200	1,609,316	253,896	522,744	898,324	n/a
other	n/a	n/a	n/a	n/a	n/a	n/a	8,815	n/a	n/a
TOTAL	\$ 75,663,247	\$ 27,353,604	\$ 47,407,927	\$ 20,692,584	\$ 47,508,640	\$ 27,171,181	\$ 43,129,618	\$ 27,737,421	\$ 30,817,121

* as of 12/31/99

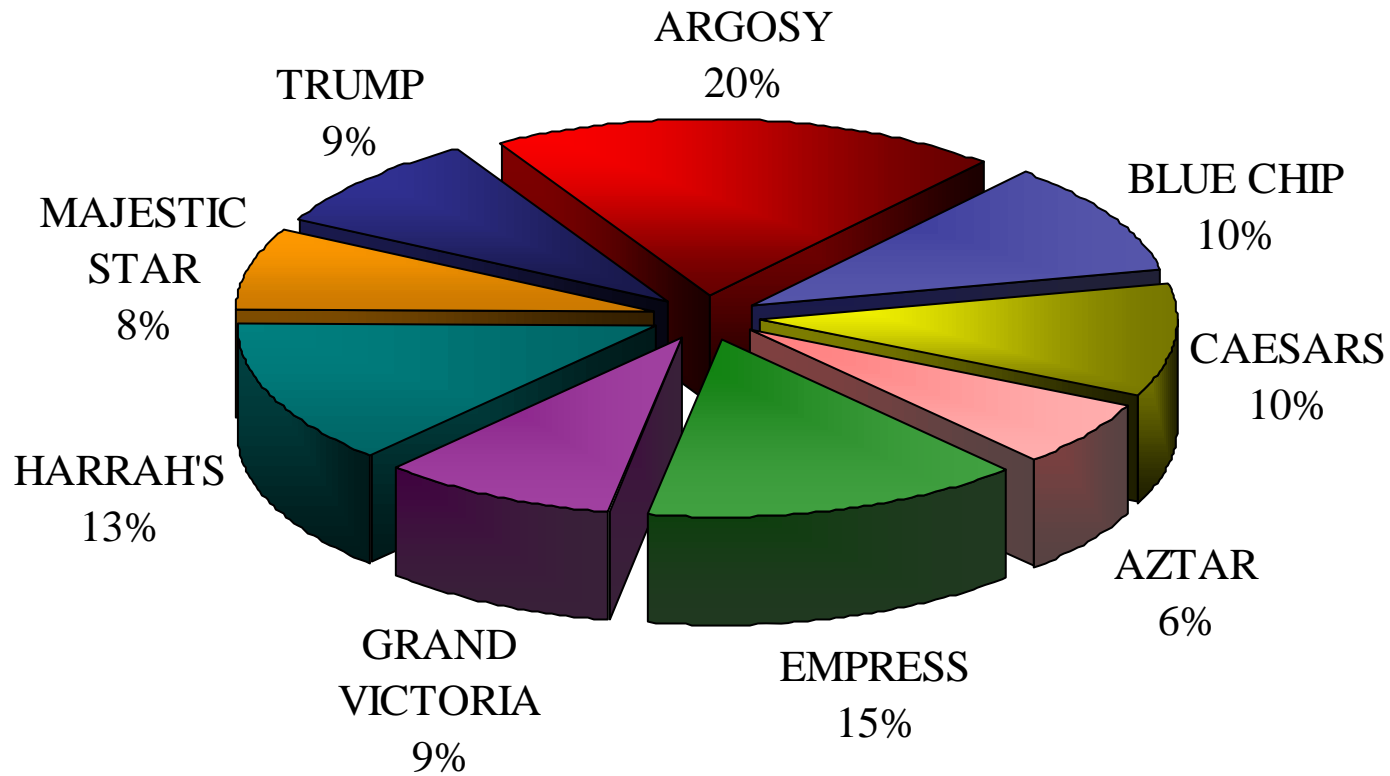
1999 WAGERING TAX REPORTED AND DISPOSITION

TAX REPORTED	ARGOSY CASINO	BLUE CHIP CASINO	CAESARS INDIANA	CASINO AZTAR	EMPRESS CASINO	GRAND VICTORIA	HARRAH'S E.CHICAGO	MAJESTIC STAR	TRUMP CASINO	GRAND TOTAL
JANUARY	4,545,246	2,060,791	2,301,500	1,477,077	3,372,038	1,844,987	2,463,475	1,643,985	2,047,093	21,756,192
FEBRUARY	4,797,287	2,457,477	2,624,485	1,583,749	3,947,692	2,354,950	3,053,012	2,078,338	2,598,028	25,495,018
MARCH	5,267,877	2,754,303	2,844,994	1,590,208	4,199,380	2,419,252	3,434,317	2,059,736	2,449,111	27,019,178
APRIL	5,086,180	2,860,850	3,092,041	1,661,038	4,054,149	2,384,191	3,325,390	2,179,146	2,642,263	27,285,248
MAY	5,204,796	2,687,414	2,902,831	1,627,756	4,090,893	2,384,265	3,677,622	2,037,735	2,336,235	26,949,547
JUNE	4,995,747	2,571,746	1,354,073	1,616,566	3,859,544	2,425,993	3,543,681	1,876,644	2,114,113	24,358,107
JULY	5,629,164	3,133,841	2,922,906	1,801,379	3,981,123	2,622,452	3,934,625	2,104,930	2,234,622	28,365,042
AUGUST	5,229,418	2,801,552	2,608,000	1,504,449	3,781,300	2,500,375	3,676,254	1,856,184	2,383,620	26,341,152
SEPTEMBER	5,284,545	2,703,672	2,737,835	1,539,744	3,701,902	2,429,305	3,592,959	1,868,294	2,102,387	25,960,643
OCTOBER	5,263,164	2,885,978	2,839,185	1,594,081	3,906,242	2,703,388	3,719,824	1,931,603	2,312,777	27,156,242
NOVEMBER	5,267,086	2,671,730	2,716,626	1,417,536	3,641,549	2,432,580	3,508,537	1,863,081	2,370,350	25,889,075
DECEMBER	5,066,384	2,539,302	2,529,119	1,486,031	3,339,090	2,442,849	3,436,766	1,965,185	2,158,189	24,962,915
TOTAL	\$ 61,636,894	\$ 32,128,656	\$ 31,473,595	\$ 18,899,614	\$ 45,874,902	\$ 28,944,587	\$ 41,366,462	\$ 23,464,861	\$ 27,748,788	\$ 311,538,359

DISPOSITION OF WAGERING TAX

State of Indiana-Build IN Fund	46,227,671	24,096,492	23,605,196	14,174,711	34,406,177	21,708,440	31,024,847	17,598,646	20,811,591	233,653,769
City of East Chicago	n/a	n/a	n/a	n/a	n/a	n/a	10,341,616	n/a	n/a	10,341,616
City of Evansville	n/a	n/a	n/a	4,724,904	n/a	n/a	n/a	n/a	n/a	4,724,904
City of Gary	n/a	n/a	n/a	n/a	n/a	n/a	n/a	5,866,215	6,937,197	12,803,412
City of Hammond	n/a	n/a	n/a	n/a	11,468,726	n/a	n/a	n/a	n/a	11,468,726
City of Lawrenceburg	15,409,224	n/a	n/a	n/a	n/a	n/a	n/a	n/a	n/a	15,409,224
City of Michigan City	n/a	8,032,164	n/a	n/a	n/a	n/a	n/a	n/a	n/a	8,032,164
City of Rising Sun	n/a	n/a	n/a	n/a	n/a	7,236,147	n/a	n/a	n/a	7,236,147
Harrison County	n/a	n/a	7,868,399	n/a	n/a	n/a	n/a	n/a	n/a	7,868,399
Total										\$ 311,538,359

WAGERING TAX - \$ 311,538,359
As reported for the year ended December 31, 1999



ADMISSION TAX AND DISPOSITION FROM INCEPTION

TAX REPORTED	ARGOSY CASINO	BLUE CHIP CASINO	CAESARS INDIANA	CASINO AZTAR	EMPRESS CASINO	GRAND VICTORIA	HARRAH'S E. CHICAGO	MAJESTIC STAR	TRUMP CASINO	GRAND TOTAL
1995	not open	not open	not open	449,637	not open	not open	not open	not open	not open	449,637
1996	319,203	not open	not open	6,934,440	7,454,865	1,940,322	not open	4,971,924	7,406,978	29,027,732
1997	9,846,687	3,426,780	not open	6,260,136	16,494,702	9,197,943	10,361,241	8,463,066	10,293,146	74,343,701
1998	19,989,123	10,725,282	1,349,709	6,300,030	17,124,801	11,173,815	14,635,212	10,462,971	10,730,195	102,491,138
1999	21,929,899	10,936,884	12,750,801	5,963,913	17,378,061	9,724,140	15,547,098	9,429,348	10,456,740	114,116,884
TOTAL	\$ 52,084,912	\$ 25,088,946	\$ 14,100,510	\$ 25,908,156	\$ 58,452,429	\$ 32,036,220	\$ 40,543,551	\$ 33,327,309	\$ 38,887,059	\$ 320,429,092

DISPOSITION OF ADMISSION TAX

Vanderburgh County	n/a	n/a	n/a	8,636,052	n/a	n/a	n/a	n/a	n/a	8,636,052
City of Evansville	n/a	n/a	n/a	8,636,052	n/a	n/a	n/a	n/a	n/a	8,636,052
Lake County	n/a	n/a	n/a	n/a	19,484,143	n/a	13,514,517	11,109,103	12,962,353	57,070,116
City of East Chicago	n/a	n/a	n/a	n/a	n/a	n/a	13,514,517	n/a	n/a	13,514,517
City of Gary	n/a	n/a	n/a	n/a	n/a	n/a	n/a	11,109,103	12,962,353	24,071,456
City of Hammond	n/a	n/a	n/a	n/a	19,484,143	n/a	n/a	n/a	n/a	19,484,143
Ohio County	n/a	n/a	n/a	n/a	n/a	10,678,740	n/a	n/a	n/a	10,678,740
City of Rising Sun	n/a	n/a	n/a	n/a	n/a	10,678,740	n/a	n/a	n/a	10,678,740
Dearborn County	17,361,637	n/a	n/a	n/a	n/a	n/a	n/a	n/a	n/a	17,361,637
City of Lawrenceburg	17,361,637	n/a	n/a	n/a	n/a	n/a	n/a	n/a	n/a	17,361,637
Harrison County	n/a	n/a	9,400,340	n/a	n/a	n/a	n/a	n/a	n/a	9,400,340
Laporte County	n/a	8,362,982	n/a	n/a	n/a	n/a	n/a	n/a	n/a	8,362,982
City of Michigan City	n/a	8,362,982	n/a	n/a	n/a	n/a	n/a	n/a	n/a	8,362,982
County Convention & Visitors	1,736,164	836,298	470,017	863,605	1,948,414	1,067,874	1,351,452	1,110,910	1,296,235	10,680,970
State Fair Commission	2,604,246	1,254,447	705,026	1,295,408	2,922,621	1,601,811	2,027,178	1,666,365	1,944,353	16,021,455
Division of Mental Health	1,736,164	836,298	470,017	863,605	1,948,414	1,067,874	1,351,452	1,110,910	1,296,235	10,680,970
IN Horse Racing Commission	11,285,064	5,435,938	3,055,111	5,613,434	12,664,693	6,941,181	8,784,436	7,220,917	8,425,529	69,426,303
Total										\$ 320,429,092

WAGERING TAX AND DISPOSTION FROM INCEPTION

TAX REPORTED	ARGOSY CASINO	BLUE CHIP CASINO	CAESARS INDIANA	CASINO AZTAR	EMPRESS CASINO	GRAND VICTORIA	HARRAH'S E. CHICAGO	MAJESTIC STAR	TRUMP CASINO	GRAND TOTAL
1995	not open	not open	not open	1,291,205	not open	not open	not open	not open	not open	1,291,205
1996	857,993	not open	not open	21,254,984	19,176,102	6,389,835	not open	10,614,691	16,271,416	74,565,021
1997	25,854,710	7,995,690	not open	21,409,588	42,002,021	28,579,031	22,255,668	18,546,365	25,861,397	192,504,470
1998	52,941,942	28,104,408	2,934,082	22,260,966	44,174,570	32,826,823	35,102,964	22,240,160	27,555,104	268,141,019
1999	61,636,894	32,128,656	31,473,595	18,899,614	45,874,902	28,944,587	41,366,462	23,464,861	27,748,788	311,538,359
TOTAL	\$ 141,291,539	\$ 68,228,754	\$ 34,407,677	\$ 85,116,357	\$ 151,227,595	\$ 96,740,276	\$ 98,725,094	\$ 74,866,077	\$ 97,436,705	\$ 848,040,074

DISPOSITION OF WAGERING TAX

State of Indiana-Build IN Fund	105,968,654	51,171,566	25,805,758	63,837,268	113,420,696	72,555,207	74,043,821	56,149,558	73,077,529	636,030,056
City of East Chicago	n/a	n/a	n/a	n/a	n/a	n/a	24,681,274	n/a	n/a	24,681,274
City of Evansville	n/a	n/a	n/a	21,279,089	n/a	n/a	n/a	n/a	n/a	21,279,089
City of Gary	n/a	n/a	n/a	n/a	n/a	n/a	n/a	18,716,519	24,359,176	43,075,696
City of Hammond	n/a	n/a	n/a	n/a	37,806,899	n/a	n/a	n/a	n/a	37,806,899
City of Lawrenceburg	35,322,885	n/a	n/a	n/a	n/a	n/a	n/a	n/a	n/a	35,322,885
City of Michigan City	n/a	17,057,189	n/a	n/a	n/a	n/a	n/a	n/a	n/a	17,057,189
City of Rising Sun	n/a	n/a	n/a	n/a	n/a	24,185,069	n/a	n/a	n/a	24,185,069
Harrison County	n/a	n/a	8,601,919	n/a	n/a	n/a	n/a	n/a	n/a	8,601,919
Total										\$ 848,040,074

GENERAL RIVERBOAT INFORMATION

The purpose of this section is to provide information frequently requested from the IGC. This information includes employment statistics, project costs and riverboat facility amenities for Indiana's nine operational riverboat casinos.

The tenth Certificate of Suitability has been issued to **Belterra Resort and Casino** for construction of a casino in Switzerland County, Indiana. As this casino is not yet licensed, no information will appear in the following pages regarding this project. The IGC has been advised that construction of this vessel, as well as other amenities at this property, will be completed in the fall of 2000.

The vessel will have 39,000 square feet of gaming space and 1,895 gaming positions. Amenities planned for Belterra will include a golf course, special events center, and fifteen-story, 309-room hotel.

In addition to construction at Belterra, many licensees also made improvements to existing properties in 1999. These improvements are as follows:

Upon acquisition of Showboat, **Harrah's** began a \$30 Million expansion of the facility. Improvements include a new bus service area, ballroom, and VIP lounge, as well as the addition of a steakhouse, buffet, sports bar and coffeeshop, all of which are signature components of Harrah's properties.

Argosy Casino completed \$1.4 Million in improvements to its casino floor in 1999, including the addition of a new high-limit blackjack and slot areas. The areas are decorated in an old European theme and feature classical columns, ornate carved railings, crystal chandeliers, and woven European carpets.

Casino Aztar purchased two adjacent plots of land and constructed additions to its facility, including additional parking, on those properties in 1999.

Caesars Indiana continued construction of its facility and completed its buffet restaurant.

Empress Casino completed a multi-million dollar renovation of its facility. Improvements include a new deli, lounge, walkway from the parking garage to the pavilion, and expansion of the buffet.

Hotel construction at **Blue Chip Casino** was nearly completed in 1999. The hotel, which will be connected to the casino via enclosed walkway, is scheduled to open in February 2000.

Grand Victoria saw the completion of its golf course in 1999. The course was seeded in the fall and is scheduled to open on April 15, 2000. An area of the vessel was also renovated to accommodate additional gaming space.

Majestic Star Casino spent \$1 Million on the construction of two new special event/lounge areas and the addition of a concierge desk. Both feature original artwork and one, the Signature Room, features a hand-painted domed ceiling and chandelier imported from Spain.

For **Trump Casino**, 1999 was a time of planning for several major projects in 2000. One improvement will be a 12,000 square foot all-purpose room that will be attached to the hotel. In addition, Trump and Majestic Star Casinos will participate in the construction of a new parking facility at Buffington Harbor, a facility shared by these licensees.



Argosy



Blue Chip



Caesars



Casino Aztar



Empress



Grand Victoria



Harrah's



Majestic Star



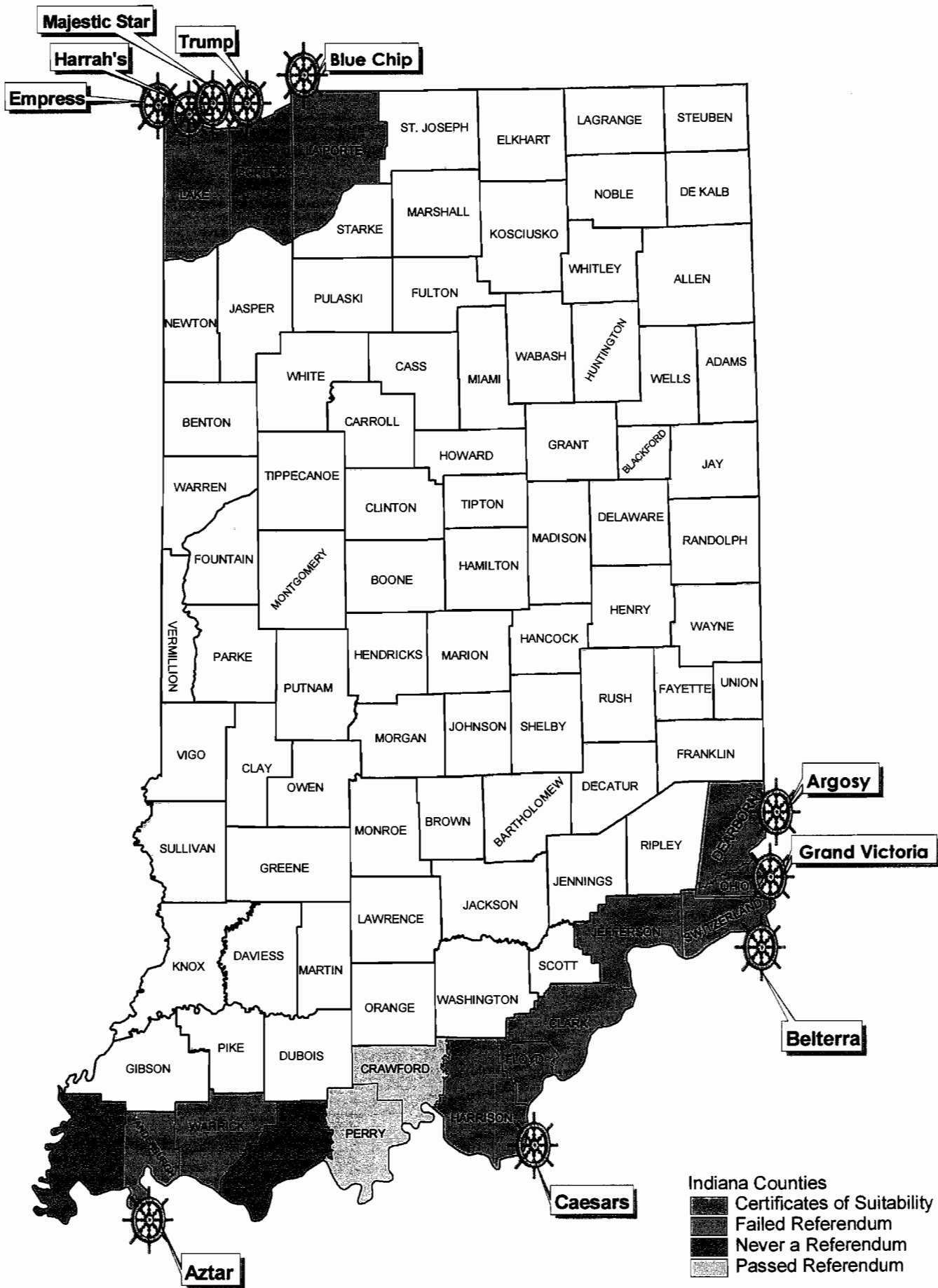
Trump

VESSELS ON THE OHIO RIVER	AZTAR INDIANA GAMING CO.,LLC d/b/a Casio Aztar 421 N. Riverside Drive Evansville, Indiana 47708 (812) 433-4000 & (800) 342-5386	GRAND VICTORIA CASINO & RESORT, LLC 600 Grand Victoria Drive Rising Sun, Indiana 47040 (812) 438-1234 & (800) 472-6311	INDIANA GAMING CO., LP d/b/a Argosy Casino 777 Argosy Parkway Lawrenceburg, Indiana 47025 (812) 539-8000 & (800) 274-6797
COMMENCEMENT OF FULL-TIME GAMING	12/08/95	10/04/96	12/13/96
SQUARE FEET OF GAMING SPACE	38,360	40,000	78,000
BOAT DIMENSIONS	310' x 70'	322' x 90'	408' x 100'
BOAT CAPACITY (PATRONS & CREW)	3,000	3,000	4,400
NUMBER OF ELECTRONIC GAMING DEVICES	1,298	1,444	2,004
NUMBER OF TABLE GAMES	73	56	108
NUMBER OF GAMING POSITIONS	1,823	1,869	2,820
DESIGNATED NON-SMOKING AREAS	Yes	Yes	Yes
CRUISE SCHEDULE (SUBJECT TO CHANGE) DEPARTURES EVERY OTHER HOUR	Monday-Thursday 9a.m. -1a.m. Friday-Saturday 9 a.m.–3 a.m.	Sunday-Thursday 9 a.m.-3 a.m. Friday-Saturday 9 a.m.–5 a.m.	Sunday-Thursday 9 a.m.-1 a.m. Friday-Saturday 9 a.m.–3 a.m.
NUMBER OF EMPLOYEES	1,089	1,344	2,261
PERCENTAGE OF MINORITY EMPLOYEES	19%	2%	8.2%
PERCENTAGE OF EMPLOYEES FROM HOME COUNTY	76%	27%	38.4%
PERCENTAGE OF INDIANA RESIDENT EMPLOYEES	93%	81%	51.3%
NUMBER OF HOTEL ROOMS	250	200	300
AMENITIES CONNECTED WITH THE FACILITY	1 hotel, 5 restaurants, 2 lounges, banquet/convention facilities, special events plaza, amphitheater	Theatre, steakhouse, buffet, sports bar, 2 delis, gift shop, hotel with sauna, indoor pool & whirlpool	Buffet, specialty, & casual restaurants, sports bar, lounge, café, gift shop, meeting facilities
PROJECT COSTS AS OF 12/31/99	\$127.7 Million	\$147.5 Million	\$219.1 Million

RDI/CAESARS RIVERBOAT CASINO, LLC 11999 Avenue of the Emperors Elizabeth, Indiana 47117 (812) 738-3848 & (888) 766-2648
11/20/98
93,000
452' x 100'
5,000
2,547
145
3,417
Yes
Sunday-Thursday 9 a.m.-1 a.m. Friday-Saturday 9 a.m.-3 a.m.
2,065
13%
18%
64%
500 (Not yet open)
Buffet restaurant
\$255 Million

VESSELS ON LAKE MICHIGAN	BLUE CHIP CASINO, LLC 2 Easy Street Michigan City, Indiana 46360 (219) 879-7711 & (888) 879-7711	EMPRESS CASINO HAMMOND CORP. 825 Empress Drive Hammond, Indiana 43620 (219) 473-7000 & (888) 436-7737	HARRAH'S OPERATING COMPANY, INC. 777 Harrah's Boulevard East Chicago, Indiana 46312 (219) 378-3000 & (800) 746-9272
COMMENCEMENT OF FULL-TIME GAMING	08/22/97	06/29/96	04/18/97
SQUARE FEET OF GAMING SPACE	37,046	42,573	49,210
BOAT DIMENSIONS	348' x 80'	288' x 74'	386' x 76'
BOAT CAPACITY (PATRONS & CREW)	3,500	2,635	4,250
NUMBER OF ELECTRONIC GAMING DEVICES	1,336	1,660	1,809
NUMBER OF TABLE GAMES	57	64	72
NUMBER OF GAMING POSITIONS	1,779	2,184	2,244
DESIGNATED NON-SMOKING AREAS	No	Yes	Yes
CRUISE SCHEDULE (SUBJECT TO CHANGE) DEPARTURES EVERY OTHER HOUR	Sunday-Thursday 9 a.m.-1 a.m. Friday-Saturday 9a.m.-3a.m.	Sunday-Saturday 8a.m.-4a.m.	Sunday-Saturday 9 a.m.-3 a.m.
NUMBER OF EMPLOYEES	1,108	1,959	1,735
PERCENTAGE OF MINORITY EMPLOYEES	22%	49%	64%
PERCENTAGE OF EMPLOYEES FROM HOME COUNTY	63%	70%	79%
PERCENTAGE OF INDIANA RESIDENT EMPLOYEES	92%	74%	86%
NUMBER OF HOTEL ROOMS	200 (Not yet open)	N/A	N/A
AMENITIES CONNECTED WITH THE FACILITY	2 restaurants, snack bar, lounge with bar	Steakhouse, buffet, deli, banquet/meeting facilities, concierge suite, valet parking	Steakhouse, buffet, valet parking, gift shop, coffee & snack bar, sports bar, sandwich & snack bar
PROJECT COSTS AS OF 12/31/99	\$138.3 Million	\$159.8 Million	\$221.2 Million

THE MAJESTIC STAR CASINO, LLC One Buffington Harbor Drive Gary, Indiana 46406 (219) 977-7777 & (888) 225-8259	TRUMP INDIANA, INC d/b/a Trump Casino 6010 Industrial Boulevard Gary, Indiana 46406 (219)977-8980 & (888) 218-7867
06/11/96	06/11/96
43,000	37,301
360' x 76'	288' x 78'
3,500	2,845
1,410	1,249
57	51
1,809	1,664
Yes	Yes
Sunday-Saturday 8 a.m.-4a.m.	Sunday-Saturday 9 a.m.-3 a.m.
1,058	1,261
67%	70%
79%	81%
88%	88%
N/A	300
Steakhouse, VIP lounge, café, buffet, party room, tented party area, gift shop, valet parking, plus amenities offered at Buffington Harbor	Deli, hotel w/restaurant, pool, and exercise room, plus amenities offered at Buffington Harbor
\$137.6 Million	\$144.7 Million



Updated 2/18/00

