

Indiana Department of Correction
June 2026

Offender Population Report

Prepared for the Justice Reinvestment Advisory Council
and State Budget Committee

Lloyd Arnold, Commissioner



Contents

Admissions	2
County of Commit	10
Population Trend	12
DOC Facility Population & Capacity	15
Notes Page	16

Admissions

May 2026 Admissions by Most Serious Offense

Table 1: Monthly Admissions by Most Serious Offense

Most Serious Offense	F1	F2	F3	F4	F5	F6	FA	FB	FC	FD	M	MA	NA	Total
Aggravated Battery	1	0	11	0	0	0	0	0	0	0	0	0	0	12
Aiding Armed Robbery-Taking Property By Force Or Threatening Use Of Force While Armed	0	0	0	0	1	0	0	0	0	0	0	0	0	1
Aiding Theft Where Value Of Property Is Between \$750-\$50k	0	0	0	0	0	1	0	0	0	0	0	0	0	1
Armed Robbery-Taking Property By Force Or Threatening Use Of Force While Armed	0	0	19	0	8	0	0	0	0	0	0	0	0	27
Arson	0	0	0	8	0	0	0	0	0	0	0	0	0	8
Assisting A Criminal	0	0	0	0	1	2	0	0	0	0	0	0	0	3
Attempted Armed Robbery-Taking Property By Force Or Threatening Use Of Force While Armed	0	0	0	0	1	0	0	0	0	0	0	0	0	1
Attempted Attempted Murder	3	0	0	0	0	0	1	0	0	0	0	0	0	4
Attempted Battery By Means Of A Deadly Weapon	0	0	0	0	1	0	0	0	0	0	0	0	0	1
Attempted Carjacking	0	0	0	0	0	0	0	1	0	0	0	0	0	1
Attempted Child Molesting	0	0	0	0	0	0	4	0	0	0	0	0	0	4
Attempted Dealing In Cocaine Or Narcotic Drug	0	1	0	0	0	0	0	0	0	0	0	0	0	1
Attempted Escape	0	0	0	0	1	0	0	0	0	0	0	0	0	1
Attempted Murder	3	0	0	0	0	0	0	0	0	0	0	0	0	3
Attempted Rape	0	0	0	0	0	0	0	1	0	0	0	0	0	1
Attempted Robbery (Armed Or Bodily Injury)	0	0	1	0	0	0	0	0	0	0	0	0	0	1
Attempted Robbery-Taking Property From Another By Use Of Or Threatening Use Of Force	0	0	0	0	1	0	0	0	0	0	0	0	0	1
Attempted Sexual Misconduct With A Minor	0	0	0	1	0	0	0	0	0	0	0	0	0	1
Auto Theft	0	0	0	0	0	1	0	0	0	0	0	0	0	1
Auto Theft, Receiving Stolen Auto Parts	0	0	0	0	1	0	0	0	0	0	0	0	0	1
Auto Theft, Same 8265, Prior Conviction For Either Theft Of An Auto Or Auto Parts	0	0	0	0	6	0	0	0	0	0	0	0	0	6
Auto Theft-Same 7054, But Defendant Has A Prior For Either Theft Of An Auto	0	0	0	0	1	0	0	0	0	0	0	0	0	1
Auto Theft-Theft Of An Entire Motor Vehicle	0	0	0	0	0	15	0	0	0	0	0	0	0	15
Battery	0	0	0	0	2	3	0	0	0	0	0	0	0	5
Battery Against A Public Safety Official	0	0	0	0	3	0	0	0	0	0	0	0	0	3

Battery By Bodily Waste Against A Public Safety Officer	0	0	0	0	0	4	0	0	0	0	0	0	4
Battery By Means Of A Deadly Weapon	0	0	0	0	9	0	0	0	0	0	0	0	9
Battery On A Person Less Than 14 Yrs Old	0	0	0	0	0	1	0	0	0	0	0	0	1
Battery On A Person Less Than 14yo	0	0	0	0	1	0	0	0	0	0	0	0	1
Battery On A Public Safety Official	0	0	0	0	0	5	0	0	0	0	0	0	5
Battery Resulting In Moderate Bodily Injury	0	0	0	0	0	5	0	0	0	0	0	0	5
Battery Resulting In Serious Bodily Injury	0	0	0	0	3	0	0	0	0	0	0	0	3
Battery Sbi Victim Under 14	0	0	2	0	0	0	0	0	0	0	0	0	2
Battery W/Bodily Injury To A Public Safety Officer	0	0	0	0	5	0	0	0	0	0	0	0	5
Battery W/Sbi To Person Under 14 By Person Over 18	0	0	1	0	0	0	0	0	0	0	0	0	1
Bribery	0	0	0	0	2	0	0	0	0	0	0	0	2
Burglary	0	6	2	17	33	0	0	7	2	0	0	0	67
Carrying A Handgun W/O License, Def Has A Prior Conviction For Carrying C/O License.	0	0	0	0	3	0	0	0	0	0	0	0	3
Child Exploitation	0	0	0	7	2	0	0	0	0	0	0	0	9
Child Molesting	8	0	3	18	0	0	6	2	3	0	0	0	40
Child Seduction	0	0	1	0	0	0	0	0	0	0	0	0	1
Child Seduction Guardian, Adoptive Parent, Adoptive Grandparent, Custodian Or Step	0	0	0	0	1	0	0	0	0	0	0	0	1
Child Sexual Trafficking	0	0	1	0	0	0	0	0	0	0	0	0	1
Child Solicitation	0	0	0	4	4	0	0	0	0	0	0	0	8
Conspiracy Robbery	0	0	0	0	2	0	0	0	0	0	0	0	2
Criminal Confinement	0	0	1	0	2	0	0	0	0	0	0	0	3
Criminal Confinement Resulting In Bodily Injury	0	0	0	0	2	0	0	0	0	0	0	0	2
Criminal Confinement Where A Vehicle Is Used	0	0	0	0	1	0	0	0	0	0	0	0	1
Criminal Confinement With Moderate Bodily Injury	0	0	0	1	0	0	0	0	0	0	0	0	1
Criminal Mischief Damage Is At Least \$50,000	0	0	0	0	0	1	0	0	0	0	0	0	1
Criminal Recklessness	0	0	0	0	0	2	0	0	0	0	0	0	2
Criminal Recklessness Committed With A Deadly Weapon	0	0	0	0	0	6	0	0	0	0	0	0	6
Criminal Trespass	0	0	0	0	0	3	0	0	0	0	0	0	3
Dangerous Control Of Firearm By A Child	0	0	0	0	1	0	0	0	0	0	0	0	1

Deal Controlled Substance Result Death	1	0	0	0	0	0	0	0	0	0	0	0	0	1
Dealing A Sched I, Ii, Iii Control Subst	0	5	3	2	2	0	0	0	0	0	0	0	0	12
Dealing In Cocaine Or Narcotic Drug	0	5	9	7	3	0	2	1	0	0	0	0	0	27
Dealing In Marijuana, Hash Oil, Hashish	0	0	0	0	2	3	0	0	0	0	0	0	0	5
Dealing In Methamphetamine Def, W/Intent To Defraud, Makes/Utters Written Instrument That Purports To Have	0	29	27	11	5	0	0	0	0	0	0	0	0	72
	0	0	0	0	0	3	0	0	0	0	0	0	0	3
Dissemination Of Matter Harmful To Minor	0	0	0	0	0	1	0	0	0	0	0	0	0	1
Domestic Battery	0	0	0	0	0	2	0	0	0	0	0	0	0	2
Domestic Battery By Means Of A Deadly Weapon	0	0	0	0	6	0	0	0	0	0	0	0	0	6
Domestic Battery Committed In The Presence Of A Child Less Than 16	0	0	0	0	0	8	0	0	0	0	0	0	0	8
Domestic Battery Endangered Adult W/Bolidy Injury	0	0	0	0	4	0	0	0	0	0	0	0	0	4
Domestic Battery In Violation Of A No Contact Order	0	0	0	0	0	3	0	0	0	0	0	0	0	3
Domestic Battery On A Person Less Than 14 Years Old	0	0	0	0	0	1	0	0	0	0	0	0	0	1
Domestic Battery Resulting In Moderate Bodily Injury	0	0	0	0	0	8	0	0	0	0	0	0	0	8
Domestic Battery Resulting In Sbi	0	0	0	0	1	0	0	0	0	0	0	0	0	1
Domestic Battery Resulting In Serious Bodily Injury	0	0	0	0	3	0	0	0	0	0	0	0	0	3
Domestic Battery W/Bodily Injury Person Under 14	0	0	0	0	1	0	0	0	0	0	0	0	0	1
Domestic Battery With Injury To A Pregnant Woman.	0	0	0	0	3	0	0	0	0	0	0	0	0	3
Domestic Battery With Prev Battery Conv	0	0	0	0	5	0	0	0	0	0	0	0	0	5
Domestic Battery-Def Has Been Previously Convicted Of Battery Or Strangulation	0	0	0	0	9	0	0	0	0	0	0	0	0	9
Domestic Battery-Def. Has A Prior Conviction For Any Sort Of Battery Or Strangulation	0	0	0	0	0	9	0	0	0	0	0	0	0	9
Escape	0	0	0	0	3	1	0	0	0	0	0	0	0	4
Escape-Def Violates Home Detention Or Removes An Electronic Device	0	0	0	0	0	3	0	0	0	0	0	0	0	3

Failure To Register As A Sex Offender	0	0	0	0	12	10	0	0	0	0	0	0	0	22
Failure To Return To Lawful Detention	0	0	0	0	0	5	0	0	0	0	0	0	0	5
Forgery	0	0	0	0	0	1	0	0	0	0	0	0	0	1
Forgery,Counterfeiting,Application Fraud	0	0	0	0	0	0	0	0	1	0	0	0	0	1
Fraud	0	0	0	0	3	1	0	0	0	0	0	0	0	4
Fraud On A Financial Institution	0	0	0	0	1	0	0	0	0	0	0	0	0	1
Handgun Violation (Felony Within 15 Yrs)	0	0	0	0	5	0	0	0	0	0	0	0	0	5
Human Sexual Trafficking	0	0	0	0	0	0	0	1	0	0	0	0	0	1
Identity Deception	0	0	0	0	0	4	0	0	0	0	0	0	0	4
Incest	0	0	0	0	1	0	0	0	0	0	0	0	0	1
Incest - Victim Less Than 16 Years Old	0	0	0	2	0	0	0	0	0	0	0	0	0	2
Intimidation	0	0	0	0	18	18	0	0	0	0	0	0	0	36
Invasion Of Privacy	0	0	0	0	0	4	0	0	0	0	0	0	0	4
Invasion Of Privacy-Prior Unrelated Conviction Under This Section	0	0	0	0	0	6	0	0	0	0	0	0	0	6
Involuntary Manslaughter	0	0	0	0	1	0	0	0	0	0	0	0	0	1
Kidnapping	0	0	0	1	0	0	0	0	0	0	0	0	0	1
Leaving The Scene Of An Accident Resulting In Death Or Catastrophic Injury	0	0	0	1	0	0	0	0	0	0	0	0	0	1
Leaving The Scene Of An Accident-Def Fails To Do One Or More Things Required	0	0	0	0	0	1	0	0	0	0	0	0	0	1
Legend Drug Deception	0	0	0	0	0	1	0	0	0	0	0	0	0	1
Maintaining Common Nuisance - Cntrl Subs	0	0	0	0	0	4	0	0	0	0	0	0	0	4
Mischief	0	0	0	0	1	0	0	0	0	0	0	0	0	1
Murder	5	0	0	0	0	0	0	0	0	0	11	0	0	16
Neglect Of A Dependent	0	0	0	0	2	0	0	0	0	0	0	0	0	2
Neglect Of A Dependent W/ Serious Injury	0	0	8	0	0	0	0	0	0	0	0	0	0	8
Neglect Of A Dependent Resulting In Death	0	0	1	0	0	0	0	0	0	0	0	0	0	1
Neglect Of Dependent Resulting In Death	1	0	0	0	0	0	0	0	0	0	0	0	0	1
Non Support Dep Child - Prev Conviction	0	0	0	0	2	0	0	0	0	0	0	0	0	2
Non-Support Of Dependent Child	0	0	0	0	0	7	0	0	0	0	0	0	0	7
Obstruction Of Justice	0	0	0	0	0	1	0	0	0	0	0	0	0	1
Oper Veh - Intox - Result - Death	0	0	0	4	0	0	0	0	0	0	0	0	0	4
Oper Veh - Intox - Result - Ser Body Inj	0	0	0	1	0	0	0	0	0	0	0	0	0	1

Oper Veh - Ser Bodily Injury W/Schd I,Ii	0	0	0	0	1	0	0	0	0	0	0	0	0	1
Oper Veh .08 Or More - Prior Conviction	0	0	0	0	0	2	0	0	0	0	0	0	0	2
Oper Veh Intox Causing Sbi	0	0	0	0	4	0	0	0	0	0	0	0	0	4
Oper Veh Intox-Prior W/I 7y	0	0	0	0	0	26	0	0	0	0	0	0	0	26
Oper Vehicle - Intox - Prev Conviction	0	0	0	0	0	4	0	0	0	0	0	0	0	4
Operate Vehicle After Suspended For Life	0	0	0	0	11	0	0	0	0	0	0	0	0	11
Operating A Vehicle While Intoxicated: Endangering A Person Less Than 18yrs	0	0	0	0	0	2	0	0	0	0	0	0	0	2
Operating A Vehicle With A Schedule I Or Ii Controlled Substance	0	0	0	0	0	2	0	0	0	0	0	0	0	2
Operating A Vehicle With An Ace Of .15 Or More But Where Def. Has A Prior Conviction	0	0	0	0	0	3	0	0	0	0	0	0	0	3
Operating Motor Veh W/O Rec License, Results In Death	0	0	0	0	1	0	0	0	0	0	0	0	0	1
Operating Vehicle-Habit Traffic Violator	0	0	0	0	0	12	0	0	0	0	0	0	0	12
Owi- Death/Injury - W/ Ctrl Sub Schd 1,2	0	0	0	2	0	0	0	0	0	0	0	0	0	2
Pointing A Firearm	0	0	0	0	0	1	0	0	0	0	0	0	0	1
Poss Destruct Dev/Explo With Intent/Know	0	1	0	0	0	0	0	0	0	0	0	0	0	1
Possess Of Child Sex Abuse Material W/ Aggravating Factor Found In 35-42-4-4(E)(1)	0	0	0	0	2	0	0	0	0	0	0	0	0	2
Possession Of A Machine Gun Or Bomb	0	0	0	0	4	0	0	0	0	0	0	0	0	4
Possession Of A Syringe	0	0	0	0	0	1	0	0	0	0	0	0	0	1
Possession Of Altered Firearm	0	0	0	0	1	0	0	0	0	0	0	0	0	1
Possession Of Cocaine Or Narcotic Drug	0	0	5	5	14	43	0	0	1	0	0	0	0	68
Possession Of Controlled Substance	0	0	0	0	0	1	0	0	0	0	0	0	0	1
Possession Of Marijuana Defendant Has A Prior Drug Offense Conviction And Amount Of At Least Thirty (30) Grams Of Marijuana	0	0	0	0	0	3	0	0	0	0	0	0	0	3
Possession Of Marijuana, Hash, Hash Oil	0	0	0	0	0	1	0	0	0	0	0	0	0	1
Possession Of Methamphetamine	0	0	14	25	30	117	0	0	0	0	0	0	0	186
Possession Of Methamphetamine With Intent To Deal	0	0	0	0	1	0	0	0	0	0	0	0	0	1

Possession Of Syringes Or Needles	0	0	0	0	0	14	0	0	0	0	0	0	14
Possession Or Use Of Legend Drug	0	0	0	0	0	4	0	0	0	0	0	0	4
Prisoner Possessing Dangerous Device	0	0	0	0	2	0	0	0	0	0	0	0	2
Promote Child Sex Trafficking	0	0	1	0	0	0	0	0	0	0	0	0	1
Promotion Of Human Sexual Trafficking	0	0	0	1	0	0	0	0	0	0	0	0	1
Rape	1	0	12	0	0	0	2	1	0	0	0	0	16
Reckless Homicide	0	0	0	0	2	0	0	0	1	0	0	0	3
Residential Entry	0	0	0	0	0	17	0	0	0	0	0	0	17
Resisting Law Enforcement	0	0	0	0	3	11	0	0	0	0	0	0	14
Resisting Law Enforcement-But Use Of A Vehicle And Causes Sbi.	0	0	0	0	2	0	0	0	0	0	0	0	2
Resisting Law Enforcement-Def Uses A Vehicle	0	0	0	0	0	16	0	0	0	0	0	0	16
Resisting Law Enforcement-Defendant Causes Bodily Injury	0	0	0	0	0	1	0	0	0	0	0	0	1
Robbery	0	0	0	0	1	0	0	0	0	0	0	0	1
Robbery (Armed Or Bodily Injury)	0	0	6	0	0	0	0	4	0	0	0	0	10
Robbery (Serious Bodily Injury)	0	0	0	0	0	0	1	0	0	0	0	0	1
Robbery Taking Prop By Force	0	0	1	0	0	0	0	0	0	0	0	0	1
Robbery-Taking Property From Another By Use Of Or Threatening Use Of Force	0	0	0	0	4	0	0	0	0	0	0	0	4
Sex Batt By Threat Or Using Deadly Force	0	0	0	1	0	0	0	0	0	0	0	0	1
Sexual Battery	0	0	0	0	0	3	0	0	0	0	0	0	3
Sexual Misconduct With A Minor	0	0	0	7	8	2	1	0	0	0	0	0	18
Stalking	0	0	0	0	1	0	0	0	0	0	0	0	1
Strangulation	0	0	0	0	0	5	0	0	0	0	0	0	5
Strangulation-Victim Is Pregnant	0	0	0	0	2	0	0	0	0	0	0	0	2
Theft Receiving Stolen Property	0	0	0	0	2	0	0	0	0	0	0	0	2
Theft Where Value Of Property Is Between \$750-\$50k	0	0	0	0	0	11	0	0	0	0	0	0	11
Theft, Def. Has A Prior Conviction For Either Theft Or Conversion	0	0	0	0	0	14	0	0	0	0	0	0	14
Theft, Value Of Property > \$50k	0	0	0	0	1	0	0	0	0	0	0	0	1
Theft,Receiving Stolen Property	0	0	0	0	0	9	0	0	0	0	0	0	9
Theft-Use When Property Stolen Is A Firearm	0	0	0	0	3	0	0	0	0	0	0	0	3
Theft; Prior Conviction For Robbery Or Burglary	0	0	0	0	0	1	0	0	0	0	0	0	1
Torturing Or Mutilating A Vertebrate Animal, Def. Knowingly Tortures Or Mutilates	0	0	0	0	0	2	0	0	0	0	0	0	2
Trafficking With An Inmate	0	0	0	0	3	0	0	0	0	0	0	0	3
Unlawful Carrying Of A Handgun	0	0	0	0	1	0	0	0	0	0	0	0	1

Unlawful Carrying Of A Handgun-Prior Conviction Under This Section	0	0	0	0	22	0	0	0	0	0	0	0	0	22
Unlawful Firearm Poss By Serious Felon	0	0	0	62	0	0	0	2	0	0	0	0	0	64
Vicarious Sexual Gratification	0	0	1	0	1	0	0	0	0	0	0	0	0	2
Voluntary Manslaughter	0	2	0	0	0	0	0	1	0	0	0	0	0	3
Voyeurism	0	0	0	0	0	1	0	0	0	0	0	0	0	1
Unknown	0	0	0	0	0	0	0	0	0	0	0	0	123	123
Total	23	49	130	188	318	483	17	21	8	0	11	0	123	1371

County of Commit

May 2026 County of Commit

Table 2: County of Commitment

County	DOC	Community Corrections	Jail DOC Contract	Jail Felony F6 Diversions	County Totals
Adams	103	61	1	33	198
Allen	1928	475	79	7	2489
Bartholomew	270	123	9	7	409
Benton	29	5	0	0	34
Blackford	63	51	2	1	117
Boone	179	125	7	15	326
Brown	48	13	16	2	79
Carroll	78	58	0	0	136
Cass	210	137	5	12	364
Clark	189	132	6	25	352
Clay	85	127	7	3	222
Clinton	149	67	6	16	238
Crawford	36	0	1	3	40
Daviess	104	157	5	11	277
Dearborn	257	86	14	7	364
Decatur	193	25	3	15	236
Dekalb	200	48	13	5	266
Delaware	406	155	18	4	583
Dubois	104	103	6	7	220
Elkhart	1311	342	60	2	1715
Fayette	144	104	5	12	265
Floyd	214	111	7	5	337
Fountain	41	20	1	0	62
Franklin	51	2	3	2	58
Fulton	68	33	3	3	107
Gibson	129	50	5	8	192
Grant	300	90	12	26	428
Greene	140	33	9	25	207
Hamilton	355	417	19	44	835
Hancock	130	103	9	55	297
Harrison	100	84	2	0	186
Hendricks	340	169	18	0	527
Henry	194	42	5	13	254
Howard	313	198	15	27	553
Huntington	337	62	15	1	415
Jackson	154	124	5	17	300
Jasper	98	34	3	0	135
Jay	167	9	5	5	186
Jefferson	303	260	27	5	595
Jennings	94	87	4	27	212
Johnson	449	261	32	10	752
Knox	204	98	15	2	319
Kosciusko	231	69	3	51	354
LaGrange	73	46	3	12	134
LaPorte	343	270	9	1	623
Lake	962	314	42	35	1353
Lawrence	201	63	8	4	276

Madison	1187	533	29	8	1757
Marion	5029	2787	211	8	8035
Marshall	239	109	2	0	350
Martin	20	38	0	1	59
Miami	75	31	9	0	115
Monroe	219	257	6	8	490
Montgomery	145	42	10	3	200
Morgan	189	21	6	51	267
Newton	48	9	1	1	59
Noble	229	52	21	6	308
Ohio	31	6	0	0	37
Orange	91	2	2	2	97
Owen	49	84	4	2	139
Parke	51	8	3	0	62
Perry	70	67	6	0	143
Pike	73	30	0	6	109
Porter	223	40	10	15	288
Posey	135	54	9	4	202
Pulaski	36	32	4	12	84
Putnam	77	50	1	0	128
Randolph	55	13	0	1	69
Ripley	128	32	9	6	175
Rush	46	23	2	0	71
Saint Joseph	990	190	23	68	1271
Scott	104	107	8	7	226
Shelby	261	78	21	1	361
Spencer	57	69	2	0	128
Starke	53	36	3	3	95
Steuben	153	89	6	5	253
Sullivan	85	15	3	3	106
Switzerland	54	11	3	2	70
Tippecanoe	906	408	32	8	1354
Tipton	9	75	0	6	90
Union	19	7	0	4	30
Vanderburgh	922	252	35	1	1210
Vermillion	89	29	0	1	119
Vigo	450	259	16	10	735
Wabash	268	54	21	13	356
Warren	59	16	4	1	80
Warrick	84	14	6	12	116
Washington	145	10	8	0	163
Wayne	385	17	28	38	468
Wells	149	12	17	0	178
White	55	46	0	0	101
Whitley	143	69	1	26	239
Unknown	618	0	0	0	618
Totals	26580	11626	1124	908	40238

Note:

Jail counts are from May 14, 2025

Jail DOC Contract count includes INcite numbers starting April 2025.

Numbers reflect prior month's data. Once all numbers are available, report will be republished.

Population Trend

May 2026 Population Trend Summary

Table 3: Population Trend

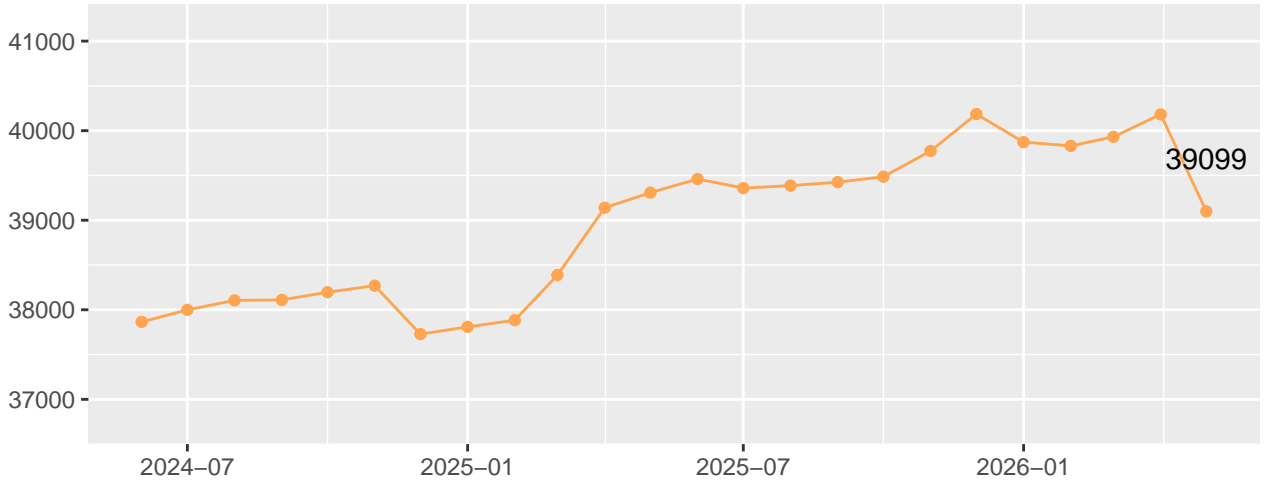
Date	DOC Adult	Community Corrections	Jail DOC Contract	Jail Felony F6 Diversions	Total	IDOC Felony F6
06/01/2024	24026	11772	810	1257	37865	1507
07/01/2024	24147	11750	818	1284	37999	1527
08/01/2024	24276	11877	766	1186	38105	1574
09/01/2024	24178	11980	766	1186	38110	1546
10/01/2024	24179	12042	833	1142	38196	1533
11/01/2024	24373	11921	833	1142	38269	1603
12/01/2024	24271	11874	492	1091	37728	1576
01/01/2025	24519	11793	399	1098	37809	1638
02/01/2025	24716	11791	371	1006	37884	1666
03/01/2025	24930	11886	560	1012	38388	1681
04/01/2025	25239	11958	920	1022	39139	1782
05/01/2025	25175	12041	1104	988	39308	1803
06/01/2025	25305	12014	1111	1030	39460	1805
07/01/2025	25519	12004	924	912	39359	1876
08/01/2025	25543	11842	1053	948	39386	1877
09/01/2025	25488	11886	1097	954	39425	1856
10/01/2025	25607	11905	1004	970	39486	1868
11/01/2025	26059	11878	900	936	39773	1922
12/01/2025	26331	11880	1057	917	40185	1940
01/01/2026	26242	11872	907	851	39872	1899
02/01/2026	26344	11780	933	773	39830	1862
03/01/2026	26409	11709	991	822	39931	1890
04/01/2026	26467	11788	1126	801	40182	1934
05/01/2026	26580	11626	1124	893	39099	1919

Note:

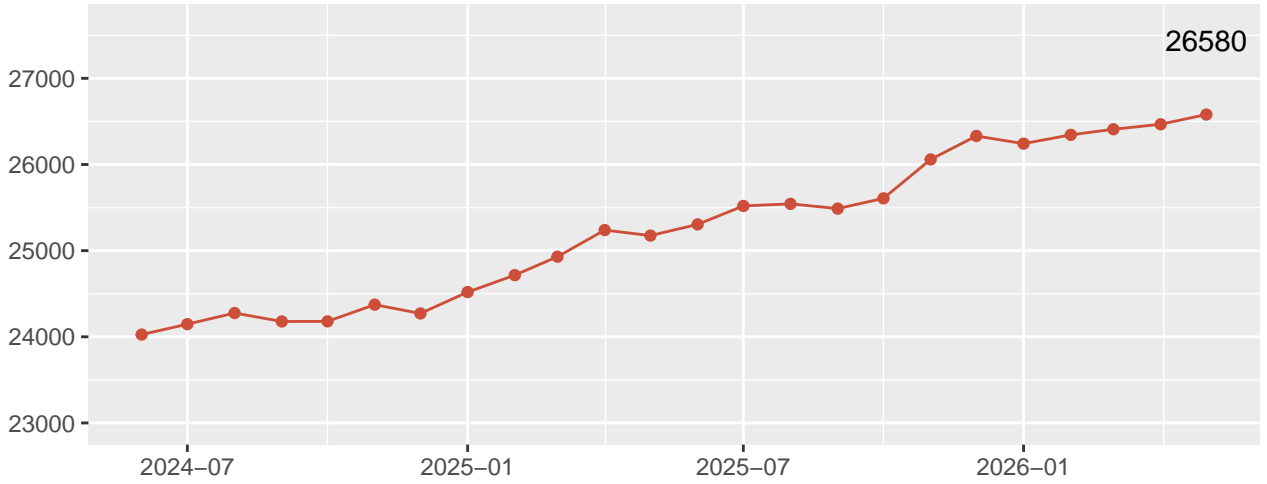
Jail counts are from May 14, 2025

Jail DOC Contract count includes INcite numbers starting April 2025

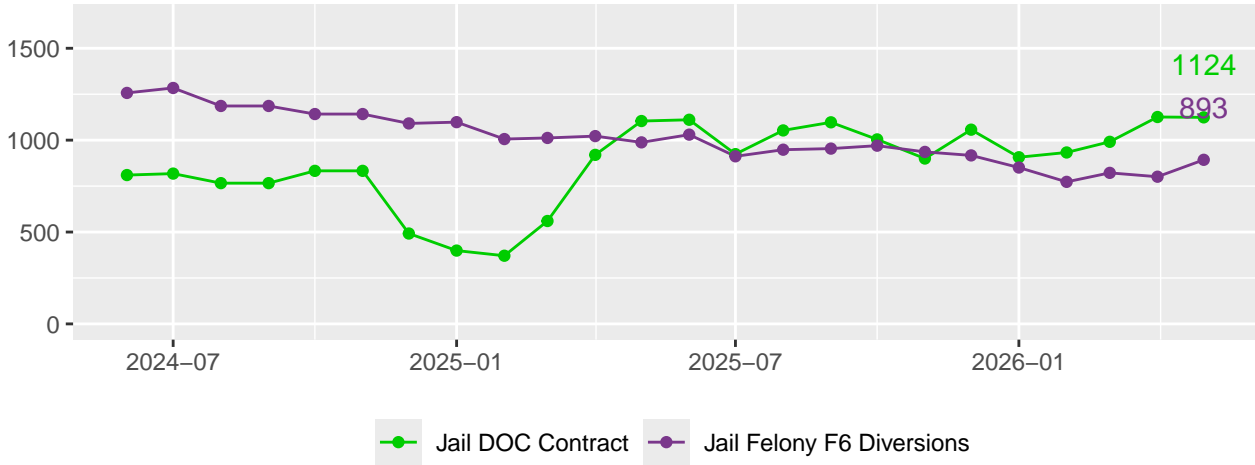
Graph 1: Population Trend, Total



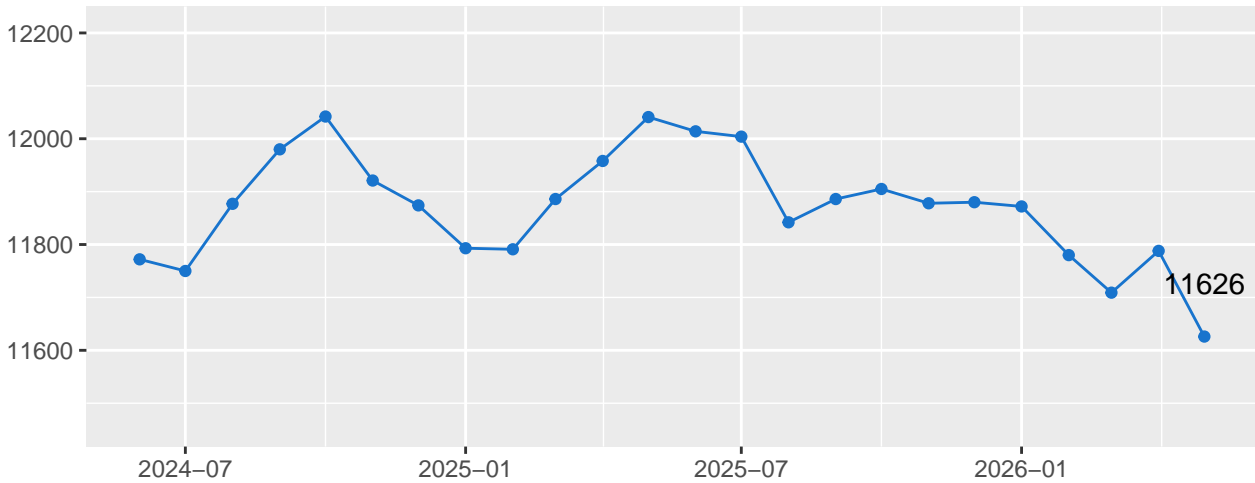
Graph 2: Population Trend, DOC Adult



Graph 3: Population Trend, Jail



Graph 4: Population Trend, Community Corrections



DOC Facility Population & Capacity

May 2026 Population & Capacity By Facility

Table 4: Inmates Housed and Bed Capacity by Facility

FACILITY	POPULATION	BEDS	CAPACITY %
Branchville Correctional Facility	1502	1533	97.98%
Chain Olakes Correctional Facility	137	140	97.86%
Correctional Industrial Facility	1459	1475	98.92%
Edinburgh Correctional Facility	340	344	98.84%
Heritage Trail Correctional Facility	886	916	96.72%
Indiana State Prison	2417	2468	97.93%
Indiana Womens Prison	667	727	91.75%
Madison - Jefferson Co WR	93	102	91.18%
Madison Correctional Facility	730	848	86.08%
Miami Corr. Level 4 Facility	2342	2869	81.63%
New Castle Correctional Facility	3086	3240	95.25%
Pendleton Correctional Facility	1922	1962	97.96%
Plainfield Correctional Facility	1616	1652	97.82%
Putnamville Correctional Facility	2186	2212	98.82%
Reception Diagnostic Center	681	693	98.27%
Rockville Correctional Facility	925	981	94.29%
Rockville Correctional Intake	266	272	97.79%
South Bend Community Re-Entry Center	197	201	98.01%
Wabash Valley Correctional Institution	2144	2216	96.75%
Westville Correctional Facility	2832	2997	94.49%
Total	26428	27848	94.9%

Note:

Operational Bed Capacity includes beds that are occupied, available, held, and down

Notes Page

- (1) Benton, Franklin, & Newton are not state established Community Corrections programs under IC 11-12. As of February 2022, the Community Corrections population reflects the number of active individuals by their county of commitment on the last Tuesday of the month. This population includes all pre & post convictions and excludes Community Transition Program (CTP) and Juveniles.
- (2) Community Corrections data for county of commitment as of 05/01/2026.
- (3) As of January 1, 2021, all Marion County Community Corrections Pretrial participants were transferred to Marion County Probation for supervision, resulting in a significant decrease in the total population. As of January 1, 2023 Pretrial participants were transferred back to Marion County Community Corrections for supervision, resulting in a significant increase in the total population.
- (4) As of January 2022, all Community Corrections data is self-reported and uniformly collected under the Supervised Release System (SRS). Community Corrections population may be supervised by other county agencies than their county of commitment. Community Corrections agencies may also administer or oversee additional types of services, treatments, or grant programs as part of the Community Corrections & Justice Reinvestment Grants (i.e., Probation, Pretrial Services, Court Recidivism Reduction Programs, Prosecutor's Diversion, and Jail Treatment programs) that are not reflected in this data as of 1/1/2020.
- (5) IDOC Felony F6 is the count of offenders whose most serious offense is a felony level F6 currently housed in an IDOC facility.
- (6) Jail DOC Contract count includes INcite numbers starting April 2025.
- (7) Due to a change in process to account for back dated admissions from the courts, there is an apparent increase in admissions starting in June 2025.
- (8) As of January 2026, Franklin County has become a state established Community Corrections Program.

Graph 5: Adult Admission Trend: Old vs New Felony Levels

(Chart does not include Murder)

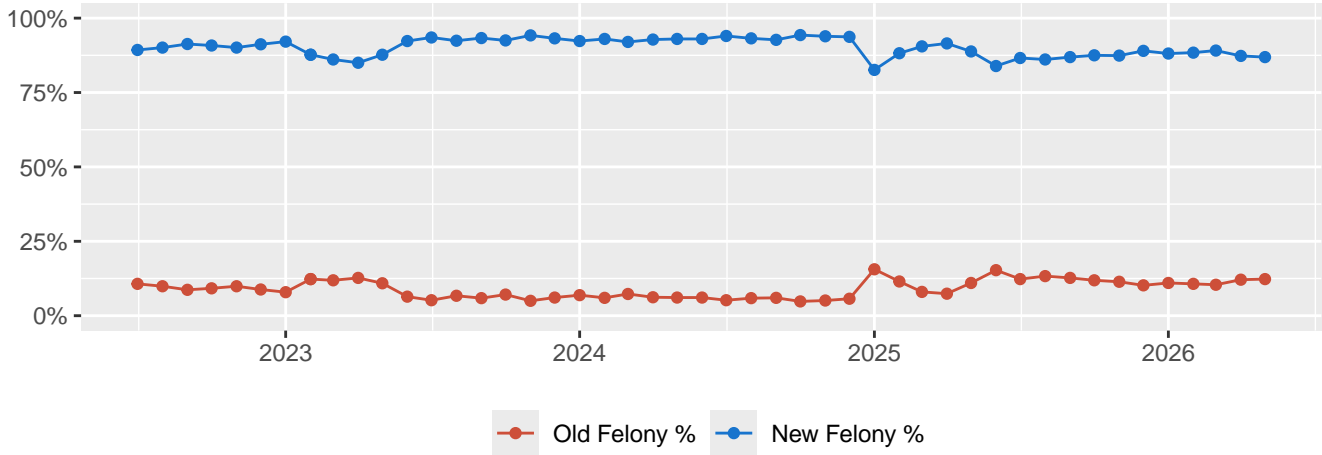


Table 5: Adult Admission Trend: Old vs New Felony Levels

Date	Old	New	Murder	Total	Old Felony %	New Felony %
March 2026	170	1229	8	1407	12.1%	87.3%
April 2026	169	1191	11	1371	12.3%	86.9%

Graph 6: Facility Population: New Felony Levels

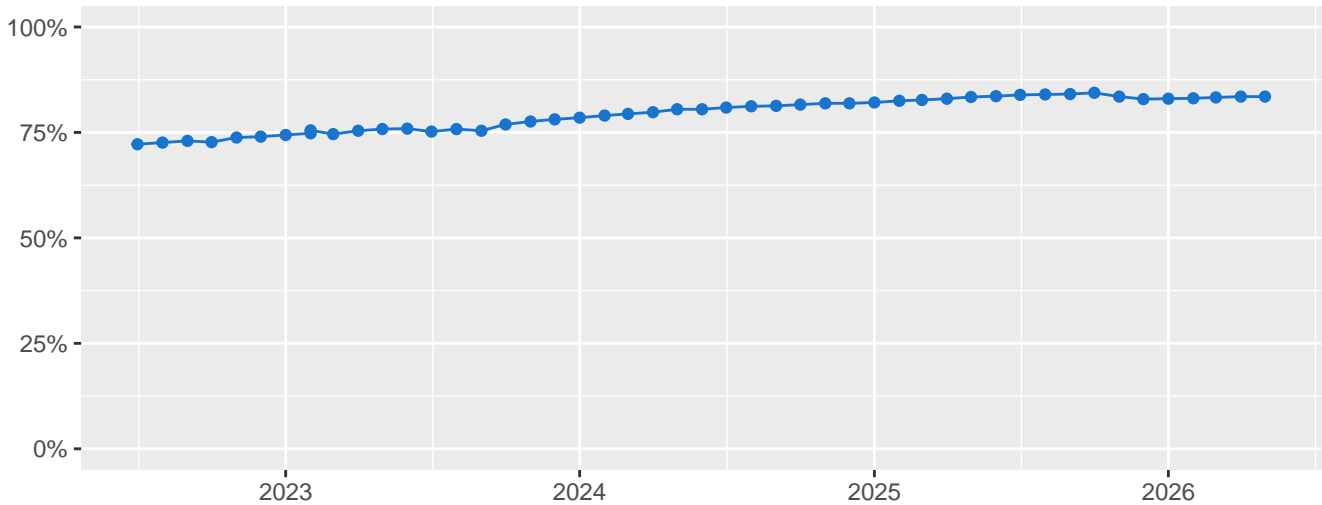
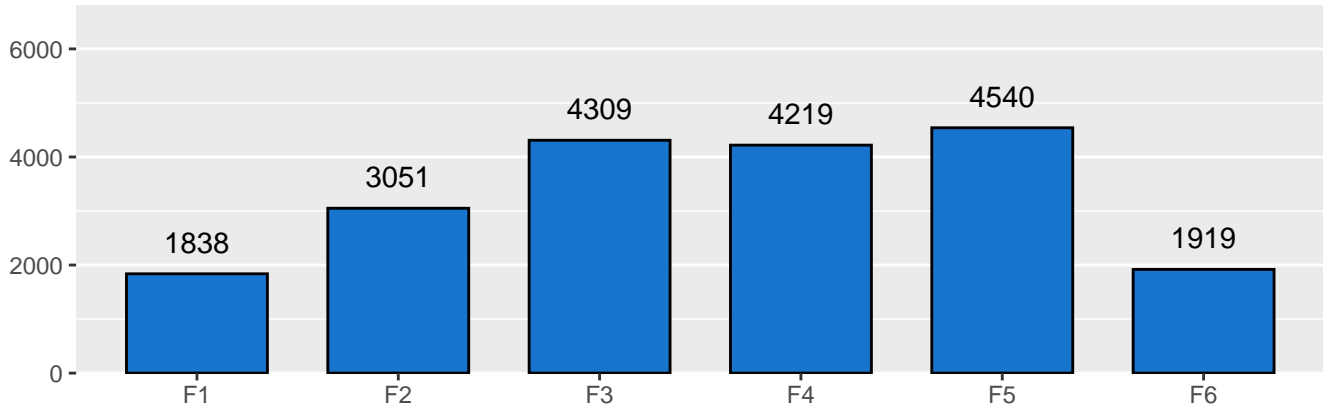


Table 6: Facility Population: New Felony Levels

Date	Old	New	Murder	Total	Old Felony %	New Felony %	Total
March 2026	3903	19798	2766	26467	16.5%	83.5%	
April 2026	3916	19876	2778	26570	16.5%	83.5%	

Graph 7: Distribution of New Felony Levels by Most Serious Offense



Graph 8: Admission and Release Totals

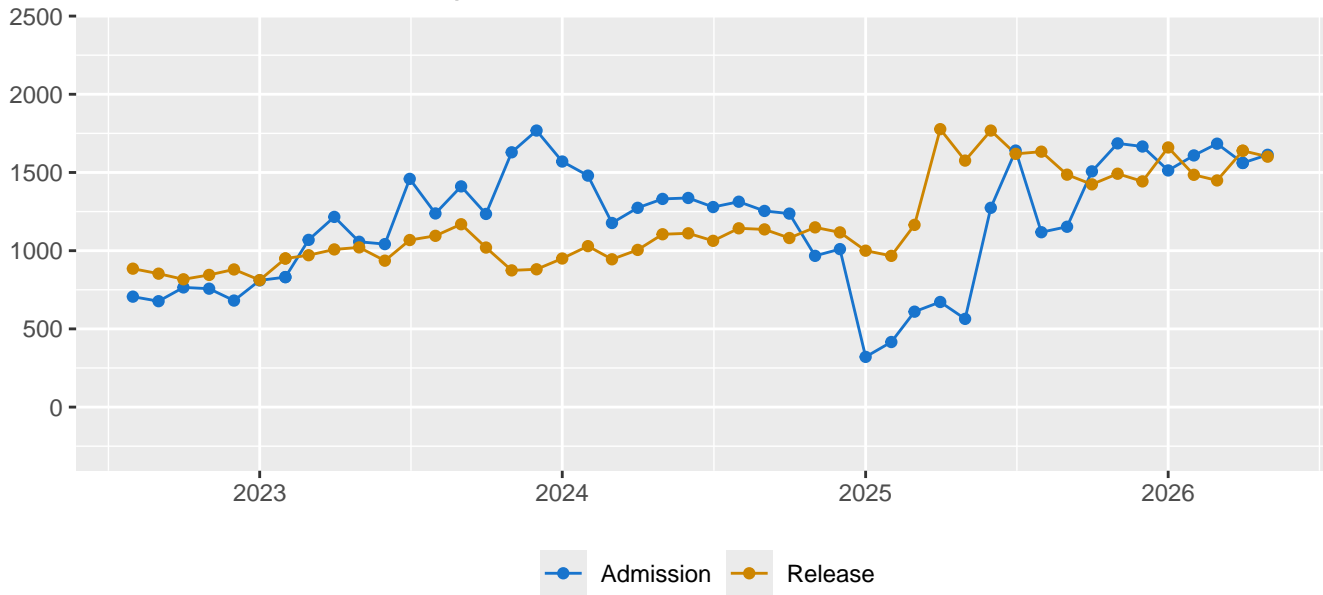


Table 7: Admission Totals

Date	New Commit	Technical	Other	Total Admissions
March 2026	1059	391	111	1561
April 2026	1199	337	77	1613

Table 8: Release Totals

Date	Parole	Probation	Discharge	CTP	Community Corrections	Other	Total Releases
March 2026	796	243	406	183	68	11	1639
April 2026	742	286	395	175	82	3	1601

Graph 9: Facility Capacity by Security Level

