

Indiana Department of Correction
January 2026

Offender Population Report

Prepared for the Justice Reinvestment Advisory Council
and State Budget Committee

Lloyd Arnold, Commissioner



Contents

Admissions 2

County of Commit 10

Population Trend 12

DOC Facility Population & Capacity 15

Notes Page 16

Admissions

January 2026 Admissions by Most Serious Offense

Table 1: Monthly Admissions by Most Serious Offense

Most Serious Offense	F1	F2	F3	F4	F5	F6	FA	FB	FC	FD	M	MA	NA	Total
Aggravated Battery	0	0	20	0	0	0	0	1	0	0	0	0	0	21
Aiding Dealing In Methamphetamine	0	0	1	0	0	0	0	0	0	0	0	0	0	1
Armed Robbery-Taking Property By Force Or Threatening Use Of Force While Armed	0	0	5	0	9	0	0	0	0	0	0	0	0	14
Arson	0	0	0	6	0	0	0	0	0	0	0	0	0	6
Attempted Aggravated Battery	0	0	2	0	0	0	0	0	0	0	0	0	0	2
Attempted Armed Robbery-Taking Property By Force Or Threatening Use Of Force While Armed	0	0	1	0	2	0	0	0	0	0	0	0	0	3
Attempted Arson	0	0	0	1	0	0	0	0	0	0	0	0	0	1
Attempted Attempted Murder	0	0	0	0	0	0	1	0	0	0	0	0	0	1
Attempted Battery On A Public Safety Official	0	0	0	0	0	1	0	0	0	0	0	0	0	1
Attempted Burglary	0	0	0	1	0	0	0	0	0	0	0	0	0	1
Attempted Child Molesting	1	0	0	0	0	0	0	0	0	0	0	0	0	1
Attempted Escape	0	0	0	0	1	0	0	0	0	0	0	0	0	1
Attempted Murder	2	0	0	0	0	0	0	0	0	0	0	0	0	2
Attempted Rape	0	0	1	0	0	0	0	0	0	0	0	0	0	1
Attempted Residential Entry	0	0	0	0	0	2	0	0	0	0	0	0	0	2
Attempted Robbery	0	0	0	0	1	0	0	0	0	0	0	0	0	1
Attempted Robbery (Armed Or Bodily Injury)	0	0	0	0	0	0	0	1	0	0	0	0	0	1
Attempted Robbery (Serious Bodily Injury)	0	2	0	0	0	0	0	0	0	0	0	0	0	2
Attempted Vicarious Sexual Gratification	0	0	1	0	0	0	0	0	0	0	0	0	0	1
Auto Theft	0	0	0	0	0	1	0	0	0	0	0	0	0	1
Auto Theft, Receiving Stolen Auto Parts	0	0	0	0	3	0	0	0	0	0	0	0	0	3
Auto Theft, Same 8265, Prior Conviction For Either Theft Of An Auto Or Auto Parts	0	0	0	0	6	0	0	0	0	0	0	0	0	6
Auto Theft-Same 7054, But Defendant Has A Prior For Either Theft Of An Auto	0	0	0	0	3	0	0	0	0	0	0	0	0	3
Auto Theft-Theft Of An Entire Motor Vehicle	0	0	0	0	0	10	0	0	0	0	0	0	0	10
Auto Theft-Theft Of Entire Motor Vehicle	0	0	0	0	1	0	0	0	0	0	0	0	0	1
Battery	0	0	0	0	5	2	0	0	1	0	0	0	0	8
Battery Against A Public Safety Official	0	0	0	0	3	0	0	0	0	0	0	0	0	3

Battery By Bodily Waste	0	0	0	0	0	1	0	0	0	0	0	0	0	1
Battery By Bodily Waste Against A Public Safety Officer	0	0	0	0	0	2	0	0	0	0	0	0	0	2
Battery By Means Of A Deadly Weapon	0	0	0	0	12	0	0	0	0	0	0	0	0	12
Battery On A Public Safety Official	0	0	0	0	0	3	0	0	0	0	0	0	0	3
Battery Resulting In Moderate Bodily Injury	0	0	0	0	0	6	0	0	0	0	0	0	0	6
Battery Resulting In Serious Bodily Injury	0	0	0	0	7	0	0	0	0	0	0	0	0	7
Battery Sbi Victim Under 14	0	0	1	0	0	0	0	0	0	0	0	0	0	1
Battery W/Bodily Injury To A Public Safety Officer	0	0	0	0	4	0	0	0	0	0	0	0	0	4
Burglary	0	2	1	16	29	0	1	11	0	0	0	0	0	60
Carjacking	0	0	0	0	0	0	0	1	0	0	0	0	0	1
Carrying A Handgun W/O License, Def Has A Prior Conviction For Carrying C/O License.	0	0	0	0	6	0	0	0	0	0	0	0	0	6
Child Exploitation	0	0	0	8	3	0	0	0	0	0	0	0	0	11
Child Molesting	9	0	2	15	0	0	3	2	3	0	0	0	0	34
Child Seduction Guardian, Adoptive Parent, Adoptive Grandparent, Custodian Or Step	0	0	0	0	1	0	0	0	0	0	0	0	0	1
Child Solicitation	0	0	0	7	8	0	0	0	0	0	0	0	0	15
Conspiracy Aggravated Battery	0	0	1	0	0	0	0	0	0	0	0	0	0	1
Conspiracy Attempted Murder	0	1	0	0	0	0	0	0	0	0	0	0	0	1
Conspiracy Dealing In Cocaine Or Narcotic Drug	0	0	0	1	0	0	0	0	0	0	0	0	0	1
Conspiracy Dealing In Methamphetamine	0	2	0	1	0	0	1	0	0	0	0	0	0	4
Conspiracy To Commit Murder	0	2	0	0	0	0	0	0	0	0	0	0	0	2
Conspiracy To Commit Murder Conspiracy Results In Death	2	0	0	0	0	0	0	0	0	0	0	0	0	2
Conversion	0	0	0	0	2	0	0	0	0	0	0	0	0	2
Corrupt Business Influence	0	0	0	0	2	0	0	0	0	0	0	0	0	2
Criminal Confinement	0	0	2	1	2	5	0	1	0	0	0	0	0	11
Criminal Confinement Resulting In Bodily Injury	0	0	0	0	2	0	0	0	0	0	0	0	0	2
Criminal Confinement While Armed With A Deadly Weapon	0	0	3	0	0	0	0	0	0	0	0	0	0	3
Criminal Confinement With Moderate Bodily Injury	0	0	0	3	0	0	0	0	0	0	0	0	0	3
Criminal Deviate Conduct	0	0	0	0	0	0	1	0	0	0	0	0	0	1
Criminal Recklessness	0	0	0	0	2	3	0	0	0	0	0	0	0	5
Criminal Recklessness Committed With A Deadly Weapon	0	0	0	0	0	2	0	0	0	0	0	0	0	2
Criminal Recklessness, Def. Shoots Firearm Into A Building.	0	0	0	0	2	0	0	0	0	0	0	0	0	2

Criminal Trespass	0	0	0	0	0	8	0	0	0	0	0	0	0	8
Danger Poss Firearm Child Prev Conv/Adj	0	0	0	0	1	0	0	0	0	0	0	0	0	1
Dangerous Control Of Firearm By A Child	0	0	0	0	1	0	0	0	0	0	0	0	0	1
Deal Controlled Substance Result Death	2	0	0	0	0	0	0	0	0	0	0	0	0	2
Dealing A Sched I, Ii, Iii Control Subst	0	3	4	0	1	1	0	0	0	0	0	0	0	9
Dealing In Cocaine Or Narcotic Drug	0	15	12	7	6	0	3	2	0	0	0	0	0	45
Dealing In Marijuana, Hash Oil, Hashish	0	0	0	0	3	6	0	0	0	0	0	0	0	9
Dealing In Methamphetamine	0	28	17	13	8	0	0	2	0	0	0	0	0	68
Dealing Schedule Iii In Penal Or Juvenile Facility: <1g	0	0	0	0	1	0	0	0	0	0	0	0	0	1
Def, W/Intent To Defraud, Makes/Utters Written Instrument That Purports To Have	0	0	0	0	0	3	0	0	0	0	0	0	0	3
Disarming A Law Enforcement Officer	0	0	0	0	2	0	0	0	0	0	0	0	0	2
Domestic Battery	0	0	0	0	0	4	0	0	0	0	0	0	0	4
Domestic Battery By Means Of A Deadly Weapon	0	0	0	0	5	0	0	0	0	0	0	0	0	5
Domestic Battery Committed In The Presence Of A Child Less Than 16	0	0	0	0	0	5	0	0	0	0	0	0	0	5
Domestic Battery On A Person Less Than 14 Years Old	0	0	0	0	0	1	0	0	0	0	0	0	0	1
Domestic Battery Resulting In Moderate Bodily Injury	0	0	0	0	0	2	0	0	0	0	0	0	0	2
Domestic Battery Resulting In Sbi	0	0	0	0	3	0	0	0	0	0	0	0	0	3
Domestic Battery Resulting In Serious Bodily Injury	0	0	0	0	2	0	0	0	0	0	0	0	0	2
Domestic Battery W/Bodily Injury Person Under 14	0	0	0	0	1	0	0	0	0	0	0	0	0	1
Domestic Battery With Injury To A Pregnant Woman.	0	0	0	0	3	0	0	0	0	0	0	0	0	3
Domestic Battery With Prev Battery Conv	0	0	0	0	4	0	0	0	0	0	0	0	0	4
Domestic Battery-Def Has Been Previously Convicted Of Battery Or Strangulation	0	0	0	0	7	0	0	0	0	0	0	0	0	7
Domestic Battery-Def. Has A Prior Conviction For Any Sort Of Battery Or Strangulation	0	0	0	0	0	10	0	0	0	0	0	0	0	10
Escape	0	0	0	0	4	8	0	0	2	0	0	0	0	14

Escape-Def Violates Home Detention Or Removes An Electronic Device	0	0	0	0	0	1	0	0	0	0	0	0	0	1
Fail To Stop After Acc - Result In Death	0	0	0	0	1	0	0	0	0	0	0	0	0	1
Failure Of Sex Offender To Possess Id	0	0	0	0	0	1	0	0	0	0	0	0	0	1
Failure To Register As A Sex Offender	0	0	0	0	20	9	0	0	0	0	0	0	0	29
Failure To Remain At The Scene Of An Accident Resulting In Death	0	0	0	1	0	0	0	0	0	0	0	0	0	1
Failure To Return To Acc Result Ser Inj	0	0	0	0	0	1	0	0	0	0	0	0	0	1
Failure To Return To Lawful Detention	0	0	0	0	0	3	0	0	0	1	0	0	0	4
Forgery,Counterfeiting,Application Fraud	0	0	0	0	0	1	0	0	0	0	0	0	0	1
Fraud	0	0	0	0	3	2	0	0	0	0	0	0	0	5
Fraud On A Financial Institution	0	0	0	0	1	0	0	0	0	0	0	0	0	1
Handgun Violation (Felony Within 15 Yrs)	0	0	0	0	3	0	0	0	0	0	0	0	0	3
Identity Deception	0	0	0	0	0	2	0	0	0	0	0	0	0	2
Impersonating A Public Servant	0	0	0	0	0	1	0	0	0	0	0	0	0	1
Intimidation	0	0	0	0	29	25	0	0	0	0	0	0	0	54
Invasion Of Privacy	0	0	0	0	0	8	0	0	0	0	0	0	0	8
Kidnapping	0	0	3	0	1	1	0	0	0	0	0	0	0	5
Leaving The Scene Of An Accident Resulting In Death Or Catastrophic Injury	0	0	0	2	0	0	0	0	0	0	0	0	0	2
Manufacturing Methamphetamine	0	0	0	1	0	0	0	0	0	0	0	0	0	1
Murder	0	0	0	0	0	0	0	0	0	0	12	0	0	12
Neglect Of A Dependent	0	0	0	0	2	1	0	1	0	0	0	0	0	4
Neglect Of A Dependent Resulting In Bodily Injury	0	0	0	0	1	0	0	0	0	0	0	0	0	1
Neglect Of A Dependent W/ Serious Injury	0	0	2	0	0	0	0	0	0	0	0	0	0	2
Neglect Of A Dependent Resulting In Death	0	0	1	0	0	0	0	0	0	0	0	0	0	1
Neglect Of Dependent Resulting In Death	1	0	0	0	0	0	0	0	0	0	0	0	0	1
Non Support Dep Child - Prev Conviction	0	0	0	0	4	0	0	0	0	0	0	0	0	4
Non Support Of Dependent Child	0	0	0	0	0	0	0	0	1	0	0	0	0	1
Non-Support Of Dependent Child Obstruction Of Justice	0	0	0	0	0	3	0	0	0	0	0	0	0	3
	0	0	0	0	3	6	0	0	0	0	0	0	0	9
Oper Veh - Intox - Prior Conviction	0	0	0	0	1	0	0	0	0	0	0	0	0	1
Oper Veh - Intox - Result - Death	0	0	0	1	0	0	0	0	0	0	0	0	0	1

Oper Veh - Intox - Result - Ser Body Inj	0	0	0	1	0	0	0	0	0	0	0	0	0	1
Oper Veh - Sch 1,2 - Result - Death	0	0	0	1	0	0	0	0	0	0	0	0	0	1
Oper Veh - Ser Bodily Injury W/Schd I,II	0	0	0	0	2	0	0	0	0	0	0	0	0	2
Oper Veh .08 Or More - Prior Conviction	0	0	0	0	0	3	0	0	0	0	0	0	0	3
Oper Veh .15 Or More - Prior Conviction	0	0	0	0	1	0	0	0	0	0	0	0	0	1
Oper Veh Intox Causing Sbi	0	0	0	0	3	0	0	0	0	0	0	0	0	3
Oper Veh Intox-Prior W/I 7y	0	0	0	0	0	15	0	0	0	0	0	0	0	15
Oper Vehicle - Intox - Prev Conviction	0	0	0	0	0	4	0	0	0	0	0	0	0	4
Operate Vehicle After Suspended For Life	0	0	0	0	13	0	0	0	0	0	0	0	0	13
Operating A Vehicle Intoxicated: Endangering A Person	0	0	0	0	0	1	0	0	0	0	0	0	0	1
Operating A Vehicle While Intoxicated: Endangering A Person Less Than 18yrs	0	0	0	0	0	2	0	0	0	0	0	0	0	2
Operating A Vehicle While Intoxicated: Prior Conviction Within 7 Years	0	0	0	0	0	6	0	0	0	0	0	0	0	6
Operating A Vehicle With An Ace Of .15 Or More But Where Def. Has A Prior Conviction	0	0	0	0	0	2	0	0	0	0	0	0	0	2
Operating Veh. While Intox Passenger Under 18	0	0	0	0	0	1	0	0	0	0	0	0	0	1
Operating Vehicle-Habit Traffic Violator	0	0	0	0	0	5	0	0	0	0	0	0	0	5
Organized Retail Theft - Property Is A Firearm	0	0	0	0	1	0	0	0	0	0	0	0	0	1
Organized Retail Theft-Exercises Unauth. Control Over Property	0	0	0	0	0	1	0	0	0	0	0	0	0	1
Perform Sex Conduct In Presence Of Minor	0	0	0	0	0	1	0	0	0	0	0	0	0	1
Possess Child Porn W/ Aggravating Factor Found In 35-42-4-4(E)(1)	0	0	0	0	5	0	0	0	0	0	0	0	0	5
Possession Dangerous Device	0	0	0	0	1	0	0	0	0	0	0	0	0	1
Possession Of A Machine Gun Or Bomb	0	0	0	0	1	0	0	0	0	0	0	0	0	1
Possession Of Altered Firearm	0	0	0	0	1	0	0	0	0	0	0	0	0	1
Possession Of Cocaine Or Narcotic Drug	0	0	1	10	13	24	0	0	0	0	0	0	0	48
Possession Of Controlled Substance	0	0	0	0	0	1	0	0	0	0	0	0	0	1
Possession Of Marijuana, Hash, Hash Oil	0	0	0	0	0	1	0	0	0	0	0	0	0	1
Possession Of Methamphetamine	0	0	14	19	44	110	0	1	0	0	0	0	0	188

Possession Of Methamphetamine With Intent To Deal	0	0	0	0	2	0	0	0	0	0	0	0	0	2
Possession Of Syringes Or Needles	0	0	0	0	0	8	0	0	0	0	0	0	0	8
Possession Or Use Of Legend Drug	0	0	0	0	0	4	0	0	0	0	0	0	0	4
Possession With Intent To Deliver Cocaine Or A Narcotic Drug-At Least 5 Grams	0	0	1	0	0	0	0	0	0	0	0	0	0	1
Promoting Prostitution	0	0	0	0	1	0	0	0	0	0	0	0	0	1
Public Indecency With Prior Conviction	0	0	0	0	0	1	0	0	0	0	0	0	0	1
Rape	0	0	8	0	0	0	3	1	0	0	0	0	0	12
Reckless Homicide	0	0	0	0	5	0	0	0	0	0	0	0	0	5
Residential Entry	0	0	0	0	0	9	0	0	0	0	0	0	0	9
Resisting Law Enforcement	0	0	0	0	2	11	0	0	0	0	0	0	0	13
Resisting Law Enforcement-But Use Of A Vehicle And Causes Sbi.	0	0	0	0	1	0	0	0	0	0	0	0	0	1
Resisting Law Enforcement-Def Draws A Weapon	0	0	0	0	0	1	0	0	0	0	0	0	0	1
Resisting Law Enforcement-Def Uses A Vehicle	0	0	0	0	0	12	0	0	0	0	0	0	0	12
Robbery	0	0	0	0	4	0	0	0	0	0	0	0	0	4
Robbery (Armed Or Bodily Injury)	0	0	22	0	0	0	0	4	0	0	0	0	0	26
Robbery Taking Prop By Force	0	0	1	0	0	0	0	0	0	0	0	0	0	1
Sexual Battery	0	0	0	0	0	1	0	0	0	0	0	0	0	1
Sexual Misconduct With A Minor	0	0	0	3	5	0	0	2	0	0	0	0	0	10
Stalking	0	0	0	0	4	2	0	0	0	0	0	0	0	6
Strangulation	0	0	0	0	0	11	0	0	0	0	0	0	0	11
Theft Where Value Of Property Is Between \$750-\$50k	0	0	0	0	0	15	0	0	0	0	0	0	0	15
Theft, Def. Has A Prior Conviction For Either Theft Or Conversion	0	0	0	0	0	27	0	0	0	0	0	0	0	27
Theft,Receiving Stolen Property	0	0	0	0	0	21	0	0	0	2	0	0	0	23
Theft-Use When Property Stolen Is A Firearm	0	0	0	0	2	0	0	0	0	0	0	0	0	2
Theft; Prior Conviction For Robbery Or Burglary	0	0	0	0	0	2	0	0	0	0	0	0	0	2
Unlawful Carrying Of A Handgun	0	0	0	0	4	0	0	0	0	0	0	0	0	4
Unlawful Carrying Of A Handgun-Prior Conviction Under This Section	0	0	0	0	21	0	0	0	0	0	0	0	0	21
Unlawful Entry By A Serious Sex Offender	0	0	0	0	0	1	0	0	0	0	0	0	0	1
Unlawful Firearm Poss By Serious Felon	0	0	0	45	0	0	0	1	0	0	0	0	0	46
Vicarious Sexual Gratification	0	0	0	1	0	0	0	0	0	0	0	0	0	1
Visiting A Common Nuisance - Cntrl Subs	0	0	0	0	0	1	0	0	0	0	0	0	0	1
Voluntary Manslaughter	0	5	0	0	0	0	0	0	0	0	0	0	0	5

Unknown	0	0	0	0	0	0	0	0	0	0	0	0	96	96
Total	17	60	127	165	373	455	13	31	7	3	12	0	96	1359

County of Commit

January 2026 County of Commit

Table 2: County of Commitment

County	DOC	Community Corrections	Jail DOC Contract	Jail Felony F6 Diversions	County Totals
Adams	105	61	1	18	185
Allen	1918	456	71	14	2459
Bartholomew	278	119	6	6	409
Benton	27	5	0	0	32
Blackford	71	62	5	3	141
Boone	183	95	4	15	297
Brown	48	12	7	0	67
Carroll	77	53	2	0	132
Cass	217	128	2	18	365
Clark	191	146	6	20	363
Clay	93	126	0	3	222
Clinton	150	66	5	25	246
Crawford	35	1	0	1	37
Daviess	91	160	3	2	256
Dearborn	254	73	6	8	341
Decatur	185	22	8	17	232
Dekalb	193	45	5	7	250
Delaware	404	186	18	6	614
Dubois	104	108	4	8	224
Elkhart	1337	344	24	2	1707
Fayette	140	103	7	1	251
Floyd	204	112	8	4	328
Fountain	40	21	1	1	63
Franklin	42	0	4	4	50
Fulton	73	42	2	7	124
Gibson	121	46	5	9	181
Grant	279	100	6	24	409
Greene	131	38	6	18	193
Hamilton	357	409	20	39	825
Hancock	131	85	3	16	235
Harrison	102	56	1	0	159
Hendricks	341	167	9	0	517
Henry	195	36	2	24	257
Howard	322	228	10	23	583
Huntington	335	66	4	0	405
Jackson	136	129	5	12	282
Jasper	94	29	7	1	131
Jay	171	7	4	9	191
Jefferson	293	272	17	5	587
Jennings	90	91	6	22	209
Johnson	412	298	19	6	735
Knox	183	109	3	3	298
Kosciusko	226	74	7	61	368
LaGrange	76	46	1	19	142
LaPorte	340	280	13	2	635
Lake	934	324	24	36	1318
Lawrence	193	52	9	2	256
Madison	1213	538	26	5	1782

Marion	4939	2870	140	7	7956
Marshall	245	99	12	17	373
Martin	20	35	0	1	56
Miami	75	32	5	0	112
Monroe	228	251	3	6	488
Montgomery	136	39	10	3	188
Morgan	196	28	1	47	272
Newton	47	7	3	2	59
Noble	235	44	16	6	301
Ohio	33	6	0	0	39
Orange	99	1	3	4	107
Owen	45	75	4	1	125
Parke	49	5	5	0	59
Perry	73	85	5	1	164
Pike	74	32	3	4	113
Porter	228	42	8	17	295
Posey	141	82	6	1	230
Pulaski	40	25	2	4	71
Putnam	76	50	5	0	131
Randolph	43	10	3	3	59
Ripley	127	32	9	8	176
Rush	39	22	4	6	71
Saint Joseph	974	184	35	57	1250
Scott	119	142	5	5	271
Shelby	243	97	14	1	355
Spencer	59	79	1	0	139
Starke	53	44	1	0	98
Steuben	142	76	12	3	233
Sullivan	86	14	9	2	111
Switzerland	53	11	5	1	70
Tippecanoe	880	422	35	16	1353
Tipton	9	58	0	3	70
Union	18	5	1	1	25
Vanderburgh	921	268	62	1	1252
Vermillion	79	33	10	4	126
Vigo	441	305	13	5	764
Wabash	258	61	9	0	328
Warren	49	12	6	9	76
Warrick	84	13	2	20	119
Washington	147	11	10	0	168
Wayne	377	15	13	37	442
Wells	147	16	10	0	173
White	53	42	0	0	95
Whitley	146	66	1	22	235
Unknown	581	0	0	0	581
Totals	26242	11872	907	851	39872

Note:

Jail counts are from December 31, 2025

Jail DOC Contract count includes INcite numbers starting April 2025

Population Trend

January 2026 Population Trend Summary

Table 3: Population Trend

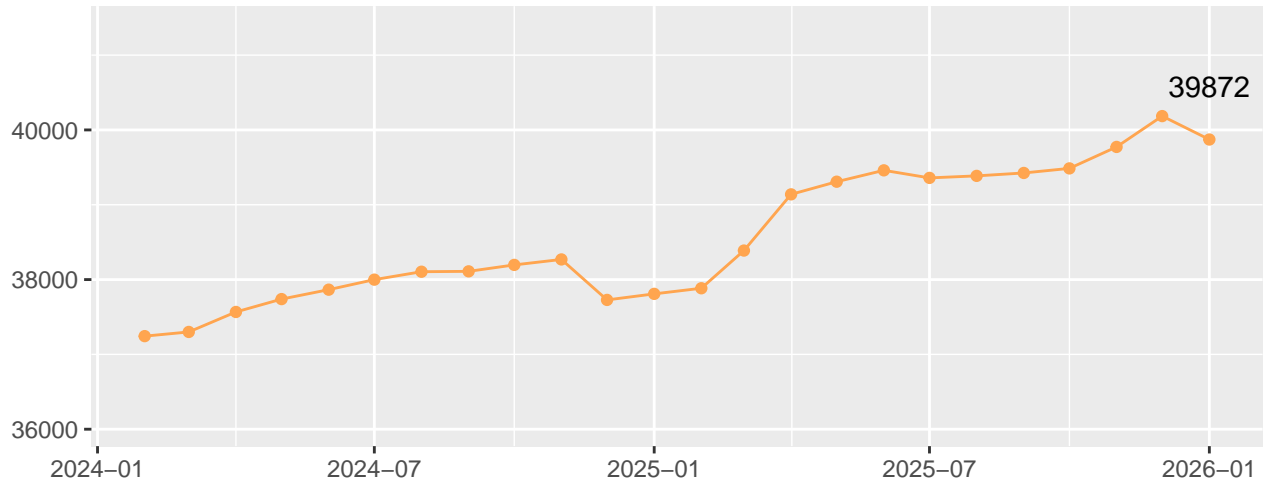
Date	DOC Adult	Community Corrections	Jail DOC Contract	Jail Felony F6 Diversions	Total	IDOC Felony F6
02/01/2024	23374	11633	863	1374	37244	
03/01/2024	23620	11633	771	1276	37300	
04/01/2024	23787	11775	741	1264	37567	
05/01/2024	23854	11800	793	1292	37739	
06/01/2024	24026	11772	810	1257	37865	1507
07/01/2024	24147	11750	818	1284	37999	1527
08/01/2024	24276	11877	766	1186	38105	1574
09/01/2024	24178	11980	766	1186	38110	1546
10/01/2024	24179	12042	833	1142	38196	1533
11/01/2024	24373	11921	833	1142	38269	1603
12/01/2024	24271	11874	492	1091	37728	1576
01/01/2025	24519	11793	399	1098	37809	1638
02/01/2025	24716	11791	371	1006	37884	1666
03/01/2025	24930	11886	560	1012	38388	1681
04/01/2025	25239	11958	920	1022	39139	1782
05/01/2025	25175	12041	1104	988	39308	1803
06/01/2025	25305	12014	1111	1030	39460	1805
07/01/2025	25519	12004	924	912	39359	1876
08/01/2025	25543	11842	1053	948	39386	1877
09/01/2025	25488	11886	1097	954	39425	1856
10/01/2025	25607	11905	1004	970	39486	1868
11/01/2025	26059	11878	900	936	39773	1922
12/01/2025	26331	11880	1057	917	40185	1940
01/01/2026	26242	11872	907	851	39872	1899

Note:

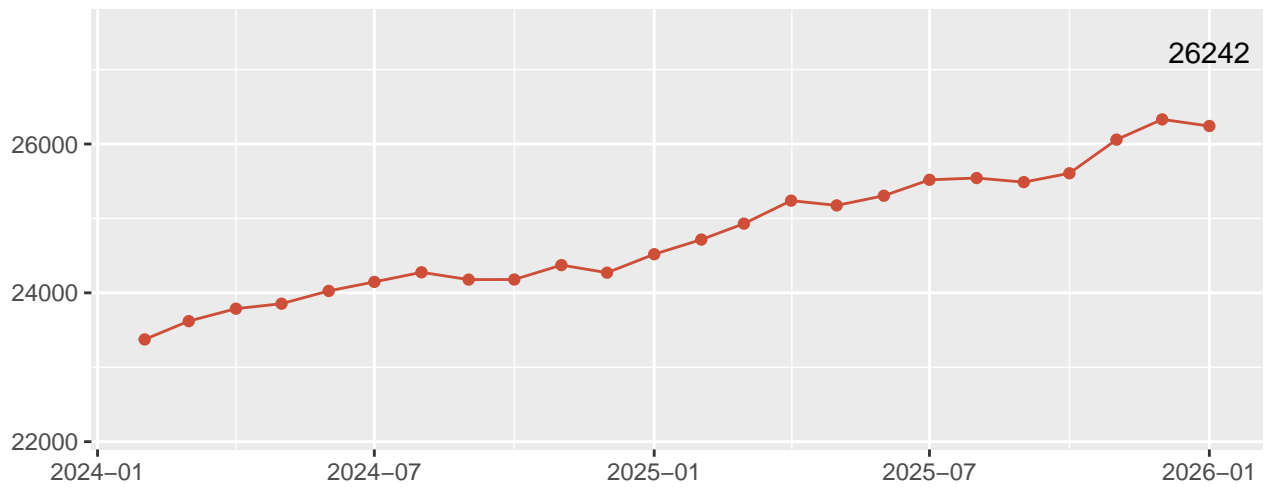
Jail counts are from December 31, 2025

Jail DOC Contract count includes INcite numbers starting April 2025

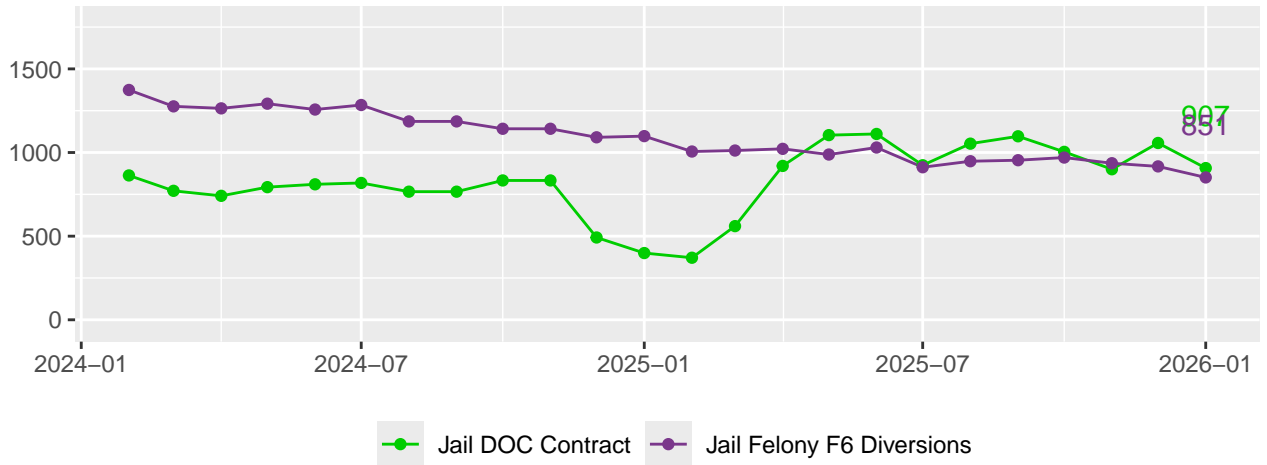
Graph 1: Population Trend, Total



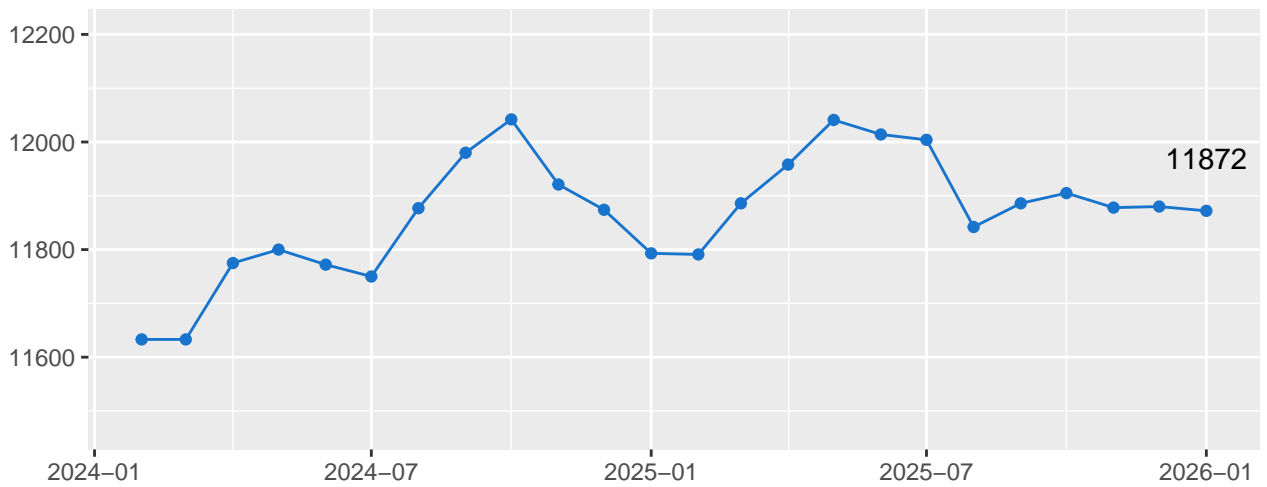
Graph 2: Population Trend, DOC Adult



Graph 3: Population Trend, Jail



Graph 4: Population Trend, Community Corrections



DOC Facility Population & Capacity

January 2026 Population & Capacity By Facility

Table 4: Inmates Housed and Bed Capacity by Facility

FACILITY	POPULATION	BEDS	CAPACITY %
Branchville Correctional Facility	1481	1533	96.61%
Chain Olakes Correctional Facility	128	140	91.43%
Correctional Industrial Facility	1456	1475	98.71%
Edinburgh Correctional Facility	329	344	95.64%
Heritage Trail Correctional Facility	866	916	94.54%
Indiana State Prison	2416	2468	97.89%
Indiana Womens Prison	618	727	85.01%
Madison - Jefferson Co WR	89	102	87.25%
Madison Correctional Facility	785	848	92.57%
Miami Corr. Level 4 Facility	2338	2874	81.35%
New Castle Correctional Facility	3078	3249	94.74%
Pendleton Correctional Facility	1810	1976	91.6%
Plainfield Correctional Facility	1619	1654	97.88%
Putnamville Correctional Facility	2157	2212	97.51%
Reception Diagnostic Center	652	695	93.81%
Rockville Correctional Facility	915	981	93.27%
Rockville Correctional Intake	231	272	84.93%
South Bend Community Re-Entry Center	178	201	88.56%
Wabash Valley Correctional Institution	2139	2216	96.53%
Westville Correctional Facility	2745	2997	91.59%
Total	26030	27880	93.36%

Note:

Operational Bed Capacity includes beds that are occupied, available, held, and down

Notes Page

- (1) Benton, Franklin, & Newton are not state established Community Corrections programs under IC 11-12. As of February 2022, the Community Corrections population reflects the number of active individuals by their county of commitment on the last Tuesday of the month. This population includes all pre & post convictions and excludes Community Transition Program (CTP) and Juveniles.
- (2) Community Corrections data for county of commitment as of 01/01/2026.
- (3) As of January 1, 2021, all Marion County Community Corrections Pretrial participants were transferred to Marion County Probation for supervision, resulting in a significant decrease in the total population. As of January 1, 2023 Pretrial participants were transferred back to Marion County Community Corrections for supervision, resulting in a significant increase in the total population.
- (4) As of January 2022, all Community Corrections data is self-reported and uniformly collected under the Supervised Release System (SRS). Community Corrections population may be supervised by other county agencies than their county of commitment. Community Corrections agencies may also administer or oversee additional types of services, treatments, or grant programs as part of the Community Corrections & Justice Reinvestment Grants (i.e., Probation, Pretrial Services, Court Recidivism Reduction Programs, Prosecutor's Diversion, and Jail Treatment programs) that are not reflected in this data as of 1/1/2020.
- (5) IDOC Felony F6 is the count of offenders whose most serious offense is a felony level F6 currently housed in an IDOC facility.
- (6) Jail DOC Contract count includes INcite numbers starting April 2025.
- (7) Due to a change in process to account for back dated admissions from the courts, there is an apparent increase in admissions starting in June 2025.

Graph 5: Adult Admission Trend: Old vs New Felony Levels

(Chart does not include Murder)

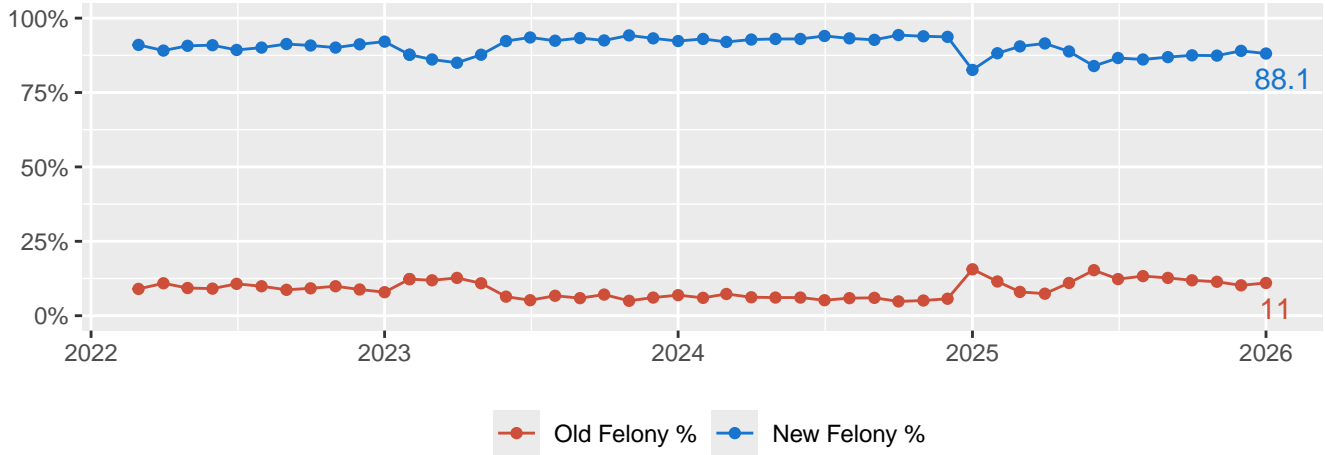


Table 5: Adult Admission Trend: Old vs New Felony Levels

Date	Old	New	Murder	Total	Old Felony %	New Felony %
November 2025	135	1176	10	1321	10.2%	89%
December 2025	150	1197	12	1359	11%	88.1%

Graph 6: Facility Population: New Felony Levels

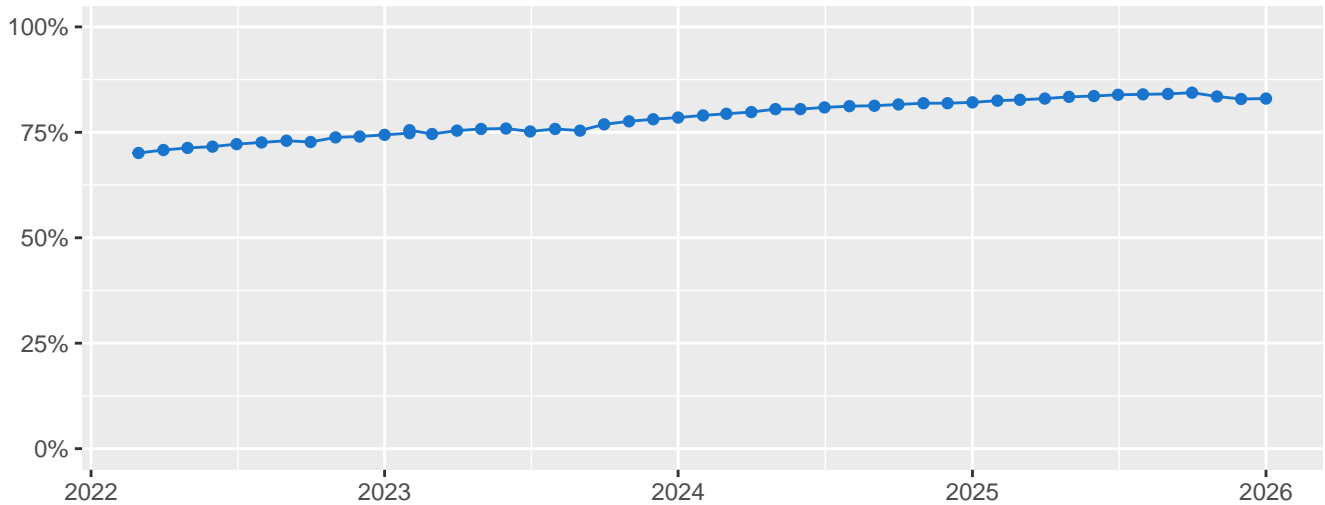
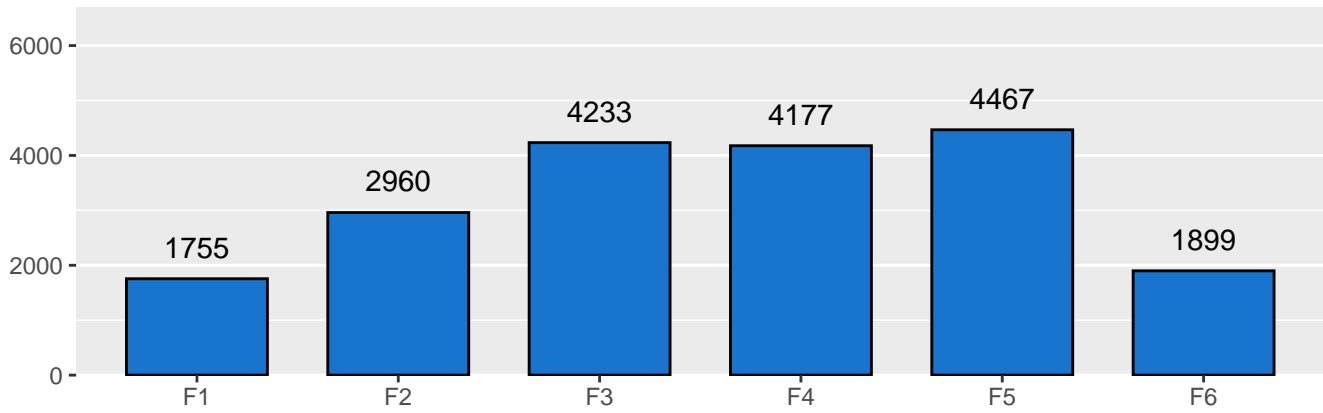


Table 6: Facility Population: New Felony Levels

Date	Old	New	Murder	Total	Old Felony %	New Felony %
November 2025	4028	19539	2764	26331	17.1%	82.9%
December 2025	3989	19491	2762	26242	17%	83%

Graph 7: Distribution of New Felony Levels by Most Serious Offense



Graph 8: Admission and Release Totals

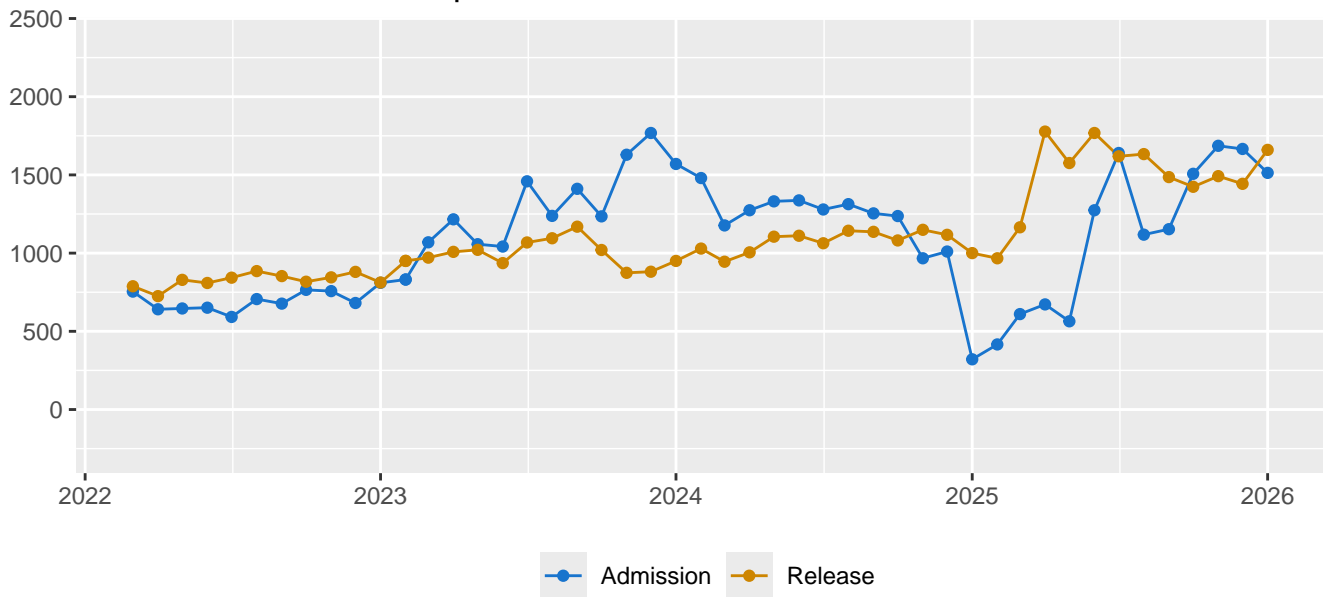


Table 7: Admission Totals

Date	New Commit	Technical	Other	Total Admissions
November 2025	1253	334	79	1666
December 2025	1099	334	80	1513

Table 8: Release Totals

Date	Parole	Probation	Discharge	CTP	Community Corrections	Other	Total Releases
November 2025	739	269	314	112	46	9	1443
December 2025	842	261	375	167	85	15	1660

Graph 9: Facility Capacity by Security Level

