

Indiana Department of Correction  
February 2026

Offender Population Report

Prepared for the Justice Reinvestment Advisory Council  
and State Budget Committee

Lloyd Arnold, Commissioner



**Contents**

Admissions . . . . . 2

County of Commit . . . . . 10

Population Trend . . . . . 12

DOC Facility Population & Capacity . . . . . 15

Notes Page . . . . . 16

## Admissions

February 2026 Admissions by Most Serious Offense

Table 1: Monthly Admissions by Most Serious Offense

Most Serious Offense	F1	F2	F3	F4	F5	F6	FA	FB	FC	FD	M	MA	NA	Total
Aggravated Battery	0	0	14	0	0	0	0	2	0	0	0	0	0	16
Aiding Auto Theft-Theft Of An Entire Motor Vehicle	0	0	0	0	0	1	0	0	0	0	0	0	0	1
Aiding Dealing In Methamphetamine	0	2	0	0	0	0	0	0	0	0	0	0	0	2
Aiding Murder	0	0	0	0	0	0	0	0	0	0	1	0	0	1
Aiding Robbery (Armed Or Bodily Injury)	0	0	1	0	0	0	0	0	0	0	0	0	0	1
Aiding Theft, Value Of Property > \$50k	0	0	0	0	1	0	0	0	0	0	0	0	0	1
Aiding Voluntary Manslaughter	0	1	0	0	0	0	0	0	0	0	0	0	0	1
Armed Robbery-Taking Property By Force Or Threatening Use Of Force While Armed	0	0	9	0	9	0	0	0	0	0	0	0	0	18
Arson	0	0	0	4	0	0	0	0	0	0	0	0	0	4
Assisting A Criminal	0	0	0	0	1	1	0	0	0	0	0	0	0	2
Attempted Aggravated Battery	0	0	2	0	0	0	0	0	0	0	0	0	0	2
Attempted Armed Robbery-Taking Property By Force Or Threatening Use Of Force While Armed	0	0	1	0	0	0	0	0	0	0	0	0	0	1
Attempted Attempted Murder	2	0	0	0	0	0	0	0	0	0	0	0	0	2
Attempted Battery By Means Of A Deadly Weapon	0	0	0	0	1	0	0	0	0	0	0	0	0	1
Attempted Burglary	0	0	0	1	2	0	0	0	0	0	0	0	0	3
Attempted Dealing In Methamphetamine	0	0	0	0	1	0	1	0	0	0	0	0	0	2
Attempted Manufacturing Methamphetamine	0	0	0	1	0	0	0	0	0	0	0	0	0	1
Attempted Murder	3	0	0	0	0	0	0	0	0	0	0	0	0	3
Attempted Rape	0	0	1	0	0	0	0	0	0	0	0	0	0	1
Attempted Robbery	0	0	0	0	1	0	0	0	0	0	0	0	0	1
Attempted Robbery (Armed Or Bodily Injury)	0	0	2	0	0	0	0	0	0	0	0	0	0	2
Attempted Robbery (Serious Bodily Injury)	0	1	0	0	0	0	0	0	0	0	0	0	0	1
Auto Theft, Same 8265, Prior Conviction For Either Theft Of An Auto Or Auto Parts	0	0	0	0	5	0	0	0	0	0	0	0	0	5
Auto Theft-Same 7054, But Defendant Has A Prior For Either Theft Of An Auto	0	0	0	0	2	0	0	0	0	0	0	0	0	2
Auto Theft-Theft Of An Entire Motor Vehicle	0	0	0	0	0	10	0	0	0	0	0	0	0	10
Battery	0	0	0	0	5	2	0	0	1	0	0	0	0	8

Battery Against A Public Safety Official	0	0	0	0	4	0	0	0	0	0	0	0	0	4
Battery By Bodily Waste	0	0	0	0	0	2	0	0	0	0	0	0	0	2
Battery By Bodily Waste Against A Public Safety Officer	0	0	0	0	0	2	0	0	0	0	0	0	0	2
Battery By Means Of A Deadly Weapon	0	0	0	0	11	0	0	0	0	0	0	0	0	11
Battery On A Person Less Than 14yo	0	0	0	0	4	0	0	0	0	0	0	0	0	4
Battery On A Public Safety Official	0	0	0	0	0	11	0	0	0	0	0	0	0	11
Battery Resulting In Moderate Bodily Injury	0	0	0	0	0	1	0	0	0	0	0	0	0	1
Battery Resulting In Serious Bodily Injury	0	0	0	0	5	0	0	0	0	0	0	0	0	5
Battery W/Bodily Injury To A Public Safety Officer	0	0	0	0	10	0	0	0	0	0	0	0	0	10
Battery W/Sbi To Person Under 14 By Person Over 18	0	0	1	0	0	0	0	0	0	0	0	0	0	1
Burglary	0	1	0	27	39	0	1	3	2	0	0	0	0	73
Carrying A Handgun W/O License, Def Has A Prior Conviction For Carrying C/O License.	0	0	0	0	8	0	0	0	0	0	0	0	0	8
Child Exploitation	0	0	0	6	6	0	0	0	0	0	0	0	0	12
Child Molesting	10	1	8	11	0	0	4	2	2	0	0	0	0	38
Child Seduction Guardian, Adoptive Parent, Adoptive Grandparent, Custodian Or Step	0	0	0	0	1	0	0	0	0	0	0	0	0	1
Child Solicitation	0	0	0	12	6	0	0	0	0	0	0	0	0	18
Conspiracy Burglary	0	0	0	0	1	0	0	0	0	0	0	0	0	1
Conspiracy Conspiracy To Commit Murder	0	1	0	0	0	0	0	0	0	0	0	0	0	1
Conspiracy Dealing In Cocaine Or Narcotic Drug	0	0	0	2	0	0	0	0	0	0	0	0	0	2
Conspiracy Dealing In Methamphetamine	0	1	1	0	0	0	0	0	0	0	0	0	0	2
Conspiracy Robbery (Armed Or Bodily Injury)	0	0	0	0	0	0	0	1	0	0	0	0	0	1
Conspiracy Sexual Misconduct With A Minor	0	0	0	0	1	0	0	0	0	0	0	0	0	1
Conspiracy To Commit Murder	0	0	0	0	0	0	1	0	0	0	0	0	0	1
Contributing To The Delinquency Of A Minor Under 18	0	0	1	0	0	0	0	0	0	0	0	0	0	1
Corrupt Business Influence	0	0	0	0	2	0	0	0	0	0	0	0	0	2
Criminal Confinement	0	0	3	1	5	3	0	1	0	0	0	0	0	13
Criminal Confinement Resulting In Bodily Injury	0	0	0	0	1	0	0	0	0	0	0	0	0	1
Criminal Confinement Resulting In Sbi	0	0	2	0	0	0	0	0	0	0	0	0	0	2

Criminal Confinement While Armed With A Deadly Weapon	0	0	5	0	0	0	0	0	0	0	0	0	0	5
Criminal Confinement With Moderate Bodily Injury	0	0	0	4	0	0	0	0	0	0	0	0	0	4
Criminal Mischief Damage Is At Least \$50,000	0	0	0	0	0	1	0	0	0	0	0	0	0	1
Criminal Recklessness	0	0	0	0	3	2	0	0	0	0	0	0	0	5
Criminal Recklessness Committed With A Deadly Weapon	0	0	0	0	0	3	0	0	0	0	0	0	0	3
Criminal Recklessness, Def. Shoots Firearm Into A Building.	0	0	0	0	4	0	0	0	0	0	0	0	0	4
Criminal Trespass	0	0	0	0	0	5	0	0	0	0	0	0	0	5
Danger Poss Firearm Child Prev Conv/Adj	0	0	0	0	4	0	0	0	0	0	0	0	0	4
Deal Controlled Substance Result Death	2	0	0	0	0	0	0	0	0	0	0	0	0	2
Dealing A Sched I, Ii, Iii Control Subst	0	4	4	4	0	0	0	0	0	0	0	0	0	12
Dealing In A Sched I,Ii Or Iii Cont Sub	0	0	0	0	0	0	1	0	0	0	0	0	0	1
Dealing In A Sched I,Ii Or Iii Contr Sub	0	0	0	0	0	0	0	1	0	0	0	0	0	1
Dealing In Cocaine Or Narcotic Drug	0	13	16	10	7	0	6	1	0	0	0	0	0	53
Dealing In Marijuana, Hash Oil, Hashish	0	0	0	0	1	1	0	0	0	0	0	0	0	2
Dealing In Methamphetamine	0	21	23	15	6	0	1	1	0	0	0	0	0	67
Dealing In Sched Iv Controlled Substance	0	0	1	0	0	0	0	0	0	0	0	0	0	1
Dealing Schedule Iii In Penal Or Juvenile Facility: <1g	0	0	0	0	1	0	0	0	0	0	0	0	0	1
Def, W/Intent To Defraud, Makes/Utters Written Instrument That Purports To Have	0	0	0	0	0	1	0	0	0	0	0	0	0	1
Disarming A Law Enforcement Officer	0	0	0	0	3	0	0	0	0	0	0	0	0	3
Domestic Battery	0	0	0	0	0	5	0	0	0	0	0	0	0	5
Domestic Battery By Means Of A Deadly Weapon	0	0	0	0	2	0	0	0	0	0	0	0	0	2
Domestic Battery Committed In The Presence Of A Child Less Than 16	0	0	0	0	0	9	0	0	0	0	0	0	0	9
Domestic Battery In Violation Of A No Contact Order	0	0	0	0	0	2	0	0	0	0	0	0	0	2
Domestic Battery Resulting In Moderate Bodily Injury	0	0	0	0	0	1	0	0	0	0	0	0	0	1
Domestic Battery Resulting In Sbi	0	0	0	0	2	0	0	0	0	0	0	0	0	2

Domestic Battery Resulting In Serious Bodily Injury	0	0	0	0	5	0	0	0	0	0	0	0	0	5
Domestic Battery W/Bodily Injury Person Under 14	0	0	0	0	3	0	0	0	0	0	0	0	0	3
Domestic Battery With Injury To A Pregnant Woman.	0	0	0	0	5	0	0	0	0	0	0	0	0	5
Domestic Battery With Prev Battery Conv	0	0	0	0	3	0	0	0	0	0	0	0	0	3
Domestic Battery-Def Has Been Previously Convicted Of Battery Or Strangulation	0	0	0	0	11	0	0	0	0	0	0	0	0	11
Domestic Battery-Def. Has A Prior Conviction For Any Sort Of Battery Or Strangulation	0	0	0	0	0	10	0	0	0	0	0	0	0	10
Escape	0	0	0	0	4	5	0	0	0	0	0	0	0	9
Escape-Def Violates Home Detention Or Removes An Electronic Device	0	0	0	0	0	1	0	0	0	0	0	0	0	1
Failure Of Sex Offender To Possess Id	0	0	0	0	0	1	0	0	0	0	0	0	0	1
Failure To Register As A Sex Offender	0	0	0	0	17	7	0	0	0	0	0	0	0	24
Failure To Remain At The Scene Of An Accident Resulting In Death	0	0	0	1	0	0	0	0	0	0	0	0	0	1
Failure To Return To Lawful Detention	0	0	0	0	0	7	0	0	0	0	0	0	0	7
Forgery	0	0	0	0	0	1	0	0	0	0	0	0	0	1
Fraud	0	0	0	0	5	1	0	0	0	0	0	0	0	6
Fraud On A Financial Institution	0	0	0	0	3	0	0	0	0	0	0	0	0	3
Handgun Violation (Felony Within 15 Yrs)	0	0	0	0	5	0	0	0	0	0	0	0	0	5
Incest	0	0	0	0	1	0	0	0	0	0	0	0	0	1
Intimidation	0	0	0	0	18	12	0	0	0	0	0	0	0	30
Invasion Of Privacy	0	0	0	0	0	4	0	0	0	0	0	0	0	4
Involuntary Manslaughter	0	0	0	0	1	0	0	0	0	0	0	0	0	1
Kidnapping	0	0	1	0	1	0	0	0	0	0	0	0	0	2
Leaving Accident Scene - Ser Bodily Inj	0	0	0	1	0	0	0	0	0	0	0	0	0	1
Leaving The Scene Of An Accident Resulting In Death Or Catastrophic Injury	0	0	0	2	0	0	0	0	0	0	0	0	0	2
Maintaining Common Nuisance - Cntrl Subs	0	0	0	0	0	3	0	0	0	0	0	0	0	3
Manufacturing Methamphetamine	0	0	0	1	0	0	0	0	0	0	0	0	0	1
Murder	0	0	0	0	0	0	0	0	0	0	12	0	0	12
Neglect Of A Dependent	0	0	0	0	4	2	0	1	0	0	0	0	0	7
Neglect Of A Dependent W/ Serious Injury	0	0	6	0	0	0	0	0	0	0	0	0	0	6

Neglect Of Dependent Resulting In Catastrophic Injury	3	0	0	0	0	0	0	0	0	0	0	0	0	3
Neglect Of Dependent Resulting In Death	1	0	0	0	0	0	0	0	0	0	0	0	0	1
Non Support Dep Child - Prev Conviction	0	0	0	0	1	0	0	0	0	0	0	0	0	1
Non Support Of Dependent Child	0	0	0	0	0	0	0	0	2	0	0	0	0	2
Non-Support Of Dependent Child	0	0	0	0	0	6	0	0	0	0	0	0	0	6
Obstruction Of Justice	0	0	0	0	3	5	0	0	0	0	0	0	0	8
Oper Veh - Intox - Prior Conviction	0	0	0	0	2	0	0	0	0	0	0	0	0	2
Oper Veh - Intox - Result - Death	0	0	0	1	0	0	0	0	0	0	0	0	0	1
Oper Veh - Intox - Result - Ser Body Inj	0	0	0	2	0	0	0	0	0	0	0	0	0	2
Oper Veh - Ser Bodily Injury W/Schd I,II	0	0	0	0	1	0	0	0	0	0	0	0	0	1
Oper Veh .08 Or More - Prior Conviction	0	0	0	0	0	5	0	0	0	0	0	0	0	5
Oper Veh Intox Causing Sbi	0	0	0	0	5	0	0	0	0	0	0	0	0	5
Oper Veh Intox-Prior W/1 7y	0	0	0	0	0	14	0	0	0	0	0	0	0	14
Oper Vehicle - Intox - Prev Conviction	0	0	0	0	0	3	0	0	0	0	0	0	0	3
Operate A Motor Vehicle After Forfriture Of License For Life	0	0	0	0	0	1	0	0	0	0	0	0	0	1
Operate Motor Veh Intox Causing Death	0	0	0	0	0	0	0	1	0	0	0	0	0	1
Operate Vehicle After Suspended For Life	0	0	0	0	14	0	0	0	0	0	0	0	0	14
Operating A Vehicle Intoxicated: Endandering A Person	0	0	0	0	0	1	0	0	0	0	0	0	0	1
Operating A Vehicle While Intoxicated: Endangering A Person Less Than 18yrs	0	0	0	0	0	3	0	0	0	0	0	0	0	3
Operating A Vehicle While Intoxicated: Prior Conviction Within 7 Years	0	0	0	0	0	7	0	0	0	0	0	0	0	7
Operating A Vehicle With An Ace Of .15 Or More But Where Def. Has A Prior Conviction	0	0	0	0	0	2	0	0	0	0	0	0	0	2
Operating Vehicle-Habit Traffic Violator	0	0	0	0	0	10	0	0	0	0	0	0	0	10
Organized Retail Theft-Exercises Unauth. Control Over Property	0	0	0	0	0	2	0	0	0	0	0	0	0	2
Owi- Death/Injury - W/ Ctrl Sub Schd 1,2	0	0	0	1	0	0	0	0	0	0	0	0	0	1
Perform Sex Conduct In Presence Of Minor	0	0	0	0	0	1	0	0	0	0	0	0	0	1
Pointing A Firearm	0	0	0	0	0	1	0	0	0	0	0	0	0	1



Possess Child Porn W/ Aggravating Factor Found In 35-42-4-4(E)(1)	0	0	0	0	3	0	0	0	0	0	0	0	0	3
Possession Of A Machine Gun Or Bomb	0	0	0	0	5	0	0	0	0	0	0	0	0	5
Possession Of Altered Firearm	0	0	0	0	1	0	0	0	0	0	0	0	0	1
Possession Of Child Pornography	0	0	0	0	3	1	0	0	0	0	0	0	0	4
Possession Of Cocaine Or Narcotic Drug	0	0	5	6	13	38	0	0	0	0	0	0	0	62
Possession Of Controlled Substance	0	0	0	0	0	1	0	0	0	0	0	0	0	1
Possession Of Marijuana, Hash, Hash Oil	0	0	0	0	0	1	0	0	0	0	0	0	0	1
Possession Of Methamphetamine	0	0	9	24	44	106	0	0	0	0	0	0	0	183
Possession Of Syringes Or Needles	0	0	0	0	0	12	0	0	0	0	0	0	0	12
Possession Or Use Of Legend Drug	0	0	0	0	0	5	0	0	0	0	0	0	0	5
Rape	0	0	9	0	0	0	2	1	0	0	0	0	0	12
Reckless Homicide	0	0	0	0	2	0	0	0	0	0	0	0	0	2
Residential Entry	0	0	0	0	0	14	0	0	0	0	0	0	0	14
Resisting Law Enforcement	0	0	0	0	3	8	0	0	0	0	0	0	0	11
Resisting Law Enforcement-But Use Of A Vehicle And Causes Sbi.	0	0	0	0	1	0	0	0	0	0	0	0	0	1
Resisting Law Enforcement-Def Draws A Weapon	0	0	0	0	0	2	0	0	0	0	0	0	0	2
Resisting Law Enforcement-Def Uses A Vehicle	0	0	0	0	0	11	0	0	0	0	0	0	0	11
Resisting Law Enforcement-Defendant Causes Bodily Injury	0	0	0	0	0	2	0	0	0	0	0	0	0	2
Robbery	0	0	0	0	8	0	0	0	0	0	0	0	0	8
Robbery (Armed Or Bodily Injury)	0	0	24	0	0	0	0	3	0	0	0	0	0	27
Robbery (Serious Bodily Injury)	0	1	0	0	0	0	4	0	0	0	0	0	0	5
Robbery-Taking Property From Another By Use Of Or Threatening Use Of Force	0	0	0	0	4	0	0	0	0	0	0	0	0	4
Sex Batt By Threat Or Using Deadly Force	0	0	0	1	0	0	0	0	0	0	0	0	0	1
Sexual Battery	0	0	0	0	0	2	0	0	0	0	0	0	0	2
Sexual Misconduct With A Minor	0	0	0	4	5	0	0	0	0	0	0	0	0	9
Stalking	0	0	0	0	1	0	0	0	0	0	0	0	0	1
Strangulation	0	0	0	0	0	8	0	0	0	0	0	0	0	8
Strangulation-Victim Is Pregnant	0	0	0	0	2	0	0	0	0	0	0	0	0	2
Theft Receiving Stolen Property	0	0	0	0	4	0	0	0	0	0	0	0	0	4
Theft Where Value Of Property Is Between \$750-\$50k	0	0	0	0	0	9	0	0	0	0	0	0	0	9
Theft, Def. Has A Prior Conviction For Either Theft Or Conversion	0	0	0	0	0	22	0	0	0	0	0	0	0	22
Theft, Value Of Property > \$50k	0	0	0	0	1	0	0	0	0	0	0	0	0	1

Theft,Receiving Stolen Property	0	0	0	0	0	19	0	0	0	1	0	0	0	20
Theft-Use When Property Stolen Is A Firearm	0	0	0	0	4	0	0	0	0	0	0	0	0	4
Theft; Prior Conviction For Robbery Or Burglary	0	0	0	0	0	3	0	0	0	0	0	0	0	3
Trafficking With An Inmate	0	0	0	0	2	0	0	0	0	0	0	0	0	2
Unlawful Carrying Of A Handgun-Prior Conviction Under This Section	0	0	0	0	31	0	0	0	0	0	0	0	0	31
Unlawful Firearm Poss By Serious Felon	0	0	0	49	0	0	0	1	0	0	0	0	0	50
Vicarious Sexual Gratification	0	0	1	0	0	0	0	0	0	0	0	0	0	1
Voluntary Manslaughter	0	4	0	0	0	0	2	0	0	0	0	0	0	6
Voyeurism	0	0	0	0	0	1	0	0	0	0	0	0	0	1
Unknown	0	0	0	0	0	0	0	0	0	0	0	0	104	104
Total	21	51	150	191	414	443	23	19	7	1	13	0	104	1437

## County of Commit

February 2026 County of Commit

Table 2: County of Commitment

County	DOC	Community Corrections	Jail DOC Contract	Jail Felony F6 Diversions	County Totals
Adams	105	61	1	18	185
Allen	1919	457	71	14	2461
Bartholomew	274	119	6	6	405
Benton	26	6	0	0	32
Blackford	73	61	5	3	142
Boone	178	107	4	15	304
Brown	48	12	7	0	67
Carroll	74	58	2	0	134
Cass	212	124	2	18	356
Clark	189	145	6	20	360
Clay	85	125	0	3	213
Clinton	155	64	5	25	249
Crawford	33	1	0	1	35
Daviess	90	164	3	2	259
Dearborn	258	74	6	8	346
Decatur	184	20	8	17	229
Dekalb	194	44	5	7	250
Delaware	407	177	18	6	608
Dubois	106	108	4	8	226
Elkhart	1305	348	24	2	1679
Fayette	138	104	7	1	250
Floyd	207	110	8	4	329
Fountain	40	21	1	1	63
Franklin	44	0	4	4	52
Fulton	72	41	2	7	122
Gibson	118	53	5	9	185
Grant	283	102	6	24	415
Greene	137	35	6	18	196
Hamilton	357	419	20	39	835
Hancock	133	90	3	16	242
Harrison	100	62	1	0	163
Hendricks	330	168	9	0	507
Henry	193	35	2	24	254
Howard	324	243	10	23	600
Huntington	331	70	4	0	405
Jackson	133	125	5	12	275
Jasper	100	31	7	1	139
Jay	173	7	4	9	193
Jefferson	297	260	17	5	579
Jennings	95	89	6	22	212
Johnson	423	281	19	6	729
Knox	189	103	3	3	298
Kosciusko	227	71	7	61	366
LaGrange	77	45	1	19	142
LaPorte	346	280	13	2	641
Lake	946	318	24	36	1324
Lawrence	191	58	9	2	260

Madison	1201	534	26	5	1766
Marion	4964	2806	140	7	7917
Marshall	253	102	12	17	384
Martin	19	39	0	1	59
Miami	75	30	5	0	110
Monroe	221	256	3	6	486
Montgomery	139	40	10	3	192
Morgan	191	25	1	47	264
Newton	49	6	3	2	60
Noble	235	53	16	6	310
Ohio	32	5	0	0	37
Orange	98	0	3	4	105
Owen	48	78	4	1	131
Parke	51	7	5	0	63
Perry	75	85	5	1	166
Pike	75	31	3	4	113
Porter	232	46	8	17	303
Posey	132	80	6	1	219
Pulaski	42	27	2	4	75
Putnam	75	48	5	0	128
Randolph	45	11	3	3	62
Ripley	131	33	9	8	181
Rush	42	23	4	6	75
Saint Joseph	982	186	35	57	1260
Scott	112	133	5	5	255
Shelby	252	88	14	1	355
Spencer	55	81	1	0	137
Starke	53	45	1	0	99
Steuben	142	67	12	3	224
Sullivan	87	16	9	2	114
Switzerland	58	7	5	1	71
Tippecanoe	881	410	35	16	1342
Tipton	9	41	0	3	53
Union	19	5	1	1	26
Vanderburgh	919	262	62	1	1244
Vermillion	82	31	10	4	127
Vigo	457	299	13	5	774
Wabash	260	61	9	0	330
Warren	55	13	6	9	83
Warrick	79	15	2	20	116
Washington	151	11	10	0	172
Wayne	381	13	13	37	444
Wells	151	16	10	0	177
White	52	43	0	0	95
Whitley	139	76	1	22	238
Unknown	624	0	0	0	624
Totals	26344	11780	907	851	39882

*Note:*

Jail counts are from December 31, 2025

Jail DOC Contract count includes INcite numbers starting April 2025

## Population Trend

February 2026 Population Trend Summary

Table 3: Population Trend

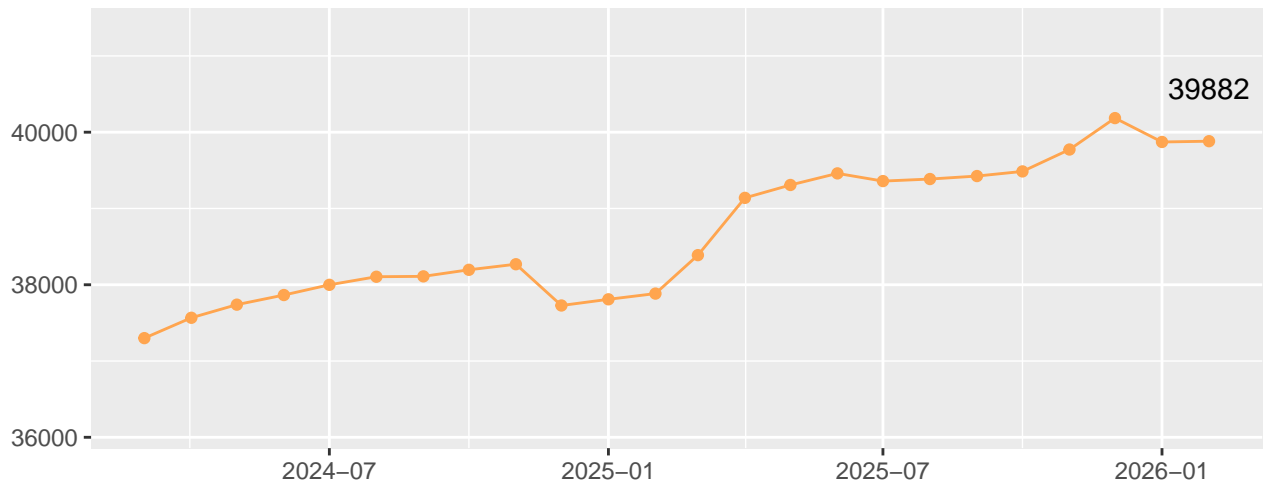
Date	DOC Adult	Community Corrections	Jail DOC Contract	Jail Felony F6 Diversions	Total	IDOC Felony F6
03/01/2024	23620	11633	771	1276	37300	
04/01/2024	23787	11775	741	1264	37567	
05/01/2024	23854	11800	793	1292	37739	
06/01/2024	24026	11772	810	1257	37865	1507
07/01/2024	24147	11750	818	1284	37999	1527
08/01/2024	24276	11877	766	1186	38105	1574
09/01/2024	24178	11980	766	1186	38110	1546
10/01/2024	24179	12042	833	1142	38196	1533
11/01/2024	24373	11921	833	1142	38269	1603
12/01/2024	24271	11874	492	1091	37728	1576
01/01/2025	24519	11793	399	1098	37809	1638
02/01/2025	24716	11791	371	1006	37884	1666
03/01/2025	24930	11886	560	1012	38388	1681
04/01/2025	25239	11958	920	1022	39139	1782
05/01/2025	25175	12041	1104	988	39308	1803
06/01/2025	25305	12014	1111	1030	39460	1805
07/01/2025	25519	12004	924	912	39359	1876
08/01/2025	25543	11842	1053	948	39386	1877
09/01/2025	25488	11886	1097	954	39425	1856
10/01/2025	25607	11905	1004	970	39486	1868
11/01/2025	26059	11878	900	936	39773	1922
12/01/2025	26331	11880	1057	917	40185	1940
01/01/2026	26242	11872	907	851	39872	1899
02/01/2026	26344	11780	907	851	39882	1862

*Note:*

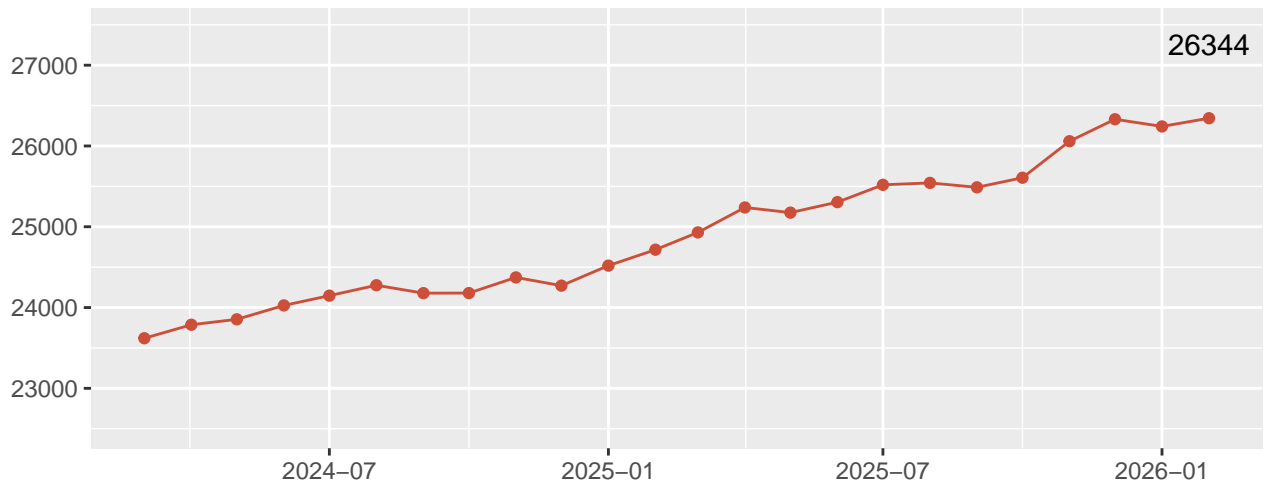
Jail counts are from December 31, 2025

Jail DOC Contract count includes INcite numbers starting April 2025

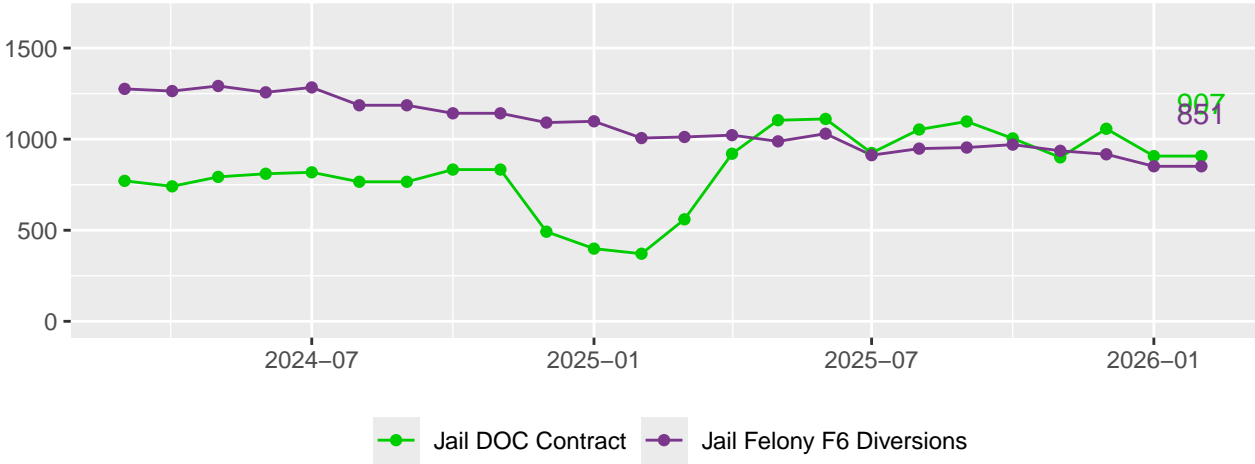
Graph 1: Population Trend, Total



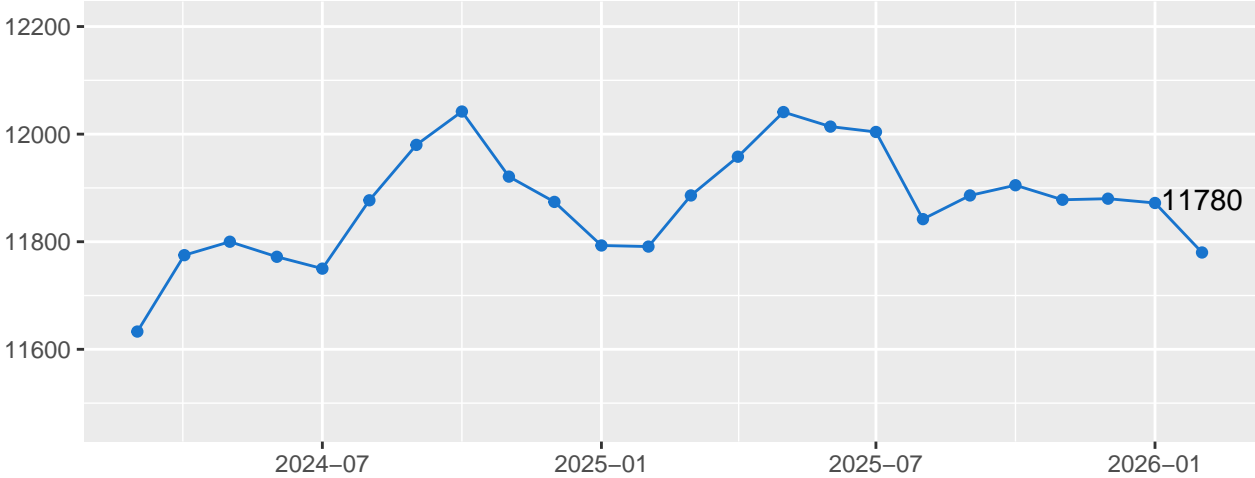
Graph 2: Population Trend, DOC Adult



Graph 3: Population Trend, Jail



Graph 4: Population Trend, Community Corrections



## DOC Facility Population & Capacity

February 2026 Population & Capacity By Facility

Table 4: Inmates Housed and Bed Capacity by Facility

FACILITY	POPULATION	BEDS	CAPACITY %
Branchville Correctional Facility	1510	1533	98.5%
Chain Olakes Correctional Facility	133	140	95%
Correctional Industrial Facility	1466	1475	99.39%
Edinburgh Correctional Facility	316	344	91.86%
Heritage Trail Correctional Facility	886	916	96.72%
Indiana State Prison	2412	2468	97.73%
Indiana Womens Prison	630	727	86.66%
Madison - Jefferson Co WR	84	102	82.35%
Madison Correctional Facility	774	848	91.27%
Miami Corr. Level 4 Facility	2387	2880	82.88%
New Castle Correctional Facility	3087	3249	95.01%
Pendleton Correctional Facility	1858	1976	94.03%
Plainfield Correctional Facility	1618	1654	97.82%
Putnamville Correctional Facility	2163	2212	97.78%
Reception Diagnostic Center	667	695	95.97%
Rockville Correctional Facility	915	981	93.27%
Rockville Correctional Intake	217	272	79.78%
South Bend Community Re-Entry Center	178	201	88.56%
Wabash Valley Correctional Institution	2133	2216	96.25%
Westville Correctional Facility	2726	2997	90.96%
Total	26160	27886	93.81%

*Note:*

Operational Bed Capacity includes beds that are occupied, available, held, and down



## Notes Page

- (1) Benton, Franklin, & Newton are not state established Community Corrections programs under IC 11-12. As of February 2022, the Community Corrections population reflects the number of active individuals by their county of commitment on the last Tuesday of the month. This population includes all pre & post convictions and excludes Community Transition Program (CTP) and Juveniles.
- (2) Community Corrections data for county of commitment as of 02/01/2026.
- (3) As of January 1, 2021, all Marion County Community Corrections Pretrial participants were transferred to Marion County Probation for supervision, resulting in a significant decrease in the total population. As of January 1, 2023 Pretrial participants were transferred back to Marion County Community Corrections for supervision, resulting in a significant increase in the total population.
- (4) As of January 2022, all Community Corrections data is self-reported and uniformly collected under the Supervised Release System (SRS). Community Corrections population may be supervised by other county agencies than their county of commitment. Community Corrections agencies may also administer or oversee additional types of services, treatments, or grant programs as part of the Community Corrections & Justice Reinvestment Grants (i.e., Probation, Pretrial Services, Court Recidivism Reduction Programs, Prosecutor's Diversion, and Jail Treatment programs) that are not reflected in this data as of 1/1/2020.
- (5) IDOC Felony F6 is the count of offenders whose most serious offense is a felony level F6 currently housed in an IDOC facility.
- (6) Jail DOC Contract count includes INCite numbers starting April 2025.
- (7) Due to a change in process to account for back dated admissions from the courts, there is an apparent increase in admissions starting in June 2025.
- (8) As of January 2026, Newton County has become a state established Community Corrections Program.

## Graph 5: Adult Admission Trend: Old vs New Felony Levels

(Chart does not include Murder)

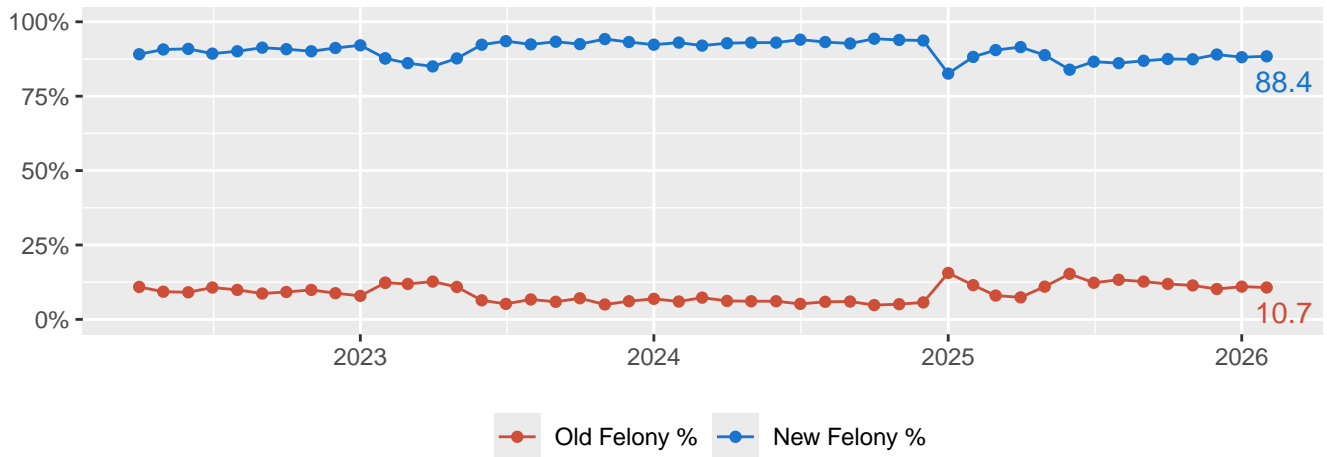


Table 5: Adult Admission Trend: Old vs New Felony Levels

Date	Old	New	Murder	Total	Old Felony %	New Felony %
December 2025	150	1197	12	1359	11%	88.1%
January 2026	154	1270	13	1437	10.7%	88.4%

## Graph 6: Facility Population: New Felony Levels

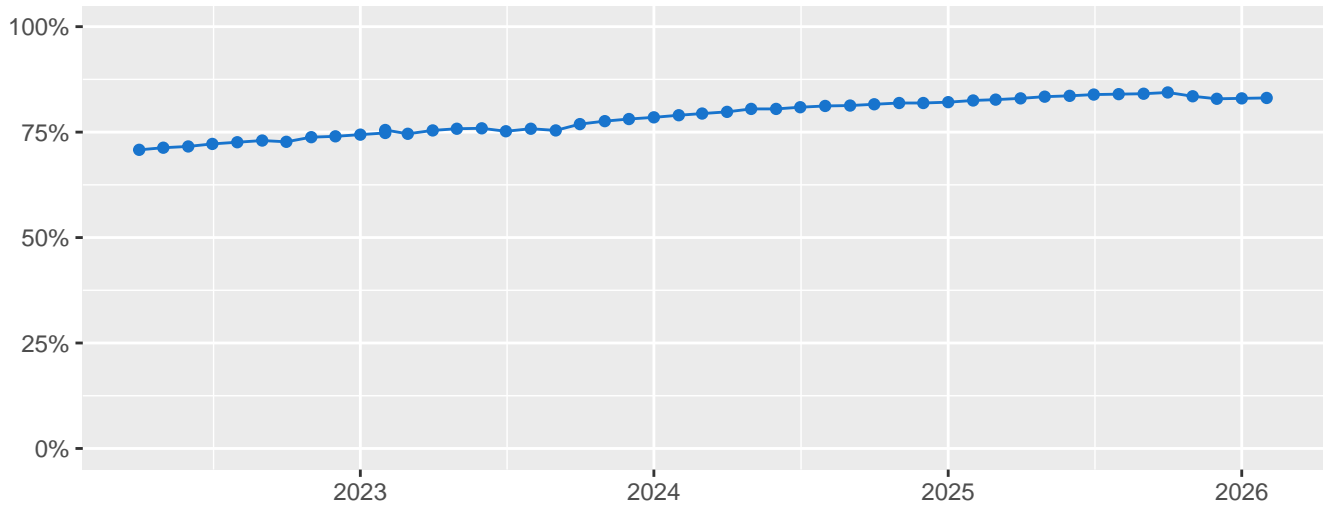
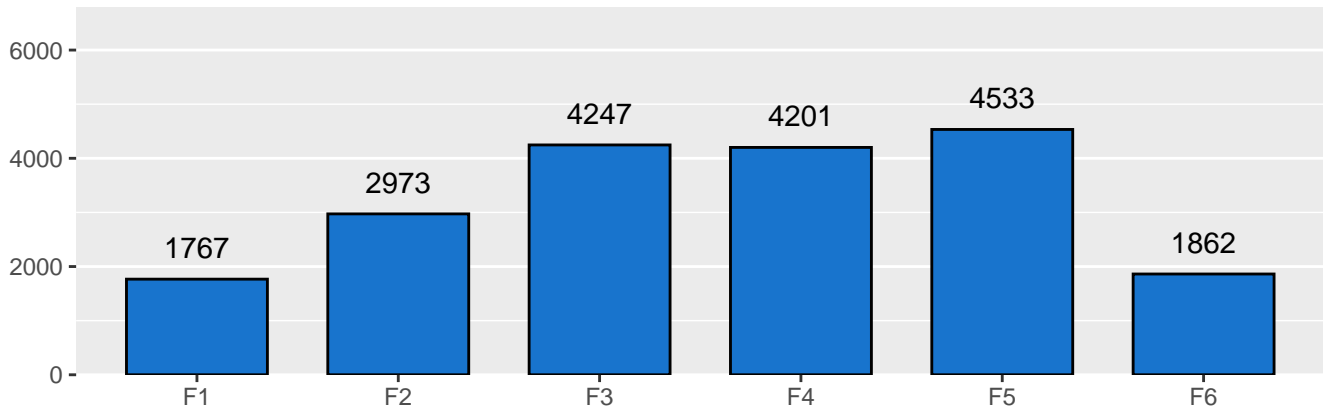


Table 6: Facility Population: New Felony Levels

Date	Old	New	Murder	Total	Old Felony %	New Felony %
December 2025	3989	19491	2762	26242	17%	83%
January 2026	3992	19583	2769	26344	16.9%	83.1%

Graph 7: Distribution of New Felony Levels by Most Serious Offense



Graph 8: Admission and Release Totals

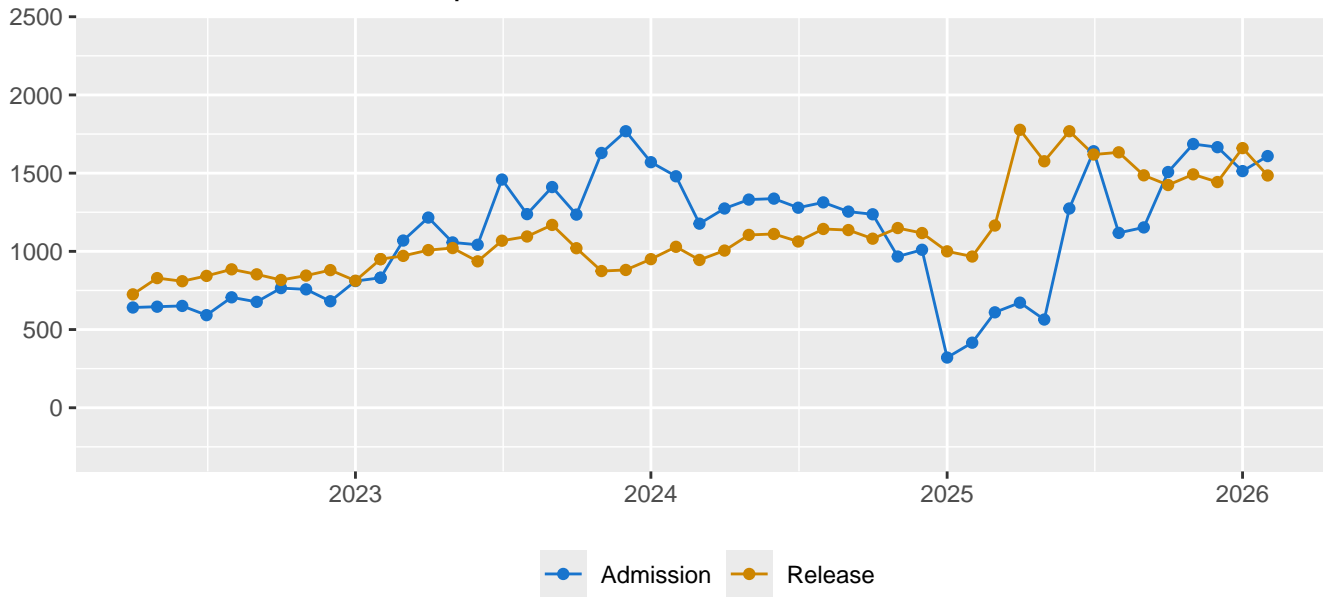


Table 7: Admission Totals

Date	New Commit	Technical	Other	Total Admissions
December 2025	1099	334	80	1513
January 2026	1179	353	77	1609

Table 8: Release Totals

Date	Parole	Probation	Discharge	CTP	Community Corrections	Other	Total Releases
December 2025	842	261	375	167	85	15	1660
January 2026	748	248	342	127	58	20	1485

Graph 9: Facility Capacity by Security Level

