

Indiana Department of Correction
April 2026

Offender Population Report

Prepared for the Justice Reinvestment Advisory Council
and State Budget Committee

Lloyd Arnold, Commissioner



Contents

Admissions 2

County of Commit 10

Population Trend 12

DOC Facility Population & Capacity 15

Notes Page 16

Admissions

April 2026 Admissions by Most Serious Offense

Table 1: Monthly Admissions by Most Serious Offense

Most Serious Offense	F1	F2	F3	F4	F5	F6	FA	FB	FC	FD	M	MA	NA	Total
Aggravated Battery	0	0	20	0	0	0	0	0	0	0	0	0	0	20
Aiding Armed Robbery-Taking Property By Force Or Threatening Use Of Force While Armed	0	0	1	0	0	0	0	0	0	0	0	0	0	1
Aiding Burglary	0	0	0	1	0	0	0	0	0	0	0	0	0	1
Aiding Criminal Confinement Resulting In Bodily Injury	0	0	0	0	1	0	0	0	0	0	0	0	0	1
Aiding Criminal Recklessness, Def. Shoots Firearm Into A Building.	0	0	0	0	1	0	0	0	0	0	0	0	0	1
Armed Robbery-Taking Property By Force Or Threatening Use Of Force While Armed	0	0	12	0	4	0	0	0	0	0	0	0	0	16
Arson	0	0	1	5	0	0	0	0	0	0	0	0	0	6
Assisting A Criminal	0	0	0	0	1	0	0	0	0	0	0	0	0	1
Attempted Attempted Murder	1	0	0	0	0	0	1	0	0	0	0	0	0	2
Attempted Battery	0	0	0	0	1	0	0	0	0	0	0	0	0	1
Attempted Battery By Means Of A Deadly Weapon	0	0	0	0	1	0	0	0	0	0	0	0	0	1
Attempted Burglary	0	0	0	0	0	0	0	1	0	0	0	0	0	1
Attempted Murder	2	0	0	0	0	0	0	0	0	0	0	0	0	2
Attempted Residential Entry	0	0	0	0	0	1	0	0	0	0	0	0	0	1
Attempted Robbery	0	0	0	0	1	0	0	0	0	0	0	0	0	1
Attempted Robbery (Armed Or Bodily Injury)	0	0	2	0	0	0	0	0	0	0	0	0	0	2
Auto Theft	0	0	0	0	0	1	0	0	0	0	0	0	0	1
Auto Theft, Same 8265, Prior Conviction For Either Theft Of An Auto Or Auto Parts	0	0	0	0	3	0	0	0	0	0	0	0	0	3
Auto Theft-Theft Of An Entire Motor Vehicle	0	0	0	0	0	16	0	0	0	0	0	0	0	16
Auto Theft-Theft Of Entire Motor Vehicle	0	0	0	0	1	0	0	0	0	0	0	0	0	1
Battery	0	0	0	0	8	2	0	1	0	0	0	0	0	11
Battery Against A Public Safety Official	0	0	0	0	4	0	0	0	0	0	0	0	0	4
Battery By Bodily Waste	0	0	0	0	0	1	0	0	0	0	0	0	0	1
Battery By Bodily Waste Against A Public Safety Officer	0	0	0	0	0	4	0	0	0	0	0	0	0	4
Battery By Means Of A Deadly Weapon	0	0	0	0	4	0	0	0	0	0	0	0	0	4
Battery On A Person Less Than 14yo	0	0	0	0	3	0	0	0	0	0	0	0	0	3
Battery On A Public Safety Official	0	0	0	0	0	5	0	0	0	0	0	0	0	5
Battery Resulting In Bodily Injury Pregnant Woman	0	0	0	0	1	0	0	0	0	0	0	0	0	1

Battery Resulting In Moderate Bodily Injury	0	0	0	0	0	6	0	0	0	0	0	0	0	6
Battery Resulting In Serious Bodily Injury	0	0	0	0	3	0	0	0	0	0	0	0	0	3
Battery W/Bodily Injury To A Public Safety Officer	0	0	0	0	4	0	0	0	0	0	0	0	0	4
Battery W/Sbi To Person Under 14 By Person Over 18	0	0	2	0	0	0	0	0	0	0	0	0	0	2
Beastiality, Knowingly Perform Act	0	0	0	0	0	1	0	0	0	0	0	0	0	1
Burglary	2	7	0	26	19	0	0	8	1	0	0	0	0	63
Carjacking	0	0	0	0	0	0	0	1	0	0	0	0	0	1
Carrying Handgun W/O License	0	0	0	0	0	0	0	0	1	0	0	0	0	1
Child Exploitation	0	0	0	7	4	0	0	0	0	0	0	0	0	11
Child Molesting	10	0	5	20	0	0	5	3	1	0	0	0	0	44
Child Seduction Guardian, Adoptive Parent, Adoptive Grandparent, Custodian Or Step	0	0	0	0	1	0	0	0	0	0	0	0	0	1
Child Solicitation	0	0	0	5	4	0	0	0	0	0	0	0	0	9
Conspiracy Robbery (Serious Bodily Injury)	0	0	0	0	0	0	1	0	0	0	0	0	0	1
Contributing To The Delinquency Of Minor	0	0	0	0	1	0	0	0	0	0	0	0	0	1
Corrupt Business Influence	0	0	0	0	3	0	0	0	0	0	0	0	0	3
Counterfeiting Def Knowingly Makes Or Utters Written Instrument Such That It	0	0	0	0	0	2	0	0	0	0	0	0	0	2
Criminal Confinement	0	0	2	0	4	0	0	1	0	0	0	0	0	7
Criminal Confinement Resulting In Sbi	0	0	1	0	0	0	0	0	0	0	0	0	0	1
Criminal Confinement Where A Vehicle Is Used	0	0	0	0	2	0	0	0	0	0	0	0	0	2
Criminal Confinement While Armed With A Deadly Weapon	0	0	2	0	0	0	0	0	0	0	0	0	0	2
Criminal Confinement With Moderate Bodily Injury	0	0	0	2	0	0	0	0	0	0	0	0	0	2
Criminal Deviate Conduct	0	0	0	0	0	0	0	2	0	0	0	0	0	2
Criminal Recklessness	0	0	0	0	0	1	0	0	0	0	0	0	0	1
Criminal Recklessness Committed With A Deadly Weapon	0	0	0	0	0	6	0	0	0	0	0	0	0	6
Criminal Recklessness, Def. Shoots Firearm Into A Building.	0	0	0	0	6	0	0	0	0	0	0	0	0	6
Criminal Trespass	0	0	0	0	0	5	0	0	0	0	0	0	0	5
Danger Poss Firearm Child Prev Conv/Adj	0	0	0	0	1	0	0	0	0	0	0	0	0	1
Deal Controlled Substance Result Death	1	0	1	0	0	0	0	0	0	0	0	0	0	2
Dealing A Sched I, Ii, Iii Control Subst	0	1	1	2	3	1	0	0	0	0	0	0	0	8

Dealing In Cocaine Or Narcotic Drug	0	6	15	7	6	0	4	3	0	0	0	0	0	41
Dealing In Marijuana, Hash Oil, Hashish	0	0	0	0	3	2	0	0	0	0	0	0	0	5
Dealing In Methamphetamine	0	35	18	25	4	0	1	1	0	0	0	0	0	84
Dealing In Sched Iv Controlled Substance	0	0	0	0	2	0	0	1	0	0	0	0	0	3
Dealing Schedule Iii In Penal Or Juvenile Facility: <1g	0	0	0	0	1	0	0	0	0	0	0	0	0	1
Def, W/Intent To Defraud, Makes/Utters Written Instrument That Purports To Have	0	0	0	0	0	2	0	0	0	0	0	0	0	2
Disarming A Law Enforcement Officer	0	0	0	0	1	0	0	0	0	0	0	0	0	1
Domestic Battery	0	0	0	0	0	2	0	0	0	0	0	0	0	2
Domestic Battery By Means Of A Deadly Weapon	0	0	0	0	6	0	0	0	0	0	0	0	0	6
Domestic Battery Committed In The Presence Of A Child Less Than 16	0	0	0	0	0	16	0	0	0	0	0	0	0	16
Domestic Battery Endangered Adult W/Bodily Injury	0	0	0	0	1	0	0	0	0	0	0	0	0	1
Domestic Battery On A Person Less Than 14 Years Old	0	0	0	0	0	1	0	0	0	0	0	0	0	1
Domestic Battery Resulting In Moderate Bodily Injury	0	0	0	0	0	6	0	0	0	0	0	0	0	6
Domestic Battery Resulting In Sbi	0	0	0	0	2	0	0	0	0	0	0	0	0	2
Domestic Battery Resulting In Serious Bodily Injury	0	0	0	0	3	1	0	0	0	0	0	0	0	4
Domestic Battery W/Bodily Injury Person Under 14	0	0	0	0	1	0	0	0	0	0	0	0	0	1
Domestic Battery W/Sbi To A Person Less Than 14 Years Old	0	0	1	0	0	0	0	0	0	0	0	0	0	1
Domestic Battery With Injury To A Pregnant Woman.	0	0	0	0	5	0	0	0	0	0	0	0	0	5
Domestic Battery-Def Has Been Previously Convicted Of Battery Or Strangulation	0	0	0	0	7	0	0	0	0	0	0	0	0	7
Domestic Battery-Def. Has A Prior Conviction For Any Sort Of Battery Or Strangulation	0	0	0	0	0	10	0	0	0	0	0	0	0	10
Escape	0	0	0	1	6	0	0	0	0	0	0	0	0	7
Escape-Def Violates Home Detention Or Removes An Electronic Device	0	0	0	0	0	2	0	0	0	0	0	0	0	2
Failure Of Sex Offender To Possess Id	0	0	0	0	0	1	0	0	0	0	0	0	0	1
Failure To Appear	0	0	0	0	0	1	0	0	0	0	0	0	0	1

Failure To Register As A Sex Offender	0	0	0	0	23	8	0	0	0	0	0	0	0	31
Failure To Return To Lawful Detention	0	0	0	0	0	6	0	0	0	0	0	0	0	6
Forgery	0	0	0	0	0	1	0	0	0	0	0	0	0	1
Forgery,Counterfeiting,Application Fraud	0	0	0	0	0	1	0	0	0	1	0	0	0	2
Fraud	0	0	0	0	1	3	0	0	0	0	0	0	0	4
Fraud On A Financial Institution	0	0	0	0	2	0	0	0	0	0	0	0	0	2
Handgun Violation (Felony Within 15 Yrs)	0	0	0	0	6	0	0	0	0	0	0	0	0	6
Human Sexual Trafficking	0	0	1	0	0	0	0	0	0	0	0	0	0	1
Identity Deception	0	0	0	0	0	3	0	0	0	0	0	0	0	3
Illegal Sex Offender Residency	0	0	0	0	0	0	0	0	0	1	0	0	0	1
Incest	0	0	0	0	1	0	0	0	0	0	0	0	0	1
Intimidation	0	0	0	0	19	17	0	0	0	0	0	0	0	36
Invasion Of Privacy	0	0	0	0	0	4	0	0	0	0	0	0	0	4
Invasion Of Privacy-Prior	0	0	0	0	0	2	0	0	0	0	0	0	0	2
Unrelated Conviction Under This Section														
Kidnapping	0	0	2	0	1	0	0	0	0	0	0	0	0	3
Knowing False Statemnt On Crim Hist Form	0	0	0	0	0	1	0	0	0	0	0	0	0	1
Leaving The Scene Of An Accident Resulting In Death Or Catastrophic Injury	0	0	0	4	0	0	0	0	0	0	0	0	0	4
Leaving The Scene Of An Accident-Same As 7457 But Offense Committed After Commit	0	0	2	0	0	0	0	0	0	0	0	0	0	2
Maintaining Common Nuisance - Cntrl Subs	0	0	0	0	0	2	0	0	0	0	0	0	0	2
Murder	4	0	0	0	0	0	0	0	0	0	8	0	0	12
Neglect Of A Dependent	0	0	0	0	1	4	0	0	0	0	0	0	0	5
Neglect Of A Dependent Resulting In Bodily Injury	0	0	0	0	1	0	0	0	0	0	0	0	0	1
Neglect Of A Dependent W/ Serious Injury	0	0	6	0	0	0	0	0	0	0	0	0	0	6
Neglect Of Dependent Resulting In Death	1	0	0	0	0	0	0	0	0	0	0	0	0	1
Non Support Dep Child - Prev Conviction	0	0	0	0	2	0	0	0	0	0	0	0	0	2
Non Support Of Dependent Child	0	0	0	0	0	0	0	0	1	0	0	0	0	1
Non-Support Of Dependent Child	0	0	0	0	0	3	0	0	0	0	0	0	0	3
Obstruction Of Justice	0	0	0	0	2	0	0	0	0	0	0	0	0	2
Omvwi - Cause Catastrophic Injury	0	0	0	2	0	0	0	0	0	0	0	0	0	2
Oper Veh - Intox - Prior Conviction	0	0	0	0	1	0	0	0	0	0	0	0	0	1
Oper Veh - Intox - Result - Death	0	0	0	3	0	0	0	0	0	0	0	0	0	3

Oper Veh - Intox - Result - Ser Body Inj	0	0	0	1	0	0	0	0	0	0	0	0	0	1
Oper Veh - Ser Bodily Injury W/Schd I,II	0	0	0	0	1	0	0	0	0	0	0	0	0	1
Oper Veh .08 Or More - Prior Conviction	0	0	0	0	0	1	0	0	0	0	0	0	0	1
Oper Veh Intox Causing Sbi	0	0	0	0	4	0	0	0	0	0	0	0	0	4
Oper Veh Intox- Death -Ctrl Sub Schd 1,2	0	0	0	0	1	0	0	0	0	0	0	0	0	1
Oper Veh Intox-Prior W/I 7y	0	0	0	0	0	14	0	0	0	0	0	0	0	14
Oper Vehicle - Intox - Prev Conviction	0	0	0	0	0	3	0	0	0	0	0	0	0	3
Operate A Motor Vehicle After Forfriture Of License For Life	0	0	0	0	0	2	0	0	0	0	0	0	0	2
Operate Vehicle After Suspended For Life	0	0	0	0	12	0	0	0	0	0	0	0	0	12
Operating A Vehicle Intoxicated: Endandering A Person	0	0	0	0	0	2	0	0	0	0	0	0	0	2
Operating A Vehicle While Intoxicated: Endangering A Person Less Than 18yrs	0	0	0	0	0	4	0	0	0	0	0	0	0	4
Operating A Vehicle While Intoxicated: Prior Conviction Within 7 Years	0	0	0	0	0	9	0	0	0	0	0	0	0	9
Operating A Vehicle With A Schedule I Or II Controlled Substance	0	0	0	0	0	1	0	0	0	0	0	0	0	1
Operating A Vehicle With An Ace Of .15 Or More But Where Def. Has A Prior Conviction	0	0	0	0	0	2	0	0	0	0	0	0	0	2
Operating Vehicle-Habit Traffic Violator	0	0	0	0	0	7	0	0	0	0	0	0	0	7
Organized Retail Theft	0	0	0	0	1	0	0	0	0	0	0	0	0	1
Organized Retail Theft-Exercises Unauth. Control Over Property	0	0	0	0	0	1	0	0	0	0	0	0	0	1
Owi- Death/Injury - W/ Ctrl Sub Schd 1,2	0	0	0	1	0	0	0	0	0	0	0	0	0	1
Pointing A Firearm	0	0	0	0	0	2	0	0	0	0	0	0	0	2
Poss Of Cocaine Or Narcotic Drug	0	0	0	0	0	0	1	0	0	0	0	0	0	1
Possess Of Child Sex Abuse Material W/ Aggravating Factor Found In 35-42-4-4(E)(1)	0	0	0	0	4	0	0	0	0	0	0	0	0	4
Possess/Use Of Legend Drug W/Pr Convict	0	0	0	0	1	0	0	0	0	0	0	0	0	1
Possession O A Controlled Substance	0	0	0	0	0	0	0	0	1	0	0	0	0	1
Possession Of A Machine Gun Or Bomb	0	0	0	0	5	0	0	0	0	0	0	0	0	5

Possession Of A Syringe	0	0	0	0	0	1	0	0	0	0	0	0	1
Possession Of Child Pornography	0	0	0	0	3	0	0	0	0	0	0	0	3
Possession Of Cocaine Or Narcotic Drug	0	0	3	8	16	43	0	0	0	0	0	0	70
Possession Of Controlled Substance	0	0	0	0	0	1	0	0	0	0	0	0	1
Possession Of Marijuana Defendant Has A Prior Drug Offense Conviction And Amount Of At Least Thirty (30) Grams Of Marijuana	0	0	0	0	0	1	0	0	0	0	0	0	1
Possession Of Methamphetamine	0	0	14	23	24	95	0	1	0	0	0	0	157
Possession Of Syringes Or Needles	0	0	0	0	0	16	0	0	0	0	0	0	16
Possession Or Use Of Legend Drug	0	0	0	0	0	1	0	0	0	0	0	0	1
Prisoner Possessing A Deadly Weapon But Where The Device, Equipment, Checmical Substa	0	0	0	2	0	0	0	0	0	0	0	0	2
Promote Child Sex Trafficking	0	0	3	0	0	0	0	0	0	0	0	0	3
Rape	0	0	7	0	0	0	1	2	0	0	0	0	10
Reckless Homicide	0	0	0	0	3	0	0	0	0	0	0	0	3
Residential Entry	0	0	0	0	0	6	0	0	0	0	0	0	6
Resisting Law Enforcement	0	0	1	0	3	13	0	0	0	0	0	0	17
Resisting Law Enforcement-But Use Of A Vehicle And Causes Sbi.	0	0	0	0	4	0	0	0	0	0	0	0	4
Resisting Law Enforcement-Def Uses A Vehicle	0	0	0	0	0	12	0	0	0	0	0	0	12
Resisting Law Enforcement-Defendant Causes Bodily Injury	0	0	0	0	0	2	0	0	0	0	0	0	2
Robbery	0	0	0	0	2	0	0	0	0	0	0	0	2
Robbery (Armed Or Bodily Injury)	0	0	14	0	0	0	0	4	0	0	0	0	18
Robbery (Serious Bodily Injury)	0	2	0	0	0	0	1	0	0	0	0	0	3
Robbery Taking Prop By Force	0	0	2	0	0	0	0	0	0	0	0	0	2
Robbery-Taking Property From Another By Use Of Or Threatening Use Of Force	0	0	0	0	5	0	0	0	0	0	0	0	5
Sexual Battery	0	0	0	0	0	7	0	0	0	0	0	0	7
Sexual Misconduct With A Minor	0	0	0	3	1	1	0	3	0	0	0	0	8
Stalking	0	0	0	0	5	1	0	0	0	0	0	0	6
Strangulation	0	0	0	0	0	7	0	0	0	0	0	0	7
Theft Receiving Stolen Property	0	0	0	0	2	0	0	0	0	0	0	0	2
Theft Where Value Of Property Is Between \$750-\$50k	0	0	0	0	0	18	0	0	0	0	0	0	18
Theft, Def. Has A Prior Conviction For Either Theft Or Conversion	0	0	0	0	0	14	0	0	0	0	0	0	14
Theft, Value Of Property > \$50k	0	0	0	0	1	0	0	0	0	0	0	0	1
Theft,Receiving Stolen Property	0	0	0	0	0	29	0	0	0	0	0	0	29
Theft-Use When Property Stolen Is A Firearm	0	0	0	0	4	0	0	0	0	0	0	0	4

Trafficking With An Inmate	0	0	0	0	1	0	0	0	0	0	0	0	0	1
Unlawful Carrying Of A Handgun	0	0	0	0	3	0	0	0	0	0	0	0	0	3
Unlawful Carrying Of A Handgun-Prior Conviction Under This Section	0	0	0	0	29	0	0	0	0	0	0	0	0	29
Unlawful Firearm Poss By Serious Felon	0	0	0	67	0	0	0	1	0	0	0	0	0	68
Unlawful Poss Firearm/Dangerous Person	0	0	0	0	0	1	0	0	0	0	0	0	0	1
Voluntary Manslaughter	0	2	0	0	0	0	0	1	0	0	0	0	0	3
Voyeurism	0	0	0	0	0	1	0	0	0	0	0	0	0	1
Unknown	0	0	0	0	0	0	0	0	0	0	0	0	114	114
Total	21	53	139	215	332	469	15	34	5	2	8	0	114	1407

County of Commit

April 2026 County of Commit

Table 2: County of Commitment

County	DOC	Community Corrections	Jail DOC Contract	Jail Felony F6 Diversions	County Totals
Adams	105	62	0	25	192
Allen	1910	482	0	10	2402
Bartholomew	279	126	0	9	414
Benton	25	4	0	0	29
Blackford	66	53	0	1	120
Boone	176	117	0	16	309
Brown	49	15	0	0	64
Carroll	76	59	0	0	135
Cass	212	119	0	8	339
Clark	190	146	0	29	365
Clay	83	128	0	3	214
Clinton	148	71	0	14	233
Crawford	33	1	0	2	36
Daviess	99	164	0	8	271
Dearborn	254	80	0	10	344
Decatur	196	26	0	15	237
Dekalb	191	49	0	5	245
Delaware	405	163	0	6	574
Dubois	109	114	0	5	228
Elkhart	1325	352	0	2	1679
Fayette	144	108	0	0	252
Floyd	209	108	0	5	322
Fountain	43	21	0	0	64
Franklin	47	2	0	3	52
Fulton	70	37	0	2	109
Gibson	129	51	0	8	188
Grant	288	94	0	15	397
Greene	142	33	0	27	202
Hamilton	363	402	0	36	801
Hancock	132	96	0	48	276
Harrison	100	77	0	0	177
Hendricks	335	166	0	0	501
Henry	195	45	0	16	256
Howard	316	232	0	27	575
Huntington	336	60	0	0	396
Jackson	147	126	0	4	277
Jasper	95	36	0	1	132
Jay	170	6	0	5	181
Jefferson	301	264	0	5	570
Jennings	97	88	0	30	215
Johnson	433	267	0	8	708
Knox	194	101	0	0	295
Kosciusko	229	78	0	44	351
LaGrange	78	49	0	16	143
LaPorte	342	270	0	0	612
Lake	956	312	0	35	1303
Lawrence	196	63	0	2	261

Madison	1198	526	0	8	1732
Marion	5024	2790	0	3	7817
Marshall	243	105	0	8	356
Martin	21	43	0	1	65
Miami	77	29	0	0	106
Monroe	212	255	0	7	474
Montgomery	145	44	0	2	191
Morgan	188	20	0	53	261
Newton	49	9	0	2	60
Noble	226	57	0	4	287
Ohio	31	3	0	0	34
Orange	94	1	0	6	101
Owen	50	85	0	1	136
Parke	51	7	0	0	58
Perry	70	73	0	1	144
Pike	73	28	0	9	110
Porter	231	44	0	11	286
Posey	131	61	0	3	195
Pulaski	36	30	0	10	76
Putnam	76	54	0	0	130
Randolph	51	14	0	2	67
Ripley	133	32	0	5	170
Rush	42	21	0	0	63
Saint Joseph	987	191	0	63	1241
Scott	111	126	0	5	242
Shelby	264	80	0	3	347
Spencer	56	75	0	0	131
Starke	54	45	0	3	102
Steuben	145	82	0	2	229
Sullivan	81	19	0	2	102
Switzerland	59	11	0	1	71
Tippecanoe	898	431	0	12	1341
Tipton	9	70	0	6	85
Union	19	6	0	0	25
Vanderburgh	926	256	0	2	1184
Vermillion	88	30	0	1	119
Vigo	451	271	0	4	726
Wabash	268	55	0	0	323
Warren	61	17	0	2	80
Warrick	85	15	0	16	116
Washington	145	13	0	0	158
Wayne	380	18	0	41	439
Wells	141	14	0	1	156
White	54	38	0	0	92
Whitley	141	71	0	19	231
Unknown	574	0	0	0	574
Totals	26467	11788	0	824	39079

Note:

Jail counts are from April 02, 2025

Jail DOC Contract count includes INcite numbers starting April 2025

Population Trend

April 2026 Population Trend Summary

Table 3: Population Trend

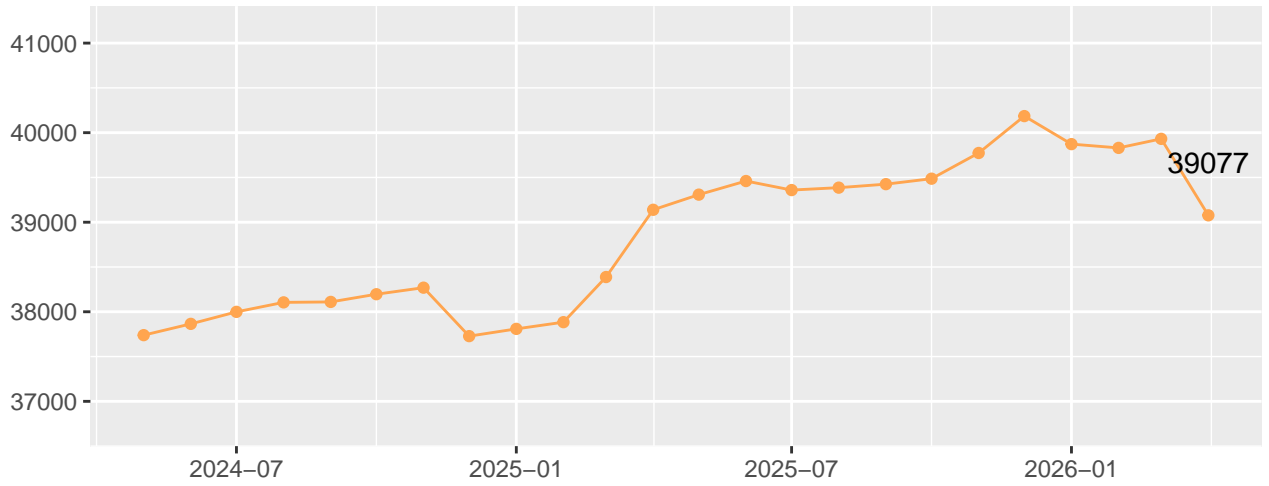
Date	DOC Adult	Community Corrections	Jail DOC Contract	Jail Felony F6 Diversions	Total	IDOC Felony F6
05/01/2024	23854	11800	793	1292	37739	
06/01/2024	24026	11772	810	1257	37865	1507
07/01/2024	24147	11750	818	1284	37999	1527
08/01/2024	24276	11877	766	1186	38105	1574
09/01/2024	24178	11980	766	1186	38110	1546
10/01/2024	24179	12042	833	1142	38196	1533
11/01/2024	24373	11921	833	1142	38269	1603
12/01/2024	24271	11874	492	1091	37728	1576
01/01/2025	24519	11793	399	1098	37809	1638
02/01/2025	24716	11791	371	1006	37884	1666
03/01/2025	24930	11886	560	1012	38388	1681
04/01/2025	25239	11958	920	1022	39139	1782
05/01/2025	25175	12041	1104	988	39308	1803
06/01/2025	25305	12014	1111	1030	39460	1805
07/01/2025	25519	12004	924	912	39359	1876
08/01/2025	25543	11842	1053	948	39386	1877
09/01/2025	25488	11886	1097	954	39425	1856
10/01/2025	25607	11905	1004	970	39486	1868
11/01/2025	26059	11878	900	936	39773	1922
12/01/2025	26331	11880	1057	917	40185	1940
01/01/2026	26242	11872	907	851	39872	1899
02/01/2026	26344	11780	933	773	39830	1862
03/01/2026	26409	11709	991	822	39931	1890
04/01/2026	26467	11788	0	822	39077	1934

Note:

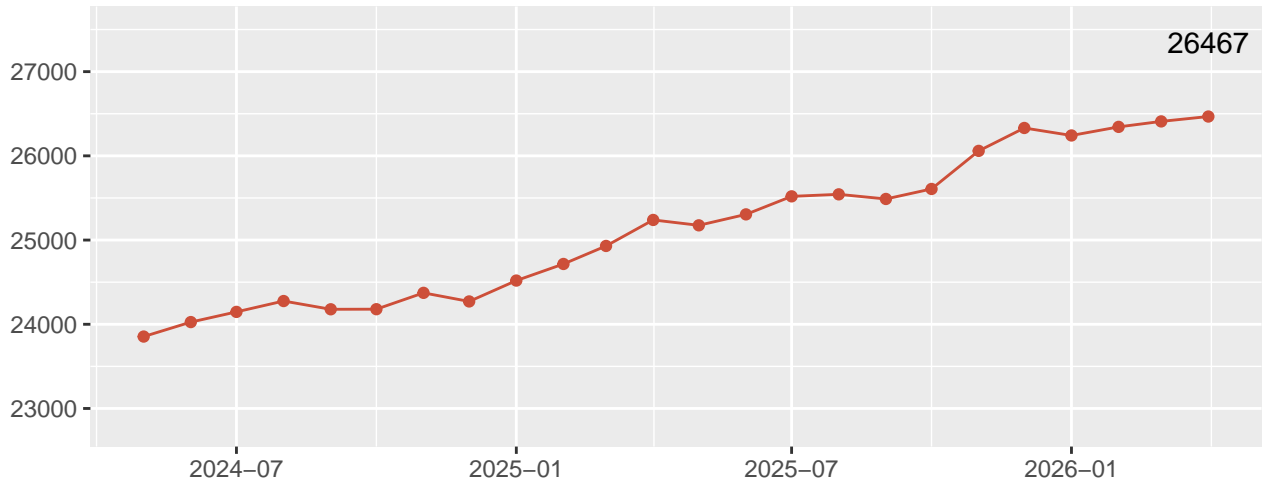
Jail counts are from April 02, 2025

Jail DOC Contract count includes INcite numbers starting April 2025

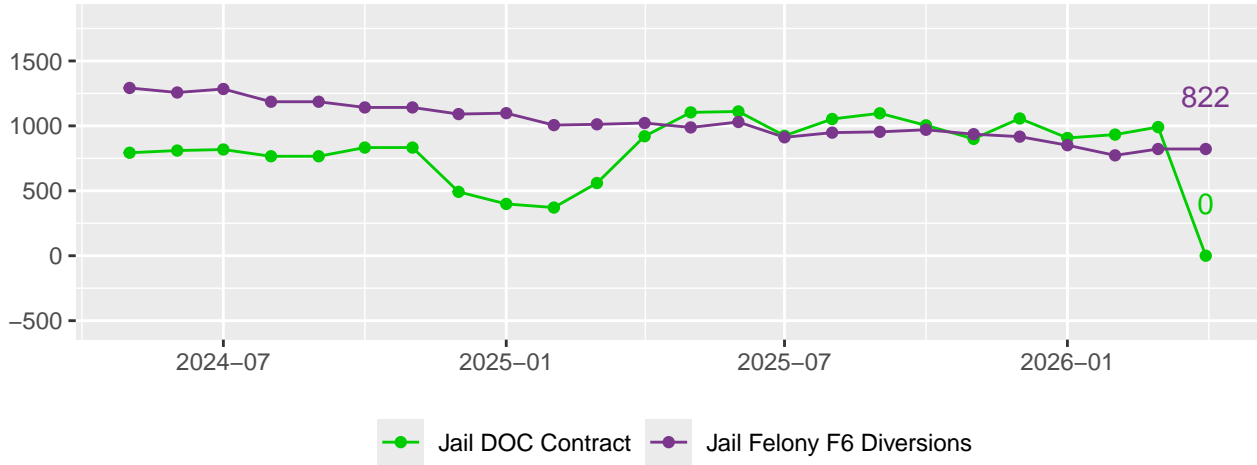
Graph 1: Population Trend, Total



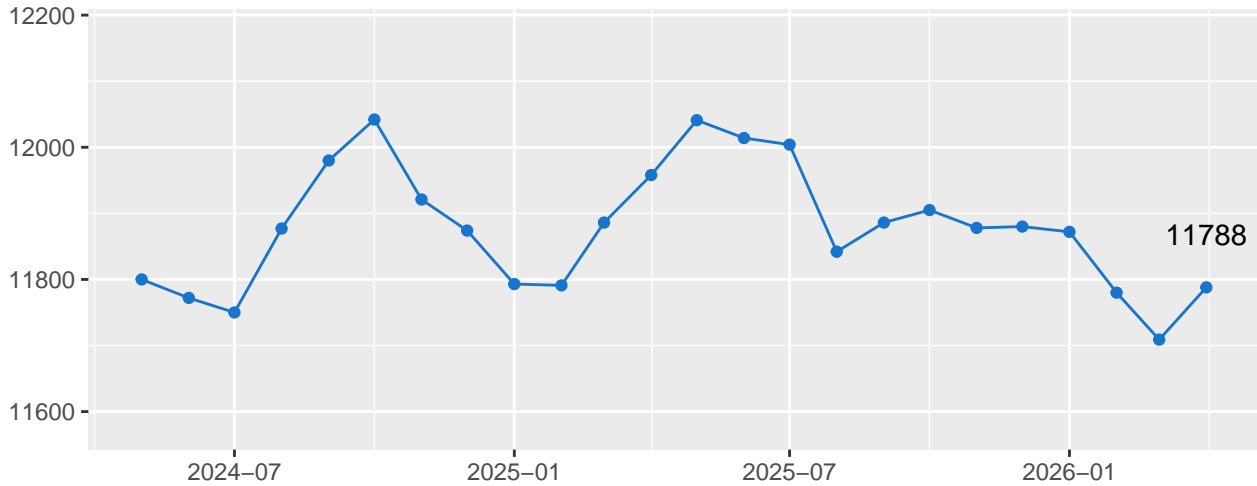
Graph 2: Population Trend, DOC Adult



Graph 3: Population Trend, Jail



Graph 4: Population Trend, Community Corrections



DOC Facility Population & Capacity

April 2026 Population & Capacity By Facility

Table 4: Inmates Housed and Bed Capacity by Facility

FACILITY	POPULATION	BEDS	CAPACITY %
Branchville Correctional Facility	1511	1533	98.56%
Chain Olakes Correctional Facility	137	140	97.86%
Correctional Industrial Facility	1463	1475	99.19%
Edinburgh Correctional Facility	342	344	99.42%
Heritage Trail Correctional Facility	878	916	95.85%
Indiana State Prison	2439	2468	98.82%
Indiana Womens Prison	641	727	88.17%
Madison - Jefferson Co WR	95	102	93.14%
Madison Correctional Facility	732	848	86.32%
Miami Corr. Level 4 Facility	2331	2859	81.53%
New Castle Correctional Facility	3085	3240	95.22%
Pendleton Correctional Facility	1915	1962	97.6%
Plainfield Correctional Facility	1626	1654	98.31%
Putnamville Correctional Facility	2164	2212	97.83%
Reception Diagnostic Center	666	695	95.83%
Rockville Correctional Facility	925	981	94.29%
Rockville Correctional Intake	257	272	94.49%
South Bend Community Re-Entry Center	194	201	96.52%
Wabash Valley Correctional Institution	2140	2216	96.57%
Westville Correctional Facility	2787	2997	92.99%
Total	26328	27842	94.56%

Note:

Operational Bed Capacity includes beds that are occupied, available, held, and down

Notes Page

- (1) Benton, Franklin, & Newton are not state established Community Corrections programs under IC 11-12. As of February 2022, the Community Corrections population reflects the number of active individuals by their county of commitment on the last Tuesday of the month. This population includes all pre & post convictions and excludes Community Transition Program (CTP) and Juveniles.
- (2) Community Corrections data for county of commitment as of 04/01/2026.
- (3) As of January 1, 2021, all Marion County Community Corrections Pretrial participants were transferred to Marion County Probation for supervision, resulting in a significant decrease in the total population. As of January 1, 2023 Pretrial participants were transferred back to Marion County Community Corrections for supervision, resulting in a significant increase in the total population.
- (4) As of January 2022, all Community Corrections data is self-reported and uniformly collected under the Supervised Release System (SRS). Community Corrections population may be supervised by other county agencies than their county of commitment. Community Corrections agencies may also administer or oversee additional types of services, treatments, or grant programs as part of the Community Corrections & Justice Reinvestment Grants (i.e., Probation, Pretrial Services, Court Recidivism Reduction Programs, Prosecutor's Diversion, and Jail Treatment programs) that are not reflected in this data as of 1/1/2020.
- (5) IDOC Felony F6 is the count of offenders whose most serious offense is a felony level F6 currently housed in an IDOC facility.
- (6) Jail DOC Contract count includes INCite numbers starting April 2025.
- (7) Due to a change in process to account for back dated admissions from the courts, there is an apparent increase in admissions starting in June 2025.
- (8) As of January 2026, Newton County has become a state established Community Corrections Program.

Graph 5: Adult Admission Trend: Old vs New Felony Levels

(Chart does not include Murder)

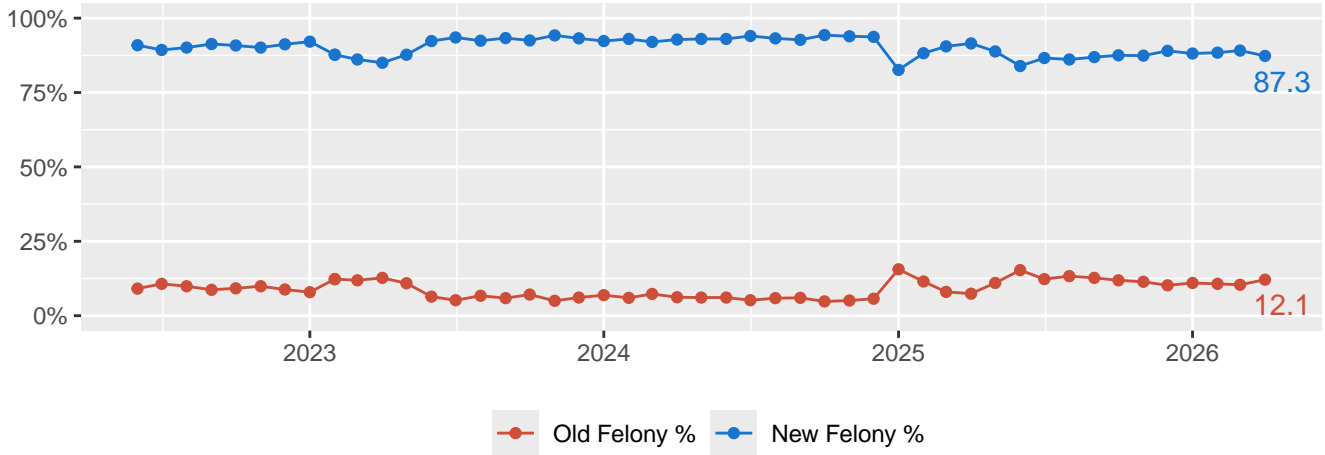


Table 5: Adult Admission Trend: Old vs New Felony Levels

Date	Old	New	Murder	Total	Old Felony %	New Felony %
February 2026	159	1360	7	1526	10.4%	89.1%
March 2026	170	1229	8	1407	12.1%	87.3%

Graph 6: Facility Population: New Felony Levels

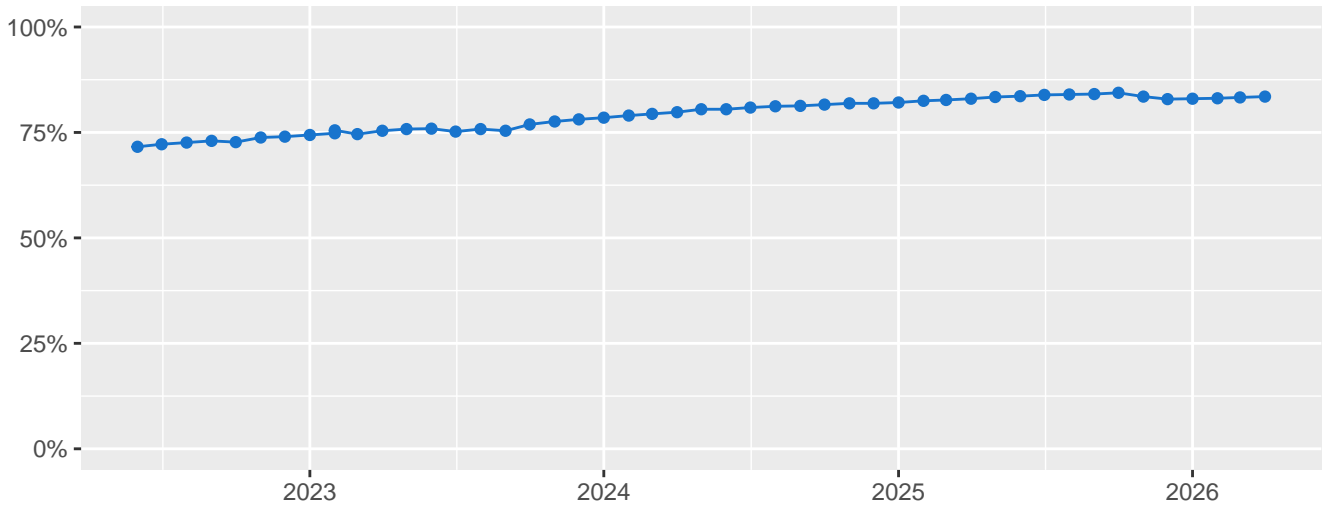
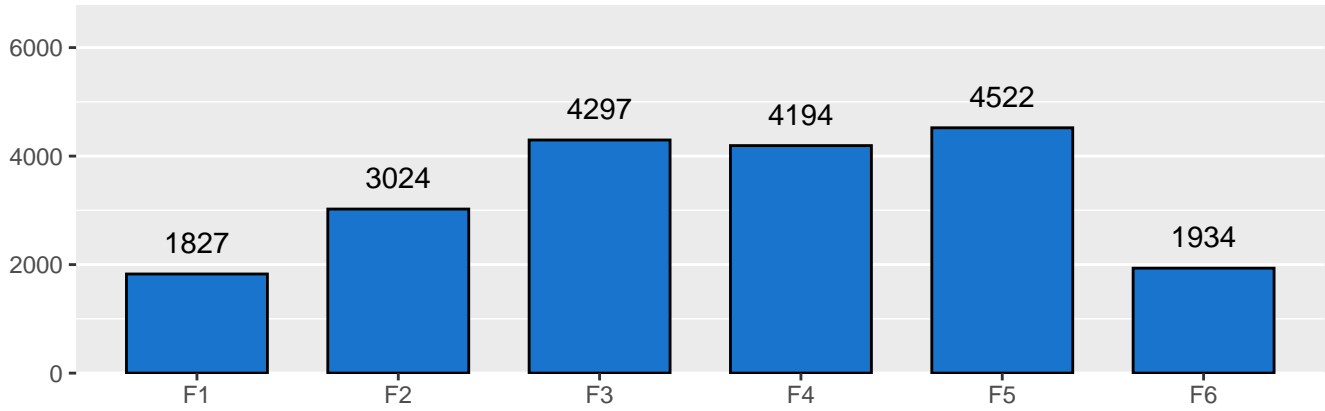


Table 6: Facility Population: New Felony Levels

Date	Old	New	Murder	Total	Old Felony %	New Felony %
February 2026	3953	19687	2769	26409	16.7%	83.3%
March 2026	3903	19798	2766	26467	16.5%	83.5%

Graph 7: Distribution of New Felony Levels by Most Serious Offense



Graph 8: Admission and Release Totals

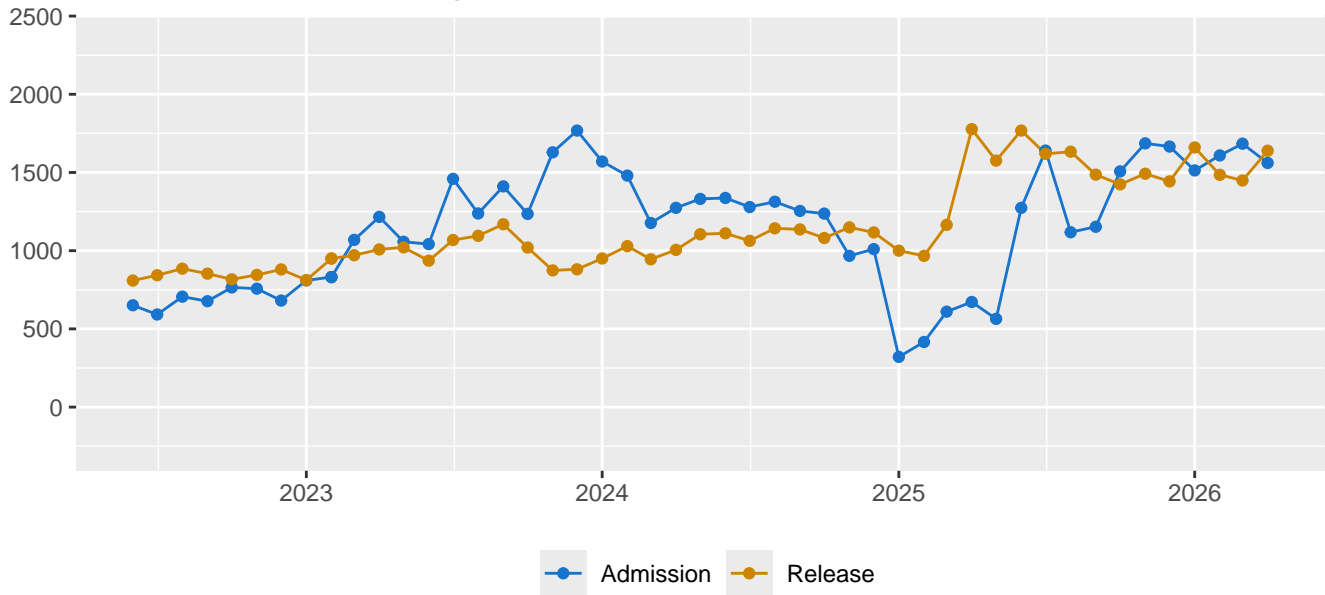


Table 7: Admission Totals

Date	New Commit	Technical	Other	Total Admissions
February 2026	1226	363	95	1684
March 2026	1059	391	111	1561

Table 8: Release Totals

Date	Parole	Probation	Discharge	CTP	Community Corrections	Other	Total Releases
February 2026	697	268	336	138	62	10	1449
March 2026	796	243	406	183	68	11	1639

Graph 9: Facility Capacity by Security Level

