

Indiana Department of Correction
May 2025

Offender Population Report

Prepared for the Justice Reinvestment Advisory Council
and State Budget Committee

Lloyd Arnold, Commissioner



Contents

Admissions 2

County of Commit 7

Population Trend 9

DOC Facility Population & Capacity 12

Notes Page 13

Admissions

May 2025 Admissions by Most Serious Offense

Table 1: Monthly Admissions by Most Serious Offense

Most Serious Offense	F1	F2	F3	F4	F5	F6	FA	FB	FC	FD	M	MA	NA	Total
Aggravated Battery	0	0	5	0	0	0	0	1	0	0	0	0	0	6
Aiding Rape	0	0	1	0	0	0	0	0	0	0	0	0	0	1
Arson	0	0	0	4	0	0	0	0	0	0	0	0	0	4
Assisting A Criminal	0	0	0	0	1	0	0	0	0	0	0	0	0	1
Attempted Battery	0	0	0	0	0	0	0	1	0	0	0	0	0	1
Attempted Domestic Battery With Prev Battery Conv	0	0	0	0	2	0	0	0	0	0	0	0	0	2
Attempted Murder	1	0	0	0	0	0	0	0	0	0	0	0	0	1
Attempted Rape	0	0	0	0	0	0	1	0	0	0	0	0	0	1
Attempted Robbery (Armed Or Bodily Injury)	0	0	0	0	0	0	0	1	0	0	0	0	0	1
Attempted Theft Receiving Stolen Property	0	0	0	0	1	0	0	0	0	0	0	0	0	1
Auto Theft, Receiving Stolen Auto Parts	0	0	0	0	2	0	0	0	0	0	0	0	0	2
Auto Theft, Same 8265, Prior Conviction For Either Theft Of An Auto Or Auto Parts	0	0	0	0	1	0	0	0	0	0	0	0	0	1
Auto Theft-Theft Of An Entire Motor Vehicle	0	0	0	0	0	2	0	0	0	0	0	0	0	2
Auto Theft-Theft Of Entire Motor Vehicle	0	0	0	0	1	0	0	0	0	0	0	0	0	1
Battery	0	0	0	0	14	4	0	0	0	0	0	0	0	18
Battery Against A Public Safety Official	0	0	0	0	1	0	0	0	0	0	0	0	0	1
Battery By Bodily Waste Against A Public Safety Officer	0	0	0	0	0	2	0	0	0	0	0	0	0	2
Battery W/Bodily Injury To A Public Safety Officer	0	0	0	0	1	0	0	0	0	0	0	0	0	1
Burglary	0	0	1	12	14	0	0	9	0	0	0	0	0	36
Carrying A Handgun W/O License, Def Has A Prior Conviction For Carrying C/O License.	0	0	0	0	2	0	0	0	0	0	0	0	0	2
Child Exploitation	0	0	0	1	1	0	0	0	0	0	0	0	0	2
Child Molesting	1	0	3	10	0	0	3	2	1	0	0	0	0	20
Child Seduction	0	0	0	0	1	0	0	0	0	0	0	0	0	1
Child Solicitation	0	0	0	3	1	0	0	0	0	0	0	0	0	4
Conspiracy Burglary	0	0	0	0	1	0	0	0	0	0	0	0	0	1
Conspiracy Dealing In Cocaine Or Narcotic Drug	0	0	0	1	0	0	0	0	0	0	0	0	0	1
Conspiracy Robbery (Armed Or Bodily Injury)	0	0	1	0	0	0	0	0	0	0	0	0	0	1
Conspiracy Robbery (Serious Bodily Injury)	0	1	0	0	0	0	0	0	0	0	0	0	0	1

Contributing To The Delinquency Of Minor	0	0	0	0	0	1	0	0	0	0	0	0	0	1
Corrupt Business Influence	0	0	0	0	1	0	0	0	0	0	0	0	0	1
Criminal Confinement	0	0	0	0	2	1	0	0	1	0	0	0	0	4
Criminal Confinement While Armed With A Deadly Weapon	0	0	2	0	0	0	0	0	0	0	0	0	0	2
Criminal Recklessness	0	0	0	0	2	1	0	0	0	0	0	0	0	3
Criminal Recklessness Committed With A Deadly Weapon	0	0	0	0	0	3	0	0	0	0	0	0	0	3
Criminal Trespass	0	0	0	0	0	1	0	0	0	0	0	0	0	1
Danger Poss Firearm Child Prev Conv/Adj	0	0	0	0	1	0	0	0	0	0	0	0	0	1
Deal Controlled Substance Result Death	0	0	1	0	0	0	0	0	0	0	0	0	0	1
Dealing A Sched I, Ii, Iii Control Subst	0	0	1	3	1	0	0	0	0	0	0	0	0	5
Dealing In Cocaine Or Narcotic Drug	0	8	3	4	1	0	0	3	0	0	0	0	0	19
Dealing In Methamphetamine	0	12	7	4	5	0	0	0	0	0	0	0	0	28
Dealing Possessing Look-Alike Substance	0	0	0	0	1	0	0	0	0	0	0	0	0	1
Disarming A Law Enforcement Officer	0	0	0	0	1	0	0	0	0	0	0	0	0	1
Dissemination Of Matter Harmful To Minor	0	0	0	0	0	1	0	0	0	0	0	0	0	1
Domestic Battery	0	0	0	0	0	5	0	0	0	0	0	0	0	5
Domestic Battery By Means Of A Deadly Weapon	0	0	0	0	2	0	0	0	0	0	0	0	0	2
Domestic Battery Committed In The Presence Of A Child Less Than 16	0	0	0	0	0	2	0	0	0	0	0	0	0	2
Domestic Battery Resulting In Sbi	0	0	0	0	3	0	0	0	0	0	0	0	0	3
Domestic Battery With Prev Battery Conv	0	0	0	0	4	0	0	0	0	0	0	0	0	4
Domestic Battery-Def Has Been Previously Convicted Of Battery Or Strangulation	0	0	0	0	3	0	0	0	0	0	0	0	0	3
Escape	0	0	0	0	1	1	0	1	0	0	0	0	0	3
Failure To Register As A Sex Offender	0	0	0	0	14	2	0	0	0	0	0	0	0	16
Failure To Remain At The Scene Of An Accident Resulting In Death	0	0	0	1	0	0	0	0	0	0	0	0	0	1
Failure To Return To Lawful Detention	0	0	0	0	0	4	0	0	0	0	0	0	0	4
Forgery	0	0	0	0	0	2	0	0	0	0	0	0	0	2
Habitual Offender	0	0	0	0	0	0	1	0	0	0	0	0	0	1
Identity Deception	0	0	0	0	0	1	0	0	0	0	0	0	0	1
Intimidation	0	0	0	0	2	8	0	0	0	0	0	0	0	10

Invasion Of Privacy	0	0	0	0	0	2	0	0	0	0	0	0	0	2
Murder	1	0	0	0	0	0	0	0	0	0	1	0	0	2
Neglect Of A Dependent	0	0	0	0	0	2	0	0	0	0	0	0	0	2
Neglect Of A Dependent Resulting In Bodily Injury	0	0	0	0	3	0	0	0	0	0	0	0	0	3
Neglect Of A Dependent W/ Serious Injury	0	0	2	0	0	0	0	0	0	0	0	0	0	2
Neglect Of Dependent Resulting In Death	0	0	0	0	0	0	1	0	0	0	0	0	0	1
Non Support Of Dependent Child	0	0	0	0	0	0	0	0	1	0	0	0	0	1
Obstruction Of Justice	0	0	0	0	1	0	0	0	0	0	0	0	0	1
Omwvi - Cause Catastrophic Injury	0	0	0	1	0	0	0	0	0	0	0	0	0	1
Oper Veh - Intox - Prior Conviction	0	0	0	0	2	0	0	0	0	0	0	0	0	2
Oper Veh - Intox - Result - Ser Body Inj	0	0	0	0	3	0	0	0	0	0	0	0	0	3
Oper Veh - Sch 1 Or 2 Control Substance	0	0	0	0	0	1	0	0	0	0	0	0	0	1
Oper Veh .08 Or More - Prior Conviction	0	0	0	0	0	2	0	0	0	0	0	0	0	2
Oper Veh Intox-Prior W/I 7y	0	0	0	0	0	4	0	0	0	0	0	0	0	4
Oper Vehicle - Intox - Prev Conviction	0	0	0	0	0	1	0	0	0	0	0	0	0	1
Oper Vehicle While Intox-Prev Conviction	0	0	0	0	0	0	0	0	0	1	0	0	0	1
Operate Vehicle After Suspended For Life	0	0	0	0	3	0	0	0	0	0	0	0	0	3
Operating Vehicle-Habit Traffic Violator	0	0	0	0	0	6	0	0	0	0	0	0	0	6
Possession Of A Machine Gun Or Bomb	0	0	0	0	3	0	0	0	0	0	0	0	0	3
Possession Of Altered Firearm	0	0	0	0	2	0	0	0	0	0	0	0	0	2
Possession Of Child Pornography	0	0	0	0	3	0	0	0	0	0	0	0	0	3
Possession Of Cocaine Or Narcotic Drug	0	0	4	2	7	16	0	0	0	0	0	0	0	29
Possession Of Methamphetamine	0	0	6	11	20	46	0	1	0	0	0	0	0	84
Possession Of Syringes Or Needles	0	0	0	0	0	4	0	0	0	0	0	0	0	4
Possession Or Use Of Legend Drug	0	0	0	0	0	1	0	0	0	0	0	0	0	1
Promote Child Sex Trafficking	0	0	1	0	0	0	0	0	0	0	0	0	0	1
Promoting Prostitution	0	0	0	0	1	0	0	0	0	0	0	0	0	1
Rape	1	0	5	0	0	0	2	2	0	0	0	0	0	10
Reckless Homicide	0	0	0	0	2	0	0	0	0	0	0	0	0	2
Residential Entry	0	0	0	0	0	3	0	0	0	0	0	0	0	3
Resisting Law Enforcement	0	0	0	0	4	6	0	0	0	0	0	0	0	10
Resisting Law Enforcement-Def Uses A Vehicle	0	0	0	0	0	3	0	0	0	0	0	0	0	3
Robbery	0	0	0	0	5	0	0	0	1	0	0	0	0	6
Robbery (Armed Or Bodily Injury)	0	0	9	0	0	0	0	3	0	0	0	0	0	12

Robbery (Serious Bodily Injury)	0	1	0	0	0	0	0	0	0	0	0	0	0	1
Robbery Taking Prop By Force	0	0	2	0	0	0	0	0	0	0	0	0	0	2
Sexual Misconduct With A Minor	0	0	0	6	3	0	0	0	0	0	0	0	0	9
Sexual Misconduct-Service	0	0	0	0	0	1	0	0	0	0	0	0	0	1
Provider Engages In Fondling Or Touching W/A Person Who Is Subject To Lawful Detention														
Stalking	0	0	0	2	1	0	0	0	0	0	0	0	0	3
Stalking Where Def Violates Po Of Which Def Has Actual Notice	0	0	0	0	1	0	0	0	0	0	0	0	0	1
Theft Where Value Of Property Is Between \$750-\$50k	0	0	0	0	0	3	0	0	0	0	0	0	0	3
Theft, Def. Has A Prior Conviction For Either Theft Or Conversion	0	0	0	0	0	4	0	0	0	0	0	0	0	4
Theft, Value Of Property > \$50k	0	0	0	0	1	0	0	0	0	0	0	0	0	1
Theft,Receiving Stolen Property	0	0	0	0	0	9	0	0	0	0	0	0	0	9
Theft-Use When Property Stolen Is A Firearm	0	0	0	0	1	0	0	0	0	0	0	0	0	1
Theft; Prior Conviction For Robbery Or Burglary	0	0	0	0	0	1	0	0	0	0	0	0	0	1
Trafficking With An Inmate	0	0	0	0	1	0	0	0	0	0	0	0	0	1
Unlawful Carrying Of A Handgun	0	0	0	0	2	0	0	0	0	0	0	0	0	2
Unlawful Carrying Of A Handgun-Prior Conviction Under This Section	0	0	0	0	8	0	0	0	0	0	0	0	0	8
Unlawful Firearm Poss By Serious Felon	0	0	0	27	1	0	0	0	0	0	0	0	0	28
Voluntary Manslaughter	0	7	0	0	0	0	1	0	0	0	0	0	0	8
Unknown	0	0	0	0	0	0	0	0	0	0	0	0	24	24
Total	4	29	54	92	166	156	9	24	4	1	1	0	24	564

County of Commit

May 2025 County of Commit

Table 2: County of Commitment

County	DOC	Community Corrections	Jail DOC Contract	Jail Felony F6 Diversions	County Totals
Adams	113	55	6	25	199
Allen	1874	475	82	10	2441
Bartholomew	259	148	2	14	423
Benton	28	7	2	3	40
Blackford	75	50	6	4	135
Boone	172	93	6	8	279
Brown	46	15	8	4	73
Carroll	77	41	1	4	123
Cass	218	108	11	9	346
Clark	189	125	11	30	355
Clay	92	134	6	9	241
Clinton	158	68	4	30	260
Crawford	36	6	1	1	44
Daviess	78	157	2	11	248
Dearborn	271	69	7	11	358
Decatur	201	18	8	19	246
Dekalb	197	54	11	11	273
Delaware	398	186	28	5	617
Dubois	103	112	2	7	224
Elkhart	1296	398	37	0	1731
Fayette	133	92	9	1	235
Floyd	171	89	3	8	271
Fountain	45	33	9	0	87
Franklin	37	1	2	4	44
Fulton	67	30	2	8	107
Gibson	115	48	4	21	188
Grant	271	100	6	21	398
Greene	136	45	4	24	209
Hamilton	335	437	18	25	815
Hancock	115	85	8	9	217
Harrison	97	54	5	8	164
Hendricks	314	161	16	17	508
Henry	218	52	1	12	283
Howard	317	255	17	42	631
Huntington	319	72	11	4	406
Jackson	155	108	8	12	283
Jasper	91	39	6	1	137
Jay	186	8	5	10	209
Jefferson	285	274	26	14	599
Jennings	97	108	3	33	241
Johnson	419	256	20	10	705
Knox	170	101	16	0	287
Kosciusko	230	81	6	20	337
LaGrange	86	39	3	21	149
LaPorte	378	271	3	1	653
Lake	896	317	23	42	1278
Lawrence	199	59	11	10	279

Madison	1119	538	22	7	1686
Marion	4660	2891	236	11	7798
Marshall	252	90	12	9	363
Martin	23	37	1	0	61
Miami	75	32	5	0	112
Monroe	232	262	7	5	506
Montgomery	149	38	10	9	206
Morgan	201	36	5	42	284
Newton	50	4	1	3	58
Noble	221	53	22	8	304
Ohio	30	7	0	0	37
Orange	99	7	1	2	109
Owen	48	83	2	2	135
Parke	46	8	7	1	62
Perry	80	100	3	3	186
Pike	71	32	2	5	110
Porter	237	48	8	11	304
Posey	141	70	10	0	221
Pulaski	40	34	3	14	91
Putnam	80	36	6	0	122
Randolph	36	10	5	1	52
Ripley	123	23	8	5	159
Rush	51	21	3	6	81
Saint Joseph	964	203	33	75	1275
Scott	133	143	8	11	295
Shelby	250	108	17	5	380
Spencer	48	61	2	0	111
Starke	55	45	0	11	111
Steuben	134	61	4	4	203
Sullivan	86	17	12	3	118
Switzerland	70	14	2	3	89
Tippecanoe	861	405	23	44	1333
Tipton	8	80	14	0	102
Union	14	7	1	2	24
Vanderburgh	964	273	56	10	1303
Vermillion	59	28	6	5	98
Vigo	405	343	11	5	764
Wabash	230	73	13	0	316
Warren	41	6	3	3	53
Warrick	77	16	3	9	105
Washington	134	5	18	7	164
Wayne	408	18	10	28	464
Wells	149	12	2	0	163
White	60	54	0	0	114
Whitley	145	75	1	26	247
Unknown	53	0	0	0	53
Totals	25175	12041	1104	988	39308

Note:

Jail counts are from April 29, 2024

Jail DOC Contract count includes INcite numbers starting April 2025

Population Trend

May 2025 Population Trend Summary

Table 3: Population Trend

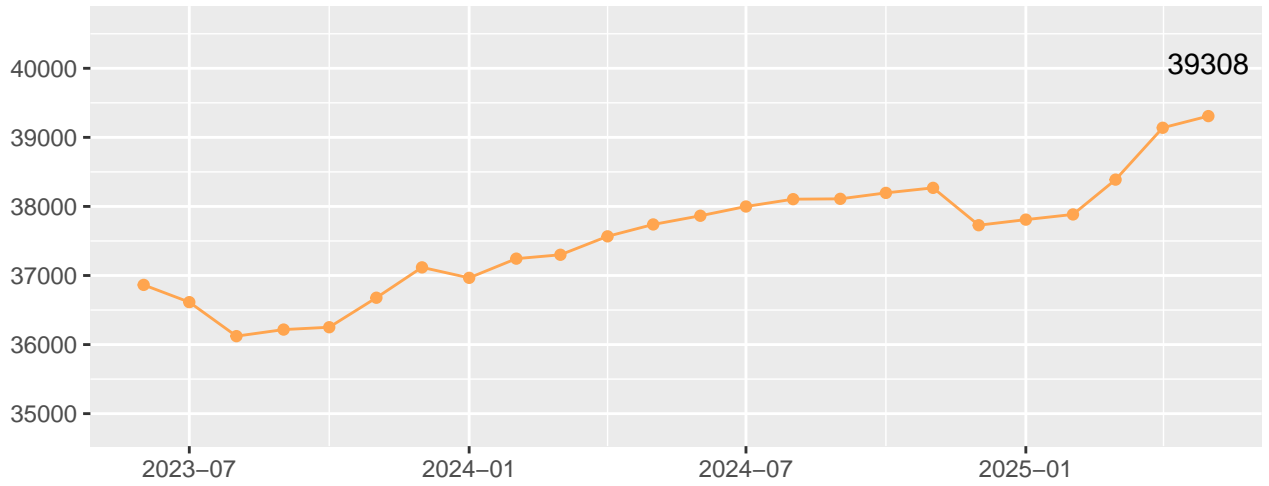
Date	DOC Adult	Community Corrections	Jail DOC Contract	Jail Felony F6 Diversions	Total	IDOC Felony F6
06/01/2023	22830	11627	618	1789	36864	
07/01/2023	22503	11542	850	1719	36614	
08/01/2023	22401	11438	710	1573	36122	
09/01/2023	22381	11472	696	1668	36217	
10/01/2023	22454	11520	598	1679	36251	
11/01/2023	22768	11606	702	1602	36678	
12/01/2023	22936	11775	871	1536	37118	
01/01/2024	23136	11608	944	1278	36966	
02/01/2024	23374	11633	863	1374	37244	
03/01/2024	23620	11633	771	1276	37300	
04/01/2024	23787	11775	741	1264	37567	
05/01/2024	23854	11800	793	1292	37739	
06/01/2024	24026	11772	810	1257	37865	1507
07/01/2024	24147	11750	818	1284	37999	1527
08/01/2024	24276	11877	766	1186	38105	1574
09/01/2024	24178	11980	766	1186	38110	1546
10/01/2024	24179	12042	833	1142	38196	1533
11/01/2024	24373	11921	833	1142	38269	1603
12/01/2024	24271	11874	492	1091	37728	1576
01/01/2025	24519	11793	399	1098	37809	1638
02/01/2025	24716	11791	371	1006	37884	1666
03/01/2025	24930	11886	560	1012	38388	1681
04/01/2025	25239	11958	920	1022	39139	1782
05/01/2025	25175	12041	1104	988	39308	1803

Note:

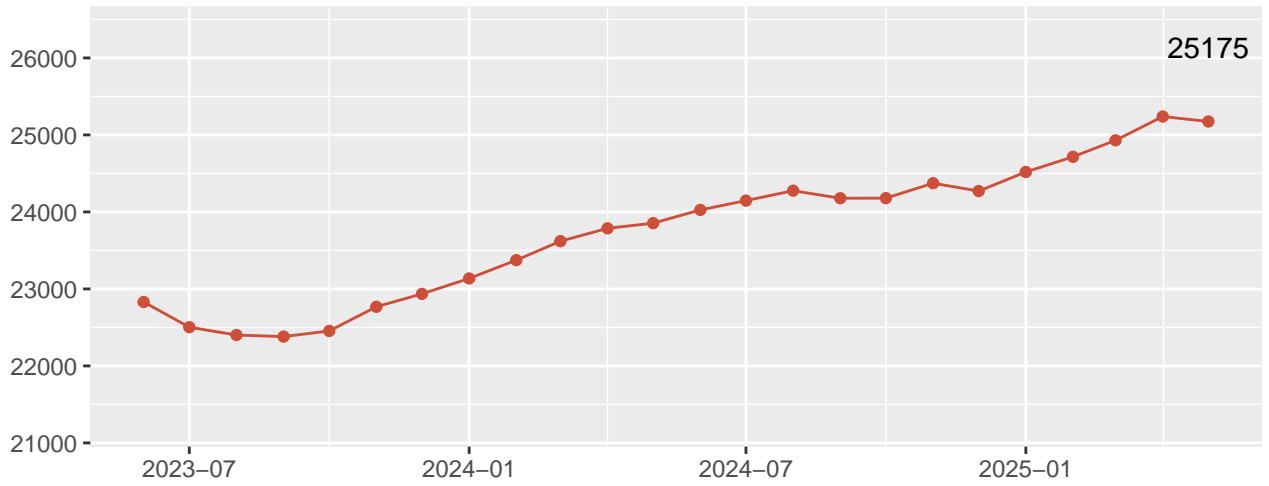
Jail counts are from April 29, 2024

Jail DOC Contract count includes INcite numbers starting April 2025

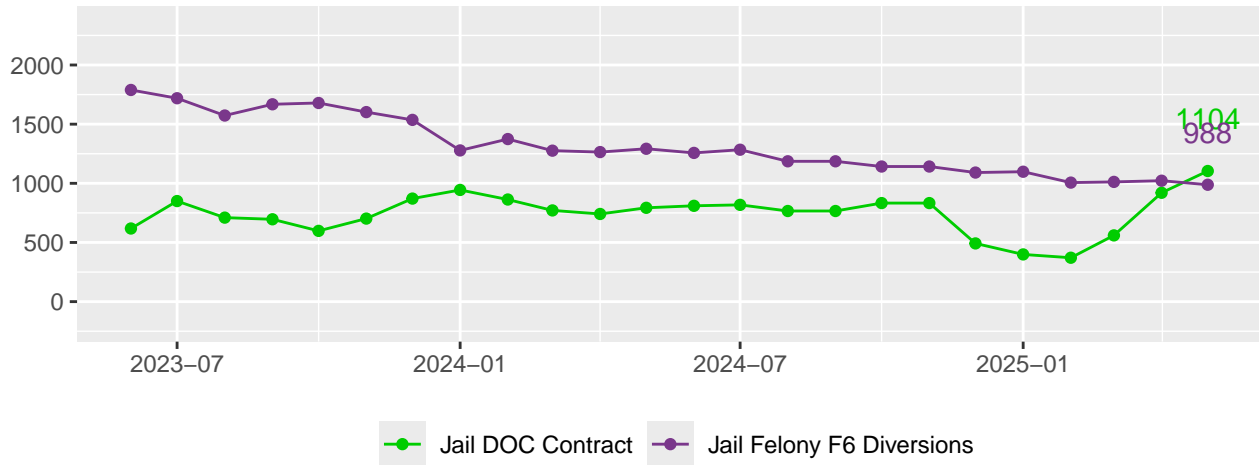
Graph 1: Population Trend, Total



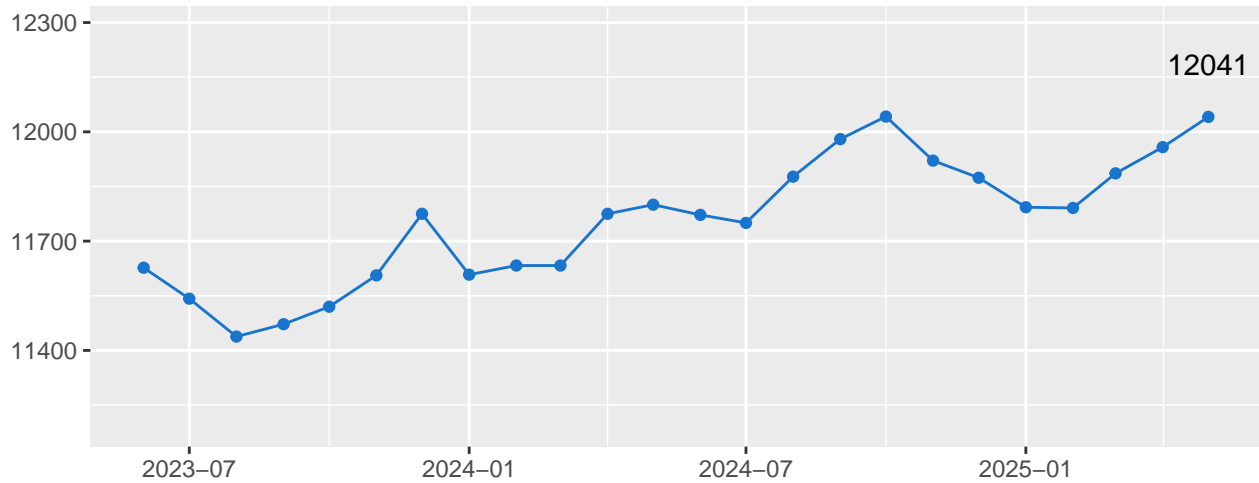
Graph 2: Population Trend, DOC Adult



Graph 3: Population Trend, Jail



Graph 4: Population Trend, Community Corrections



DOC Facility Population & Capacity

May 2025 Population & Capacity By Facility

Table 4: Inmates Housed and Bed Capacity by Facility

FACILITY	POPULATION	BEDS	CAPACITY %
Bartholomew County Re-Entry Center	1	0	Inf%
Branchville Correctional Facility	1530	1533	99.8%
Chain Olakes Correctional Facility	137	140	97.86%
Correctional Industrial Facility	1460	1475	98.98%
Edinburgh Correctional Facility	291	344	84.59%
Heritage Trail Correctional Facility	850	963	88.27%
Indiana State Prison	2424	2486	97.51%
Indiana Womens Prison	570	727	78.4%
Lake County Re-Entry Center	1	10	10%
Madison - Jefferson Co WR	100	102	98.04%
Madison Correctional Facility	799	848	94.22%
Miami Corr. Level 4 Facility	1862	3188	58.41%
New Castle Correctional Facility	3052	3249	93.94%
Pendleton Correctional Facility	1640	2021	81.15%
Plainfield Correctional Facility	1598	1692	94.44%
Putnamville Correctional Facility	2056	2211	92.99%
Reception Diagnostic Center	638	695	91.8%
Rockville Correctional Facility	1092	1253	87.15%
South Bend Community Re-Entry Center	173	201	86.07%
Wabash Valley Correctional Institution	2071	2216	93.46%
Westville Correctional Facility	2830	3014	93.9%
Total	25175	28368	88.74%

Note:

Operational Bed Capacity includes beds that are occupied, available, held, and down

Notes Page

- (1) Benton, Franklin, & Newton are not state established Community Corrections programs under IC 11-12. As of February 2022, the Community Corrections population reflects the number of active individuals by their county of commitment on the last Tuesday of the month. This population includes all pre & post convictions and excludes Community Transition Program (CTP) and Juveniles.
- (2) Community Corrections data for county of commitment as of 05/01/2025.
- (3) As of January 1, 2021, all Marion County Community Corrections Pretrial participants were transferred to Marion County Probation for supervision, resulting in a significant decrease in the total population. As of January 1, 2023 Pretrial participants were transferred back to Marion County Community Corrections for supervision, resulting in a significant increase in the total population.
- (4) As of January 2022, all Community Corrections data is self-reported and uniformly collected under the Supervised Release System (SRS). Community Corrections population may be supervised by other county agencies than their county of commitment. Community Corrections agencies may also administer or oversee additional types of services, treatments, or grant programs as part of the Community Corrections & Justice Reinvestment Grants (i.e., Probation, Pretrial Services, Court Recidivism Reduction Programs, Prosecutor's Diversion, and Jail Treatment programs) that are not reflected in this data as of 1/1/2020.
- (5) IDOC Felony F6 is the count of offenders whose most serious offense is a felony level F6 currently housed in an IDOC facility.
- (6) Jail DOC Contract count includes INcite numbers starting April 2025.

Graph 5: Adult Admission Trend: Old vs New Felony Levels

(Chart does not include Murder)

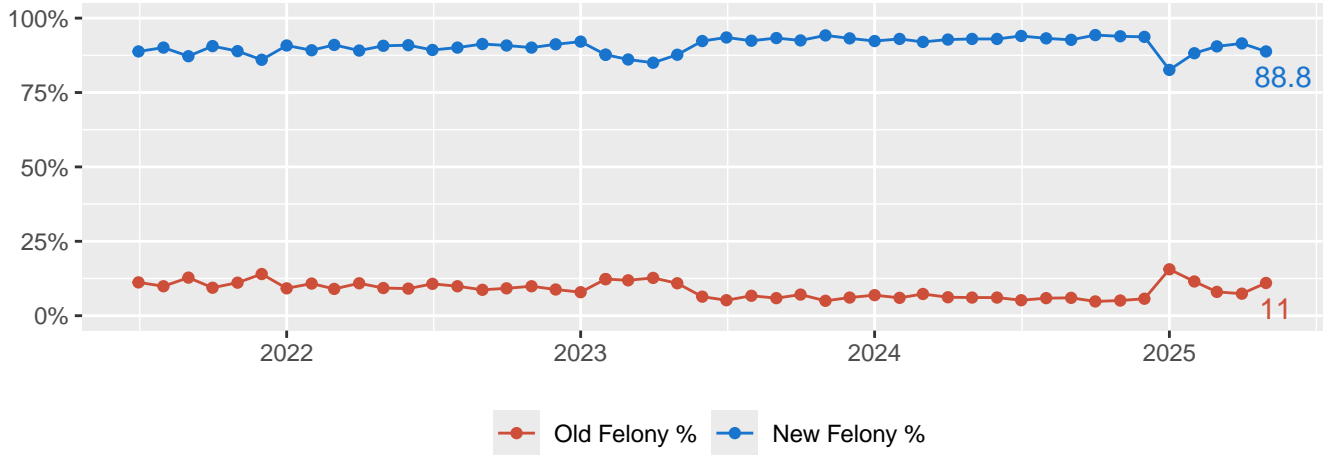


Table 5: Adult Admission Trend: Old vs New Felony Levels

Date	Old	New	Murder	Total	Old Felony %	New Felony %
March 2025	50	615	7	672	7.4%	91.5%
April 2025	62	501	1	564	11%	88.8%

Graph 6: Facility Population: New Felony Levels

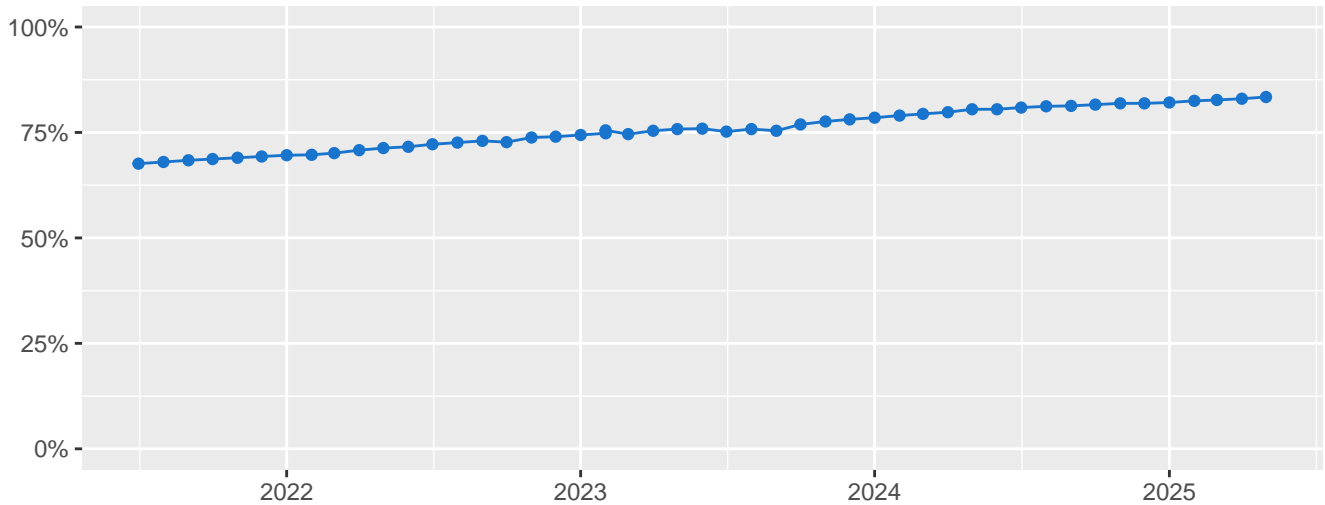
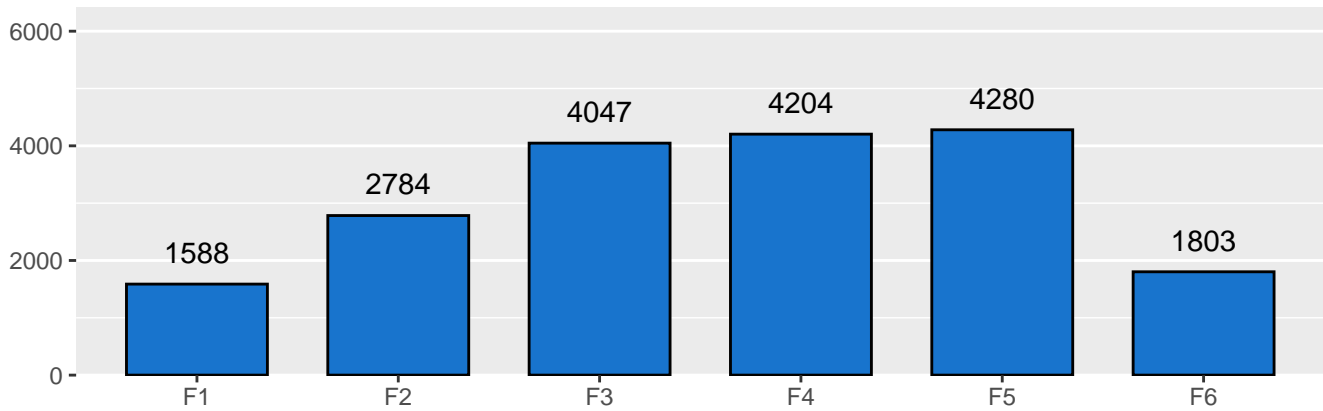


Table 6: Facility Population: New Felony Levels

Date	Old	New	Murder	Total	Old Felony %	New Felony %
March 2025	3903	19037	2774	25714	17%	83%
April 2025	3728	18706	2741	25175	16.6%	83.4%

Graph 7: Distribution of New Felony Levels by Most Serious Offense



Graph 8: Admission and Release Totals

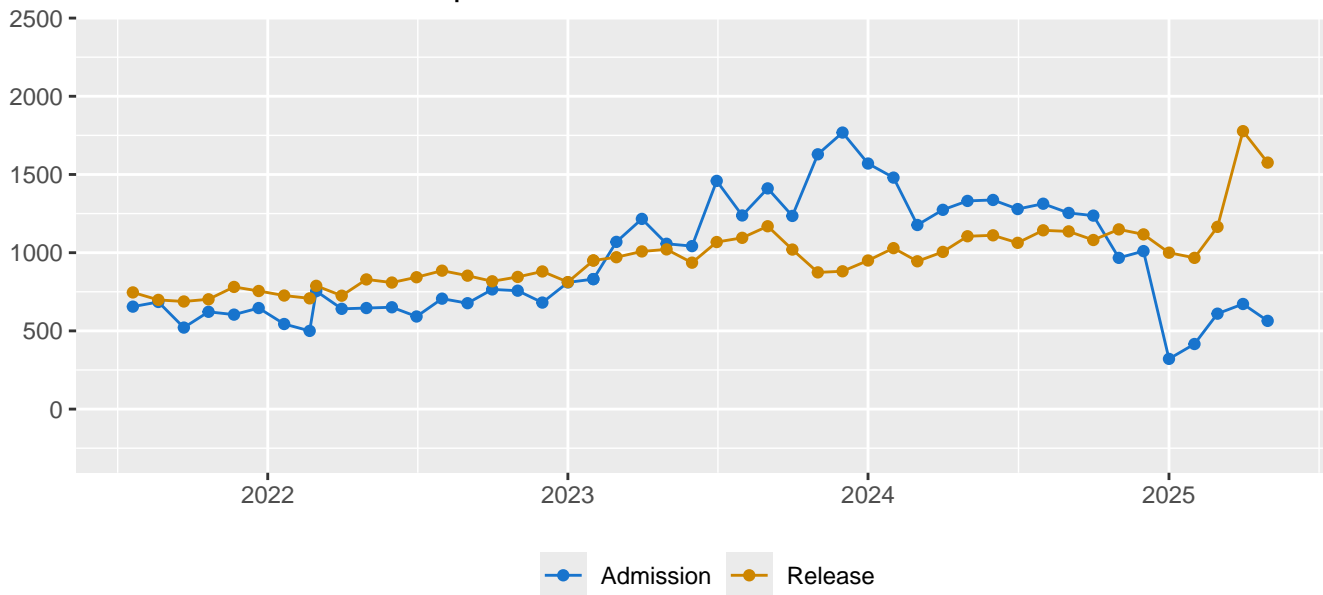


Table 7: Admission Totals

Date	New Commit	Technical	Other	Total Admissions
March 2025	380	181	111	672
April 2025	279	168	117	564

Table 8: Release Totals

Date	Parole	Probation	Discharge	CTP	Community Corrections	Other	Total Releases
March 2025	1027	323	265	146	42	16	1777
April 2025	827	309	292	135	48	13	1576

Graph 9: Facility Capacity by Security Level

