

Indiana Department of Correction
March 2025

Offender Population Report

Prepared for the Justice Reinvestment Advisory Council
and State Budget Committee

Lloyd Arnold, Commissioner



Contents

Admissions 2

County of Commit 6

Population Trend 8

DOC Facility Population & Capacity 11

Notes Page 12

Admissions

March 2025 Admissions by Most Serious Offense

Table 1: Monthly Admissions by Most Serious Offense

	Most Serious Offense	F1	F2	F3	F4	F5	F6	FA	FB	FC	FD	M	MA	NA	Total
Armed Robbery-Taking Property By Force Or Threatening Use Of Force While Armed	Aggravated Battery	0	0	7	0	0	0	0	1	0	0	0	0	0	8
	Alteration Of Firearm's Identifying Marks	0	0	0	0	1	0	0	0	0	0	0	0	0	1
	Arson	0	0	0	3	0	0	0	0	0	0	0	0	0	3
	Attempted Burglary	0	0	0	1	0	0	0	0	0	0	0	0	0	1
	Attempted Rape	0	0	1	0	0	0	0	0	0	0	0	0	0	1
Auto Theft, Same 8265, Prior Conviction For Either Theft Of An Auto Or Auto Parts	Attempted Robbery (Armed Or Bodily Injury)	0	0	2	0	0	0	0	1	0	0	0	0	0	3
	Attempted Robbery (Serious Bodily Injury)	0	1	0	0	0	0	0	0	0	0	0	0	0	1
	Attempted Trafficking With An Inmate	0	0	0	0	1	0	0	0	0	0	0	0	0	1
	Auto Theft, Receiving Stolen Auto Parts	0	0	0	0	2	1	0	0	0	0	0	0	0	3
	Auto Theft, Same 8265, Prior Conviction For Either Theft Of An Auto Or Auto Parts	0	0	0	0	1	0	0	0	0	0	0	0	0	1
Auto Theft-Same 7054, But Defendant Has A Prior For Either Theft Of An Auto	Auto Theft-Theft Of An Entire Motor Vehicle	0	0	0	0	0	3	0	0	0	0	0	0	0	3
	Auto Theft-Theft Of Entire Motor Vehicle	0	0	0	0	1	0	0	0	0	0	0	0	0	1
	Battery	0	0	0	0	10	5	0	0	0	0	0	0	0	15
	Battery Against A Public Safety Official	0	0	0	0	1	0	0	0	0	0	0	0	0	1
	Battery By Bodily Waste	0	0	0	0	1	0	0	0	0	0	0	0	0	1
Carrying A Handgun W/O License, Def Has A Prior Conviction For Carrying C/O License.	Battery On A Public Safety Official	0	0	0	0	0	1	0	0	0	0	0	0	0	1
	Battery Resulting In Serious Bodily Injury	0	0	0	0	1	0	0	0	0	0	0	0	0	1
	Battery W/Bodily Injury To A Public Safety Officer	0	0	0	0	1	0	0	0	0	0	0	0	0	1
	Burglary	0	2	0	15	11	0	0	7	0	0	0	0	0	35
	Check Deception	0	0	0	0	0	1	0	0	0	0	0	0	0	1
Criminal Confinement While Armed With A Deadly Weapon	Child Exploitation	0	0	0	2	3	0	0	0	0	0	0	0	0	5
	Child Molesting	2	0	5	12	0	0	2	1	2	0	0	0	0	24
	Child Seduction	0	0	0	0	1	0	0	0	0	0	0	0	0	1
	Child Solicitation	0	0	0	1	2	0	0	0	0	0	0	0	0	3
	Conspiracy Robbery (Armed Or Bodily Injury)	0	0	0	0	0	0	0	1	0	0	0	0	0	1
Criminal Recklessness Committed With A Deadly Weapon	Corrupt Business Influence	0	0	0	0	2	0	0	0	0	0	0	0	0	2
	Criminal Confinement	0	0	0	0	5	1	0	0	0	0	0	0	0	6
	Criminal Deviate Conduct	0	0	0	0	0	0	0	1	0	0	0	0	0	1
	Criminal Recklessness	0	0	0	0	1	1	0	0	0	0	0	0	0	2
	Criminal Trespass	0	0	0	0	0	1	0	0	0	0	0	0	0	1
Domestic Battery By Means Of A Deadly Weapon	Deal Controlled Substance Result Death	1	0	0	0	0	0	0	0	0	0	0	0	0	1
	Dealing A Sched I, Ii, Iii Control Subst	0	2	1	1	1	0	0	0	0	0	0	0	0	5
	Dealing In A Sched I,Ii Or Iii Contr Sub	0	0	0	0	0	0	0	2	0	0	0	0	0	2
	Dealing In Cocaine Or Narcotic Drug	0	6	4	4	4	0	0	0	0	0	0	0	0	18
	Dealing In Marijuana, Hash Oil, Hashish	0	0	0	0	1	1	0	0	0	0	0	0	0	2
Domestic Battery Committed In The Presence Of A Child Less Than 16	Dealing In Methamphetamine	0	12	13	7	3	0	0	2	0	0	0	0	0	37
	Domestic Battery Committed In The Presence Of A Child Less Than 16	0	0	0	0	0	6	0	0	0	0	0	0	0	6

Domestic Battery In Violation Of A No Contact Order	0	0	0	0	0	1	0	0	0	0	0	0	0	1
Domestic Battery Resulting In Sbi	0	0	0	0	1	0	0	0	0	0	0	0	0	1
Domestic Battery W/Bodily Injury Person Under 14	0	0	0	0	1	0	0	0	0	0	0	0	0	1
Domestic Battery With Injury To A Pregnant Woman.	0	0	0	0	3	0	0	0	0	0	0	0	0	3
Domestic Battery With Prev Battery Conv	0	0	0	0	3	0	0	0	0	0	0	0	0	3
Domestic Battery-Def Has Been Previously Convicted Of Battery Or Strangulation	0	0	0	0	4	0	0	0	0	0	0	0	0	4
Domestic Battery-Def. Has A Prior Conviction For Any Sort Of Battery Or Strangulation	0	0	0	0	0	5	0	0	0	0	0	0	0	5
Driving Whl/Suspended Resulting In Injur	0	0	0	0	0	1	0	0	0	0	0	0	0	1
Escape	0	0	0	0	0	4	0	0	0	0	0	0	0	4
Escape-Def Violates Home Detention Or Removes An Electronic Device	0	0	0	0	0	2	0	0	0	0	0	0	0	2
Fail To Stop After Acc - Ser Body Injury	0	0	1	0	0	0	0	0	0	0	0	0	0	1
Failure Of Sex Offender To Possess Id	0	0	0	0	0	1	0	0	0	0	0	0	0	1
Failure To Register As A Sex Offender	0	0	0	0	7	3	0	0	0	0	0	0	0	10
Failure To Remain At The Scene Of An Accident Resulting In Death	0	0	0	2	0	0	0	0	0	0	0	0	0	2
Failure To Return To Lawful Detention	0	0	0	0	0	2	0	0	0	0	0	0	0	2
Forgery,Counterfeiting,Application Fraud	0	0	0	0	0	2	0	0	1	0	0	0	0	3
Fraud	0	0	0	0	0	3	0	0	0	0	0	0	0	3
Fraud On A Financial Institution	0	0	0	0	2	0	0	0	0	0	0	0	0	2
Handgun Violation (Felony Within 15 Yrs)	0	0	0	0	5	0	0	0	0	0	0	0	0	5
Identity Deception	0	0	0	0	0	1	0	0	0	0	0	0	0	1
Impersonating A Public Servant	0	0	0	0	0	1	0	0	0	0	0	0	0	1
Incest	0	0	0	0	1	0	0	0	0	0	0	0	0	1
Institutional Criminal Mischief	0	0	0	0	0	1	0	0	0	0	0	0	0	1
Intimidation	0	0	0	0	17	3	0	0	0	0	0	0	0	20
Invasion Of Privacy	0	0	0	0	0	2	0	0	0	0	0	0	0	2
Leaving Scene Of An Acc - Moderate Or Ser Bodily Inj	0	0	0	0	0	1	0	0	0	0	0	0	0	1
Maintaining Common Nuisance - Cntrl Subs	0	0	0	0	0	1	0	0	0	0	0	0	0	1
Murder	0	0	0	0	0	0	0	0	0	0	9	0	0	9
Neglect Of A Dependent	0	0	0	0	0	4	0	1	0	0	0	0	0	5
Neglect Of A Dependent W/ Serious Injury	0	0	2	0	0	0	0	0	0	0	0	0	0	2
Neglect Of Dependent Resulting In Death	1	0	0	0	0	0	0	0	0	0	0	0	0	1
Non-Support Of Dependent Child	0	0	0	0	0	1	0	0	0	0	0	0	0	1
Obstruction Of Justice	0	0	0	0	0	2	0	0	0	0	0	0	0	2
Omvwi - Cause Catastrophic Injury	0	0	0	1	0	0	0	0	0	0	0	0	0	1
Oper Veh - Intox - Prior Conviction	0	0	0	0	0	8	0	0	0	0	0	0	0	8
Oper Veh - Intox - Result - Death	0	0	0	2	0	0	0	0	0	0	0	0	0	2
Oper Veh - Intox - Result - Ser Body Inj	0	0	0	0	2	0	0	0	0	0	0	0	0	2
Oper Veh - Sch 1 Or 2 Control Substance	0	0	0	0	0	1	0	0	0	0	0	0	0	1
Operate Vehicle After Suspended For Life	0	0	0	0	4	0	0	0	1	0	0	0	0	5
Operating A Vehicle While Intoxicated: Endangering A Person Less Than 18yrs	0	0	0	0	0	2	0	0	0	0	0	0	0	2
Operating Veh W/Ace Of .15 Or More W/Pass Under 18/At Least 21	0	0	0	0	0	1	0	0	0	0	0	0	0	1
Operating Vehicle-Habit Traffic Violator	0	0	0	0	0	1	0	0	0	0	0	0	0	1
Possess Child Porn W/ Aggravating Factor Found In 35-42-4-4(E)(1)	0	0	0	0	1	0	0	0	0	0	0	0	0	1
Possession Of A Machine Gun Or Bomb	0	0	0	0	3	0	0	0	0	0	0	0	0	3
Possession Of Altered Firearm	0	0	0	0	1	0	0	0	0	0	0	0	0	1
Possession Of Child Pornography	0	0	0	0	4	0	0	0	0	0	0	0	0	4

Possession Of Cocaine Or Narcotic Drug	0	0	5	0	3	14	0	0	0	0	0	0	0	22
Possession Of Marijuana, Hash, Hash Oil	0	0	0	0	0	1	0	0	0	0	0	0	0	1
Possession Of Methamphetamine	0	0	5	10	23	56	0	0	0	0	0	0	0	94
Possession Of Syringes Or Needles	0	0	0	0	0	7	0	0	0	0	0	0	0	7
Rape	0	0	1	0	0	0	1	0	0	0	0	0	0	2
Reckless Homicide	0	0	0	0	2	0	0	0	0	0	0	0	0	2
Residential Entry	0	0	0	0	0	5	0	0	0	0	0	0	0	5
Resisting Law Enforcement	0	0	0	0	4	12	0	0	0	0	0	0	0	16
Robbery	0	0	0	0	4	0	0	0	0	0	0	0	0	4
Robbery (Armed Or Bodily Injury)	0	0	10	0	0	0	0	4	0	0	0	0	0	14
Robbery (Serious Bodily Injury)	0	2	0	0	0	0	1	0	0	0	0	0	0	3
Sex Batt By Threat Or Using Deadly Force	0	0	0	1	0	0	0	0	0	0	0	0	0	1
Sexual Battery	0	0	0	0	0	1	0	0	0	0	0	0	0	1
Sexual Misconduct With A Minor	0	0	0	1	1	0	0	0	0	0	0	0	0	2
Stalking	0	0	0	0	2	0	0	0	0	0	0	0	0	2
Stalking Where Def Violates Po Of Which Def Has Actual Notice	0	0	0	0	1	0	0	0	0	0	0	0	0	1
Theft Receiving Stolen Property	0	0	0	0	2	0	0	0	0	0	0	0	0	2
Theft Where Value Of Property Is Between \$750-\$50k	0	0	0	0	0	7	0	0	0	0	0	0	0	7
Theft, Def. Has A Prior Conviction For Either Theft Or Conversion	0	0	0	0	0	1	0	0	0	0	0	0	0	1
Theft,Receiving Stolen Property	0	0	0	0	0	18	0	0	0	0	0	0	0	18
Trafficking With An Inmate	0	0	0	0	1	0	0	0	0	0	0	0	0	1
Unlawful Carrying Of A Handgun	0	0	0	0	7	0	0	0	0	0	0	0	0	7
Unlawful Carrying Of A Handgun-Prior Conviction Under This Section	0	0	0	0	7	0	0	0	0	0	0	0	0	7
Unlawful Firearm Poss By Serious Felon	0	0	0	24	0	0	0	1	0	0	0	0	0	25
Voluntary Manslaughter	0	0	0	0	0	0	1	0	0	0	0	0	0	1
Unknown	0	0	0	0	0	0	0	0	0	0	0	0	18	18
Total	4	25	60	87	178	198	5	22	4	0	9	0	18	610

County of Commit

March 2025 County of Commit

Table 2: County of Commitment

County	DOC	Community Corrections	Jail DOC Contract	Jail Felony F6 Diversions	County Totals
Adams	119	44	0	16	179
Allen	1796	462	63	7	2328
Bartholomew	257	141	7	19	424
Benton	30	9	0	2	41
Blackford	71	38	0	3	112
Boone	166	103	0	15	284
Brown	46	15	10	4	75
Carroll	69	40	0	7	116
Cass	220	107	2	7	336
Clark	186	116	4	28	334
Clay	88	128	0	5	221
Clinton	158	73	0	24	255
Crawford	29	9	0	3	41
Daviess	80	141	0	6	227
Dearborn	265	58	2	11	336
Decatur	195	22	1	20	238
Dekalb	190	62	7	4	263
Delaware	389	184	12	4	589
Dubois	99	102	0	0	201
Elkhart	1246	398	26	7	1677
Fayette	132	97	3	3	235
Floyd	167	79	1	18	265
Fountain	48	35	1	0	84
Franklin	39	3	0	4	46
Fulton	67	30	0	10	107
Gibson	116	41	4	19	180
Grant	273	82	3	12	370
Greene	134	40	3	26	203
Hamilton	324	421	2	21	768
Hancock	114	87	0	15	216
Harrison	100	44	3	8	155
Hendricks	297	144	0	25	466
Henry	207	40	4	15	266
Howard	313	267	3	27	610
Huntington	320	64	2	8	394
Jackson	161	106	2	12	281
Jasper	96	43	1	3	143
Jay	192	7	0	16	215
Jefferson	299	273	3	19	594
Jennings	100	114	1	23	238
Johnson	397	226	12	14	649
Knox	172	106	2	7	287
Kosciusko	238	83	0	33	354
LaGrange	86	40	0	26	152
LaPorte	372	262	0	0	634
Lake	913	315	11	60	1299
Lawrence	211	69	8	5	293

Madison	1089	533	0	7	1629
Marion	4721	2931	91	12	7755
Marshall	257	89	0	13	359
Martin	27	39	0	0	66
Miami	76	31	4	0	111
Monroe	232	269	6	7	514
Montgomery	152	37	0	12	201
Morgan	193	34	3	56	286
Newton	54	5	0	3	62
Noble	215	60	2	13	290
Ohio	34	7	0	0	41
Orange	105	2	0	5	112
Owen	41	82	0	1	124
Parke	45	12	0	1	58
Perry	78	88	3	4	173
Pike	69	44	1	1	115
Porter	239	42	1	12	294
Posey	148	57	2	0	207
Pulaski	39	39	1	13	92
Putnam	77	29	1	4	111
Randolph	37	14	0	2	53
Ripley	130	22	0	14	166
Rush	51	32	1	3	87
Saint Joseph	956	212	7	66	1241
Scott	128	133	1	2	264
Shelby	238	113	0	3	354
Spencer	50	63	1	0	114
Starke	55	36	0	1	92
Steuben	141	64	2	4	211
Sullivan	82	22	1	6	111
Switzerland	65	15	2	3	85
Tippecanoe	841	378	2	7	1228
Tipton	8	85	0	0	93
Union	12	7	0	0	19
Vanderburgh	931	276	21	7	1235
Vermillion	64	27	1	5	97
Vigo	399	342	0	5	746
Wabash	232	71	2	6	311
Warren	32	5	1	22	60
Warrick	72	16	0	5	93
Washington	126	8	1	15	150
Wayne	400	20	4	20	444
Wells	147	18	3	1	169
White	62	40	2	2	106
Whitley	140	67	1	22	230
Unknown	53	0	0	0	53
Totals	24930	11886	371	1006	38193

Note:

Jail counts are from February 05, 2024

Population Trend

March 2025 Population Trend Summary

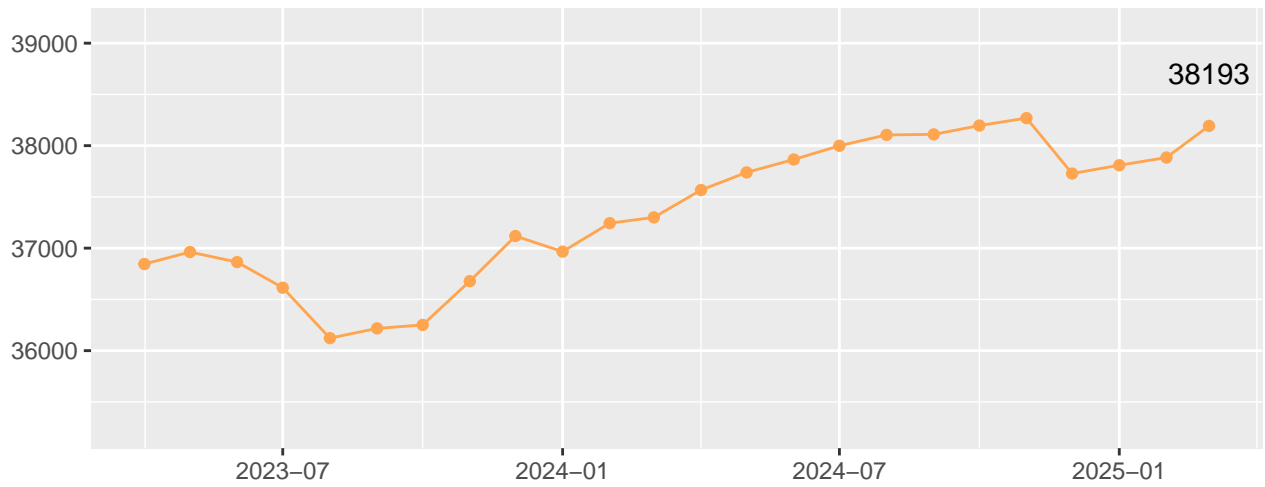
Table 3: Population Trend

Date	DOC Adult	Community Corrections	Jail DOC Contract	Jail Felony F6 Diversions	Total	IDOC Felony F6
04/01/2023	23034	11631	423	1757	36845	
05/01/2023	23151	11631	423	1757	36962	
06/01/2023	22830	11627	618	1789	36864	
07/01/2023	22503	11542	850	1719	36614	
08/01/2023	22401	11438	710	1573	36122	
09/01/2023	22381	11472	696	1668	36217	
10/01/2023	22454	11520	598	1679	36251	
11/01/2023	22768	11606	702	1602	36678	
12/01/2023	22936	11775	871	1536	37118	
01/01/2024	23136	11608	944	1278	36966	
02/01/2024	23374	11633	863	1374	37244	
03/01/2024	23620	11633	771	1276	37300	
04/01/2024	23787	11775	741	1264	37567	
05/01/2024	23854	11800	793	1292	37739	
06/01/2024	24026	11772	810	1257	37865	1507
07/01/2024	24147	11750	818	1284	37999	1527
08/01/2024	24276	11877	766	1186	38105	1574
09/01/2024	24178	11980	766	1186	38110	1546
10/01/2024	24179	12042	833	1142	38196	1533
11/01/2024	24373	11921	833	1142	38269	1603
12/01/2024	24271	11874	492	1091	37728	1576
01/01/2025	24519	11793	399	1098	37809	1638
02/01/2025	24716	11791	371	1006	37884	1666
03/01/2025	24930	11886	371	1006	38193	1681

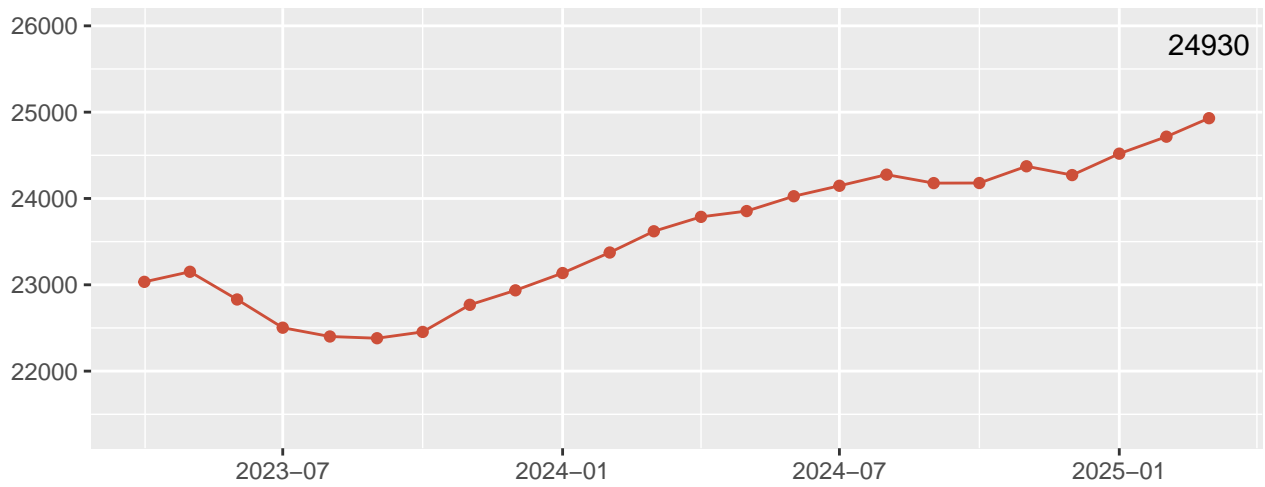
Note:

Jail counts are from February 05, 2024

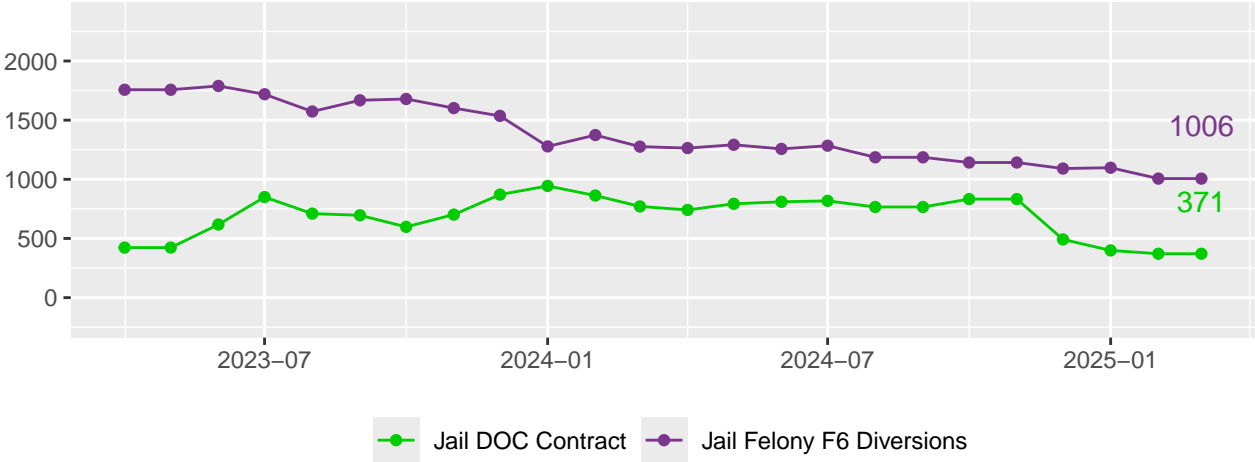
Graph 1: Population Trend, Total



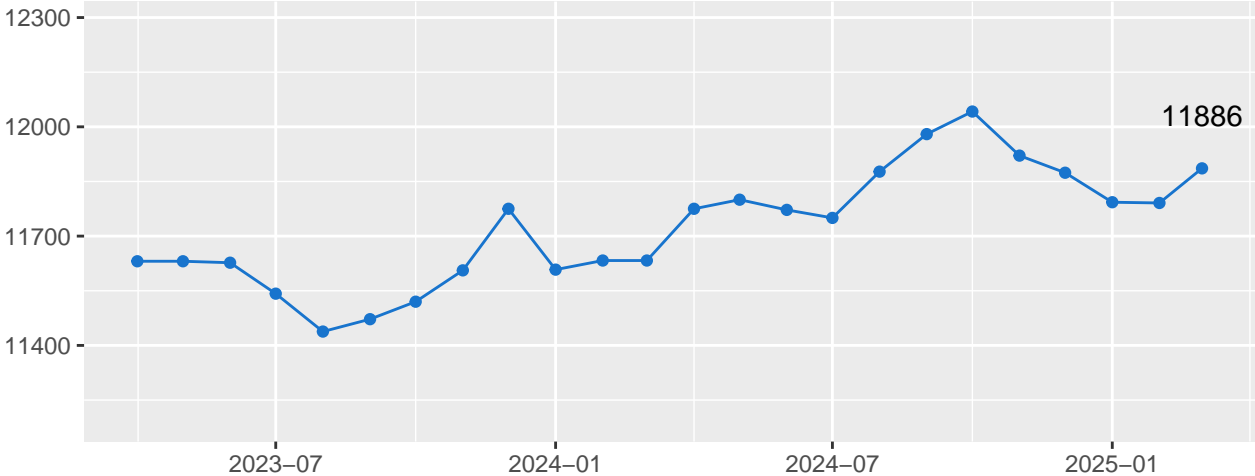
Graph 2: Population Trend, DOC Adult



Graph 3: Population Trend, Jail



Graph 4: Population Trend, Community Corrections



DOC Facility Population & Capacity

March 2025 Population & Capacity By Facility

Table 4: Inmates Housed and Bed Capacity by Facility

FACILITY	POPULATION	BEDS	CAPACITY %
Bartholomew County Re-Entry Center	1	0	Inf%
Branchville Correctional Facility	1511	1533	98.56%
Chain Olakes Correctional Facility	116	140	82.86%
Correctional Industrial Facility	1371	1475	92.95%
Edinburgh Correctional Facility	290	344	84.3%
Heritage Trail Correctional Facility	883	963	91.69%
Indiana State Prison	2414	2486	97.1%
Indiana Womens Prison	653	727	89.82%
Lake County Re-Entry Center	2	10	20%
Madison - Jefferson Co WR	96	102	94.12%
Madison Correctional Facility	733	848	86.44%
Miami Corr. Level 4 Facility	1839	3188	57.69%
New Castle Correctional Facility	3069	3249	94.46%
Pendleton Correctional Facility	1544	2021	76.4%
Plainfield Correctional Facility	1633	1691	96.57%
Putnamville Correctional Facility	2048	2211	92.63%
Reception Diagnostic Center	755	695	108.63%
Rockville Correctional Facility	1021	1253	81.48%
South Bend Community Re-Entry Center	153	201	76.12%
Wabash Valley Correctional Institution	2034	2216	91.79%
Westville Correctional Facility	2764	3014	91.71%
Total	24930	28367	87.88%

Note:

Operational Bed Capacity includes beds that are occupied, available, held, and down

Notes Page

- (1) Benton, Franklin, & Newton are not state established Community Corrections programs under IC 11-12. As of February 2022, the Community Corrections population reflects the number of active individuals by their county of commitment on the last Tuesday of the month. This population includes all pre & post convictions and excludes Community Transition Program (CTP) and Juveniles.
- (2) Community Corrections data for county of commitment as of 03/01/2025.
- (3) As of January 1, 2021, all Marion County Community Corrections Pretrial participants were transferred to Marion County Probation for supervision, resulting in a significant decrease in the total population. As of January 1, 2023 Pretrial participants were transferred back to Marion County Community Corrections for supervision, resulting in a significant increase in the total population.
- (4) As of January 2022, all Community Corrections data is self-reported and uniformly collected under the Supervised Release System (SRS). Community Corrections population may be supervised by other county agencies than their county of commitment. Community Corrections agencies may also administer or oversee additional types of services, treatments, or grant programs as part of the Community Corrections & Justice Reinvestment Grants (i.e., Probation, Pretrial Services, Court Recidivism Reduction Programs, Prosecutor's Diversion, and Jail Treatment programs) that are not reflected in this data as of 1/1/2020.
- (5) IDOC Felony F6 is the count of offenders whose most serious offense is a felony level F6 currently housed in an IDOC facility.

Graph 5: Adult Admission Trend: Old vs New Felony Levels

(Chart does not include Murder)

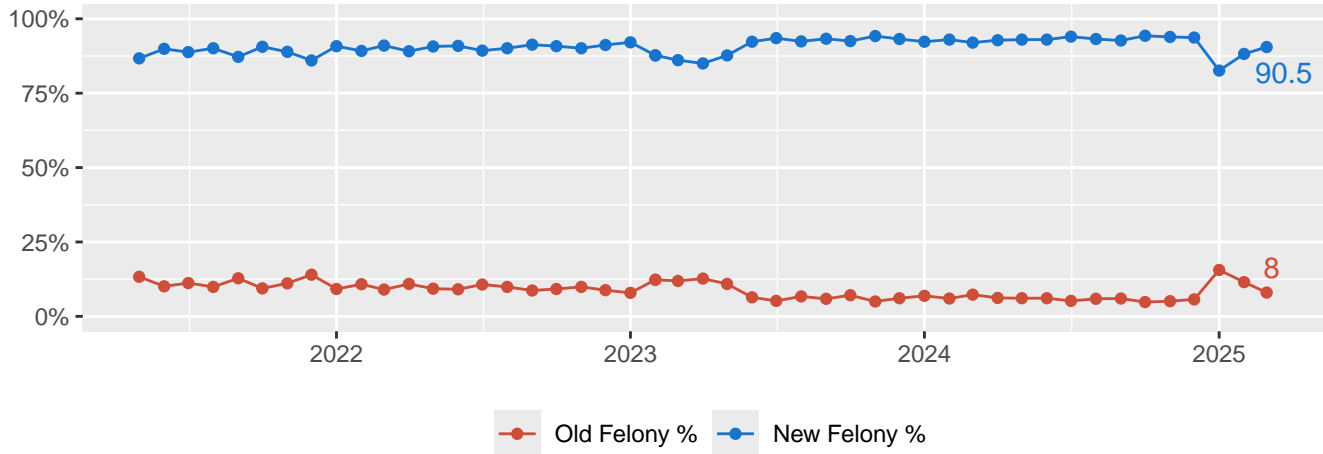


Table 5: Adult Admission Trend: Old vs New Felony Levels

Date	Old	New	Murder	Total	Old Felony %	New Felony %
January 2025	48	367	1	416	11.5%	88.2%
February 2025	49	552	9	610	8%	90.5%

Graph 6: Facility Population: New Felony Levels

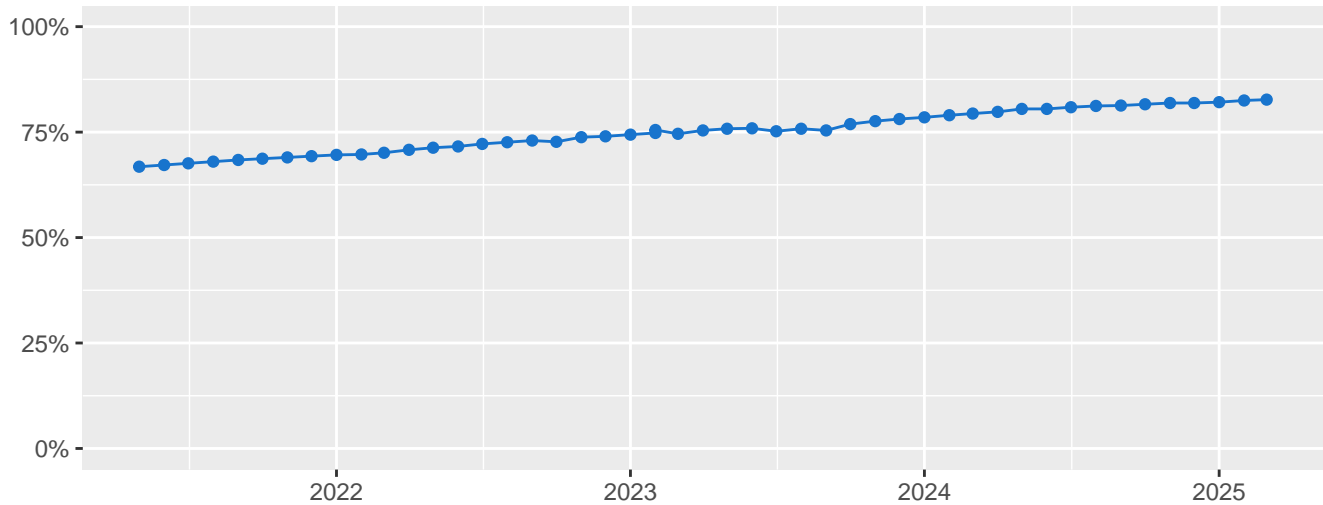
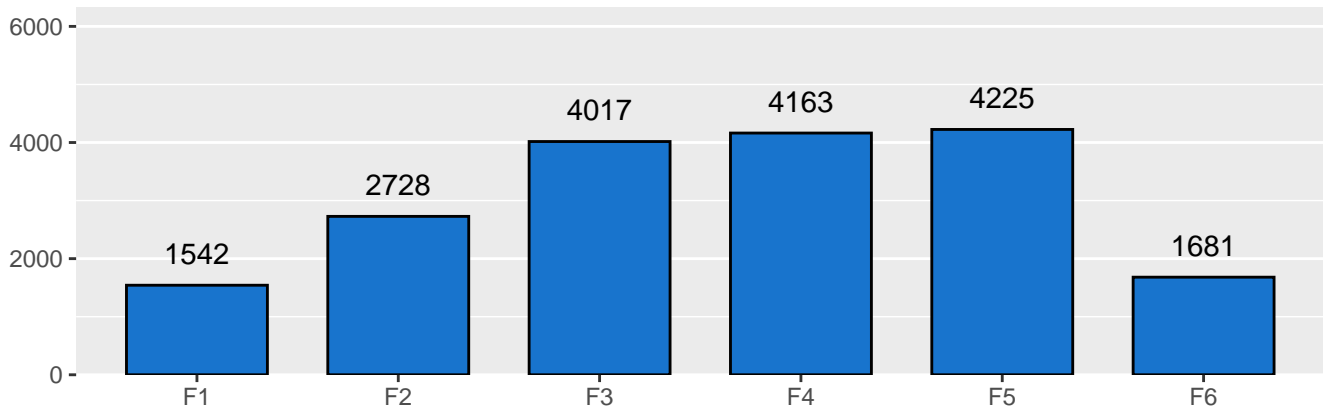


Table 6: Facility Population: New Felony Levels

Date	Old	New	Murder	Total	Old Felony %	New Felony %
January 2025	3858	18130	2728	24716	17.5%	82.5%
February 2025	3837	18356	2737	24930	17.3%	82.7%

Graph 7: Distribution of New Felony Levels by Most Serious Offense



Graph 8: Admission and Release Totals

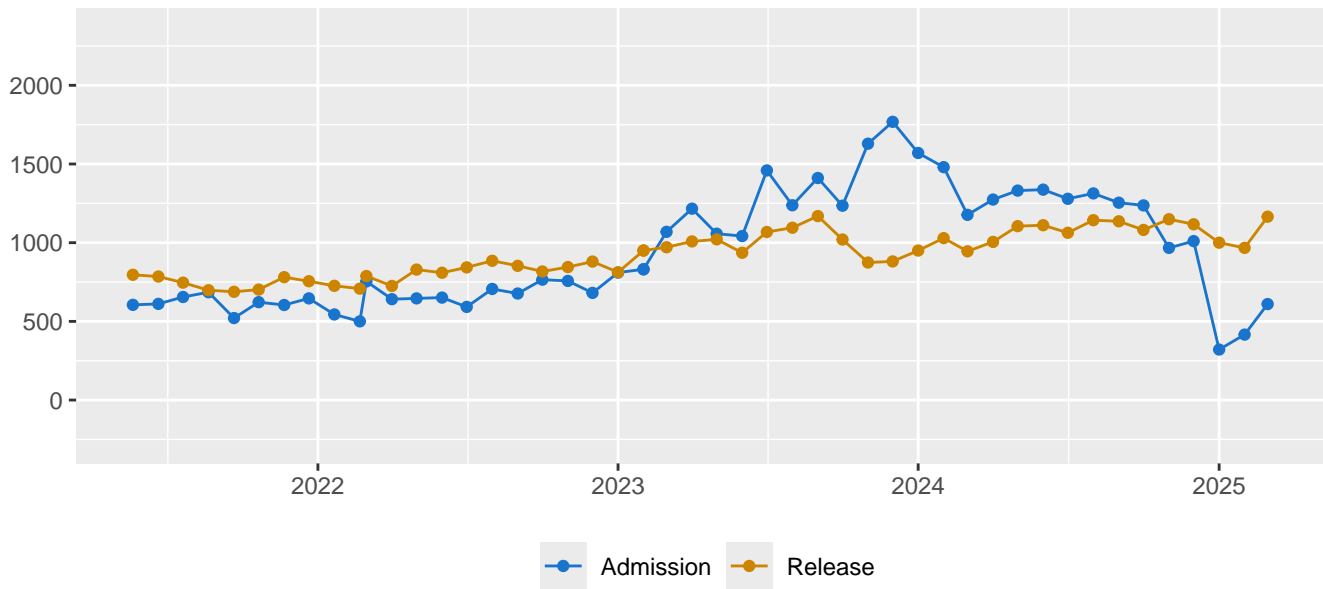


Table 7: Admission Totals

Date	New Commit	Technical	Other	Total Admissions
January 2025	172	113	131	416
February 2025	315	178	117	610

Table 8: Release Totals

Date	Parole	Probation	Discharge	CTP	Community Corrections	Other	Total Releases
January 2025	494	234	144	80	23	15	967
February 2025	625	251	186	91	41	12	1165

Graph 9: Facility Capacity by Security Level

