

Indiana Department of Correction
June 2025

Offender Population Report

Prepared for the Justice Reinvestment Advisory Council
and State Budget Committee

Lloyd Arnold, Commissioner



Contents

Admissions 2

County of Commit 9

Population Trend 11

DOC Facility Population & Capacity 14

Notes Page 15

Admissions

June 2025 Admissions by Most Serious Offense

Table 1: Monthly Admissions by Most Serious Offense

Most Serious Offense	F1	F2	F3	F4	F5	F6	FA	FB	FC	FD	M	MA	NA	Total
Aggravated Battery	0	0	20	0	0	0	0	2	0	0	0	0	0	22
Aiding Burglary	0	0	0	0	1	0	0	0	0	0	0	0	0	1
Aiding Child Molesting	0	0	0	1	0	0	0	0	0	0	0	0	0	1
Aiding Dealing In Methamphetamine	0	0	1	0	0	0	0	0	0	0	0	0	0	1
Aiding Manufacturing Methamphetamine	0	0	0	1	0	0	0	0	0	0	0	0	0	1
Aiding Theft Where Value Of Property Is Between \$750-\$50k	0	0	0	0	0	1	0	0	0	0	0	0	0	1
Armed Robbery-Taking Property By Force Or Threatening Use Of Force While Armed	0	0	5	0	0	0	0	0	0	0	0	0	0	5
Arson	0	0	0	2	0	0	0	1	0	0	0	0	0	3
Arson - Pecuniary Loss Gt \$250 Lt \$5,000	0	0	0	0	0	1	0	0	0	0	0	0	0	1
Assisting A Criminal	0	0	0	0	1	0	0	0	0	0	0	0	0	1
Attempted Arson	0	0	0	1	0	0	0	0	0	0	0	0	0	1
Attempted Auto Theft, Receiving Stolen Auto Parts	0	0	0	0	1	0	0	0	0	0	0	0	0	1
Attempted Dealing A Sched I, Ii, Iii Control Subst	0	0	0	0	0	1	0	0	0	0	0	0	0	1
Attempted Kidnapping	0	1	0	0	0	0	0	0	0	0	0	0	0	1
Attempted Murder	2	0	0	0	0	0	0	0	0	0	0	0	0	2
Attempted Rape	0	0	0	0	0	0	0	1	0	0	0	0	0	1
Attempted Residential Entry	0	0	0	0	0	1	0	0	0	0	0	0	0	1
Attempted Robbery (Armed Or Bodily Injury)	0	0	3	0	0	0	0	0	0	0	0	0	0	3
Attempted Robbery (Serious Bodily Injury)	0	2	0	0	0	0	0	0	0	0	0	0	0	2
Attempted Theft-Use When Property Stolen Is A Firearm	0	0	0	0	1	0	0	0	0	0	0	0	0	1
Auto Theft, Receiving Stolen Auto Parts	0	0	0	0	4	0	0	0	0	0	0	0	0	4
Auto Theft, Same 8265, Prior Conviction For Either Theft Of An Auto Or Auto Parts	0	0	0	0	2	0	0	0	0	0	0	0	0	2
Auto Theft-Same 7054, But Defendant Has A Prior For Either Theft Of An Auto	0	0	0	0	3	0	0	0	0	0	0	0	0	3
Auto Theft-Theft Of An Entire Motor Vehicle	0	0	0	0	0	7	0	0	0	0	0	0	0	7
Battery	0	0	0	1	12	8	0	0	0	0	0	0	0	21
Battery Against A Public Safety Official	0	0	0	0	3	0	0	0	0	0	0	0	0	3

Battery By Means Of A Deadly Weapon	0	0	0	0	5	0	0	0	0	0	0	0	0	5
Battery On A Person Less Than 14yo	0	0	0	0	1	0	0	0	0	0	0	0	0	1
Battery On A Public Safety Official	0	0	0	0	0	3	0	0	0	0	0	0	0	3
Battery Resulting In Serious Bodily Injury	0	0	0	0	3	0	0	0	0	0	0	0	0	3
Battery W/Bodily Injury To A Public Safety Officer	0	0	0	0	4	0	0	0	0	0	0	0	0	4
Burglary	1	1	1	21	29	0	1	9	1	0	0	0	0	64
Carrying A Handgun W/O License, Def Has A Prior Conviction For Carrying C/O License.	0	0	0	0	7	0	0	0	0	0	0	0	0	7
Child Exploitation	0	0	0	2	1	1	0	0	0	0	0	0	0	4
Child Molesting	16	0	3	14	0	0	10	4	5	0	0	0	0	52
Child Seduction	0	0	0	0	0	0	0	0	1	0	0	0	0	1
Child Solicitation	0	0	0	2	4	0	0	0	0	0	0	0	0	6
Conspiracy	0	0	0	0	0	0	0	1	0	0	0	0	0	1
Conspiracy Armed Robbery-Taking Property By Force Or Threatening Use Of Force While Armed	0	0	1	0	0	0	0	0	0	0	0	0	0	1
Conspiracy Child Exploitation	0	0	0	0	1	0	0	0	0	0	0	0	0	1
Conspiracy Kidnapping	0	0	0	0	0	0	1	0	0	0	0	0	0	1
Conspiracy Murder	1	0	0	0	0	0	0	0	0	0	0	0	0	1
Conspiracy Robbery (Armed Or Bodily Injury)	0	0	1	0	0	0	0	1	0	0	0	0	0	2
Conspiracy Robbery (Serious Bodily Injury)	0	0	0	0	0	0	1	0	0	0	0	0	0	1
Conspiracy Trafficking With An Inmate	0	0	0	0	1	0	0	0	0	0	0	0	0	1
Contributing To The Delinquency Of Minor	0	0	0	0	1	0	0	0	0	0	0	0	0	1
Corrupt Business Influence	0	0	0	0	1	0	0	0	1	0	0	0	0	2
Criminal Confinement	0	0	1	0	10	3	0	0	0	0	0	0	0	14
Criminal Confinement Where A Vehicle Is Used	0	0	0	0	1	0	0	0	0	0	0	0	0	1
Criminal Confinement While Armed With A Deadly Weapon	0	0	2	0	0	0	0	0	0	0	0	0	0	2
Criminal Deviate Conduct	0	0	0	0	0	0	1	0	0	0	0	0	0	1
Criminal Recklessness	0	0	0	0	1	0	0	0	0	0	0	0	0	1
Criminal Recklessness Committed With A Deadly Weapon	0	0	0	0	0	5	0	0	0	0	0	0	0	5
Criminal Recklessness, Def. Shoots Firearm Into A Building.	0	0	0	0	2	0	0	0	0	0	0	0	0	2
Criminal Trespass	0	0	0	0	0	1	0	0	0	0	0	0	0	1
Danger Poss Firearm Child Prev Conv/Adj	0	0	0	0	1	0	0	0	0	0	0	0	0	1

Deal Controlled Substance Result	3	0	1	0	0	0	0	0	0	0	0	0	0	4
Death														
Dealing A Sched I, Ii, Iii Control	0	5	7	1	1	0	0	0	0	0	0	0	0	14
Subst														
Dealing In Cocaine Or Narcotic	0	7	9	7	5	0	2	2	0	0	0	0	0	32
Drug														
Dealing In Marijuana, Hash Oil,	0	0	0	0	1	0	0	0	0	0	0	0	0	1
Hashish														
Dealing In Methamphetamine	0	26	18	11	3	0	1	1	0	0	0	0	0	60
Def, W/Intent To Defraud,	0	0	0	0	0	2	0	0	0	0	0	0	0	2
Makes/Utters Written Instrument														
That Purports To Have														
Disarming A Law Enforcement	0	0	0	0	1	0	0	0	0	0	0	0	0	1
Officer														
Dissemination Of Matter Harmful	0	0	0	0	0	1	0	0	0	0	0	0	0	1
To Minor														
Domestic Battery	0	0	0	0	0	4	0	0	0	0	0	0	0	4
Domestic Battery By Means Of A	0	0	0	0	6	0	0	0	0	0	0	0	0	6
Deadly Weapon														
Domestic Battery Committed In	0	0	0	0	0	10	0	0	0	0	0	0	0	10
The Presence Of A Child Less														
Than 16														
Domestic Battery In Violation Of	0	0	0	0	0	1	0	0	0	0	0	0	0	1
A No Contact Order														
Domestic Battery Resulting In	0	0	0	0	0	3	0	0	0	0	0	0	0	3
Moderate Bodily Injury														
Domestic Battery Resulting In Sbi	0	0	0	0	4	0	0	0	0	0	0	0	0	4
Domestic Battery Resulting In	0	0	0	0	3	0	0	0	0	0	0	0	0	3
Serious Bodily Injury														
Domestic Battery W/Bodily Injury	0	0	0	0	1	0	0	0	0	0	0	0	0	1
Person Under 14														
Domestic Battery With Injury To	0	0	0	0	1	0	0	0	0	0	0	0	0	1
A Pregnant Woman.														
Domestic Battery With Prev	0	0	0	0	6	0	0	0	0	0	0	0	0	6
Battery Conv														
Domestic Battery-Def Has Been	0	0	0	0	13	0	0	0	0	0	0	0	0	13
Previously Convicted Of Battery														
Or Strangulation														
Domestic Battery-Def. Has A Prior	0	0	0	0	0	2	0	0	0	0	0	0	0	2
Conviction For Any Sort Of														
Battery Or Strangulation														
Escape	0	0	0	0	3	2	0	0	0	0	0	0	0	5
Escape-Def Violates Home	0	0	0	0	0	4	0	0	0	0	0	0	0	4
Detention Or Removes An														
Electronic Device														
Failure Of Sex Offender To Possess	0	0	0	0	0	1	0	0	0	0	0	0	0	1
Id														
Failure To Register As A Sex	0	0	0	0	16	5	0	0	0	0	0	0	0	21
Offender														

Failure To Remain At The Scene Of An Accident Resulting In Death	0	0	0	3	0	0	0	0	0	0	0	0	0	3
Failure To Return Lawful Det/Escape	0	0	0	0	0	0	0	0	0	1	0	0	0	1
Failure To Return To Lawful Detention	0	0	0	0	0	4	0	0	0	0	0	0	0	4
Forgery	0	0	0	0	0	2	0	0	0	0	0	0	0	2
Forgery,Counterfeiting,Application Fraud	0	0	0	0	0	3	0	0	1	0	0	0	0	4
Fraud	0	0	0	0	1	1	0	0	0	0	0	0	0	2
Handgun Violation (Felony Within 15 Yrs)	0	0	0	0	5	0	0	0	0	0	0	0	0	5
Human Sexual Trafficking	0	0	0	0	0	0	0	1	0	0	0	0	0	1
Identity Deception	0	0	0	0	0	4	0	0	0	0	0	0	0	4
Institutional Criminal Mischief	0	0	0	0	0	1	0	0	0	0	0	0	0	1
Intimidation	0	0	0	0	18	13	0	0	0	0	0	0	0	31
Invasion Of Privacy	0	0	0	0	0	5	0	0	0	0	0	0	0	5
Kidnapping	0	0	4	0	0	0	0	0	0	0	0	0	0	4
Killing A Domestic Animal	0	0	0	0	0	1	0	0	0	0	0	0	0	1
Leaving Accident Scene - Ser Bodily Inj	0	0	0	1	0	0	0	0	0	0	0	0	0	1
Maintaining Common Nuisance - Cntrl Subs	0	0	0	0	0	1	0	0	0	0	0	0	0	1
Murder	5	0	0	0	0	0	0	0	0	0	10	0	0	15
Neglect Of A Dependent	0	0	0	0	1	6	0	0	0	0	0	0	0	7
Neglect Of A Dependent Resulting In Bodily Injury	0	0	0	0	3	0	0	0	0	0	0	0	0	3
Neglect Of A Dependent W/ Serious Injury	0	0	4	0	0	0	0	0	0	0	0	0	0	4
Neglect Of Dependent Resulting In Death	4	0	0	0	0	0	0	0	0	0	0	0	0	4
Non Support Dep Child - Prev Conviction	0	0	0	0	1	0	0	0	0	0	0	0	0	1
Obstruction Of Justice	0	0	0	0	1	1	0	0	0	0	0	0	0	2
Omvwi - Cause Catastrophic Injury	0	0	0	1	0	0	0	0	0	0	0	0	0	1
Oper Veh - Intox - Prior Conviction	0	0	0	0	1	0	0	0	0	0	0	0	0	1
Oper Veh - Intox - Result - Death	0	0	0	4	0	0	0	0	0	0	0	0	0	4
Oper Veh - Intox - Result - Ser Body Inj	0	0	0	0	2	0	0	0	0	0	0	0	0	2
Oper Veh - Sch 1 Or 2 Control Substance	0	0	0	0	0	1	0	0	0	0	0	0	0	1
Oper Veh - Ser Bodily Injury W/Schd I,Ii	0	0	0	0	1	0	0	0	0	0	0	0	0	1
Oper Veh .08 Or More - Prior Conviction	0	0	0	0	0	4	0	0	0	0	0	0	0	4
Oper Veh Intox-Prior W/I 7y	0	0	0	0	0	10	0	0	0	0	0	0	0	10
Oper Vehicle - Intox - Prev Conviction	0	0	0	0	0	3	0	0	0	0	0	0	0	3

Oper Vehicle While Intox-Prev Conviction	0	0	0	0	0	0	0	0	0	1	0	0	0	1
Operate Vehicle After Suspended For Life	0	0	0	0	7	0	0	0	0	0	0	0	0	7
Operating A Vehicle While Intoxicated: Endangering A Person Less Than 18yrs	0	0	0	0	0	3	0	0	0	0	0	0	0	3
Operating Veh W/Ace Of .15 Or More W/Pass Under 18/At Least 21	0	0	0	0	0	1	0	0	0	0	0	0	0	1
Operating Vehicle-Habit Traffic Violator	0	0	0	0	0	6	0	0	0	0	0	0	0	6
Organized Retail Theft-Exercises Unauth. Control Over Property	0	0	0	0	0	1	0	0	0	0	0	0	0	1
Owi- Death/Injury - W/ Ctrl Sub Schd 1,2	0	0	0	3	0	0	0	0	0	0	0	0	0	3
Perform Sex Conduct In Presence Of Minor	0	0	0	0	0	1	0	0	0	0	0	0	0	1
Pointing A Firearm	0	0	0	0	0	1	0	0	0	0	0	0	0	1
Possess Child Porn W/ Aggravating Factor Found In 35-42-4-4(E)(1)	0	0	0	0	2	0	0	0	0	0	0	0	0	2
Possession Of A Destructive Device	0	0	0	0	1	0	0	0	0	0	0	0	0	1
Possession Of A Machine Gun Or Bomb	0	0	0	0	1	0	0	0	0	0	0	0	0	1
Possession Of A Syringe	0	0	0	0	0	2	0	0	0	0	0	0	0	2
Possession Of Altered Firearm	0	0	0	0	1	0	0	0	0	0	0	0	0	1
Possession Of Anabolic Steroid	0	0	0	0	0	1	0	0	0	0	0	0	0	1
Possession Of Child Pornography	0	0	0	0	5	0	0	0	0	0	0	0	0	5
Possession Of Cocaine Or Narcotic Drug	0	0	3	8	9	33	0	0	0	0	0	0	0	53
Possession Of Controlled Substance	0	0	0	0	0	1	0	0	0	0	0	0	0	1
Possession Of Marijuana, Hash, Hash Oil	0	0	0	0	0	1	0	0	0	0	0	0	0	1
Possession Of Methamphetamine	0	0	16	24	28	88	0	1	0	0	0	0	0	157
Possession Of Syringes Or Needles	0	0	0	0	0	9	0	0	0	0	0	0	0	9
Possession Or Use Of Legend Drug	0	0	0	0	0	6	0	0	0	0	0	0	0	6
Rape	2	0	10	0	0	0	3	2	0	0	0	0	0	17
Reckless Homicide	0	0	0	0	5	0	0	0	0	0	0	0	0	5
Residential Entry	0	0	0	0	0	13	0	0	0	0	0	0	0	13
Resisting Law Enforcement	0	0	2	0	7	11	0	0	0	0	0	0	0	20
Resisting Law Enforcement W/Veh	0	0	0	0	0	2	0	0	0	0	0	0	0	2
Resisting Law Enforcement-Def Uses A Vehicle	0	0	0	0	0	10	0	0	0	0	0	0	0	10
Robbery	0	0	0	0	12	0	0	0	0	0	0	0	0	12
Robbery (Armed Or Bodily Injury)	0	0	24	0	0	0	0	5	0	0	0	0	0	29
Robbery (Serious Bodily Injury)	0	3	0	0	0	0	2	0	0	0	0	0	0	5
Robbery Taking Prop By Force	0	0	1	0	0	0	0	0	0	0	0	0	0	1

Sexual Battery	0	0	0	0	0	3	0	0	0	0	0	0	0	3
Sexual Misconduct With A Minor	0	0	0	7	4	0	0	2	1	0	0	0	0	14
Stalking	0	0	0	1	4	2	0	0	0	0	0	0	0	7
Strangulation	0	0	0	0	2	5	0	0	0	0	0	0	0	7
Theft Receiving Stolen Property	0	0	0	0	1	0	0	0	0	0	0	0	0	1
Theft Where Value Of Property Is Between \$750-\$50k	0	0	0	0	0	8	0	0	0	0	0	0	0	8
Theft, Def. Has A Prior Conviction For Either Theft Or Conversion	0	0	0	0	0	10	0	0	0	0	0	0	0	10
Theft, Value Of Property > \$50k	0	0	0	0	1	0	0	0	0	0	0	0	0	1
Theft,Receiving Stolen Property	0	0	0	0	0	18	0	0	0	0	0	0	0	18
Theft; Prior Conviction For Robbery Or Burglary	0	0	0	0	0	1	0	0	0	0	0	0	0	1
Trafficking With An Inmate	0	0	0	0	1	1	0	0	0	0	0	0	0	2
Unlawful Carrying Of A Handgun	0	0	0	0	6	0	0	0	0	0	0	0	0	6
Unlawful Carrying Of A Handgun-Prior Conviction Under This Section	0	0	0	0	11	0	0	0	0	0	0	0	0	11
Unlawful Entry By A Serious Sex Offender	0	0	0	0	0	1	0	0	0	0	0	0	0	1
Unlawful Firearm Poss By Serious Felon	0	0	0	50	1	0	0	2	0	0	0	0	0	53
Unlawful Poss Of Firearm By A Dangerous Person W/Prior Convic.	0	0	0	0	1	0	0	0	0	0	0	0	0	1
Violate Condition Lifetime Parole W/Minr	0	0	0	0	1	1	0	0	0	0	0	0	0	2
Voluntary Manslaughter	0	10	0	0	0	0	1	2	0	0	0	0	0	13
Unknown	0	0	0	0	0	0	0	0	0	0	0	0	123	123
Total	34	55	137	166	310	367	23	37	10	2	10	0	123	1274

County of Commit

June 2025 County of Commit

Table 2: County of Commitment

County	DOC	Community Corrections	Jail DOC Contract	Jail Felony F6 Diversions	County Totals
Adams	119	56	1	30	206
Allen	1878	491	92	12	2473
Bartholomew	245	166	6	15	432
Benton	28	7	3	1	39
Blackford	71	55	4	2	132
Boone	173	97	8	11	289
Brown	44	13	17	4	78
Carroll	74	49	1	4	128
Cass	215	105	6	9	335
Clark	190	126	15	31	362
Clay	91	136	4	7	238
Clinton	154	73	2	27	256
Crawford	36	6	1	1	44
Daviess	80	161	2	12	255
Dearborn	262	73	14	10	359
Decatur	193	19	15	21	248
Dekalb	196	55	10	11	272
Delaware	397	174	23	7	601
Dubois	104	114	2	5	225
Elkhart	1288	400	63	0	1751
Fayette	134	98	10	2	244
Floyd	176	90	2	8	276
Fountain	48	34	6	1	89
Franklin	41	1	3	5	50
Fulton	68	34	3	5	110
Gibson	120	48	7	11	186
Grant	280	89	12	20	401
Greene	136	47	5	28	216
Hamilton	337	431	20	30	818
Hancock	118	85	11	11	225
Harrison	100	49	8	8	165
Hendricks	315	148	11	8	482
Henry	216	49	6	9	280
Howard	314	255	12	42	623
Huntington	321	76	9	6	412
Jackson	160	107	8	17	292
Jasper	94	44	2	2	142
Jay	189	7	5	11	212
Jefferson	293	257	27	14	591
Jennings	92	103	5	30	230
Johnson	408	258	25	10	701
Knox	172	107	14	2	295
Kosciusko	227	77	9	47	360
LaGrange	88	42	1	25	156
LaPorte	368	273	8	0	649
Lake	901	303	29	42	1275
Lawrence	199	59	13	4	275

Madison	1148	539	39	9	1735
Marion	4779	2889	114	9	7791
Marshall	251	90	11	0	352
Martin	19	35	1	0	55
Miami	75	34	6	0	115
Monroe	234	245	9	8	496
Montgomery	145	38	6	9	198
Morgan	201	36	9	42	288
Newton	49	5	3	1	58
Noble	227	57	13	16	313
Ohio	29	9	1	0	39
Orange	96	6	5	2	109
Owen	46	76	5	3	130
Parke	50	10	10	1	71
Perry	78	101	2	3	184
Pike	74	30	0	6	110
Porter	235	40	4	11	290
Posey	143	74	7	0	224
Pulaski	41	35	3	15	94
Putnam	84	37	15	0	136
Randolph	37	13	1	2	53
Ripley	122	22	10	8	162
Rush	50	22	7	9	88
Saint Joseph	960	184	36	72	1252
Scott	126	143	8	5	282
Shelby	246	99	16	3	364
Spencer	49	71	3	0	123
Starke	54	41	0	11	106
Steuben	135	56	8	6	205
Sullivan	94	17	18	5	134
Switzerland	62	15	4	2	83
Tippecanoe	862	403	32	37	1334
Tipton	8	79	7	0	94
Union	13	7	1	2	23
Vanderburgh	962	267	51	7	1287
Vermillion	66	31	7	5	109
Vigo	408	346	11	6	771
Wabash	234	66	18	0	318
Warren	38	11	8	0	57
Warrick	76	11	6	14	107
Washington	146	5	9	7	167
Wayne	408	19	10	41	478
Wells	144	16	14	3	177
White	58	54	0	1	113
Whitley	140	83	3	31	257
Unknown	50	0	0	0	50
Totals	25305	12014	1111	1030	39460

Note:

Jail counts are from May 28, 2025

Population Trend

June 2025 Population Trend Summary

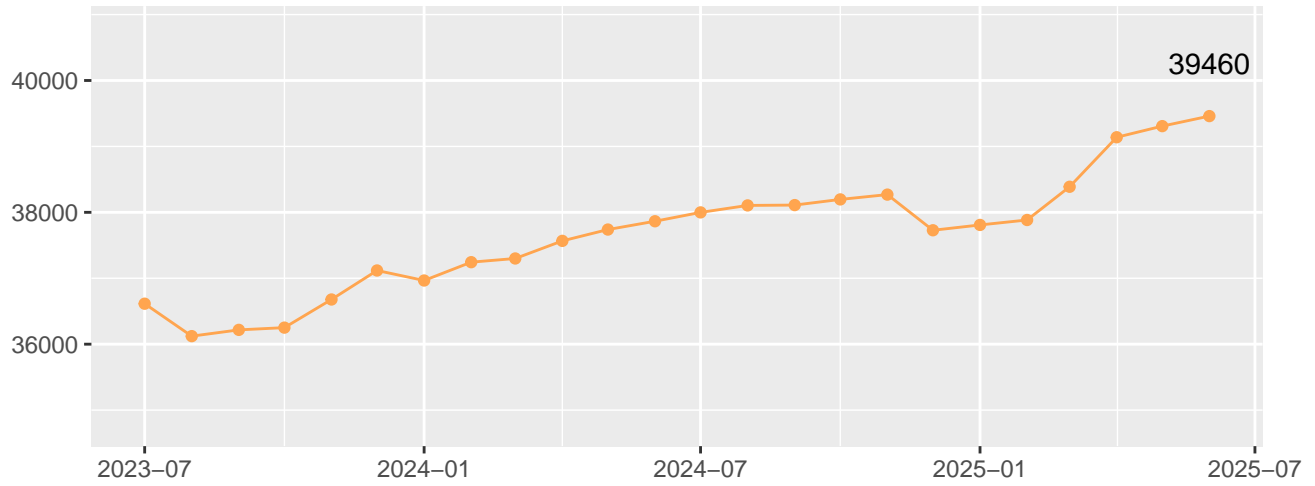
Table 3: Population Trend

Date	DOC Adult	Community Corrections	Jail DOC Contract	Jail Felony F6 Diversions	Total	IDOC Felony F6
07/01/2023	22503	11542	850	1719	36614	
08/01/2023	22401	11438	710	1573	36122	
09/01/2023	22381	11472	696	1668	36217	
10/01/2023	22454	11520	598	1679	36251	
11/01/2023	22768	11606	702	1602	36678	
12/01/2023	22936	11775	871	1536	37118	
01/01/2024	23136	11608	944	1278	36966	
02/01/2024	23374	11633	863	1374	37244	
03/01/2024	23620	11633	771	1276	37300	
04/01/2024	23787	11775	741	1264	37567	
05/01/2024	23854	11800	793	1292	37739	
06/01/2024	24026	11772	810	1257	37865	1507
07/01/2024	24147	11750	818	1284	37999	1527
08/01/2024	24276	11877	766	1186	38105	1574
09/01/2024	24178	11980	766	1186	38110	1546
10/01/2024	24179	12042	833	1142	38196	1533
11/01/2024	24373	11921	833	1142	38269	1603
12/01/2024	24271	11874	492	1091	37728	1576
01/01/2025	24519	11793	399	1098	37809	1638
02/01/2025	24716	11791	371	1006	37884	1666
03/01/2025	24930	11886	560	1012	38388	1681
04/01/2025	25239	11958	920	1022	39139	1782
05/01/2025	25175	12041	1104	988	39308	1803
06/01/2025	25305	12014	1111	1030	39460	1805

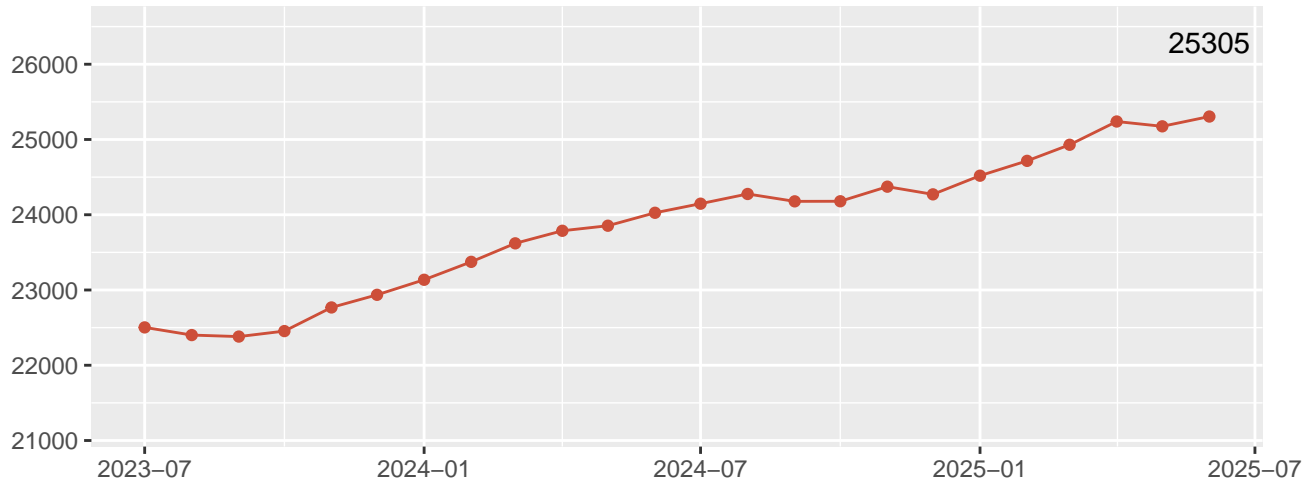
Note:

Jail counts are from May 28, 2025

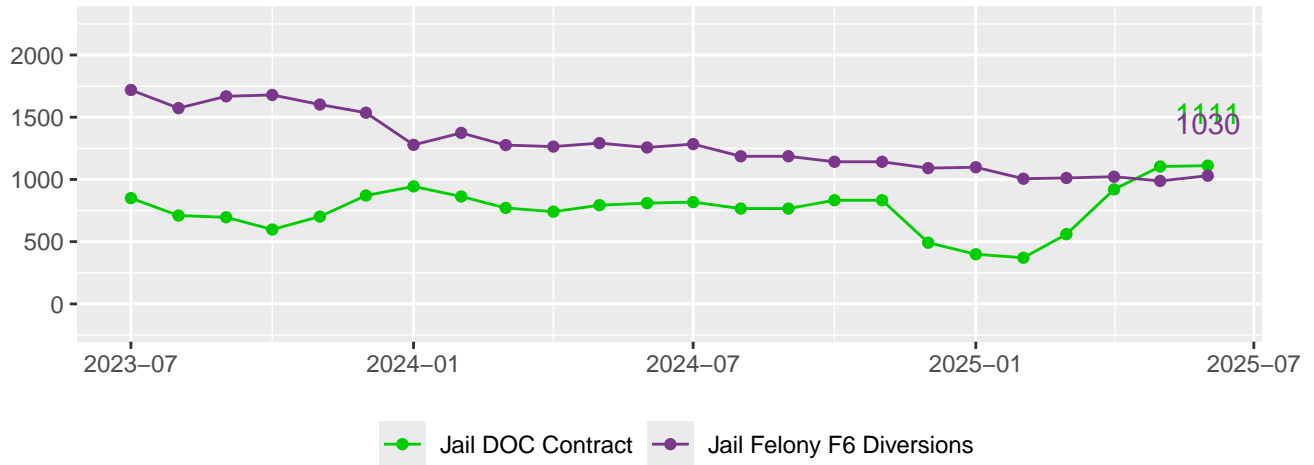
Graph 1: Population Trend, Total



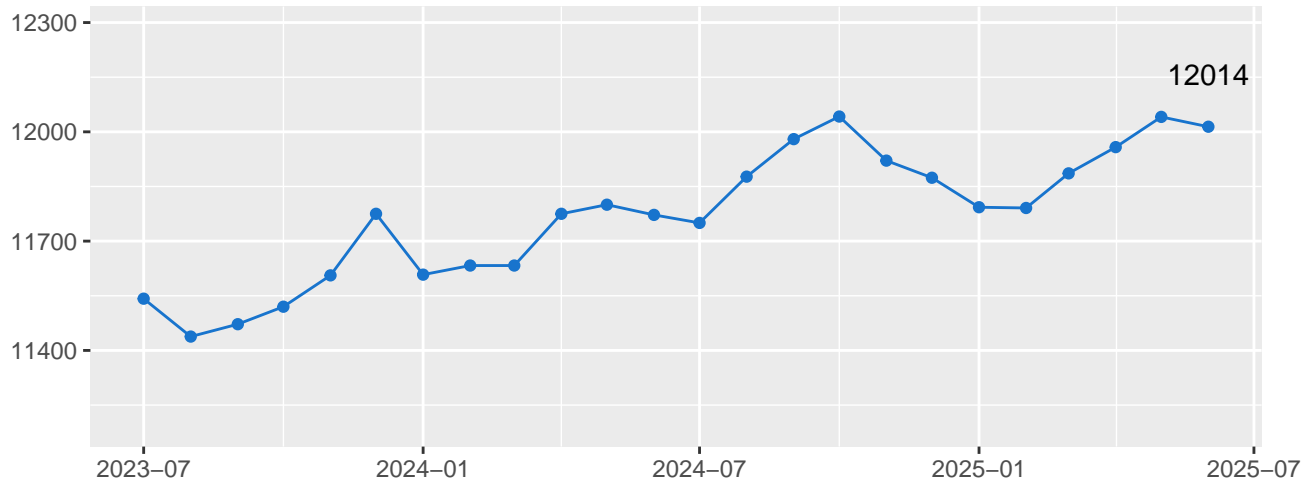
Graph 2: Population Trend, DOC Adult



Graph 3: Population Trend, Jail



Graph 4: Population Trend, Community Corrections



DOC Facility Population & Capacity

June 2025 Population & Capacity By Facility

Table 4: Inmates Housed and Bed Capacity by Facility

FACILITY	POPULATION	BEDS	CAPACITY %
Bartholomew County Re-Entry Center	1	0	Inf%
Branchville Correctional Facility	1542	1533	100.59%
Chain Olakes Correctional Facility	128	140	91.43%
Correctional Industrial Facility	1464	1475	99.25%
Edinburgh Correctional Facility	312	344	90.7%
Heritage Trail Correctional Facility	867	963	90.03%
Indiana State Prison	2433	2486	97.87%
Indiana Womens Prison	584	727	80.33%
Madison - Jefferson Co WR	93	102	91.18%
Madison Correctional Facility	791	848	93.28%
Miami Corr. Level 4 Facility	1857	1862	99.73%
New Castle Correctional Facility	3030	3249	93.26%
Pendleton Correctional Facility	1647	1801	91.45%
Plainfield Correctional Facility	1584	1692	93.62%
Putnamville Correctional Facility	2077	2211	93.94%
Reception Diagnostic Center	684	695	98.42%
Rockville Correctional Facility	1090	1253	86.99%
South Bend Community Re-Entry Center	174	201	86.57%
Wabash Valley Correctional Institution	2109	2216	95.17%
Westville Correctional Facility	2838	3014	94.16%
Total	25305	26812	94.38%

Note:

Operational Bed Capacity includes beds that are occupied, available, held, and down

Notes Page

- (1) Benton, Franklin, & Newton are not state established Community Corrections programs under IC 11-12. As of February 2022, the Community Corrections population reflects the number of active individuals by their county of commitment on the last Tuesday of the month. This population includes all pre & post convictions and excludes Community Transition Program (CTP) and Juveniles.
- (2) Community Corrections data for county of commitment as of 06/01/2025.
- (3) As of January 1, 2021, all Marion County Community Corrections Pretrial participants were transferred to Marion County Probation for supervision, resulting in a significant decrease in the total population. As of January 1, 2023 Pretrial participants were transferred back to Marion County Community Corrections for supervision, resulting in a significant increase in the total population.
- (4) As of January 2022, all Community Corrections data is self-reported and uniformly collected under the Supervised Release System (SRS). Community Corrections population may be supervised by other county agencies than their county of commitment. Community Corrections agencies may also administer or oversee additional types of services, treatments, or grant programs as part of the Community Corrections & Justice Reinvestment Grants (i.e., Probation, Pretrial Services, Court Recidivism Reduction Programs, Prosecutor's Diversion, and Jail Treatment programs) that are not reflected in this data as of 1/1/2020.
- (5) IDOC Felony F6 is the count of offenders whose most serious offense is a felony level F6 currently housed in an IDOC facility.
- (6) Jail DOC Contract count includes INCite numbers starting April 2025.
- (7) Due to a change in process to account for back dated admissions from the courts, there is an apparent increase in admissions starting in June 2025.

Graph 5: Adult Admission Trend: Old vs New Felony Levels

(Chart does not include Murder)

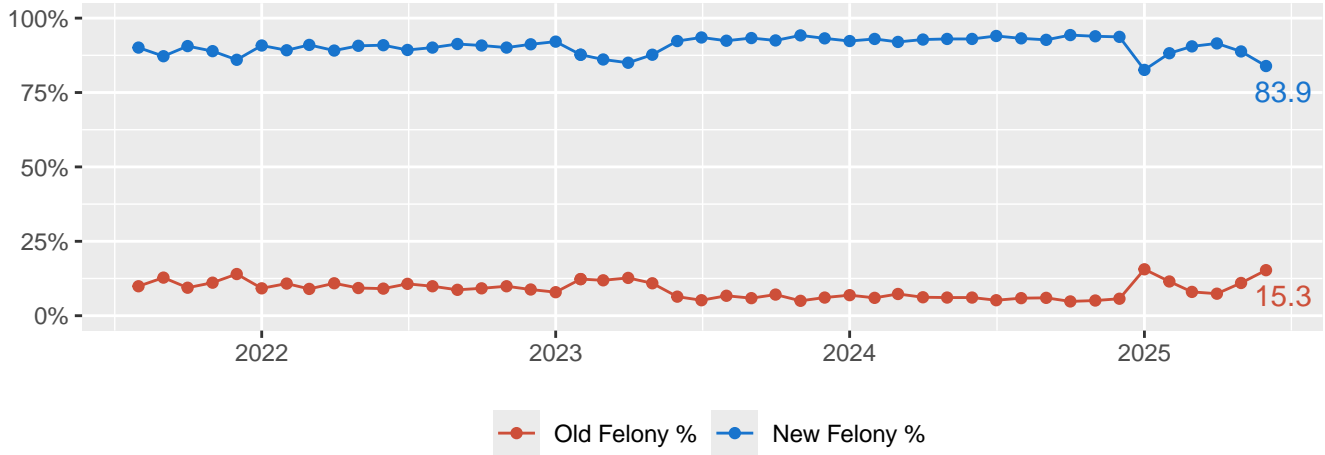


Table 5: Adult Admission Trend: Old vs New Felony Levels

Date	Old	New	Murder	Total	Old Felony %	New Felony %
April 2025	62	501	1	564	11%	88.8%
May 2025	195	1069	10	1274	15.3%	83.9%

Graph 6: Facility Population: New Felony Levels

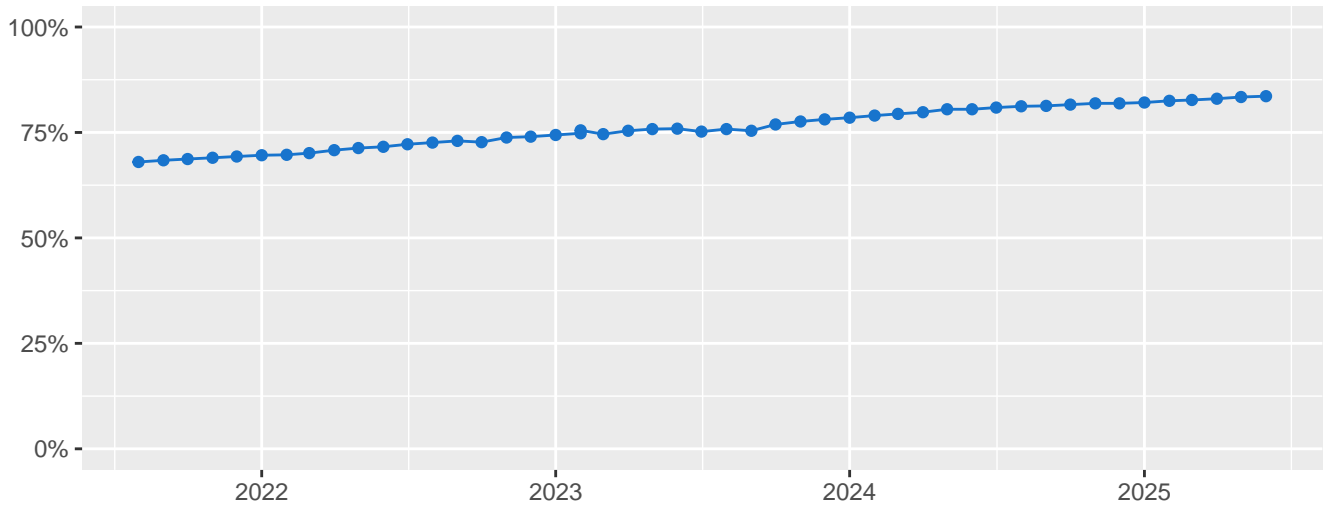
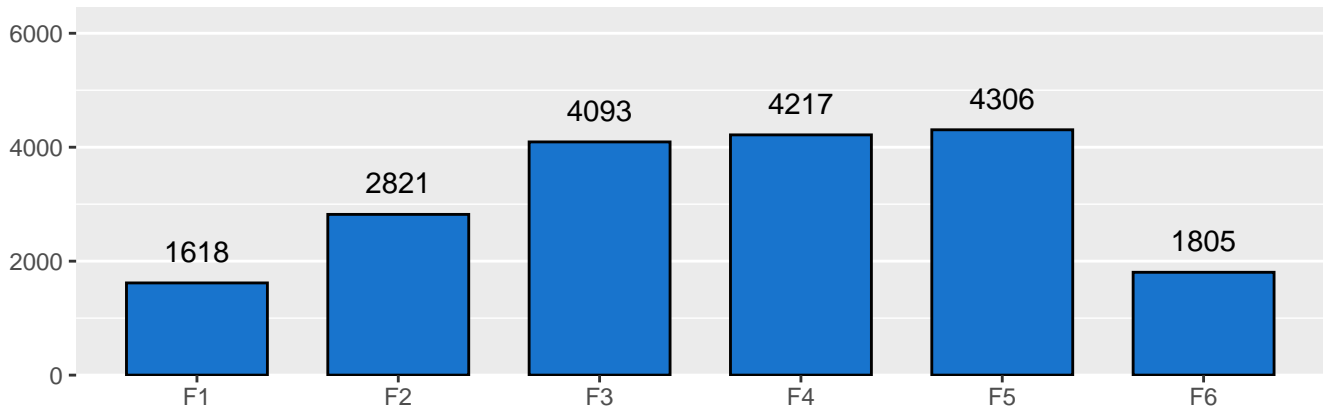


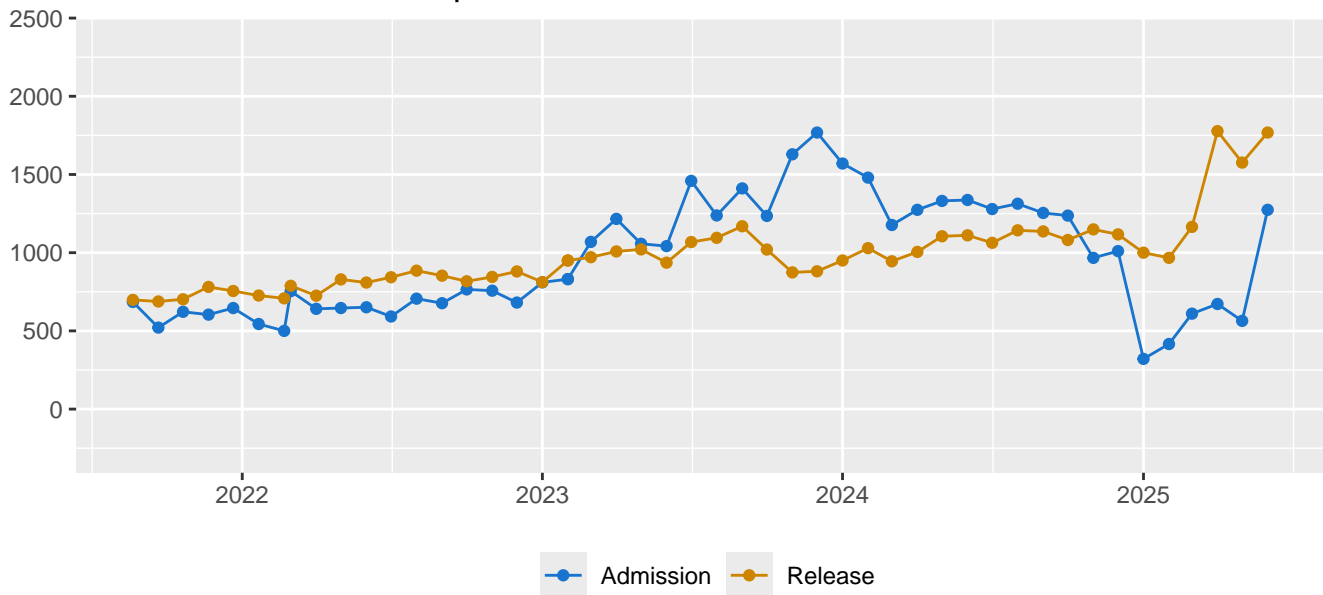
Table 6: Facility Population: New Felony Levels

Date	Old	New	Murder	Total	Old Felony %	New Felony %
April 2025	3728	18706	2741	25175	16.6%	83.4%
May 2025	3704	18860	2741	25305	16.4%	83.6%

Graph 7: Distribution of New Felony Levels by Most Serious Offense



Graph 8: Admission and Release Totals



Graph 9: Facility Capacity by Security Level

