

Indiana Department of Correction
April 2025

Offender Population Report

Prepared for the Justice Reinvestment Advisory Council
and State Budget Committee

Lloyd Arnold, Commissioner



Contents

Admissions 2

County of Commit 6

Population Trend 8

DOC Facility Population & Capacity 11

Notes Page 12

Admissions

April 2025 Admissions by Most Serious Offense

Table 1: Monthly Admissions by Most Serious Offense

	Most Serious Offense	F1	F2	F3	F4	F5	F6	FA	FB	FC	FD	M	MA	NA	Total
Armed Robbery-Taking Property By Force Or Threatening Use Of Force While Armed	Aggravated Battery	0	0	3	0	0	0	0	3	0	0	0	0	0	6
	Aiding Robbery (Armed Or Bodily Injury)	0	0	1	0	0	0	0	0	0	0	0	0	0	1
	Aiding Trafficking With An Inmate	0	0	0	0	1	0	0	0	0	0	0	0	0	1
	Arson	0	0	0	0	0	0	0	1	0	0	0	0	0	1
	Assisting A Criminal	0	0	0	0	0	1	0	0	0	0	0	0	0	1
Attempted Auto Theft, Receiving Stolen Auto Parts	Attempted Attempted Murder	0	0	0	0	0	0	2	0	0	0	0	0	0	2
	Attempted Battery	0	0	0	0	0	0	0	1	0	0	0	0	0	1
	Attempted Burglary	0	0	0	0	0	0	0	1	0	0	0	0	0	1
	Attempted Child Molesting	0	0	0	0	0	0	0	1	0	0	0	0	0	1
	Attempted Domestic Battery With Prev Battery Conv	0	0	0	0	1	0	0	0	0	0	0	0	0	1
Auto Theft, Same 8265, Prior Conviction For Either Theft Of An Auto Or Auto Parts	Attempted Kidnapping	0	0	1	0	0	0	0	0	0	0	0	0	0	1
	Attempted Murder	3	0	0	0	0	0	0	0	0	0	0	0	0	3
	Auto Theft, Receiving Stolen Auto Parts	0	0	0	0	0	1	0	0	0	0	0	0	0	1
	Auto Theft, Same 8265, Prior Conviction For Either Theft Of An Auto Or Auto Parts	0	0	0	0	1	0	0	0	0	0	0	0	0	1
	Auto Theft-Same 7054, But Defendant Has A Prior For Either Theft Of An Auto	0	0	0	0	2	0	0	0	0	0	0	0	0	2
Battery Against A Public Safety Official	Auto Theft-Theft Of An Entire Motor Vehicle	0	0	0	0	0	7	0	0	0	0	0	0	0	7
	Battery	0	0	0	0	12	6	0	0	0	0	0	0	0	18
	Battery On A Person Less Than 14yo	0	0	0	0	1	0	0	0	0	0	0	0	0	1
	Battery Resulting In Moderate Bodily Injury	0	0	0	0	0	1	0	0	0	0	0	0	0	1
	Battery Resulting In Serious Bodily Injury	0	0	0	0	1	0	0	0	0	0	0	0	0	1
Burglary	Battery W/Bodily Injury To A Public Safety Officer	0	0	0	0	4	0	0	0	0	0	0	0	0	4
	Carrying A Handgun W/O License, Def Has A Prior Conviction For Carrying C/O License.	1	2	0	18	13	0	1	6	0	0	0	0	0	41
	Check Fraud	0	0	0	0	1	0	0	0	0	0	0	0	0	1
	Child Exploitation	0	0	0	3	1	0	0	0	0	0	0	0	0	4
	Child Molesting	7	0	4	15	0	0	5	2	0	0	0	0	0	33
Contributing To The Delinquency Of A Minor Under 18	Child Solicitation	0	0	0	5	4	0	0	0	0	0	0	0	0	9
	Counterfeiting Def Knowingly Makes Or Utters Written Instrument Such That It	0	0	1	0	0	0	0	0	0	0	0	0	0	1
	Criminal Confinement	0	0	0	0	0	1	0	0	0	0	0	0	0	1
	Criminal Confinement While Armed With A Deadly Weapon	0	0	4	0	5	1	0	0	0	0	0	0	0	10
	Criminal Recklessness	0	0	1	0	0	0	0	0	0	0	0	0	0	1
Criminal Recklessness Committed With A Deadly Weapon	Criminal Recklessness, Def. Shoots Firearm Into A Building.	0	0	0	0	1	1	0	0	0	0	0	0	0	2
	Criminal Trespass	0	0	0	0	0	1	0	0	0	0	0	0	0	1
	Danger Poss Firearm Child Prev Conv/Adj	0	0	0	0	0	1	0	0	0	0	0	0	0	1
	Deal Controlled Substance Result Death	0	0	0	0	2	0	0	0	0	0	0	0	0	2
	Dealing A Sched I, Ii, Iii Control Subst	1	0	0	0	0	0	0	0	0	0	0	0	0	1
Dealing In Cocaine Or Narcotic Drug	Dealing In A Sched I,Ii Or Iii Contr Sub	0	2	0	2	0	0	0	0	0	0	0	0	0	4
	Dealing In Cocaine Or Narcotic Drug	0	0	0	0	0	0	0	1	0	0	0	0	0	1
	Dealing In Cocaine Or Narcotic Drug	0	3	9	7	1	0	0	1	0	0	0	0	0	21

Dealing In Methamphetamine	0	15	12	5	2	0	0	2	0	0	0	0	0	36
Domestic Battery	0	0	0	0	0	4	0	0	0	0	0	0	0	4
Domestic Battery By Means Of A Deadly Weapon	0	0	0	0	2	0	0	0	0	0	0	0	0	2
Domestic Battery Committed In The Presence Of A Child Less Than 16	0	0	0	0	0	4	0	0	0	0	0	0	0	4
Domestic Battery On A Person Less Than 14 Years Old	0	0	0	0	0	1	0	0	0	0	0	0	0	1
Domestic Battery Resulting In Moderate Bodily Injury	0	0	0	0	0	1	0	0	0	0	0	0	0	1
Domestic Battery Resulting In Sbi	0	0	0	0	2	0	0	0	0	0	0	0	0	2
Domestic Battery W/Bodily Injury Person Under 14	0	0	0	0	2	0	0	0	0	0	0	0	0	2
Domestic Battery W/Sbi To A Person Less Than 14 Years Old	0	0	1	0	0	0	0	0	0	0	0	0	0	1
Domestic Battery With Injury To A Pregnant Woman.	0	0	0	0	5	0	0	0	0	0	0	0	0	5
Domestic Battery With Prev Battery Conv	0	0	0	0	3	0	0	0	0	0	0	0	0	3
Domestic Battery-Def Has Been Previously Convicted Of Battery Or Strangulation	0	0	0	0	7	0	0	0	0	0	0	0	0	7
Domestic Battery-Def. Has A Prior Conviction For Any Sort Of Battery Or Strangulation	0	0	0	0	0	2	0	0	0	0	0	0	0	2
Escape	0	0	0	0	1	6	0	0	0	0	0	0	0	7
Escape-Def Violates Home Detention Or Removes An Electronic Device	0	0	0	0	0	1	0	0	0	0	0	0	0	1
Fail To Stop Aft Acc - Sbi - Oper Intox	0	0	0	0	0	0	0	1	0	0	0	0	0	1
Fail To Stop After Acc - Ser Body Injury	0	0	1	0	0	0	0	0	0	0	0	0	0	1
Failure To Appear	0	0	0	0	0	1	0	0	0	0	0	0	0	1
Failure To Register As A Sex Offender	0	0	0	0	13	4	0	0	0	0	0	0	0	17
Failure To Return To Lawful Detention	0	0	0	0	0	2	0	0	0	0	0	0	0	2
Forgery,Counterfeiting,Application Fraud	0	0	0	0	0	0	0	0	1	0	0	0	0	1
Fraud	0	0	0	0	0	1	0	0	0	0	0	0	0	1
Fraud On A Financial Institution	0	0	0	0	1	0	0	0	1	0	0	0	0	2
Habitual Offender	0	0	0	0	0	1	0	0	0	0	0	0	0	1
Handgun Violation (Felony Within 15 Yrs)	0	0	0	0	7	0	0	0	0	0	0	0	0	7
Identity Deception	0	0	0	0	0	2	0	0	0	0	0	0	0	2
Impersonating A Public Servant	0	0	0	0	0	1	0	0	0	0	0	0	0	1
Intimidation	0	0	0	0	8	1	0	0	0	0	0	0	0	9
Invasion Of Privacy	0	0	0	0	0	5	0	0	0	0	0	0	0	5
Manufacturing Methamphetamine	0	0	0	2	0	0	0	0	0	0	0	0	0	2
Murder	3	0	0	0	0	0	0	0	0	0	7	0	0	10
Neglect Of A Dependent	0	0	0	0	0	3	0	0	0	0	0	0	0	3
Neglect Of A Dependent Resulting In Bodily Injury	0	0	0	0	3	0	0	0	0	0	0	0	0	3
Neglect Of Dependent Resulting In Death	1	0	0	0	0	0	0	0	0	0	0	0	0	1
Non Support Of Dependent Child	0	0	0	0	0	0	0	0	1	0	0	0	0	1
Non-Support Of Child	0	0	0	0	0	0	0	0	0	1	0	0	0	1
Non-Support Of Dependent Child	0	0	0	0	0	2	0	0	0	0	0	0	0	2
Obstruction Of Justice	0	0	0	0	1	1	0	0	0	0	0	0	0	2
Oper Veh - Intox - Prior Conviction	0	0	0	0	0	6	0	0	0	0	0	0	0	6
Oper Veh - Intox - Result - Death	0	0	0	6	0	0	0	0	0	0	0	0	0	6
Oper Veh - Intox - Result - Ser Body Inj	0	0	0	3	2	0	0	0	0	0	0	0	0	5
Oper Veh - Sch 1 Or 2 Control Substance	0	0	0	0	0	1	0	0	0	0	0	0	0	1
Oper Veh .08 Or More - Prior Conviction	0	0	0	0	0	1	0	0	0	0	0	0	0	1
Oper Vehicle - Intox - Prev Conviction	0	0	0	0	0	2	0	0	0	0	0	0	0	2
Operate Vehicle After Suspended For Life	0	0	0	0	3	0	0	0	0	0	0	0	0	3
Operating A Vehicle Intoxicated: Endandering A Person	0	0	0	0	0	3	0	0	0	0	0	0	0	3

Operating A Vehicle While Intoxicated: Endangering A Person Less Than 18yrs	0	0	0	0	0	1	0	0	0	0	0	0	0	1
Operating Veh While Intox; Prev Convic; Sbi	0	0	0	0	1	0	0	0	0	0	0	0	0	1
Operating Vehicle-Habit Traffic Violator	0	0	0	0	0	6	0	0	0	0	0	0	0	6
Owi- Death/Injury - W/ Ctrl Sub Schd 1,2	0	0	0	2	0	0	0	0	0	0	0	0	0	2
Poss Destruct Dev/Explo With Intent/Know	0	1	0	0	0	0	0	0	0	0	0	0	0	1
Possession Of A Machine Gun Or Bomb	0	0	0	0	1	0	0	0	0	0	0	0	0	1
Possession Of A Syringe	0	0	0	0	0	5	0	0	0	0	0	0	0	5
Possession Of Altered Firearm	0	0	0	0	1	0	0	0	0	0	0	0	0	1
Possession Of Child Pornography	0	0	0	0	2	0	0	0	0	0	0	0	0	2
Possession Of Cocaine Or Narcotic Drug	0	0	2	2	7	21	0	1	0	0	0	0	0	33
Possession Of Methamphetamine	0	0	14	9	18	43	0	0	0	0	0	0	0	84
Possession Of Syringes Or Needles	0	0	0	0	0	8	0	0	0	0	0	0	0	8
Possession Or Use Of Legend Drug	0	0	0	0	0	1	0	0	0	0	0	0	0	1
Rape	0	0	1	0	0	0	0	0	0	0	0	0	0	1
Reckless Homicide	0	0	0	0	3	0	0	0	0	0	0	0	0	3
Residential Entry	0	0	0	0	0	4	0	0	0	0	0	0	0	4
Resisting Law Enforcement	0	0	0	0	1	12	0	0	0	1	0	0	0	14
Robbery	0	0	0	0	7	0	0	0	0	0	0	0	0	7
Robbery (Armed Or Bodily Injury)	0	0	8	0	0	0	0	5	0	0	0	0	0	13
Robbery (Serious Bodily Injury)	0	0	0	0	0	0	1	0	0	0	0	0	0	1
Robbery Taking Prop By Force	0	0	1	0	0	0	0	0	0	0	0	0	0	1
Sex Batt By Threat Or Using Deadly Force	0	0	0	1	0	0	0	0	0	0	0	0	0	1
Sexual Misconduct With A Minor	0	0	0	3	0	0	0	1	0	0	0	0	0	4
Strangulation	0	0	0	0	0	4	0	0	0	0	0	0	0	4
Theft Where Value Of Property Is Between \$750-\$50k	0	0	0	0	0	2	0	0	0	0	0	0	0	2
Theft, Def. Has A Prior Conviction For Either Theft Or Conversion	0	0	0	0	0	3	0	0	0	0	0	0	0	3
Theft,Receiving Stolen Property	0	0	0	0	2	25	0	0	0	0	0	0	0	27
Theft-Use When Property Stolen Is A Firearm	0	0	0	0	2	0	0	0	0	0	0	0	0	2
Theft; Prior Conviction For Robbery Or Burglary	0	0	0	0	0	1	0	0	0	0	0	0	0	1
Unlawful Carrying Of A Handgun	0	0	0	0	6	0	0	0	0	0	0	0	0	6
Unlawful Carrying Of A Handgun-Prior Conviction Under This Section	0	0	0	0	9	0	0	0	0	0	0	0	0	9
Unlawful Firearm Poss By Serious Felon	0	0	0	34	0	0	0	0	0	0	0	0	0	34
Voluntary Manslaughter	0	1	0	0	0	0	0	0	0	0	0	0	0	1
Voyeurism	0	0	0	0	0	1	0	0	0	0	0	0	0	1
Unknown	0	0	0	0	0	0	0	0	0	0	0	0	0	9
Total	16	24	65	117	179	214	9	27	3	2	7	0	9	672

County of Commit

April 2025 County of Commit

Table 2: County of Commitment

County	DOC	Community Corrections	Jail DOC Contract	Jail Felony F6 Diversions	County Totals
Adams	116	52	3	27	198
Allen	1859	446	74	10	2389
Bartholomew	263	149	6	11	429
Benton	29	7	0	2	38
Blackford	76	44	2	3	125
Boone	173	95	13	11	292
Brown	46	17	0	4	67
Carroll	72	41	8	4	125
Cass	222	101	9	9	341
Clark	188	121	9	30	348
Clay	91	137	6	4	238
Clinton	156	74	11	30	271
Crawford	32	6	3	1	42
Daviess	81	153	1	10	245
Dearborn	263	63	12	11	349
Decatur	197	21	18	16	252
Dekalb	196	58	6	3	263
Delaware	396	184	20	3	603
Dubois	100	114	4	7	225
Elkhart	1281	408	41	3	1733
Fayette	137	98	7	3	245
Floyd	163	84	9	8	264
Fountain	46	34	4	0	84
Franklin	37	3	1	4	45
Fulton	67	33	1	8	109
Gibson	118	43	6	18	185
Grant	280	98	2	16	396
Greene	137	42	5	28	212
Hamilton	339	435	9	29	812
Hancock	118	92	1	12	223
Harrison	100	48	1	8	157
Hendricks	310	144	22	25	501
Henry	208	45	11	17	281
Howard	325	256	13	42	636
Huntington	318	75	20	7	420
Jackson	162	105	5	7	279
Jasper	95	43	2	2	142
Jay	190	9	4	10	213
Jefferson	299	276	19	16	610
Jennings	97	115	0	25	237
Johnson	410	240	19	6	675
Knox	171	102	9	4	286
Kosciusko	235	85	3	26	349
LaGrange	85	37	1	26	149
LaPorte	376	253	7	1	637
Lake	909	322	25	60	1316
Lawrence	204	67	9	2	282

Madison	1128	529	36	15	1708
Marion	4701	2891	119	12	7723
Marshall	254	90	7	9	360
Martin	25	35	1	0	61
Miami	71	32	9	0	112
Monroe	242	271	5	7	525
Montgomery	148	36	7	9	200
Morgan	195	37	7	46	285
Newton	54	4	0	2	60
Noble	232	61	13	12	318
Ohio	33	7	0	0	40
Orange	104	8	2	3	117
Owen	44	78	7	4	133
Parke	45	8	3	1	57
Perry	80	99	2	2	183
Pike	69	34	3	3	109
Porter	241	42	3	10	296
Posey	141	69	6	0	216
Pulaski	40	36	3	16	95
Putnam	80	39	1	2	122
Randolph	40	11	1	1	53
Ripley	127	19	5	12	163
Rush	56	26	0	5	87
Saint Joseph	976	211	21	75	1283
Scott	136	130	7	9	282
Shelby	245	112	12	5	374
Spencer	51	65	1	0	117
Starke	54	41	1	11	107
Steuben	133	57	4	8	202
Sullivan	87	21	8	5	121
Switzerland	70	15	3	3	91
Tippecanoe	852	377	25	5	1259
Tipton	8	85	4	0	97
Union	13	7	0	2	22
Vanderburgh	944	270	77	9	1300
Vermillion	58	26	0	5	89
Vigo	401	345	12	7	765
Wabash	231	71	9	0	311
Warren	39	6	3	18	66
Warrick	76	18	5	11	110
Washington	124	7	2	7	140
Wayne	411	22	15	37	485
Wells	150	14	4	3	171
White	60	47	2	0	109
Whitley	144	74	4	22	244
Unknown	53	0	0	0	53
Totals	25239	11958	920	1022	39139

Note:

Jail counts are from April 01, 2024

Jail DOC Contract count includes INcite numbers starting April 2025

Population Trend

April 2025 Population Trend Summary

Table 3: Population Trend

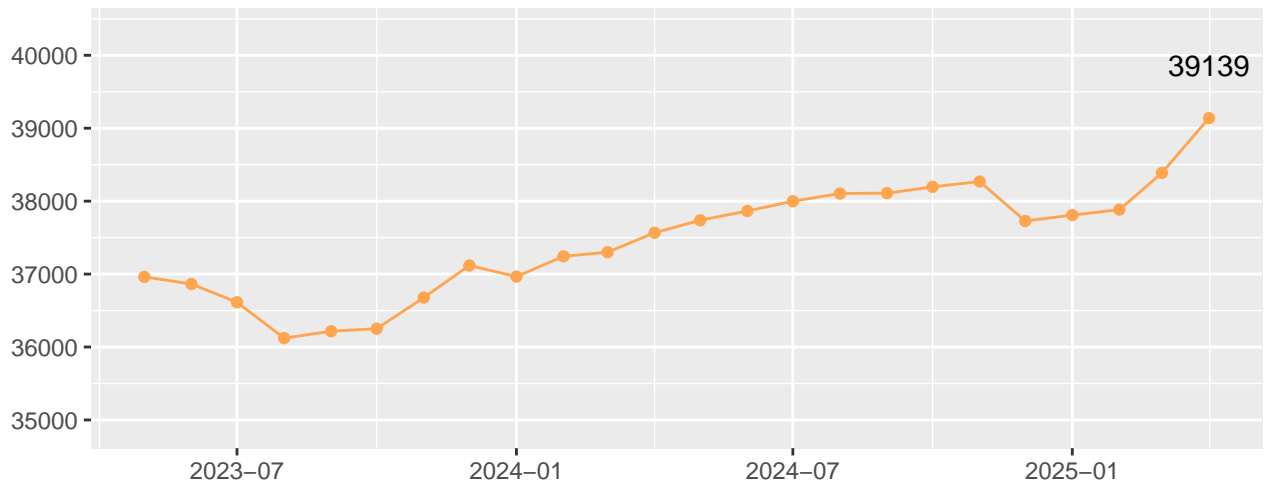
Date	DOC Adult	Community Corrections	Jail DOC Contract	Jail Felony F6 Diversions	Total	IDOC Felony F6
05/01/2023	23151	11631	423	1757	36962	
06/01/2023	22830	11627	618	1789	36864	
07/01/2023	22503	11542	850	1719	36614	
08/01/2023	22401	11438	710	1573	36122	
09/01/2023	22381	11472	696	1668	36217	
10/01/2023	22454	11520	598	1679	36251	
11/01/2023	22768	11606	702	1602	36678	
12/01/2023	22936	11775	871	1536	37118	
01/01/2024	23136	11608	944	1278	36966	
02/01/2024	23374	11633	863	1374	37244	
03/01/2024	23620	11633	771	1276	37300	
04/01/2024	23787	11775	741	1264	37567	
05/01/2024	23854	11800	793	1292	37739	
06/01/2024	24026	11772	810	1257	37865	1507
07/01/2024	24147	11750	818	1284	37999	1527
08/01/2024	24276	11877	766	1186	38105	1574
09/01/2024	24178	11980	766	1186	38110	1546
10/01/2024	24179	12042	833	1142	38196	1533
11/01/2024	24373	11921	833	1142	38269	1603
12/01/2024	24271	11874	492	1091	37728	1576
01/01/2025	24519	11793	399	1098	37809	1638
02/01/2025	24716	11791	371	1006	37884	1666
03/01/2025	24930	11886	560	1012	38388	1681
04/01/2025	25239	11958	920	1022	39139	1782

Note:

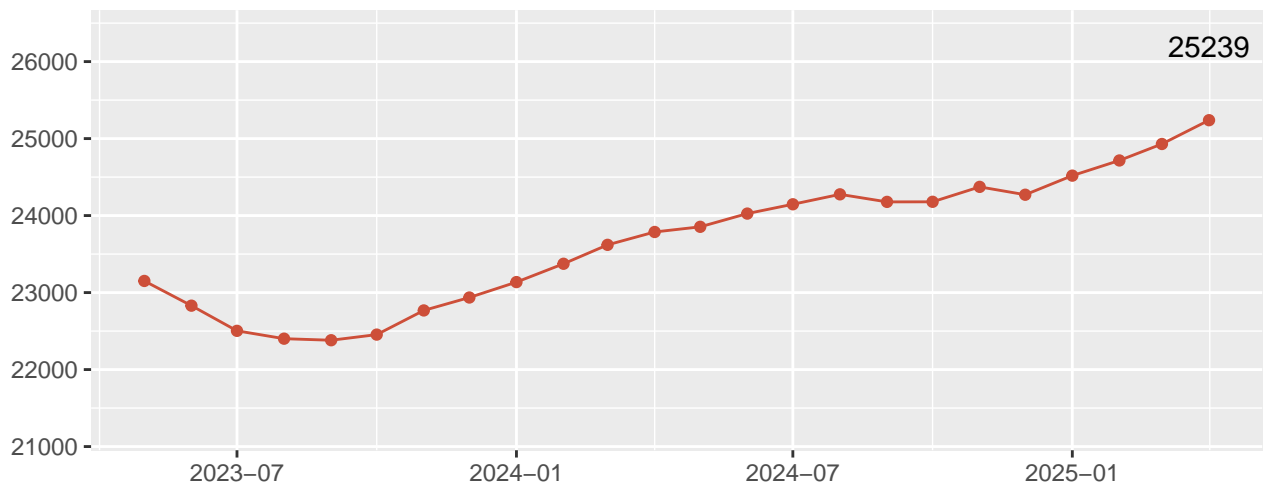
Jail counts are from April 01, 2024

Jail DOC Contract count includes INcite numbers starting April 2025

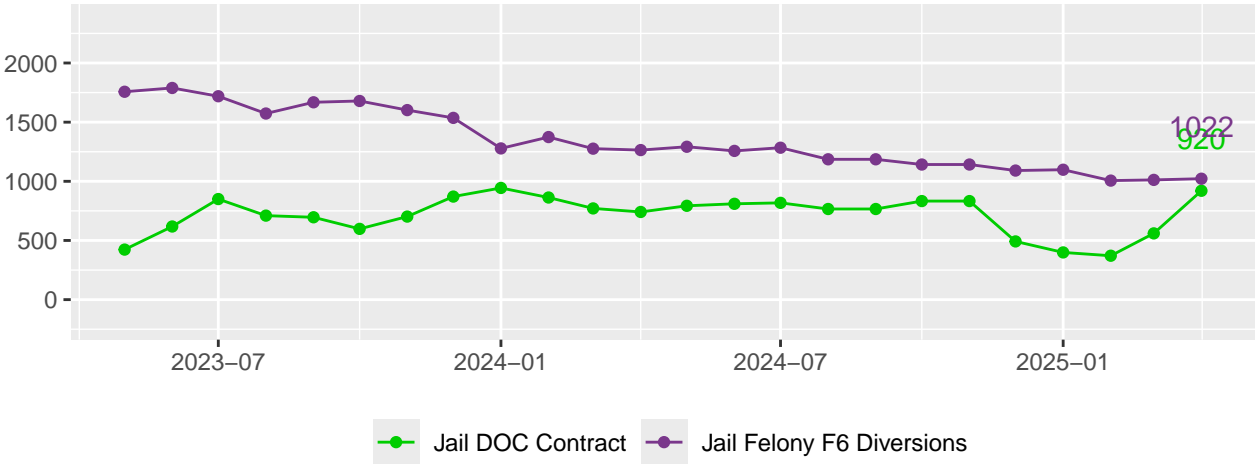
Graph 1: Population Trend, Total



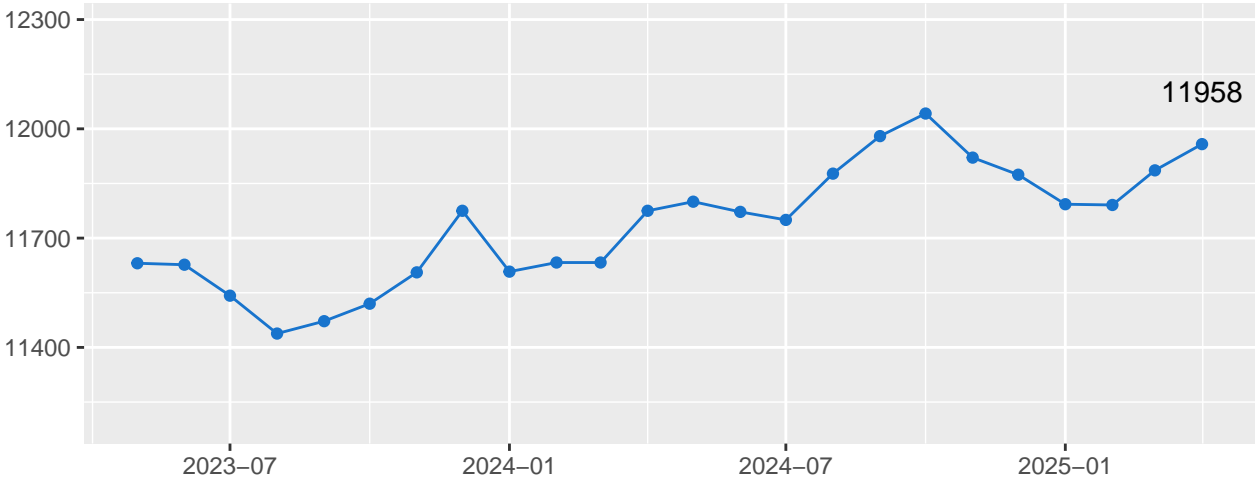
Graph 2: Population Trend, DOC Adult



Graph 3: Population Trend, Jail



Graph 4: Population Trend, Community Corrections



DOC Facility Population & Capacity

April 2025 Population & Capacity By Facility

Table 4: Inmates Housed and Bed Capacity by Facility

FACILITY	POPULATION	BEDS	CAPACITY %
Bartholomew County Re-Entry Center	1	0	Inf%
Branchville Correctional Facility	1529	1533	99.74%
Chain Olakes Correctional Facility	111	140	79.29%
Correctional Industrial Facility	1422	1475	96.41%
Edinburgh Correctional Facility	283	344	82.27%
Heritage Trail Correctional Facility	883	963	91.69%
Indiana State Prison	2420	2486	97.35%
Indiana Womens Prison	576	727	79.23%
Lake County Re-Entry Center	1	10	10%
Madison - Jefferson Co WR	97	102	95.1%
Madison Correctional Facility	789	848	93.04%
Miami Corr. Level 4 Facility	1859	3188	58.31%
New Castle Correctional Facility	3094	3249	95.23%
Pendleton Correctional Facility	1586	2021	78.48%
Plainfield Correctional Facility	1620	1691	95.8%
Putnamville Correctional Facility	2066	2211	93.44%
Reception Diagnostic Center	832	695	119.71%
Rockville Correctional Facility	1067	1253	85.16%
South Bend Community Re-Entry Center	160	201	79.6%
Wabash Valley Correctional Institution	2048	2216	92.42%
Westville Correctional Facility	2795	3014	92.73%
Total	25239	28367	88.97%

Note:

Operational Bed Capacity includes beds that are occupied, available, held, and down

Notes Page

- (1) Benton, Franklin, & Newton are not state established Community Corrections programs under IC 11-12. As of February 2022, the Community Corrections population reflects the number of active individuals by their county of commitment on the last Tuesday of the month. This population includes all pre & post convictions and excludes Community Transition Program (CTP) and Juveniles.
- (2) Community Corrections data for county of commitment as of 04/01/2025.
- (3) As of January 1, 2021, all Marion County Community Corrections Pretrial participants were transferred to Marion County Probation for supervision, resulting in a significant decrease in the total population. As of January 1, 2023 Pretrial participants were transferred back to Marion County Community Corrections for supervision, resulting in a significant increase in the total population.
- (4) As of January 2022, all Community Corrections data is self-reported and uniformly collected under the Supervised Release System (SRS). Community Corrections population may be supervised by other county agencies than their county of commitment. Community Corrections agencies may also administer or oversee additional types of services, treatments, or grant programs as part of the Community Corrections & Justice Reinvestment Grants (i.e., Probation, Pretrial Services, Court Recidivism Reduction Programs, Prosecutor's Diversion, and Jail Treatment programs) that are not reflected in this data as of 1/1/2020.
- (5) IDOC Felony F6 is the count of offenders whose most serious offense is a felony level F6 currently housed in an IDOC facility.

Graph 5: Adult Admission Trend: Old vs New Felony Levels

(Chart does not include Murder)

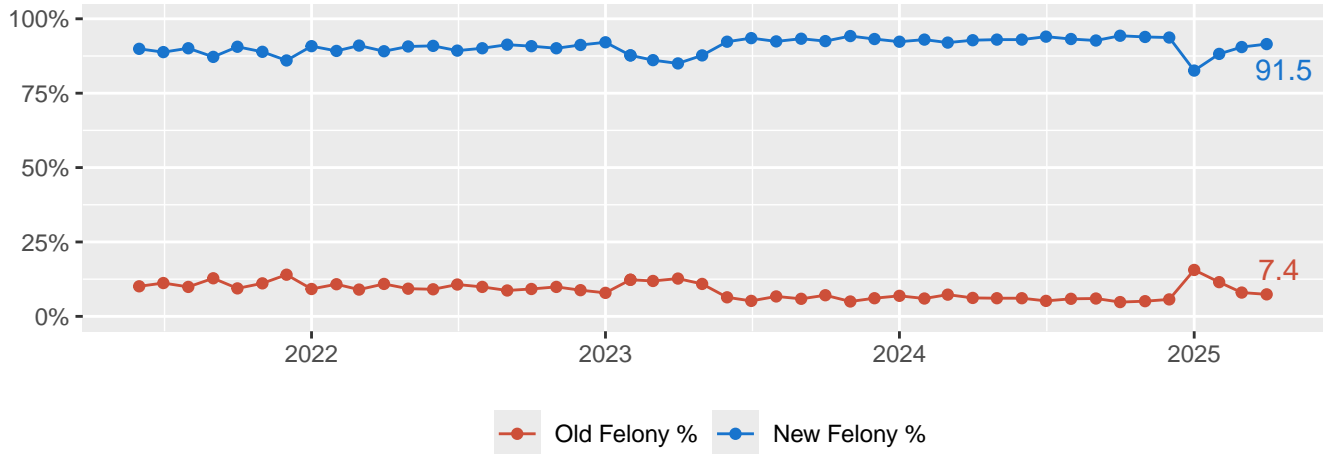


Table 5: Adult Admission Trend: Old vs New Felony Levels

Date	Old	New	Murder	Total	Old Felony %	New Felony %
February 2025	49	552	9	610	8%	90.5%
March 2025	50	615	7	672	7.4%	91.5%

Graph 6: Facility Population: New Felony Levels

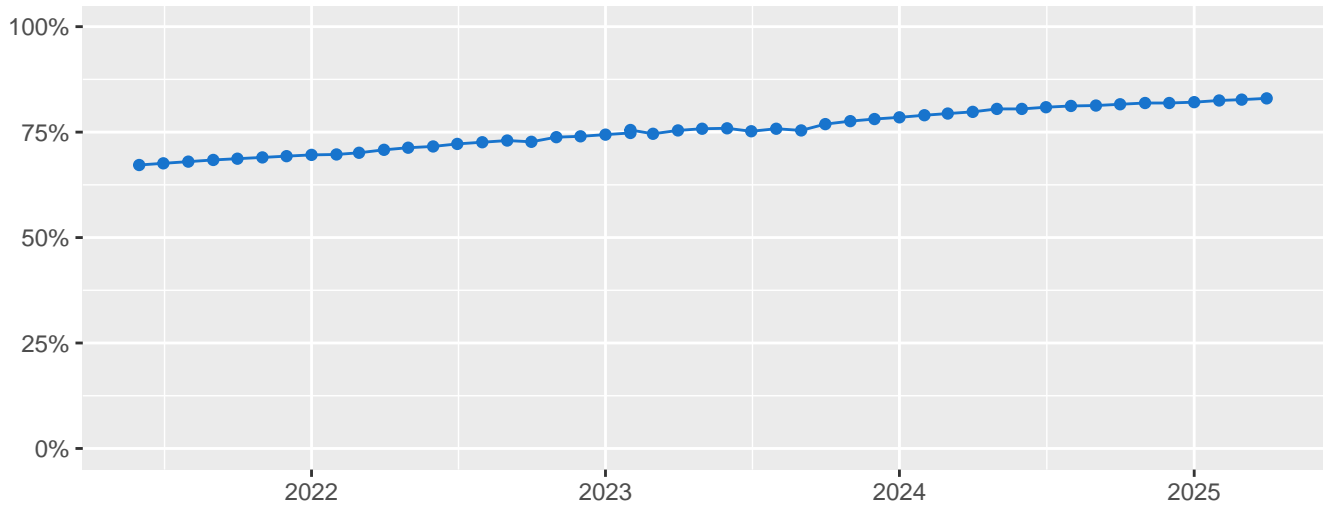
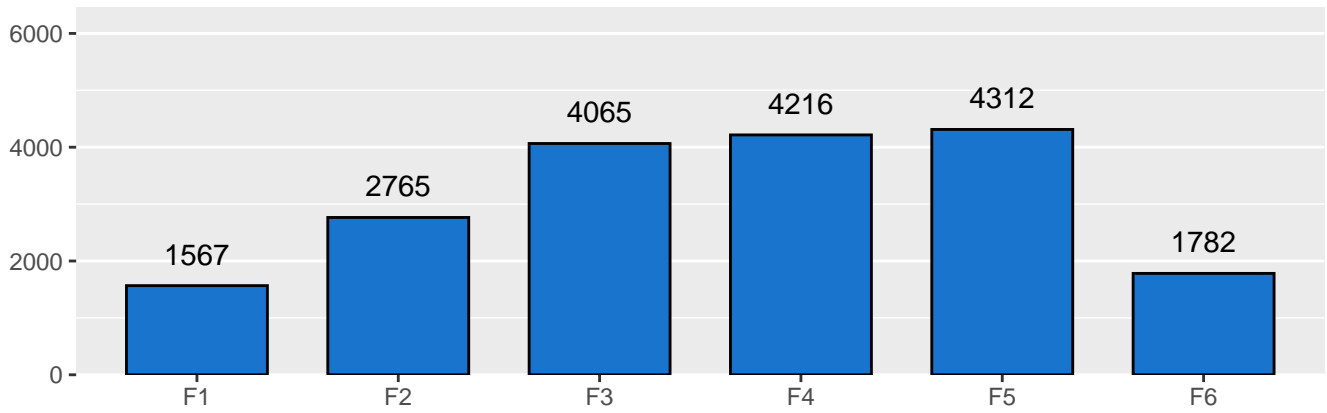


Table 6: Facility Population: New Felony Levels

Date	Old	New	Murder	Total	Old Felony %	New Felony %
February 2025	3837	18356	2737	24930	17.3%	82.7%
March 2025	3903	19037	2774	25714	17%	83%

Graph 7: Distribution of New Felony Levels by Most Serious Offense



Graph 8: Admission and Release Totals

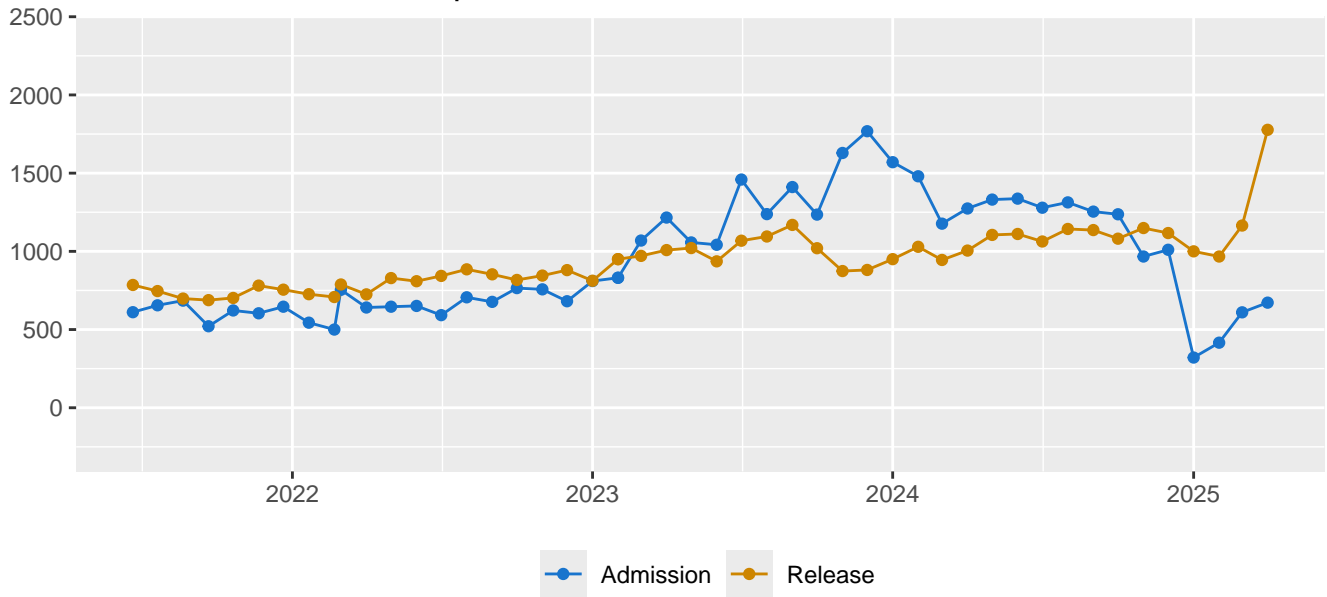


Table 7: Admission Totals

Date	New Commit	Technical	Other	Total Admissions
February 2025	315	178	117	610
March 2025	380	181	111	672

Table 8: Release Totals

Date	Parole	Probation	Discharge	CTP	Community Corrections	Other	Total Releases
February 2025	625	251	186	91	41	12	1165
March 2025	1027	323	265	146	42	16	1777

Graph 9: Facility Capacity by Security Level

