

Indiana Department of Correction
October 2024

Offender Population Report

Prepared for the Justice Reinvestment Advisory Council
and State Budget Committee

Christina Reagle, Commissioner



Contents

Admissions	2
County of Commit	7
Population Trend	9
DOC Facility Population & Capacity	12
Notes Page	13

Admissions

September 2024 Admissions by Most Serious Offense

Table 1: Monthly Admissions by Most Serious Offense

Most Serious Offense	F1	F2	F3	F4	F5	F6	FA	FB	FC	FD	M	Total
Aggravated Battery	0	0	10	0	0	0	0	0	0	0	0	10
Aiding Burglary	0	0	0	0	0	0	0	1	0	0	0	1
Aiding Dealing In Methamphetamine	0	1	0	0	0	0	0	0	0	0	0	1
Aiding Robbery (Armed Or Bodily Injury)	0	0	1	0	0	0	0	0	0	0	0	1
Arson	0	0	0	2	0	0	0	1	0	0	0	3
Assisting A Criminal	0	0	0	0	1	2	0	0	0	0	0	3
Attempted Aggravated Battery	0	0	0	0	0	0	0	1	0	0	0	1
Attempted Battery	0	0	0	0	1	0	0	0	0	0	0	1
Attempted Burglary	0	0	0	0	1	0	0	0	0	0	0	1
Attempted Murder	3	0	0	0	0	0	0	0	0	0	0	3
Attempted Possession Of A Destructive Device	0	0	0	0	1	0	0	0	0	0	0	1
Attempted Possession Of Child Pornography	0	0	0	0	0	1	0	0	0	0	0	1
Attempted Robbery	0	0	0	0	1	0	0	0	0	0	0	1
Attempted Robbery (Armed Or Bodily Injury)	0	0	1	0	0	0	0	1	0	0	0	2
Auto Theft-Theft Of An Entire Motor Vehicle	0	0	0	0	0	9	0	0	0	0	0	9
Auto Theft-Theft Of Entire Motor Vehicle	0	0	0	0	6	0	0	0	0	0	0	6
Auto Theft, Receiving Stolen Auto Parts	0	0	0	0	2	1	0	0	1	0	0	4
Auto Theft, Same 8265, Prior Conviction For Either Theft Of An Auto Or Auto Parts	0	0	0	0	4	0	0	0	0	0	0	4
Battery	0	0	0	0	25	8	0	0	0	0	0	33
Battery Against A Public Safety Official	0	0	0	0	4	0	0	0	0	0	0	4
Battery By Means Of A Deadly Weapon	0	0	0	0	3	0	0	0	0	0	0	3
Battery On A Public Safety Official	0	0	0	0	0	2	0	0	0	0	0	2
Battery Resulting In Moderate Bodily Injury	0	0	0	0	0	1	0	0	0	0	0	1
Battery Resulting In Serious Bodily Injury	0	0	0	0	1	0	0	0	0	0	0	1
Battery W/Bodily Injury To A Public Safety Officer	0	0	0	0	4	0	0	0	0	0	0	4
Burglary	1	3	1	23	36	0	0	9	0	0	0	73
Carjacking	0	0	0	0	0	0	0	1	0	0	0	1
Carrying A Handgun W/O License, Def Has A Prior Conviction For Carrying C/O License.	0	0	0	0	16	0	0	0	0	0	0	16
Carrying A Handgun W/Out A License Or W/In 500ft Of A School	0	0	0	0	1	0	0	0	0	0	0	1
Check Fraud	0	0	0	0	0	1	0	0	0	0	0	1
Child Exploitation	0	0	0	6	1	0	0	0	0	0	0	7
Child Molesting	10	0	11	17	0	0	5	4	2	0	0	49
Child Solicitation	0	0	0	4	1	0	0	0	0	0	0	5
Conspiracy Arson	0	0	0	1	0	0	0	0	0	0	0	1
Conspiracy Attempted Murder	0	0	0	0	0	0	1	0	0	0	0	1
Conspiracy Trafficking With An Inmate	0	0	0	0	1	0	0	0	0	0	0	1
Corrupt Business Influence	0	0	0	0	3	0	0	0	0	0	0	3
Criminal Confinement	0	0	9	1	4	2	0	0	0	0	0	16
Criminal Confinement Resulting In Bodily Injury	0	0	0	0	1	0	0	0	0	0	0	1
Criminal Deviate Conduct	0	0	0	0	0	0	1	0	0	0	0	1
Criminal Mischief Damage Is At Least \$50,000	0	0	0	0	0	1	0	0	0	0	0	1
Criminal Recklessness	0	0	0	0	1	2	0	0	0	0	0	3
Criminal Recklessness Committed With A Deadly Weapon	0	0	0	0	0	3	0	0	0	0	0	3

Criminal Recklessness, Def. Shoots Firearm Into A Building.	0	0	0	0	5	0	0	0	0	0	0	5
Criminal Trespass	0	0	0	0	0	5	0	0	0	0	0	5
Danger Poss Firearm Child Prev Conv/Adj	0	0	0	0	1	0	0	0	0	0	0	1
Deal Controlled Substance Result Death	4	0	0	0	0	0	0	0	0	0	0	4
Dealing A Sched I, Ii, Iii Control Subst	0	2	1	3	2	0	0	0	0	0	0	8
Dealing In A Sched I,Ii Or Iii Cont Sub	0	0	0	0	0	0	1	0	0	0	0	1
Dealing In Cocaine Or Narcotic Drug	0	13	9	7	6	0	0	4	0	0	0	39
Dealing In Marijuana, Hash Oil, Hashish	0	0	0	0	2	1	0	0	0	0	0	3
Dealing In Methamphetamine	0	26	20	15	5	0	1	5	0	0	0	72
Disarming A Law Enforcement Officer	0	0	0	0	1	0	0	0	0	0	0	1
Domestic Battery	0	0	0	0	0	13	0	0	0	0	0	13
Domestic Battery-Def Has Been Previously Convicted Of Battery Or Strangulation	0	0	0	0	14	0	0	0	0	0	0	14
Domestic Battery By Means Of A Deadly Weapon	0	0	0	0	6	0	0	0	0	0	0	6
Domestic Battery Committed In The Presence Of A Child Less Than 16	0	0	0	0	0	6	0	0	0	0	0	6
Domestic Battery In Violation Of A No Contact Order	0	0	0	0	0	1	0	0	0	0	0	1
Domestic Battery Resulting In Moderate Bodily Injury	0	0	0	0	0	1	0	0	0	0	0	1
Domestic Battery Resulting In Sbi	0	0	0	0	3	0	0	0	0	0	0	3
Domestic Battery W/Bodily Injury Person Under 14	0	0	0	0	2	0	0	0	0	0	0	2
Domestic Battery W/Sbi To A Person Less Than 14 Years Old	0	0	1	0	0	0	0	0	0	0	0	1
Domestic Battery With Injury To A Pregnant Woman.	0	0	0	0	5	0	0	0	0	0	0	5
Domestic Battery With Prev Battery Conv	0	0	0	0	5	0	0	0	0	0	0	5
Escape	0	0	0	0	4	7	0	0	0	0	0	11
Escape-Def Violates Home Detention Or Removes An Electronic Device	0	0	0	0	0	3	0	0	0	0	0	3
Fail To Stop After Acc - Ser Body Injury	0	0	3	0	0	0	0	0	0	0	0	3
Failure To Appear	0	0	0	0	0	2	0	0	0	0	0	2
Failure To Register As A Sex Offender	0	0	0	0	17	2	0	0	0	0	0	19
Failure To Remain At The Scene Of An Accident Resulting In Death	0	0	0	1	0	0	0	0	0	0	0	1
Failure To Return To Lawful Detention	0	0	0	0	0	6	0	0	0	0	0	6
Forgery,Counterfeiting,Application Fraud	0	0	0	0	0	6	0	0	0	0	0	6
Fraud	0	0	0	0	2	0	0	0	0	0	0	2
Fraud On A Financial Institution	0	0	0	0	1	0	0	0	0	0	0	1
Handgun Violation (Felony Within 15 Yrs)	0	0	0	0	10	0	0	0	0	0	0	10
Identity Deception	0	0	0	0	0	5	0	0	0	0	0	5
Intimidation	0	0	0	0	21	16	0	0	0	0	0	37
Invasion Of Privacy	0	0	0	0	0	12	0	0	0	0	0	12
Kidnapping	0	0	0	0	1	0	0	0	0	0	0	1
Legend Drug Deception	0	0	0	0	0	1	0	0	0	0	0	1
Maintaining Common Nuisance	0	0	0	0	0	2	0	0	0	0	0	2
Manufacture Or Deliver Or Finance The Man. Or Del. Of Schedule 1 Or 11 Narcotic	0	1	0	0	0	0	0	0	0	0	0	1
Murder	2	0	0	0	0	0	0	0	0	0	11	13
Neglect Of A Dependent	0	0	0	0	1	4	0	0	0	0	0	5
Neglect Of A Dependent Resulting In Bodily Injury	0	0	0	0	2	0	0	0	0	0	0	2
Neglect Of A Dependent W/ Serious Injury	0	0	5	0	0	0	0	0	0	0	0	5
Non-Support Of Dependent Child	0	0	0	0	0	2	0	0	0	0	0	2
Non Support Dep Child - Prev Conviction	0	0	0	0	1	0	0	0	0	0	0	1
Non Support Of Dependent Child	0	0	0	0	0	0	0	0	1	0	0	1

Obstruction Of Justice	0	0	0	0	2	2	0	0	0	0	0	4
Omvwi - Cause Catastrophic Injury	0	0	0	1	0	0	0	0	0	0	0	1
Oper Veh - Intox - Prior Conviction	0	0	0	0	0	11	0	0	0	0	0	11
Oper Veh - Intox - Result - Ser Body Inj	0	0	0	1	1	0	0	0	0	0	0	2
Oper Veh .08 Or More - Prior Conviction	0	0	0	0	0	10	0	0	0	0	0	10
Oper Vehicle - Intox - Prev Conviction	0	0	0	0	0	8	0	0	0	0	0	8
Operate Vehicle After Suspended For Life	0	0	0	0	11	0	0	0	0	0	0	11
Operating A Vehicle Intoxicated: Endangering A Person	0	0	0	0	0	7	0	0	0	0	0	7
Operating A Vehicle While Intoxicated: Endangering A Person Less Than 18yrs	0	0	0	0	0	3	0	0	0	0	0	3
Operating Vehicle-Habit Traffic Violator	0	0	0	0	0	6	0	0	0	1	0	7
Organized Retail Theft-Exercises Unauth. Control Over Property	0	0	0	0	0	1	0	0	0	0	0	1
Owi- Death/Injury - W/ Ctrl Sub Schd 1,2	0	0	0	1	0	0	0	0	0	0	0	1
Pointing A Firearm	0	0	0	0	0	2	0	0	0	0	0	2
Possess Chemical Reagents Or Precursors	0	0	0	0	0	1	0	0	0	0	0	1
Possess Child Porn W/ Aggravating Factor Found In 35-42-4-4(E)(1)	0	0	0	0	2	0	0	0	0	0	0	2
Possession O A Controlled Substance	0	0	0	0	0	0	0	0	1	0	0	1
Possession Of A Machine Gun Or Bomb	0	0	0	0	3	0	0	0	0	0	0	3
Possession Of A Syringe	0	0	0	0	0	1	0	0	0	0	0	1
Possession Of Child Pornography	0	0	0	0	5	0	0	0	0	0	0	5
Possession Of Cocaine Or Narcotic Drug	0	0	4	7	14	33	0	0	0	0	0	58
Possession Of Marijuana, Hash, Hash Oil	0	0	0	0	0	2	0	0	0	0	0	2
Possession Of Methamphetamine	0	0	17	23	34	113	0	0	1	0	0	188
Possession Of Syringes Or Needles	0	0	0	0	1	16	0	0	0	0	0	17
Possession Or Use Of Legend Drug	0	0	0	0	0	3	0	0	0	0	0	3
Promote Child Sex Trafficking	0	0	1	0	0	0	0	0	0	0	0	1
Promoting Prostitution	0	0	0	0	1	0	0	0	0	0	0	1
Public Indecency With Prior Conviction	0	0	0	0	0	1	0	0	0	0	0	1
Rape	0	0	9	0	0	0	1	2	0	0	0	12
Reckless Homicide	0	0	0	0	5	0	0	0	0	0	0	5
Residential Entry	0	0	0	0	0	14	0	0	0	0	0	14
Resisting Law Enforcement	0	0	0	0	6	26	0	0	0	0	0	32
Robbery	0	0	0	0	12	0	0	0	0	0	0	12
Robbery (Armed Or Bodily Injury)	0	0	25	0	0	0	0	5	0	0	0	30
Robbery (Serious Bodily Injury)	0	0	0	0	0	0	1	0	0	0	0	1
Robbery Taking Prop By Force	0	0	3	0	0	0	0	0	0	0	0	3
Sexual Misconduct With A Minor	0	0	0	5	3	0	0	3	0	0	0	11
Stalking	0	0	0	0	2	0	0	0	0	0	0	2
Strangulation	0	0	0	0	1	3	0	0	0	0	0	4
Synthetic Identity Deception	0	0	0	0	0	1	0	0	0	0	0	1
Theft Receiving Stolen Property	0	0	0	0	10	0	0	0	0	0	0	10
Theft Where Value Of Property Is Between \$750-\$50k	0	0	0	0	0	7	0	0	0	0	0	7
Theft,Receiving Stolen Property	0	0	0	0	2	28	0	0	0	1	0	31
Theft; Prior Unrelated Conviction For Theft Or Conversion	0	0	0	0	0	8	0	0	0	0	0	8
Trafficking With An Inmate	0	0	0	0	2	0	0	0	0	0	0	2
Unlawful Carrying Of A Handgun-Prior Conviction Under This Section	0	0	0	0	14	0	0	0	0	0	0	14
Unlawful Entry By A Serious Sex Offender	0	0	0	0	0	2	0	0	0	0	0	2

Unlawful Firearm Poss By Serious Felon	0	0	0	40	1	0	0	2	0	0	0	43
Vicarious Sexual Gratification	0	0	0	2	0	0	0	0	0	0	0	2
Voluntary Manslaughter	0	5	0	0	0	0	1	0	0	0	0	6
Totals	20	51	131	160	368	437	12	39	6	2	11	1237

County of Commit

September 2024 County of Commit

Table 2: County of Commitment

County	DOC	Community Corrections	Jail DOC Contract	Jail Felony F6 Diversions	County Totals
Adams	119	53	4	23	199
Allen	1827	526	31	14	2398
Bartholomew	219	124	5	13	361
Benton	31	3	0	5	39
Blackford	63	57	1	8	129
Boone	163	109	7	17	296
Brown	46	15	24	6	91
Carroll	68	51	0	0	119
Cass	213	121	4	7	345
Clark	171	104	8	24	307
Clay	87	153	1	8	249
Clinton	150	65	6	25	246
Crawford	28	10	0	3	41
Daviess	66	143	9	5	223
Dearborn	269	60	12	20	361
Decatur	186	26	9	21	242
Dekalb	173	50	8	6	237
Delaware	375	159	20	5	559
Dubois	101	101	3	0	205
Elkhart	1167	379	52	7	1605
Fayette	139	93	0	11	243
Floyd	164	80	0	0	244
Fountain	42	30	1	3	76
Franklin	36	1	3	5	45
Fulton	74	25	1	11	111
Gibson	114	32	10	13	169
Grant	275	82	6	17	380
Greene	130	34	11	30	205
Hamilton	306	409	28	25	768
Hancock	105	112	4	21	242
Harrison	103	54	17	9	183
Hendricks	280	159	10	36	485
Henry	201	44	5	11	261
Howard	302	301	11	47	661
Huntington	304	59	10	17	390
Jackson	159	98	12	4	273
Jasper	78	45	4	3	130
Jay	194	7	1	12	214
Jefferson	259	317	21	16	613
Jennings	97	110	3	20	230
Johnson	364	230	17	9	620
Knox	157	101	5	6	269
Kosciusko	234	75	6	42	357
LaGrange	78	42	3	45	168
LaPorte	369	244	0	0	613
Lake	877	291	24	60	1252
Lawrence	223	70	5	4	302

Madison	1139	529	19	7	1694
Marion	4626	2986	52	20	7684
Marshall	251	84	9	16	360
Martin	27	38	2	1	68
Miami	65	26	7	0	98
Monroe	210	257	7	7	481
Montgomery	144	48	12	8	212
Morgan	184	37	5	49	275
Newton	42	9	1	7	59
Noble	200	63	18	18	299
Ohio	39	13	0	0	52
Orange	99	2	2	5	108
Owen	42	94	3	0	139
Parke	41	14	2	0	57
Perry	86	93	0	6	185
Pike	61	53	4	1	119
Porter	213	43	2	8	266
Posey	142	62	10	0	214
Pulaski	46	33	0	25	104
Putnam	73	46	1	3	123
Randolph	39	12	3	2	56
Ripley	135	31	1	13	180
Rush	56	35	2	6	99
Saint Joseph	899	195	61	79	1234
Scott	125	138	3	6	272
Shelby	224	123	5	10	362
Spencer	49	63	1	0	113
Starke	54	35	1	0	90
Steuben	130	70	5	5	210
Sullivan	71	31	8	7	117
Switzerland	62	16	1	2	81
Tippecanoe	794	358	28	5	1185
Tipton	11	79	0	0	90
Union	13	3	0	1	17
Vanderburgh	1000	273	40	12	1325
Vermillion	62	26	4	5	97
Vigo	378	325	25	4	732
Wabash	211	59	11	9	290
Warren	30	8	4	19	61
Warrick	67	13	4	12	96
Washington	107	10	8	31	156
Wayne	387	35	21	11	454
Wells	127	13	16	3	159
White	66	45	1	3	115
Whitley	128	62	2	22	214
Unknown	38	0	0	0	38
Totals	24179	12042	833	1142	38196

Note:

Jail counts are from September 30, 2024

Population Trend

September 2024 Population Trend Summary

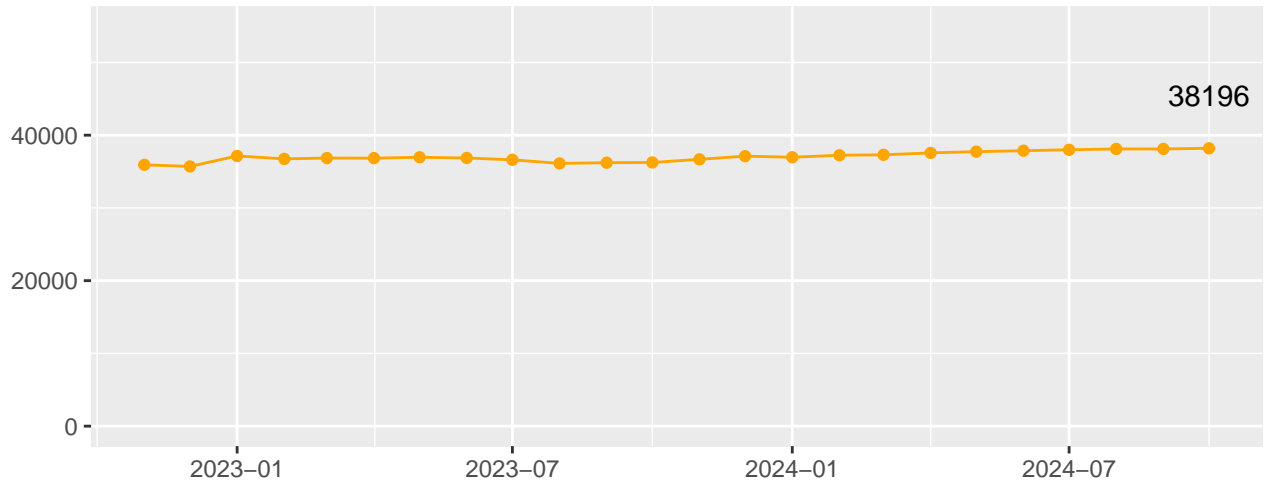
Table 3: Population Trend

Date	DOC Adult	Community Corrections	Jail DOC Contract	Jail Felony F6 Diversions	Total	IDOC Felony F6
11/01/2022	22988	10441	393	2105	35927	
12/01/2022	22932	10325	302	2144	35703	
01/01/2023	22918	11785	432	2010	37145	
02/01/2023	22978	11578	327	1859	36742	
03/01/2023	23052	11647	365	1791	36855	
04/01/2023	23034	11631	423	1757	36845	
05/01/2023	23151	11631	423	1757	36962	
06/01/2023	22830	11627	618	1789	36864	
07/01/2023	22503	11542	850	1719	36614	
08/01/2023	22401	11438	710	1573	36122	
09/01/2023	22381	11472	696	1668	36217	
10/01/2023	22454	11520	598	1679	36251	
11/01/2023	22768	11606	702	1602	36678	
12/01/2023	22936	11775	871	1536	37118	
01/01/2024	23136	11608	944	1278	36966	
02/01/2024	23374	11633	863	1374	37244	
03/01/2024	23620	11633	771	1276	37300	
04/01/2024	23787	11775	741	1264	37567	
05/01/2024	23854	11800	793	1292	37739	
06/01/2024	24026	11772	810	1257	37865	1507
07/01/2024	24147	11750	818	1284	37999	1527
08/01/2024	24276	11877	766	1186	38105	1574
09/01/2024	24178	11980	766	1186	38110	1546
10/01/2024	24179	12042	833	1142	38196	1533

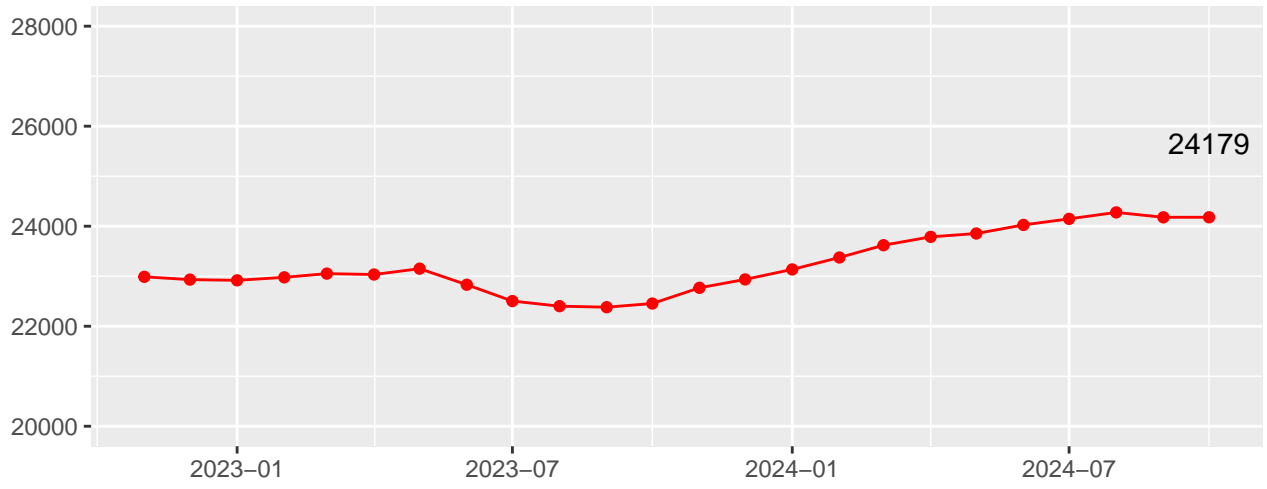
Note:

Jail counts are from September 30, 2024

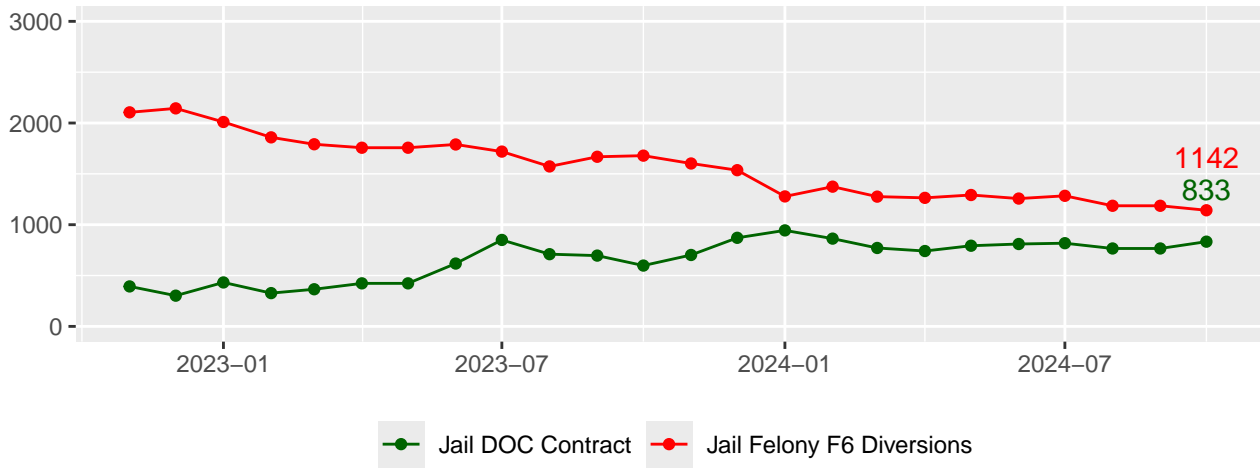
Total Population Trend



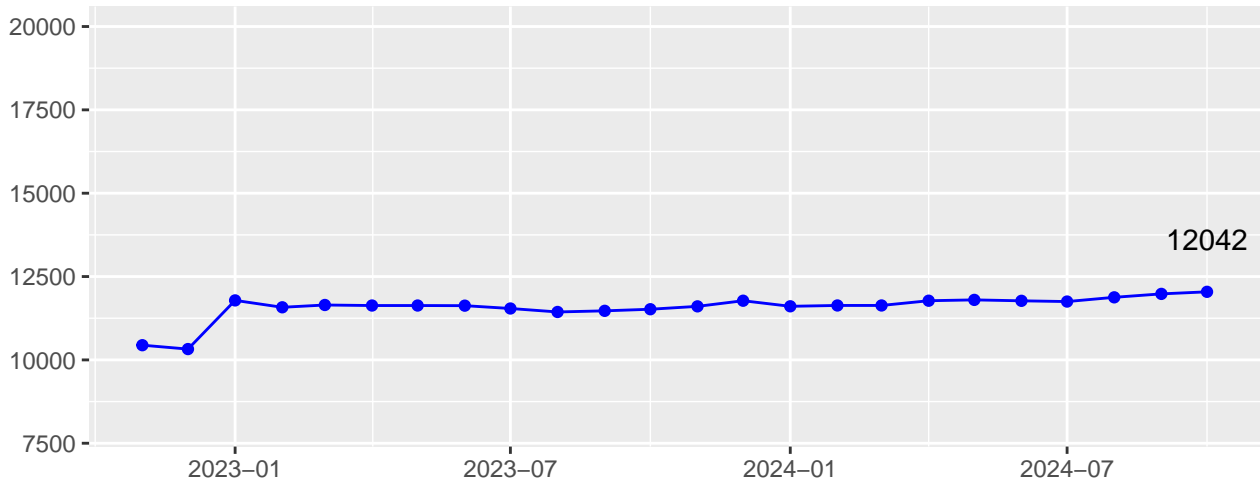
DOC Population Trend



Jail Population Trend



Community Corrections Population Trend



DOC Facility Population & Capacity

September 2024 Population & Capacity By Facility

Table 4: Inmates Housed and Bed Capacity by Facility

UNIT	ASSIGNED	BEDS	CAPACITY
Branchville Correctional Facility	1491	1531	97.39
Chain Olakes Correctional Facility	93	109	85.32
Correctional Industrial Facility	1180	1224	96.41
Edinburgh Correctional Facility	288	315	91.43
Heritage Trail Correctional Facility	884	927	95.36
Indiana State Prison	2390	2466	96.92
Indiana Womens Prison	683	723	94.47
Madison Correctional Facility	813	914	88.95
Miami Correctional Facility	1806	2021	89.36
New Castle Correctional Facility	2972	3092	96.12
Pendleton Correctional Facility	1499	1575	95.17
Plainfield Correctional Facility	1590	1628	97.67
Putnamville Correctional Facility	2015	2111	95.45
Reception Diagnostic Center	585	688	85.03
Rockville Correctional Facility	894	1052	84.98
South Bend Community Re-Entry Center	128	156	82.05
Wabash Valley Correctional Facility	2038	2113	96.45
Wcc - Community Pi/Tc Starke Co Jail	14	22	63.64
Westville Correctional Facility	2656	2744	96.79
Total	24019	25411	94.52

Note:

Operational Bed Capacity includes beds that are occupied, available, held, and down

Notes Page

- (1) Benton, Franklin, & Newton are not state established Community Corrections programs under IC 11-12. As of February 2022, the Community Corrections population reflects the number of active individuals by their county of commitment on the last Tuesday of the month. This population includes all pre & post convictions and excludes Community Transition Program (CTP) and Juveniles.
- (2) Community Corrections data for county of commitment as of 09/01/2024.
- (3) As of January 1, 2021, all Marion County Community Corrections Pretrial participants were transferred to Marion County Probation for supervision, resulting in a significant decrease in the total population. As of January 1, 2023 Pretrial participants were transferred back to Marion County Community Corrections for supervision, resulting in a significant increase in the total population.
- (4) As of January 2022, all Community Corrections data is self-reported and uniformly collected under the Supervised Release System (SRS). Community Corrections population may be supervised by other county agencies than their county of commitment. Community Corrections agencies may also administer or oversee additional types of services, treatments, or grant programs as part of the Community Corrections & Justice Reinvestment Grants (i.e., Probation, Pretrial Services, Court Recidivism Reduction Programs, Prosecutor's Diversion, and Jail Treatment programs) that are not reflected in this data as of 1/1/2020.
- (5) IDOC Felony F6 is the count of offenders whose most serious offense is a felony level F6 currently housed in an IDOC facility.

Adult Admission Trend: Old vs New Felony Levels

(Chart does not include Murder)

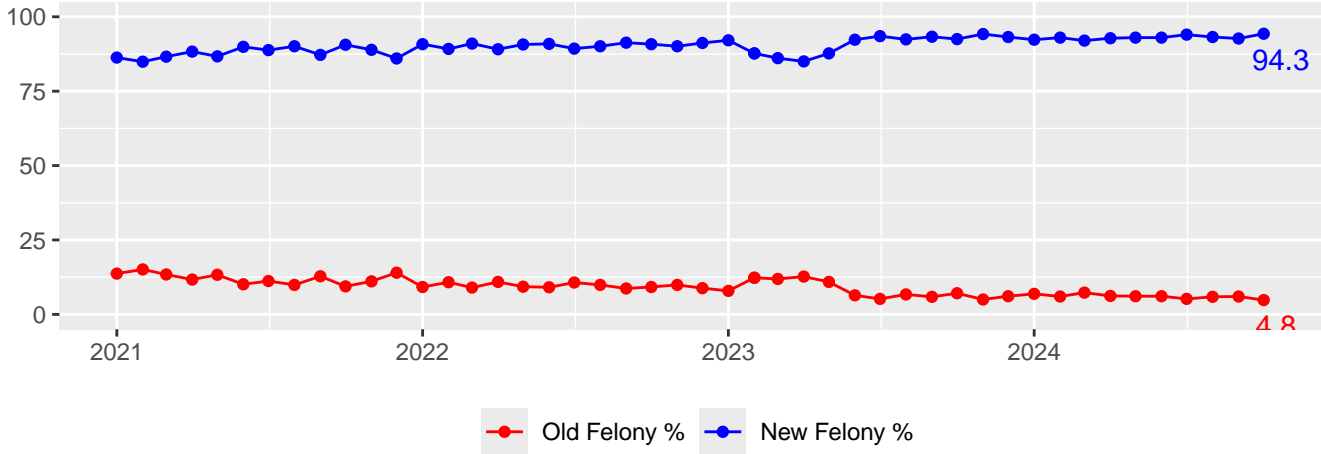


Table 5: Adult Admission Trend: Old vs New Felony Levels

Date	Old	New	Murder	Total	Old Felony %	New Felony %
August 2024	75	1163	16	1254	6%	92.7%
September 2024	59	1167	11	1237	4.8%	94.3%

Facility Population: New Felony Levels

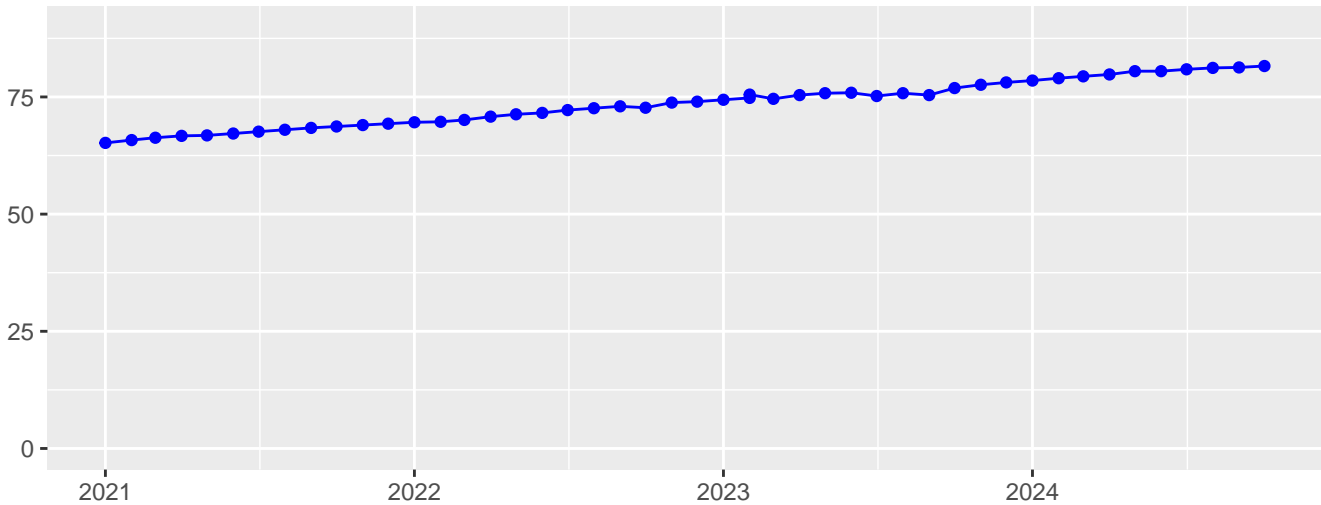
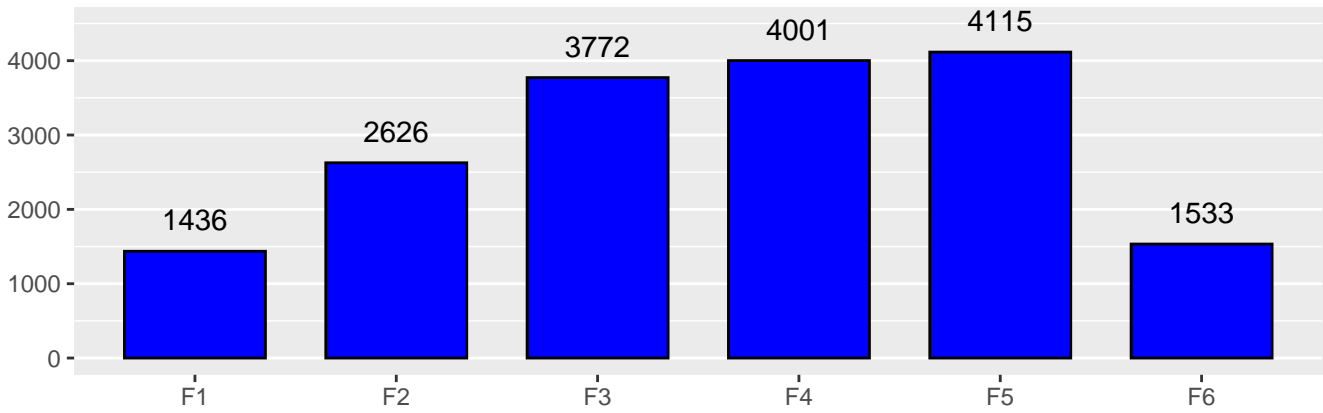


Table 6: Facility Population: New Felony Levels

Date	Old	New	Murder	Total	Old Felony %	New Felony %
August 2024	4016	17427	2699	24142	18.7%	81.3%
September 2024	3949	17483	2709	24141	18.4%	81.6%

Distribution of New Felony Levels by Most Serious Offense



Admission and Release Totals

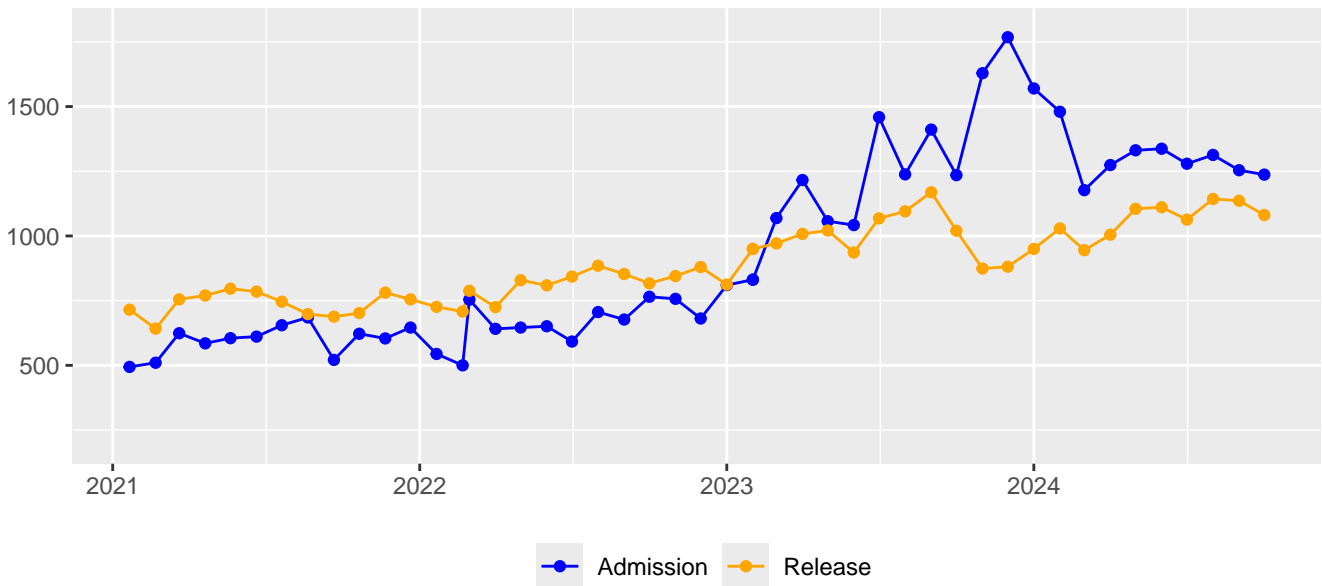


Table 7: Admission Totals

Date	New Commit	Technical	Other	Total Admissions
August 2024	777	370	107	1254
September 2024	813	330	94	1237

Table 8: Release Totals

Date	Parole	Probation	Discharge	CTP	Community Corrections	Other	Total Releases
August 2024	534	287	211	91	47	13	1136
September 2024	505	294	187	88	36	7	1081

Facility Capacity by Security Level

