

Indiana Department of Correction
November 2024

Offender Population Report

Prepared for the Justice Reinvestment Advisory Council
and State Budget Committee

Christina Reagle, Commissioner



Contents

Admissions	2
County of Commit	6
Population Trend	8
DOC Facility Population & Capacity	11
Notes Page	12

Admissions

October 2024 Admissions by Most Serious Offense

Table 1: Monthly Admissions by Most Serious Offense

Most Serious Offense	F1	F2	F3	F4	F5	F6	FA	FB	FC	FD	M	Total
Aggravated Battery	0	0	16	0	0	0	0	0	0	0	0	16
Aiding Deal Controlled Substance Result Death	1	0	0	0	0	0	0	0	0	0	0	1
Aiding Dealing In Cocaine Or Narcotic Drug	0	0	0	0	1	0	0	0	0	0	0	1
Armed Robbery-Taking Property By Force Or Threatening Use Of Force While Armed	0	0	2	0	0	0	0	0	0	0	0	2
Arson	0	0	0	1	0	0	0	1	0	0	0	2
Arson - Pecuniary Loss Gt \$250 Lt \$5,000	0	0	0	0	0	1	0	0	0	0	0	1
Attempted Attempted Murder	0	0	0	0	0	0	1	0	0	0	0	1
Attempted Burglary	0	0	0	0	0	0	0	0	1	0	0	1
Attempted Child Molesting	0	0	0	0	0	0	1	0	0	0	0	1
Attempted Escape	0	0	0	0	1	0	0	0	0	0	0	1
Attempted Murder	6	0	0	0	0	0	0	0	0	0	0	6
Attempted Possession Of A Destructive Device	0	0	0	0	1	0	0	0	0	0	0	1
Attempted Rape	0	0	0	0	0	0	1	0	0	0	0	1
Attempted Robbery	0	0	0	0	1	0	0	0	0	0	0	1
Attempted Robbery (Armed Or Bodily Injury)	0	0	0	0	0	0	0	1	0	0	0	1
Auto Theft-Same 7054, But Defendant Has A Prior For Either Theft Of An Auto	0	0	0	0	1	0	0	0	0	0	0	1
Auto Theft-Theft Of An Entire Motor Vehicle	0	0	0	0	0	12	0	0	0	0	0	12
Auto Theft, Receiving Stolen Auto Parts	0	0	0	0	0	1	0	0	0	0	0	1
Auto Theft, Same 8265, Prior Conviction For Either Theft Of An Auto Or Auto Parts	0	0	0	0	3	0	0	0	0	0	0	3
Battery	0	0	0	0	18	6	0	0	0	0	0	24
Battery Against A Public Safety Official	0	0	0	0	4	0	0	0	0	0	0	4
Battery On A Person Less Than 14yo	0	0	0	0	2	0	0	0	0	0	0	2
Battery On A Public Safety Official	0	0	0	0	0	1	0	0	0	0	0	1
Battery Resulting In Moderate Bodily Injury	0	0	0	0	0	1	0	0	0	0	0	1
Battery Resulting In Serious Bodily Injury	0	0	0	0	1	0	0	0	0	0	0	1
Battery W/Bodily Injury To A Public Safety Officer	0	0	0	0	2	0	0	0	0	0	0	2
Burglary	1	1	1	25	26	0	0	4	0	0	0	58
Carrying A Handgun W/O License, Def Has A Prior Conviction For Carrying C/O License.	0	0	0	0	3	0	0	0	0	0	0	3
Child Exploitation	0	0	0	5	0	0	0	0	0	0	0	5
Child Molesting	9	0	4	12	0	0	7	6	0	0	0	38
Child Solicitation	0	0	0	0	3	0	0	0	0	0	0	3
Conspiracy	0	0	0	0	0	0	1	0	0	0	0	1
Conspiracy Robbery	0	0	0	0	1	0	0	0	0	0	0	1
Conspiracy Robbery (Armed Or Bodily Injury)	0	0	1	0	0	0	0	0	0	0	0	1
Corrupt Business Influence	0	0	0	0	3	0	0	0	0	0	0	3
Criminal Confinement	0	0	5	1	7	1	0	0	0	0	0	14
Criminal Confinement Resulting In Bodily Injury	0	0	0	0	4	0	0	0	0	0	0	4
Criminal Deviate Conduct	0	0	0	0	0	0	1	0	0	0	0	1
Criminal Recklessness, Def. Shoots Firearm Into A Building.	0	0	0	0	3	0	0	0	0	0	0	3
Criminal Trespass	0	0	0	0	0	3	0	0	0	0	0	3
Danger Poss Firearm Child Prev Conv/Adj	0	0	0	0	2	0	0	0	0	0	0	2
Deadly Weapon On Aircraft	0	0	0	1	0	0	0	0	0	0	0	1
Deal Controlled Substance Result Death	2	0	0	0	0	0	0	0	0	0	0	2

Dealing A Sched I, Ii, Iii Control Subst	0	2	1	2	2	0	0	0	0	0	0	7
Dealing In A Sched I,Ii Or Iii Contr Sub	0	0	0	0	0	0	0	3	0	0	0	3
Dealing In Cocaine Or Narcotic Drug	0	7	12	13	4	0	0	2	0	0	0	38
Dealing In Marijuana, Hash Oil, Hashish	0	0	0	0	2	0	0	0	0	0	0	2
Dealing In Methamphetamine	0	21	17	11	6	0	0	1	0	0	0	56
Dealing In Sched Iv Controlled Substance	0	0	0	0	1	0	0	0	0	0	0	1
Disarming A Law Enforcement Officer	0	0	0	0	1	0	0	0	0	0	0	1
Dissemination Of Matter Harmful To Minor	0	0	0	0	0	1	0	0	0	0	0	1
Domestic Battery	0	0	0	0	0	11	0	0	0	0	0	11
Domestic Battery-Def Has Been Previously Convicted Of Battery Or Strangulation	0	0	0	0	8	0	0	0	0	0	0	8
Domestic Battery By Means Of A Deadly Weapon	0	0	0	0	7	0	0	0	0	0	0	7
Domestic Battery Committed In The Presence Of A Child Less Than 16	0	0	0	0	0	4	0	0	0	0	0	4
Domestic Battery In Violation Of A No Contact Order	0	0	0	0	0	1	0	0	0	0	0	1
Domestic Battery On A Person Less Than 14 Years Old	0	0	0	0	0	1	0	0	0	0	0	1
Domestic Battery Resulting In Moderate Bodily Injury	0	0	0	0	0	3	0	0	0	0	0	3
Domestic Battery Resulting In Sbi	0	0	0	0	3	0	0	0	0	0	0	3
Domestic Battery W/Bodily Injury Person Under 14	0	0	0	0	3	0	0	0	0	0	0	3
Domestic Battery With Injury To A Pregnant Woman.	0	0	0	0	4	0	0	0	0	0	0	4
Domestic Battery With Prev Battery Conv	0	0	0	0	3	0	0	0	0	0	0	3
Driving Whl/Suspended Resulting In Injur	0	0	0	0	0	2	0	0	0	0	0	2
Escape	0	0	0	0	6	4	0	0	0	0	0	10
Escape-Def Violates Home Detention Or Removes An Electronic Device	0	0	0	0	0	7	0	0	0	0	0	7
Fail To Stop After Acc - Ser Body Injury	0	0	1	0	0	0	0	0	0	0	0	1
Failure To Appear	0	0	0	0	0	2	0	0	0	0	0	2
Failure To Register As A Sex Offender	0	0	0	0	12	2	0	0	0	0	0	14
Failure To Remain At The Scene Of An Accident Resulting In Death	0	0	0	1	0	0	0	0	0	0	0	1
Failure To Return To Lawful Detention	0	0	0	0	0	4	0	0	0	0	0	4
Fraud	0	0	0	0	2	1	0	0	0	1	0	4
Fraud On A Financial Institution	0	0	0	0	1	0	0	0	0	0	0	1
Handgun Violation (Felony Within 15 Yrs)	0	0	0	0	7	0	0	0	0	0	0	7
Home Improvement Fraud Offenses	0	0	0	0	0	1	0	0	0	0	0	1
Identity Deception	0	0	0	0	0	1	0	0	0	0	0	1
Incest	0	0	0	0	1	0	0	1	0	0	0	2
Institutional Criminal Mischief	0	0	0	0	0	1	0	0	0	0	0	1
Intimidation	0	0	0	0	12	8	0	0	0	0	0	20
Invasion Of Privacy	0	0	0	0	0	7	0	0	0	0	0	7
Kidnapping	0	0	1	1	2	0	0	0	0	0	0	4
Leaving Accident Scene - Ser Bodily Inj	0	0	0	1	0	0	0	0	0	0	0	1
Leaving Scene Of An Acc - Moderate Or Ser Bodily Inj	0	0	0	0	0	2	0	0	0	0	0	2
Murder	0	0	0	0	0	0	0	0	0	0	10	10
Neglect Of A Dependent	0	0	0	0	0	2	0	0	0	0	0	2
Neglect Of A Dependent Resulting In Bodily Injury	0	0	0	0	4	0	0	0	0	0	0	4
Neglect Of A Dependent W/ Serious Injury	0	0	2	0	0	0	0	0	0	0	0	2
Neglect Of Dependent Resulting In Death	1	0	0	0	0	0	0	0	0	0	0	1
Non Support Dep Child - Prev Conviction	0	0	0	0	2	0	0	0	0	0	0	2
Non Support Of Dependent Child	0	0	0	0	0	0	0	0	1	0	0	1

Obstruction Of Justice	0	0	0	0	2	1	0	0	0	0	0	3
Op Veh/Habitual Traf Viol Cause Inj/Dth	0	0	0	0	1	0	0	0	0	0	0	1
Oper Veh - Intox - Prior Conviction	0	0	0	0	0	12	0	0	0	0	0	12
Oper Veh - Intox - Result - Death	0	0	0	2	0	0	0	0	0	0	0	2
Oper Veh - Intox - Result - Ser Body Inj	0	0	0	1	4	0	0	0	0	0	0	5
Oper Veh .08 Or More - Prior Conviction	0	0	0	0	0	5	0	0	0	0	0	5
Oper Vehicle - Intox - Prev Conviction	0	0	0	0	0	4	0	0	0	0	0	4
Operate Vehicle After Suspended For Life	0	0	0	0	12	0	0	0	1	0	0	13
Operating A Vehicle Intoxicated: Endangering A Person	0	0	0	0	0	3	0	0	0	0	0	3
Operating A Vehicle While Intoxicated: Endangering A Person Less Than 18yrs	0	0	0	0	0	3	0	0	0	0	0	3
Operating Veh W/Ace Of .15 Or More W/Pass Under 18/At Least 21	0	0	0	0	0	1	0	0	0	0	0	1
Operating Vehicle-Habit Traffic Violator	0	0	0	0	0	5	0	0	0	0	0	5
Organized Retail Theft-Exercises Unauth. Control Over Property	0	0	0	0	0	1	0	0	0	0	0	1
Owi- Death/Injury - W/ Ctrl Sub Schd 1,2	0	0	0	2	0	0	0	0	0	0	0	2
Pointing A Firearm	0	0	0	0	0	1	0	0	0	0	0	1
Possess Child Porn W/ Aggravating Factor Found In 35-42-4-4(E)(1)	0	0	0	0	3	0	0	0	0	0	0	3
Possession Dangerous Device	0	0	0	0	2	0	0	0	0	0	0	2
Possession Of A Machine Gun Or Bomb	0	0	0	0	2	0	0	0	0	0	0	2
Possession Of A Syringe	0	0	0	0	0	1	0	0	0	0	0	1
Possession Of Child Pornography	0	0	0	0	3	0	0	0	0	0	0	3
Possession Of Cocaine Or Narcotic Drug	0	0	4	4	15	17	0	0	0	0	0	40
Possession Of Controlled Substance	0	0	0	0	0	2	0	0	0	0	0	2
Possession Of Methamphetamine	0	0	9	19	28	63	0	0	0	0	0	119
Possession Of Syringes Or Needles	0	0	0	0	0	10	0	0	0	0	0	10
Possession Or Use Of Legend Drug	0	0	0	0	0	4	0	0	0	0	0	4
Rape	0	0	7	0	0	0	2	3	0	0	0	12
Reckless Homicide	0	0	0	0	4	0	0	0	0	0	0	4
Residential Entry	0	0	0	0	0	7	0	0	0	0	0	7
Resisting Law Enforcement	0	0	0	0	6	12	0	0	0	0	0	18
Robbery	0	0	0	0	9	0	0	0	0	0	0	9
Robbery (Armed Or Bodily Injury)	0	0	22	0	0	0	0	2	0	0	0	24
Robbery (Serious Bodily Injury)	0	4	0	0	0	0	1	0	0	0	0	5
Robbery Taking Prop By Force	0	0	5	0	0	0	0	0	0	0	0	5
Sexual Battery	0	0	0	0	0	2	0	0	0	1	0	3
Sexual Misconduct With A Minor	0	0	0	5	4	0	0	4	0	0	0	13
Strangulation	0	0	0	0	0	5	0	0	0	0	0	5
Synthetic Identity Deception	0	0	0	0	0	1	0	0	0	0	0	1
Theft-Use When Property Stolen Is A Firearm	0	0	0	0	3	0	0	0	0	0	0	3
Theft Receiving Stolen Property	0	0	0	0	3	0	0	0	0	0	0	3
Theft Where Value Of Property Is Between \$750-\$50k	0	0	0	0	0	7	0	0	0	0	0	7
Theft,Receiving Stolen Property	0	0	0	0	1	27	0	0	0	0	0	28
Theft; Prior Unrelated Conviction For Theft Or Conversion	0	0	0	0	0	4	0	0	0	0	0	4
Unlawful Carrying Of A Handgun-Prior Conviction Under This Section	0	0	0	0	19	0	0	0	0	0	0	19
Unlawful Firearm Poss By Serious Felon	0	0	0	41	0	0	0	0	0	0	0	41
Voluntary Manslaughter	0	5	0	0	0	0	1	0	0	0	0	6
Totals	20	40	110	148	301	289	16	28	3	2	10	967

County of Commit

October 2024 County of Commit

Table 2: County of Commitment

County	DOC	Community Corrections	Jail DOC Contract	Jail Felony F6 Diversions	County Totals
Adams	116	50	4	23	193
Allen	1843	497	31	14	2385
Bartholomew	214	136	5	13	368
Benton	30	4	0	5	39
Blackford	66	51	1	8	126
Boone	167	105	7	17	296
Brown	45	13	24	6	88
Carroll	68	52	0	0	120
Cass	208	113	4	7	332
Clark	169	106	8	24	307
Clay	84	146	1	8	239
Clinton	155	66	6	25	252
Crawford	28	9	0	3	40
Daviess	74	132	9	5	220
Dearborn	267	52	12	20	351
Decatur	180	23	9	21	233
Dekalb	175	48	8	6	237
Delaware	375	173	20	5	573
Dubois	103	103	3	0	209
Elkhart	1198	363	52	7	1620
Fayette	142	89	0	11	242
Floyd	158	82	0	0	240
Fountain	40	34	1	3	78
Franklin	36	1	3	5	45
Fulton	72	31	1	11	115
Gibson	117	37	10	13	177
Grant	269	81	6	17	373
Greene	128	33	11	30	202
Hamilton	306	399	28	25	758
Hancock	106	109	4	21	240
Harrison	100	48	17	9	174
Hendricks	280	153	10	36	479
Henry	201	34	5	11	251
Howard	306	296	11	47	660
Huntington	307	62	10	17	396
Jackson	160	103	12	4	279
Jasper	89	49	4	3	145
Jay	186	7	1	12	206
Jefferson	258	314	21	16	609
Jennings	97	110	3	20	230
Johnson	370	239	17	9	635
Knox	151	99	5	6	261
Kosciusko	228	80	6	42	356
LaGrange	78	48	3	45	174
LaPorte	371	244	0	0	615
Lake	882	304	24	60	1270
Lawrence	226	65	5	4	300

Madison	1145	519	19	7	1690
Marion	4648	2949	52	20	7669
Marshall	257	86	9	16	368
Martin	29	38	2	1	70
Miami	73	25	7	0	105
Monroe	217	273	7	7	504
Montgomery	154	45	12	8	219
Morgan	184	37	5	49	275
Newton	41	8	1	7	57
Noble	210	63	18	18	309
Ohio	38	11	0	0	49
Orange	95	2	2	5	104
Owen	44	93	3	0	140
Parke	36	13	2	0	51
Perry	87	90	0	6	183
Pike	68	48	4	1	121
Porter	223	41	2	8	274
Posey	141	62	10	0	213
Pulaski	45	31	0	25	101
Putnam	71	40	1	3	115
Randolph	38	11	3	2	54
Ripley	128	25	1	13	167
Rush	55	34	2	6	97
Saint Joseph	924	191	61	79	1255
Scott	124	152	3	6	285
Shelby	225	103	5	10	343
Spencer	47	68	1	0	116
Starke	51	29	1	0	81
Steuben	131	77	5	5	218
Sullivan	79	30	8	7	124
Switzerland	63	14	1	2	80
Tippecanoe	815	380	28	5	1228
Tipton	11	81	0	0	92
Union	12	4	0	1	17
Vanderburgh	1004	268	40	12	1324
Vermillion	64	25	4	5	98
Vigo	377	332	25	4	738
Wabash	208	58	11	9	286
Warren	34	9	4	19	66
Warrick	67	12	4	12	95
Washington	114	9	8	31	162
Wayne	393	29	21	11	454
Wells	138	15	16	3	172
White	67	43	1	3	114
Whitley	134	55	2	22	213
Unknown	35	0	0	0	35
Totals	24373	11921	833	1142	38269

Note:

Jail counts are from September 30, 2024

Population Trend

October 2024 Population Trend Summary

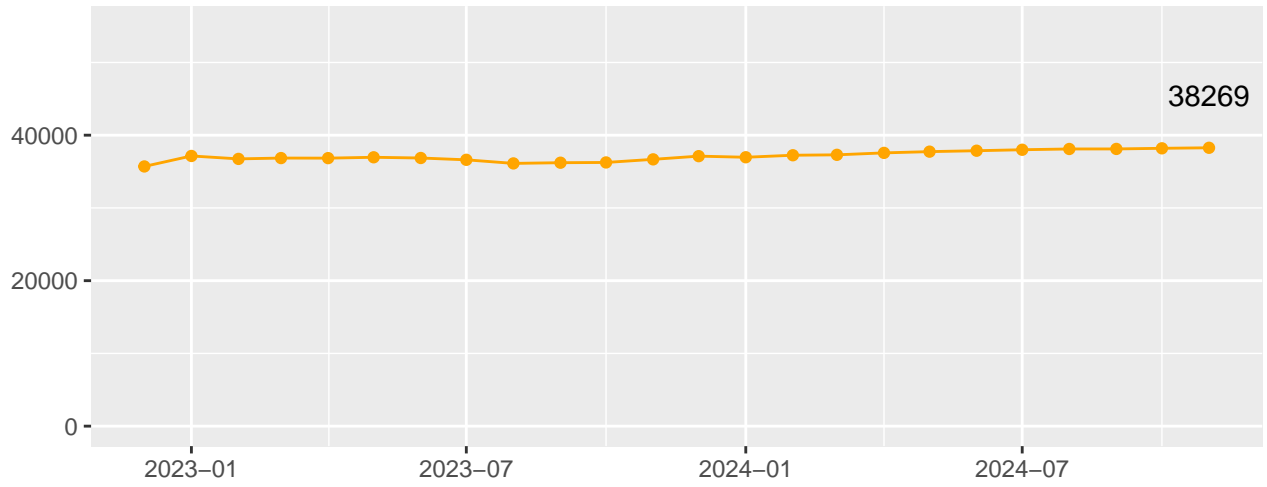
Table 3: Population Trend

Date	DOC Adult	Community Corrections	Jail DOC Contract	Jail Felony F6 Diversions	Total	IDOC Felony F6
12/01/2022	22932	10325	302	2144	35703	
01/01/2023	22918	11785	432	2010	37145	
02/01/2023	22978	11578	327	1859	36742	
03/01/2023	23052	11647	365	1791	36855	
04/01/2023	23034	11631	423	1757	36845	
05/01/2023	23151	11631	423	1757	36962	
06/01/2023	22830	11627	618	1789	36864	
07/01/2023	22503	11542	850	1719	36614	
08/01/2023	22401	11438	710	1573	36122	
09/01/2023	22381	11472	696	1668	36217	
10/01/2023	22454	11520	598	1679	36251	
11/01/2023	22768	11606	702	1602	36678	
12/01/2023	22936	11775	871	1536	37118	
01/01/2024	23136	11608	944	1278	36966	
02/01/2024	23374	11633	863	1374	37244	
03/01/2024	23620	11633	771	1276	37300	
04/01/2024	23787	11775	741	1264	37567	
05/01/2024	23854	11800	793	1292	37739	
06/01/2024	24026	11772	810	1257	37865	1507
07/01/2024	24147	11750	818	1284	37999	1527
08/01/2024	24276	11877	766	1186	38105	1574
09/01/2024	24178	11980	766	1186	38110	1546
10/01/2024	24179	12042	833	1142	38196	1533
11/01/2024	24373	11921	833	1142	38269	1603

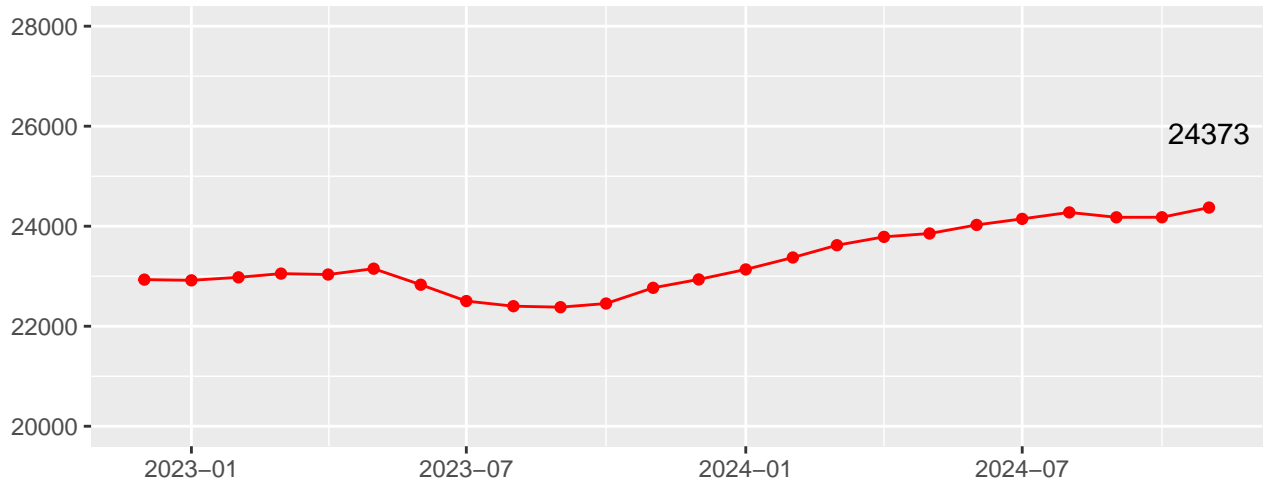
Note:

Jail counts are from September 30, 2024

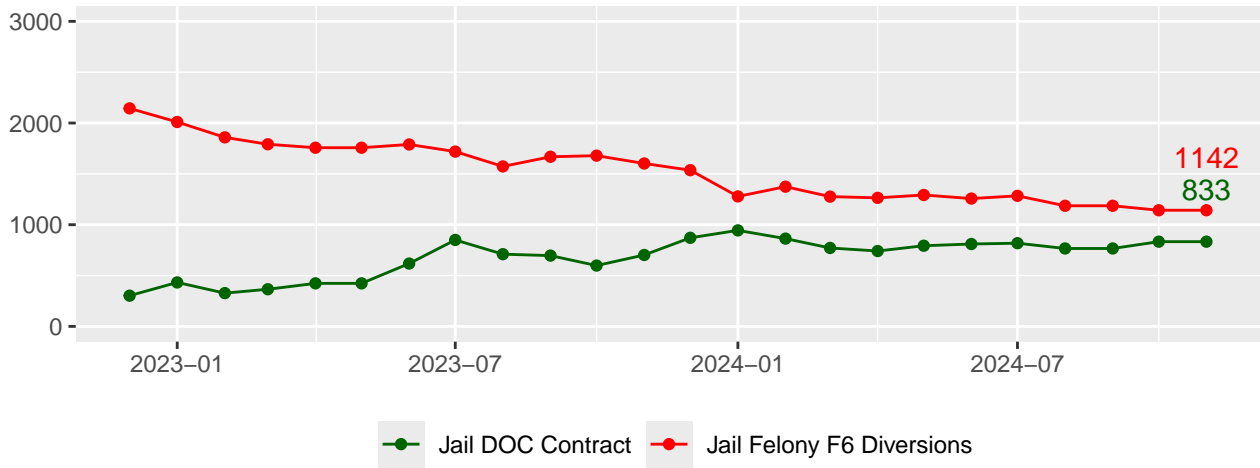
Total Population Trend



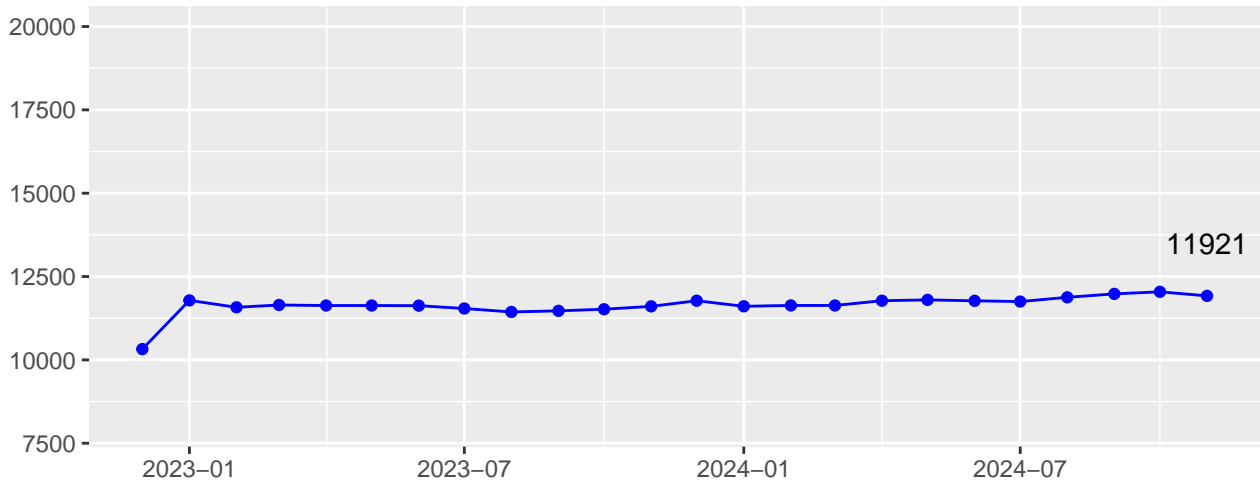
DOC Population Trend



Jail Population Trend



Community Corrections Population Trend



DOC Facility Population & Capacity

October 2024 Population & Capacity By Facility

Table 4: Inmates Housed and Bed Capacity by Facility

UNIT	ASSIGNED	BEDS	CAPACITY
Branchville Correctional Facility	1498	1531	97.84
Chain Olakes Correctional Facility	87	109	79.82
Correctional Industrial Facility	1201	1224	98.12
Edinburgh Correctional Facility	294	314	93.63
Heritage Trail Correctional Facility	883	928	95.15
Indiana State Prison	2404	2462	97.64
Indiana Womens Prison	674	721	93.48
Lake County Re-Entry Center	1	1	100.00
Madison Correctional Facility	811	906	89.51
Miami Correctional Facility	1819	1844	98.64
New Castle Correctional Facility	2972	3085	96.34
Pendleton Correctional Facility	1519	1600	94.94
Plainfield Correctional Facility	1587	1628	97.48
Putnamville Correctional Facility	2009	2102	95.58
Reception Diagnostic Center	639	685	93.28
Rockville Correctional Facility	944	1098	85.97
South Bend Community Re-Entry Center	116	153	75.82
Wabash Valley Correctional Facility	2039	2124	96.00
Wcc - Community Pi/Tc Starke Co Jail	13	18	72.22
Westville Correctional Facility	2665	2744	97.12
Total	24175	25277	95.64

Note:

Operational Bed Capacity includes beds that are occupied, available, held, and down

Notes Page

- (1) Benton, Franklin, & Newton are not state established Community Corrections programs under IC 11-12. As of February 2022, the Community Corrections population reflects the number of active individuals by their county of commitment on the last Tuesday of the month. This population includes all pre & post convictions and excludes Community Transition Program (CTP) and Juveniles.
- (2) Community Corrections data for county of commitment as of 10/01/2024.
- (3) As of January 1, 2021, all Marion County Community Corrections Pretrial participants were transferred to Marion County Probation for supervision, resulting in a significant decrease in the total population. As of January 1, 2023 Pretrial participants were transferred back to Marion County Community Corrections for supervision, resulting in a significant increase in the total population.
- (4) As of January 2022, all Community Corrections data is self-reported and uniformly collected under the Supervised Release System (SRS). Community Corrections population may be supervised by other county agencies than their county of commitment. Community Corrections agencies may also administer or oversee additional types of services, treatments, or grant programs as part of the Community Corrections & Justice Reinvestment Grants (i.e., Probation, Pretrial Services, Court Recidivism Reduction Programs, Prosecutor's Diversion, and Jail Treatment programs) that are not reflected in this data as of 1/1/2020.
- (5) IDOC Felony F6 is the count of offenders whose most serious offense is a felony level F6 currently housed in an IDOC facility.

Adult Admission Trend: Old vs New Felony Levels

(Chart does not include Murder)

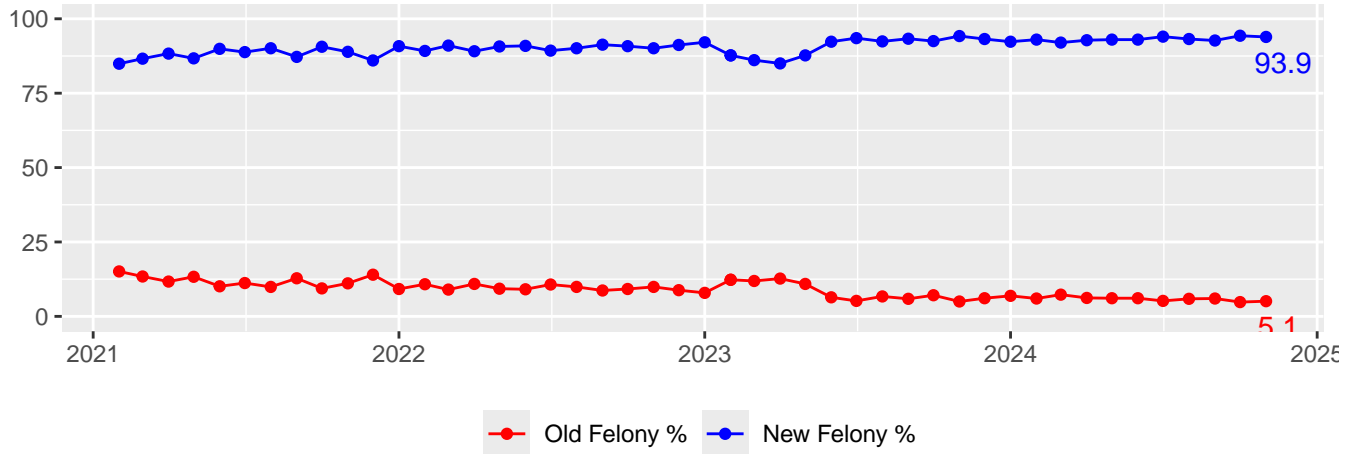


Table 5: Adult Admission Trend: Old vs New Felony Levels

Date	Old	New	Murder	Total	Old Felony %	New Felony %
September 2024	59	1167	11	1237	4.8%	94.3%
October 2024	49	908	10	967	5.1%	93.9%

Facility Population: New Felony Levels

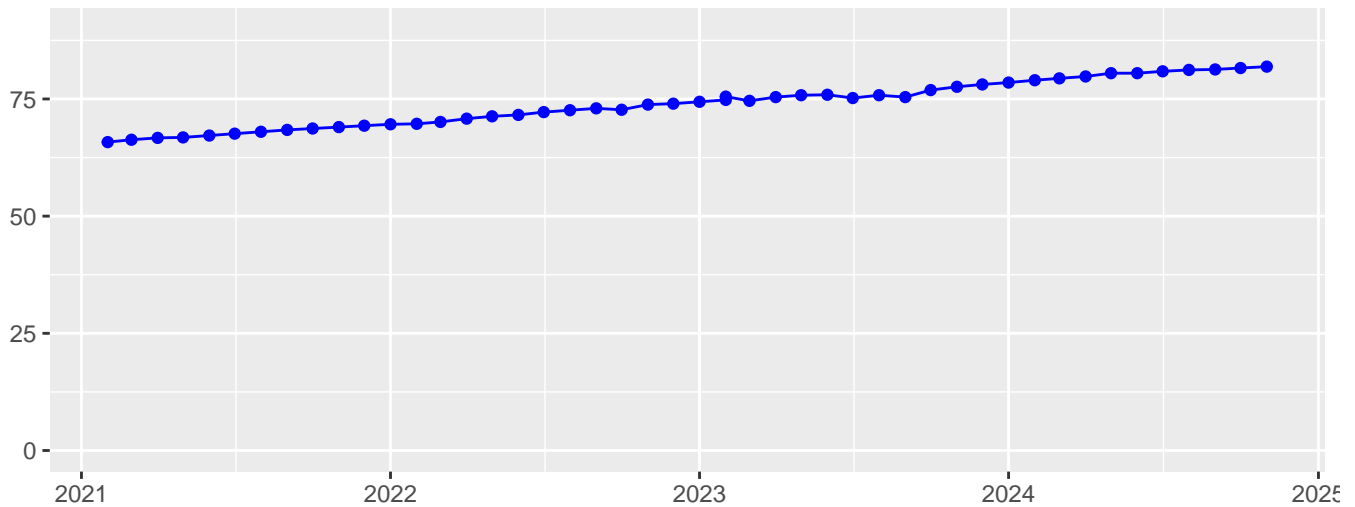
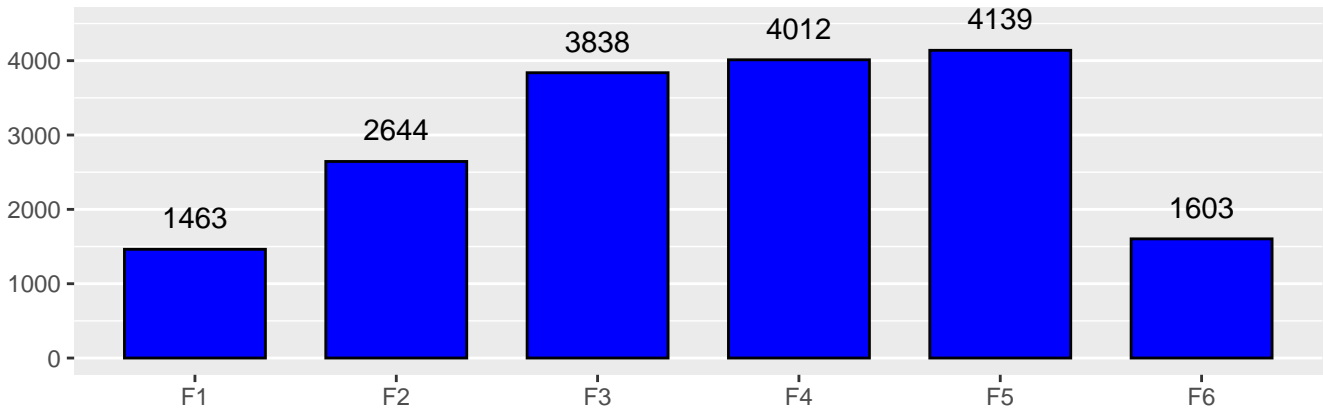


Table 6: Facility Population: New Felony Levels

Date	Old	New	Murder	Total	Old Felony %	New Felony %
September 2024	3949	17483	2709	24141	18.4%	81.6%
October 2024	3917	17699	2722	24338	18.1%	81.9%

Distribution of New Felony Levels by Most Serious Offense



Admission and Release Totals

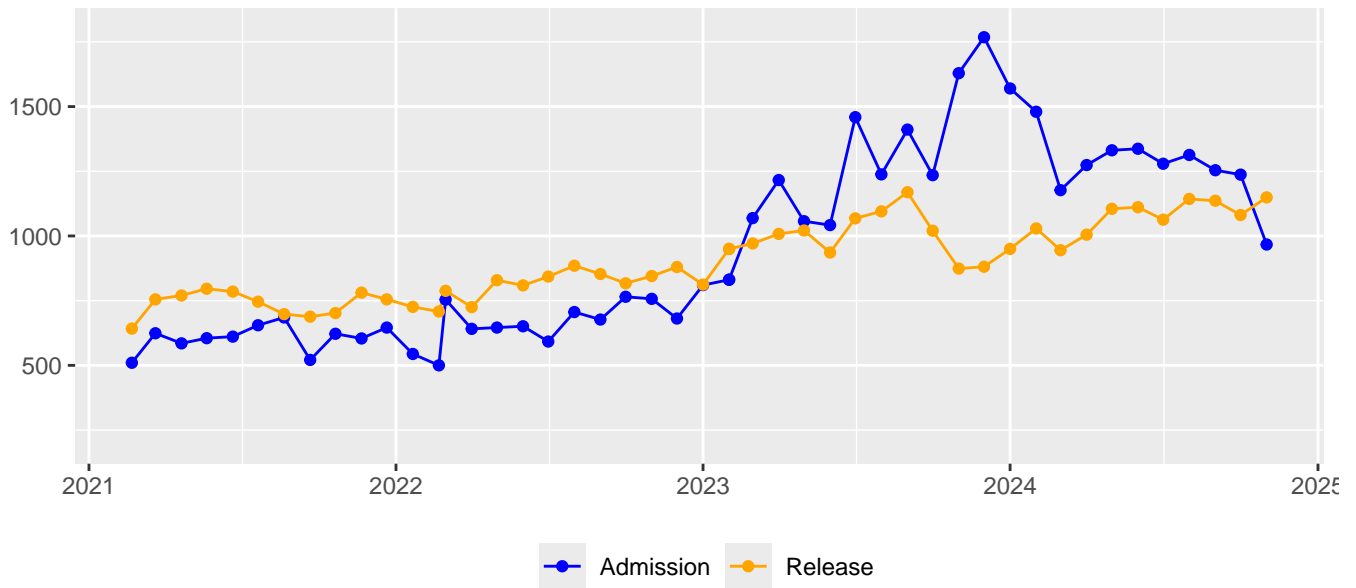


Table 7: Admission Totals

Date	New Commit	Technical	Other	Total Admissions
September 2024	813	330	94	1237
October 2024	622	278	67	967

Table 8: Release Totals

Date	Parole	Probation	Discharge	CTP	Community Corrections	Other	Total Releases
September 2024	505	294	187	88	36	7	1081
October 2024	516	305	234	90	38	4	1149

Facility Capacity by Security Level

