


Indiana Department of Correction

Division of Data Science and Analytics



Offender Population Statistical Report

- March 2025 -

Lloyd Arnold, Commissioner

**Indiana Department of Correction
Indiana Government Center South, Room E334
302 W. Washington Street
Indianapolis, IN 46204**

**Prepared by:
Ireland Straub
Operations Analyst
istraub@idoc.in.gov**

This report and previous reports may be found at:

<http://www.in.gov/idoc/2376.htm>



Contents

| | |
|--|-----------|
| Definitions | 1 |
| Population Summary | 3 |
| Human Resource Report | 4 |
| Offender Statistics for March 2025 | 7 |
| Current Facility Offender Population | 7 |
| Monthly Facility Population | 9 |
| Monthly Adult Parole Caseload | 10 |
| Adult Offender Statistics | 13 |
| Monthly Admissions and Releases for March 2025 | 13 |
| Admissions by County of Commit for March 2025 | 14 |
| Release Type by County of Commit for March 2025 | 16 |
| County Jails by County | 20 |
| Community Transition Programs Average Daily Populations | 22 |
| Community Transition Program Release Information | 23 |
| Total Number of Felony Offenses Committed to the Indiana Department of Correction | 24 |
| Number of New Admissions by Most Serious Offense Committed to the Indiana Department of Correction | 32 |
| Population by Most Serious Offense | 40 |
| Average Daily Adult Female Offender Population in 2025 | 41 |
| Adult Females Held in County Jails in 2025 | 42 |
| Average Daily Adult Male Offender Population 2025 | 43 |
| Adult Males Held in County Jails | 44 |
| Juvenile Statistics for March 2025 | 46 |
| Juvenile Admissions and Releases | 46 |
| Juvenile Admissions and Releases by County | 46 |
| Total Number of Committing Offenses for Juveniles Committed to the Indiana Department of Correction | 48 |
| Number of Juvenile Offenders by Most Serious Offense Committed to the Indiana Department of Correction | 50 |
| Juvenile Female New Commitments | 51 |
| Average Daily Juvenile Female Offender Population | 52 |
| Juvenile Male New Commitments | 53 |
| Average Daily Juvenile Male Offender Population for 2025 | 54 |
| Juvenile Parole Caseload for March 2025 | 55 |

Definitions

Definitions

For this report, the following definitions apply:

Admission – The means by which an offender enters the custody or jurisdiction of the Indiana Department of Correction. For this report, except for the return of an escapee, this does not include a return from a temporary absence.

Average Daily Population – The sum of the daily beginning counts for a month, divided by that month's number of daily beginning counts.

Beginning Count – The number of offenders physically present at the beginning of the day (ie, 0000:01 hours).

Class A Felony – An offense whereby a person convicted of this felony shall be imprisoned for a fixed term of thirty years, with not more than twenty years added for aggravating circumstances, or not more than ten years subtracted for mitigating circumstances.

Class B Felony – An offense whereby a person convicted of this felony shall be imprisoned for a fixed term of ten years, with not more than ten years added for aggravating circumstances, or not more than four years subtracted for mitigating circumstances.

Class C Felony – An offense whereby a person convicted of this felony shall be imprisoned for a fixed term of four years, with not more than four years added for aggravating circumstances, or not more than two years subtracted for mitigating circumstances.

Class D Felony – An offense whereby a person convicted of this felony shall be imprisoned for a fixed term of one and one-half years, with not more than one and one-half years added for aggravating circumstances, or not more than one year subtracted for mitigating circumstances.

Class 1 Felony – An offense whereby a person convicted of this felony shall be imprisoned with a sentence range of 20-40 years, with not more than twenty years added as a habitual offender enhancement.

Class 2 Felony – An offense whereby a person convicted of this felony shall be imprisoned with a sentence range of 10-30 years, with not more than twenty years added as a habitual offender enhancement.

Class 3 Felony – An offense whereby a person convicted of this felony shall be imprisoned with a sentence range of 3-16 years, with not more than twenty years added as a habitual offender enhancement.

Class 4 Felony – An offense whereby a person convicted of this felony shall be imprisoned with a sentence range of 2-12 years, with not more than twenty years added as a habitual offender enhancement.

Class 5 Felony – An offense whereby a person convicted of this felony shall be imprisoned with a sentence range of 1-6 years, with not more than six years added as a habitual offender enhancement.

Class 6 Felony – An offense whereby a person convicted of this felony shall be imprisoned with a sentence range of 0.5-2.5 years, with not more than six years added as a habitual offender enhancement.

Contracted Beds - Those offenders who have been committed to the Indiana Department of Correction but are housed in a local work release facility under contract of a 3rd party provider.

County Jail “Back-ups” (Jail Bed Count) – Those offenders who have been committed to the Indiana Department of Correction but are housed in a county jail until they can be transferred to a Department of Correction intake facility. The county receives \$35.00 per day, per offender, to house these offenders.

Ending Count – The number of offenders physically present at the end of the day (i.e., 2400:00 hours).

Felon – A person convicted in any jurisdiction who might have been imprisoned for more than one year.

Murder - An offense whereby a person convicted of this felony shall be imprisoned for a fixed term of fifty-five years, with not more than ten years added for aggravating circumstances, or not more than ten years subtracted for mitigating circumstances.

Operational Capacity – The total bed capacity of the facility. The capacity of a facility is the number of beds authorized for safe and efficient operation of the facility.

Pre-Dispositional – An individual ordered by the Court to the Indiana Department of Correction for evaluation prior to sentencing.

Release – The means by which an offender leaves the custody or jurisdiction of the Indiana Department of Correction. For this report, except for an escapee, this does not include a temporary absence.

Safekeeper – An individual whom the Court has determined to be in imminent danger of serious bodily injury or death, or who represents a substantial threat to the safety of others, and whom the Court has ordered to the Indiana Department of Correction for custody and security control.

Maximum Level Facilities – Maximum security facilities have very restrictive security measures and housing is celled space.

Medium Level Facilities – Medium security facilities have moderate degree of security measures and housing consists of dormitories and celled space.

Minimum Level Facilities – Minimum Security Facilities have the least restrictive security measures and housing is dormitory style. Also included as minimum security are work release program offenders who leave the facility for outside employment but return nightly.

Intake Facilities – Intake facilities are designated to receive newly committed adult offenders. During the intake process each

offender is evaluated through interviews, reports and diagnostic tests. This evaluation forms the basis of the offenders' facility and program assignment.

Secure Housing Units – Denotes maximum control with the most restrictive security measures in place.

Vacancy – The number of beds available for assignment.

Juvenile Diagnostic/Walkthrough – A Juvenile court can order a youth to the Department of Correction to be temporarily committed for not more than 14 days (excluding Saturdays, Sundays, and Legal holidays) for the purpose of an evaluation. The youth must be adjudicated delinquent, and the order must be prior to disposition. The department will send a report to the court of the written findings.

Population Summary

Summary for March 2025

There were NA adult male offenders (including NA county jail “back-ups” and 14 in contracted beds) on April 01, 2025. This population is 11% below the operational bed capacity.

There were NA adult female offenders (including NA county jail “back-ups” and 0 in contracted beds) on April 01, 2025. This population is 14% below the operational bed capacity.

There were 288 juvenile male offenders in the Department’s facilities on April 01, 2025. This population is 51% below the operational bed capacity.

There were 52 juvenile female offenders in the Department’s facilities on April 01, 2025. This population is 16% below the operational bed capacity.

There were 7,114 adult males on parole in Indiana (6,827 Indiana parolees, 222 In-State, and 65 Out-State other jurisdiction parolees) on April 01, 2025.

There were 752 adult females on parole in Indiana (718 Indiana parolees, 30 In-State, and 4 Out-State other jurisdiction parolees) on April 01, 2025.

** There were 374 adults of unrecorded sex on parole in Indiana on April 01, 2025.

There were 672 adults admitted to IDOC (541 males, 124 females, and 7 adults of unrecorded sex) and 1,822 adults released from IDOC (1,571 males and 251 females) in April 2025.

There were 36 juveniles admitted to IDOC (24 males, 12 females, and 0 juveniles of unrecorded sex) and 44 juveniles released from IDOC (29 males and 15 females) in April 2025.

Human Resource Report

Report date March 2025

Table 1: IDOC Human Resource Report

| Facility | Total Staff | Custody | Non-Custody | Vacancies |
|---|-------------|---------|-------------|-----------|
| Branchville Correctional Facility | 248.0 | 168.0 | 80 | 26.0 |
| Central Office | 415.0 | 13.0 | 402 | 62.0 |
| Chain O'Lakes Correctional Facility | 30.0 | 22.0 | 8 | 4.0 |
| Correctional Industrial Facility | 318.0 | 248.0 | 70 | 50.0 |
| Edinburgh Correctional Facility | 75.0 | 57.0 | 18 | 0.0 |
| Heritage Trails Correctional Facility (DOC Staff) | 44.0 | 13.0 | 31 | 22.0 |
| Indiana State Prison | 479.0 | 379.0 | 100 | 89.0 |
| Indiana Women's Prison | 187.0 | 132.0 | 55 | 6.0 |
| LaPorte Juvenile Correctional | 57.0 | 40.0 | 17 | 7.0 |
| Logansport Juvenile Correctional | 168.0 | 113.0 | 55 | 19.0 |
| Madison Correctional Facility | 199.0 | 142.0 | 57 | 16.0 |
| Miami Correctional Facility | 435.0 | 323.0 | 112 | 149.0 |
| New Castle Correctional Facility | 170.5 | 94.5 | 76 | 109.5 |
| Pendleton Correctional Facility | 460.0 | 341.0 | 119 | 60.0 |
| Pendleton Juvenile Correctional | 251.0 | 173.0 | 78 | 40.0 |
| Plainfield Correctional Facility | 347.0 | 259.0 | 88 | 48.0 |
| Putnamville Correctional Facility | 379.0 | 267.0 | 112 | 143.0 |
| Reception-Diagnostic Center | 217.0 | 164.0 | 53 | 23.0 |
| Rockville Correctional Facility | 220.0 | 161.0 | 59 | 46.0 |
| South Bend Comm. Re-Entry Center | 40.0 | 27.0 | 13 | 3.0 |
| Wabash Valley Correctional Facility | 583.0 | 451.0 | 132 | 63.0 |
| Westville Correctional Facility | 617.0 | 462.0 | 155 | 149.0 |
| Totals | 5939.5 | 4049.5 | 1890 | 1134.5 |


Table 2: Contractor Human Resource Report

| Facility | Aramark | Health | Education |
|---------------------------------------|---------|--------|-----------|
| Branchville Correctional Facility | 7 | 29 | 2 |
| Central Office | 0 | 51 | 2 |
| Chain O'Lakes Correctional Facility | 6 | 1 | 0 |
| Correctional Industrial Facility | 13 | 30 | 2 |
| Edinburgh Correctional Facility | 6 | 6 | 1 |
| Heritage Trails Correctional Facility | 0 | 12 | 2 |
| Indiana State Prison | 17 | 54 | 2 |
| Indiana Women's Prison | 8 | 32 | 3 |
| LaPorte Juvenile Correctional | 4 | 9 | 4 |
| Logansport Juvenile Correctional | 7 | 14 | 12 |
| Madison Correctional Facility | 9 | 28 | 2 |
| Miami Correctional Facility | 20 | 61 | 5 |
| New Castle Correctional Facility | 24 | 74 | 7 |
| Pendleton Correctional Facility | 15 | 58 | 1 |
| Pendleton Juvenile Correctional | 5 | 19 | 22 |
| Plainfield Correctional Facility | 20 | 56 | 3 |

| | | | |
|-------------------------------------|----|----|---|
| Putnamville Correctional Facility | 14 | 51 | 5 |
| Reception-Diagnostic Center | 0 | 37 | 0 |
| Rockville Correctional Facility | 13 | 45 | 3 |
| South Bend Comm. Re-Entry Center | 6 | 3 | 0 |
| Wabash Valley Correctional Facility | 24 | 68 | 3 |
| Westville Correctional Facility | 18 | 69 | 5 |

Note:

Aramark numbers accurate as of June 2023. Health numbers accurate as of May 2024.



Offender Statistics



Offender Statistics for March 2025

Current Facility Offender Population

Table 3: Male Minimum Security Level Counts

| Facility | Assigned Beds | Available Beds | Held Beds | Down Beds | Total Beds | Capacity Usage |
|------------------------------------|---------------|----------------|-----------|-----------|------------|----------------|
| Chain Olakes Correctional Facility | 111 | 29 | 0 | 0 | 140 | 79.29% |
| Edinburgh Correctional Facility | 283 | 61 | 0 | 0 | 344 | 82.27% |
| Sub-Total | 394 | 90 | 0 | 0 | 484 | 81.4% |

Table 4: Male Medium Security Level Counts

| Facility | Assigned Beds | Available Beds | Held Beds | Down Beds | Total Beds | Capacity Usage |
|--------------------------------------|---------------|----------------|-----------|-----------|------------|----------------|
| Branchville Correctional Facility | 1529 | 2 | 2 | 0 | 1533 | 99.74% |
| Correctional Industrial Facility | 1422 | 46 | 3 | 4 | 1475 | 96.41% |
| Heritage Trail Correctional Facility | 883 | 45 | 10 | 25 | 963 | 91.69% |
| Miami Corr. Level 4 Facility | 1859 | -2 | 5 | 1326 | 3188 | 58.31% |
| New Castle Correctional Facility | 3094 | 95 | 20 | 40 | 3249 | 95.23% |
| Plainfield Correctional Facility | 1620 | -5 | 4 | 72 | 1691 | 95.8% |
| Putnamville Correctional Facility | 2066 | 1 | 16 | 128 | 2211 | 93.44% |
| Westville Correctional Facility | 2795 | 136 | 27 | 56 | 3014 | 92.73% |
| Sub-Total | 15268 | 318 | 87 | 1651 | 17324 | 88.13% |

Table 5: Male Maximum Security Level Counts

| Facility | Assigned Beds | Available Beds | Held Beds | Down Beds | Total Beds | Capacity Usage |
|--|---------------|----------------|-----------|-----------|------------|----------------|
| Indiana State Prison | 2420 | 27 | 10 | 29 | 2486 | 97.35% |
| Pendleton Correctional Facility | 1586 | 109 | 5 | 321 | 2021 | 78.48% |
| Reception Diagnostic Center | 832 | -137 | 0 | 0 | 695 | 119.71% |
| Wabash Valley Correctional Institution | 2048 | 158 | 10 | 0 | 2216 | 92.42% |
| Sub-Total | 6886 | 157 | 25 | 350 | 7418 | 92.83% |

Table 6: Male Work Release Counts

| Facility | Assigned Beds | Available Beds | Held Beds | Down Beds | Total Beds | Capacity Usage |
|--------------------------------------|---------------|----------------|-----------|-----------|------------|----------------|
| Bartholomew County Re-Entry Center | 1 | -1 | 0 | 0 | 0 | Inf% |
| Lake County Re-Entry Center | 1 | 9 | 0 | 0 | 10 | 10% |
| South Bend Community Re-Entry Center | 160 | 41 | 0 | 0 | 201 | 79.6% |
| Sub-Total | 162 | 49 | 0 | 0 | 211 | 76.78% |

Table 7: Female Minimum Security Level Counts

| Facility | Assigned Beds | Available Beds | Held Beds | Down Beds | Total Beds | Capacity Usage |
|-------------------------------|---------------|----------------|-----------|-----------|------------|----------------|
| Madison Correctional Facility | 789 | 55 | 4 | 0 | 848 | 93.04% |
| Sub-Total | 789 | 55 | 4 | 0 | 848 | 93.04% |

Table 8: Female Medium Security Level Counts

| Facility | Assigned Beds | Available Beds | Held Beds | Down Beds | Total Beds | Capacity Usage |
|---------------------------------|---------------|----------------|-----------|-----------|------------|----------------|
| Rockville Correctional Facility | 1067 | 186 | 0 | 0 | 1253 | 85.16% |
| Sub-Total | 1067 | 186 | 0 | 0 | 1253 | 85.16% |

Table 9: Female Maximum Security Level Counts

| Facility | Assigned Beds | Available Beds | Held Beds | Down Beds | Total Beds | Capacity Usage |
|-----------------------|---------------|----------------|-----------|-----------|------------|----------------|
| Indiana Womens Prison | 576 | 150 | 1 | 0 | 727 | 79.23% |
| Sub-Total | 576 | 150 | 1 | 0 | 727 | 79.23% |

Table 10: Female Work Release Level Counts

| Facility | Assigned Beds | Available Beds | Held Beds | Down Beds | Total Beds | Capacity Usage |
|---------------------------|---------------|----------------|-----------|-----------|------------|----------------|
| Madison - Jefferson Co WR | 97 | 5 | 0 | 0 | 102 | 95.1% |
| Sub-Total | 97 | 5 | 0 | 0 | 102 | 95.1% |

Table 11: Male Juvenile Counts

| Facility | Assigned Beds | Available Beds | Held Beds | Down Beds | Total Beds | Capacity Usage |
|---|---------------|----------------|-----------|-----------|------------|----------------|
| Logansport Juvenile Correctional Facility | 121 | 77 | 0 | 0 | 198 | 61.11% |
| Pendleton Juvenile Correctional Facility | 167 | 223 | 1 | 0 | 391 | 42.71% |
| Sub-Total | 288 | 300 | 1 | 0 | 589 | 48.9% |

Table 12: Female Juvenile Counts

| Facility | Assigned Beds | Available Beds | Held Beds | Down Beds | Total Beds | Capacity Usage |
|--|---------------|----------------|-----------|-----------|------------|----------------|
| Laporte Juvenile Correctional Facility | 52 | 10 | 0 | 0 | 62 | 83.87% |
| Sub-Total | 52 | 10 | 0 | 0 | 62 | 83.87% |

Table 13: Jail Count Totals

| Facility | Male | Female |
|-------------|------|--------|
| Jail Counts | 817 | 82 |

Table 14: Grand Total for Males

| Facility | Assigned Beds | Available Beds | Held Beds | Down Beds | Total Beds | Capacity Usage |
|-----------|---------------|----------------|-----------|-----------|------------|----------------|
| Sub-Total | 22710 | 614 | 112 | 2001 | 25437 | 89.28% |

Table 15: Grand Total for Females

| Facility | Assigned Beds | Available Beds | Held Beds | Down Beds | Total Beds | Capacity Usage |
|-----------|---------------|----------------|-----------|-----------|------------|----------------|
| Sub-Total | 2529 | 396 | 5 | 0 | 2930 | 86.31% |

Table 16: Grand Totals for All Adult Facilities

| Male Total | Female Total | Total Offenders |
|------------|--------------|-----------------|
| 23527 | 2611 | 26138 |

Monthly Facility Population

Table 17: Facility Population for each Month

| Date | Adult Male | Adult Female | Juvenile Male | Juvenile Female | Total |
|------------|------------|--------------|---------------|-----------------|-------|
| 2023-03-01 | 20752 | 2145 | 297 | 45 | 23239 |
| 2023-04-01 | 20848 | 2082 | 311 | 50 | 23291 |
| 2023-05-01 | 20778 | 2061 | 303 | 48 | 23190 |
| 2023-06-01 | 19669 | 1944 | 302 | 47 | 21962 |
| 2023-07-01 | 19740 | 1974 | 281 | 51 | 22046 |
| 2023-08-01 | 19716 | 2003 | 293 | 51 | 22063 |
| 2023-09-01 | 19825 | 2035 | 302 | 53 | 22215 |
| 2023-10-01 | 20195 | 2094 | 322 | 55 | 22666 |
| 2024-01-01 | 20701 | 2136 | 295 | 45 | 23177 |
| 2024-02-01 | 20959 | 2219 | 293 | 46 | 23517 |
| 2024-03-01 | 21225 | 2281 | 298 | 46 | 23850 |
| 2024-04-01 | 21193 | 2323 | 300 | 44 | 23860 |
| 2024-05-01 | 21376 | 2310 | 290 | 47 | 24023 |
| 2024-06-01 | 21568 | 2340 | 305 | 44 | 24257 |
| 2024-07-01 | 21729 | 2337 | 304 | 51 | 24421 |
| 2024-08-01 | 21716 | 2333 | 307 | 52 | 24408 |
| 2024-09-01 | 21571 | 2356 | 292 | 52 | 24271 |
| 2024-10-01 | 21629 | 2390 | 288 | 54 | 24361 |
| 2024-11-01 | 21746 | 2429 | 298 | 49 | 24522 |
| 2024-12-01 | 21653 | 2402 | 266 | 53 | 24374 |
| 2025-01-01 | 22034 | 2485 | 274 | 49 | 24842 |
| 2025-02-01 | 22237 | 2479 | 284 | 52 | 25052 |
| 2025-03-01 | 22427 | 2503 | 287 | 54 | 25271 |
| 2025-04-01 | 22710 | 2529 | 288 | 52 | 25579 |

Monthly Adult Parole Caseload

Adult Parole Caseload in March 2025

Table 18: Adult Male Parole District Caseload

| Parole District | Parolee Count | Other Jurisdiction | Interstate Compact |
|-----------------|---------------|--------------------|--------------------|
| PD0 | 282 | 8 | 62 |
| PD1 | 371 | 37 | 1 |
| PD2 | 880 | 43 | 0 |
| PD3 | 1164 | 99 | 0 |
| PD4 | 571 | 43 | 1 |
| PD5 | 406 | 36 | 1 |
| PD6 | 479 | 105 | 0 |
| PD7 | 857 | 61 | 0 |
| PD8 | 855 | 66 | 0 |
| PD9 | 442 | 57 | 0 |
| PD10 | 526 | 27 | 0 |
| Unknown | 7 | 1 | 0 |
| PD Totals | 6840 | 583 | 65 |

Table 19: Adult Female Parole District Caseload

| Parole District | Parolee Count | Other Jurisdiction | Interstate Compact |
|-----------------|---------------|--------------------|--------------------|
| PD0 | 34 | 0 | 4 |
| PD1 | 50 | 1 | 0 |
| PD2 | 88 | 1 | 0 |
| PD3 | 91 | 7 | 0 |
| PD4 | 61 | 4 | 0 |
| PD5 | 61 | 4 | 0 |
| PD6 | 30 | 4 | 0 |
| PD7 | 100 | 2 | 0 |
| PD8 | 63 | 1 | 0 |
| PD9 | 89 | 5 | 0 |
| PD10 | 51 | 1 | 0 |
| PD Totals | 718 | 30 | 4 |

Table 20: Parole District Population History for each Month

| Date | Male Parolee | Female Parolee | Other Jurisdiction Male | Interstate Male | Other Jurisdiction Female | Interstate Female |
|------------|--------------|----------------|-------------------------|-----------------|---------------------------|-------------------|
| 2024-05-01 | 8845 | 858 | 457 | 164 | 51 | 15 |
| 2024-06-01 | 9028 | 923 | 436 | 161 | 50 | 15 |
| 2024-07-01 | 9325 | 956 | 425 | 150 | 49 | 17 |
| 2024-08-01 | 9454 | 1022 | 409 | 147 | 47 | 17 |
| 2024-09-01 | 9725 | 1053 | 409 | 148 | 45 | 17 |
| 2024-10-01 | 9919 | 1068 | 392 | 151 | 43 | 16 |
| 2024-11-01 | 10172 | 1131 | 380 | 149 | 39 | 17 |
| 2024-12-01 | 10508 | 1142 | 372 | 144 | 38 | 16 |
| 2025-01-01 | 6659 | 708 | 567 | 75 | 32 | 5 |
| 2025-02-01 | 6688 | 712 | 566 | 72 | 31 | 4 |
| 2025-03-01 | 6739 | 716 | 561 | 67 | 31 | 3 |



Adult Offender Statistics



Adult Offender Statistics

Monthly Admissions and Releases for March 2025

Table 21: Admissions For Month

| Admission Reason | Male | Female | Total |
|--|------|--------|-------|
| New Commitments | 236 | 62 | 298 |
| Parole Violator - New Commit | 20 | 0 | 20 |
| Parole Violator - Technical | 50 | 6 | 56 |
| Return from Esc - Non-Secure Facility | 64 | 13 | 77 |
| Return from Esc - Secure Facility | 4 | 0 | 4 |
| Court Supervision Violators - New Commit | 48 | 13 | 61 |
| Court Supervision Violators - Technical | 95 | 26 | 121 |
| Return from CTP - Technical | 2 | 2 | 4 |
| Other | 29 | 2 | 31 |
| Total Admissions | 548 | 124 | 672 |

Note:

"Other" includes alternatively sentenced youth, parole sanctions, and pending parole hearings.

Table 22: Releases For Month

| Release Reason | Male | Female | Total |
|-----------------------|------|--------|-------|
| Parole | 902 | 125 | 1027 |
| Probation | 270 | 53 | 323 |
| Discharged | 224 | 41 | 265 |
| CTP | 119 | 27 | 146 |
| Community Corrections | 38 | 4 | 42 |
| Escape | 3 | 0 | 3 |
| Other | 15 | 1 | 16 |
| Total Releases | 1571 | 251 | 1822 |

Admissions by County of Commit for March 2025

Table 23: Admissions by County of Commit

| County | F1 | F2 | F3 | F4 | F5 | F6 | FA | FB | FC | FD | M | NA | Total |
|-------------|----|----|----|----|----|----|----|----|----|----|---|----|-------|
| Adams | 0 | 0 | 0 | 0 | 1 | 0 | 1 | 0 | 0 | 0 | 0 | 0 | 2 |
| Allen | 1 | 2 | 4 | 8 | 33 | 42 | 2 | 3 | 0 | 0 | 0 | 0 | 95 |
| Bartholomew | 0 | 0 | 0 | 0 | 0 | 2 | 0 | 0 | 0 | 0 | 0 | 0 | 2 |
| Blackford | 0 | 0 | 0 | 0 | 0 | 1 | 0 | 0 | 0 | 0 | 0 | 0 | 1 |
| Boone | 0 | 0 | 1 | 0 | 2 | 1 | 0 | 0 | 0 | 0 | 0 | 0 | 4 |
| Brown | 0 | 0 | 0 | 0 | 0 | 1 | 0 | 0 | 0 | 0 | 0 | 0 | 1 |
| Carroll | 0 | 0 | 0 | 4 | 0 | 1 | 0 | 0 | 0 | 0 | 0 | 0 | 5 |
| Cass | 0 | 0 | 0 | 2 | 1 | 5 | 0 | 0 | 0 | 0 | 0 | 0 | 8 |
| Clark | 1 | 0 | 1 | 1 | 1 | 2 | 0 | 0 | 0 | 0 | 0 | 0 | 6 |
| Clay | 1 | 0 | 0 | 0 | 0 | 0 | 0 | 0 | 0 | 0 | 0 | 0 | 1 |
| Clinton | 0 | 0 | 0 | 0 | 1 | 0 | 0 | 0 | 0 | 0 | 0 | 0 | 1 |
| Crawford | 0 | 0 | 1 | 1 | 0 | 0 | 0 | 0 | 0 | 0 | 0 | 0 | 2 |
| Dearborn | 0 | 0 | 1 | 0 | 2 | 9 | 0 | 0 | 0 | 1 | 0 | 0 | 13 |
| Decatur | 0 | 0 | 0 | 1 | 2 | 6 | 0 | 0 | 0 | 0 | 0 | 0 | 9 |
| Dekalb | 0 | 0 | 1 | 0 | 0 | 3 | 0 | 0 | 0 | 0 | 0 | 0 | 4 |
| Delaware | 0 | 0 | 0 | 1 | 0 | 0 | 0 | 0 | 0 | 0 | 0 | 0 | 1 |
| Dubois | 0 | 0 | 1 | 2 | 0 | 1 | 0 | 0 | 0 | 0 | 0 | 0 | 4 |
| Elkhart | 1 | 0 | 4 | 5 | 3 | 19 | 0 | 0 | 0 | 0 | 0 | 0 | 32 |
| Fayette | 0 | 0 | 1 | 0 | 1 | 3 | 0 | 1 | 0 | 0 | 0 | 0 | 6 |
| Floyd | 0 | 2 | 2 | 2 | 2 | 0 | 0 | 1 | 0 | 0 | 0 | 0 | 9 |
| Fountain | 0 | 0 | 0 | 0 | 0 | 1 | 0 | 0 | 0 | 0 | 0 | 0 | 1 |
| Gibson | 0 | 0 | 1 | 1 | 0 | 1 | 0 | 0 | 0 | 0 | 0 | 0 | 3 |
| Grant | 0 | 0 | 1 | 0 | 0 | 1 | 0 | 0 | 0 | 0 | 0 | 0 | 2 |
| Greene | 0 | 0 | 0 | 0 | 1 | 1 | 0 | 0 | 0 | 0 | 0 | 0 | 2 |
| Hamilton | 2 | 0 | 2 | 2 | 4 | 2 | 0 | 0 | 0 | 0 | 0 | 0 | 12 |
| Hancock | 0 | 0 | 0 | 1 | 0 | 0 | 0 | 0 | 0 | 0 | 0 | 0 | 1 |
| Harrison | 0 | 0 | 0 | 1 | 0 | 0 | 0 | 0 | 0 | 0 | 0 | 0 | 1 |
| Hendricks | 2 | 1 | 0 | 0 | 1 | 4 | 0 | 0 | 0 | 0 | 0 | 0 | 8 |
| Henry | 1 | 0 | 0 | 0 | 0 | 1 | 0 | 0 | 0 | 0 | 0 | 0 | 2 |
| Howard | 0 | 1 | 5 | 1 | 1 | 3 | 0 | 1 | 0 | 0 | 0 | 0 | 12 |
| Huntington | 0 | 1 | 1 | 0 | 3 | 1 | 0 | 0 | 0 | 0 | 0 | 0 | 6 |
| Jasper | 0 | 0 | 0 | 0 | 1 | 0 | 0 | 0 | 0 | 0 | 0 | 0 | 1 |
| Jay | 0 | 0 | 0 | 1 | 0 | 1 | 0 | 3 | 0 | 0 | 0 | 0 | 5 |
| Jefferson | 0 | 0 | 1 | 2 | 0 | 4 | 0 | 0 | 0 | 0 | 0 | 0 | 7 |
| Jennings | 0 | 0 | 0 | 0 | 1 | 0 | 0 | 0 | 0 | 0 | 0 | 0 | 1 |
| Johnson | 1 | 0 | 1 | 3 | 3 | 8 | 0 | 0 | 0 | 0 | 0 | 0 | 16 |
| Knox | 0 | 0 | 1 | 0 | 2 | 2 | 0 | 0 | 0 | 0 | 0 | 0 | 5 |
| Kosciusko | 0 | 0 | 0 | 1 | 2 | 0 | 0 | 0 | 0 | 0 | 0 | 0 | 3 |
| LaGrange | 0 | 0 | 0 | 0 | 1 | 0 | 0 | 0 | 0 | 0 | 0 | 0 | 1 |
| LaPorte | 0 | 0 | 2 | 3 | 1 | 0 | 0 | 1 | 0 | 0 | 0 | 0 | 7 |
| Lake | 1 | 0 | 1 | 1 | 4 | 1 | 1 | 0 | 0 | 0 | 0 | 0 | 9 |
| Lawrence | 0 | 0 | 0 | 0 | 0 | 3 | 1 | 0 | 0 | 0 | 0 | 0 | 4 |
| Madison | 0 | 2 | 2 | 2 | 16 | 15 | 1 | 4 | 0 | 0 | 0 | 0 | 42 |
| Marion | 3 | 10 | 13 | 42 | 51 | 2 | 1 | 4 | 2 | 1 | 6 | 0 | 135 |
| Marshall | 0 | 0 | 0 | 0 | 1 | 0 | 0 | 0 | 0 | 0 | 0 | 0 | 1 |

| | | | | | | | | | | | | | |
|--------------|----|----|----|-----|-----|-----|---|----|---|---|---|---|-----|
| Miami | 0 | 0 | 0 | 1 | 2 | 2 | 0 | 0 | 0 | 0 | 0 | 0 | 5 |
| Monroe | 0 | 0 | 0 | 1 | 2 | 0 | 0 | 1 | 0 | 0 | 0 | 0 | 4 |
| Montgomery | 0 | 0 | 0 | 2 | 0 | 8 | 0 | 0 | 0 | 0 | 0 | 0 | 10 |
| Morgan | 0 | 0 | 0 | 3 | 2 | 0 | 0 | 1 | 0 | 0 | 0 | 0 | 6 |
| Newton | 0 | 0 | 0 | 0 | 0 | 2 | 0 | 0 | 0 | 0 | 0 | 0 | 2 |
| Noble | 0 | 0 | 1 | 3 | 2 | 5 | 0 | 0 | 0 | 0 | 0 | 0 | 11 |
| Orange | 0 | 0 | 0 | 0 | 0 | 1 | 0 | 0 | 0 | 0 | 0 | 0 | 1 |
| Owen | 0 | 0 | 0 | 1 | 1 | 8 | 0 | 0 | 0 | 0 | 0 | 0 | 10 |
| Parke | 0 | 0 | 0 | 0 | 1 | 1 | 0 | 0 | 0 | 0 | 0 | 0 | 2 |
| Perry | 0 | 0 | 0 | 0 | 2 | 1 | 0 | 0 | 0 | 0 | 0 | 0 | 3 |
| Pike | 0 | 0 | 2 | 1 | 0 | 2 | 0 | 0 | 0 | 0 | 0 | 0 | 5 |
| Porter | 0 | 0 | 0 | 1 | 0 | 0 | 0 | 0 | 0 | 0 | 0 | 0 | 1 |
| Posey | 0 | 0 | 1 | 1 | 0 | 1 | 0 | 1 | 0 | 0 | 0 | 0 | 4 |
| Pulaski | 0 | 0 | 0 | 0 | 1 | 0 | 0 | 0 | 0 | 0 | 0 | 0 | 1 |
| Saint Joseph | 1 | 0 | 1 | 0 | 2 | 4 | 2 | 1 | 1 | 0 | 1 | 0 | 13 |
| Scott | 0 | 0 | 1 | 1 | 0 | 2 | 0 | 1 | 0 | 0 | 0 | 0 | 5 |
| Shelby | 0 | 0 | 2 | 0 | 3 | 2 | 0 | 0 | 0 | 0 | 0 | 0 | 7 |
| Steuben | 0 | 0 | 1 | 0 | 0 | 0 | 0 | 0 | 0 | 0 | 0 | 0 | 1 |
| Sullivan | 0 | 0 | 1 | 0 | 1 | 4 | 0 | 0 | 0 | 0 | 0 | 0 | 6 |
| Switzerland | 0 | 0 | 0 | 0 | 1 | 2 | 0 | 0 | 0 | 0 | 0 | 0 | 3 |
| Tippecanoe | 0 | 1 | 1 | 6 | 1 | 3 | 0 | 0 | 0 | 0 | 0 | 0 | 12 |
| Vanderburgh | 0 | 1 | 2 | 3 | 10 | 9 | 0 | 0 | 0 | 0 | 0 | 0 | 25 |
| Vermillion | 0 | 0 | 1 | 0 | 0 | 0 | 0 | 0 | 0 | 0 | 0 | 0 | 1 |
| Vigo | 0 | 0 | 0 | 0 | 0 | 0 | 0 | 1 | 0 | 0 | 0 | 0 | 1 |
| Wabash | 0 | 0 | 1 | 0 | 1 | 3 | 0 | 0 | 0 | 0 | 0 | 0 | 5 |
| Warren | 0 | 0 | 0 | 0 | 0 | 2 | 0 | 0 | 0 | 0 | 0 | 0 | 2 |
| Warrick | 0 | 1 | 1 | 1 | 1 | 0 | 0 | 1 | 0 | 0 | 0 | 0 | 5 |
| Washington | 0 | 1 | 1 | 0 | 0 | 1 | 0 | 1 | 0 | 0 | 0 | 0 | 4 |
| Wayne | 0 | 0 | 0 | 2 | 2 | 0 | 0 | 0 | 0 | 0 | 0 | 0 | 4 |
| Wells | 1 | 0 | 0 | 2 | 0 | 4 | 0 | 1 | 0 | 0 | 0 | 0 | 8 |
| White | 0 | 1 | 0 | 0 | 0 | 0 | 0 | 0 | 0 | 0 | 0 | 0 | 1 |
| Whitley | 0 | 0 | 0 | 0 | 2 | 0 | 0 | 0 | 0 | 0 | 0 | 0 | 2 |
| Unknown | 0 | 0 | 0 | 0 | 0 | 0 | 0 | 0 | 0 | 0 | 0 | 9 | 9 |
| Total | 16 | 24 | 65 | 117 | 179 | 214 | 9 | 27 | 3 | 2 | 7 | 9 | 672 |

Release Type by County of Commit for March 2025

Table 24: Release Type by County of Commit

| County | Parole | Probation | Discharged | CTP | Community Corrections | Other | Total |
|-------------|--------|-----------|------------|-----|-----------------------|-------|-------|
| Adams | 7 | 3 | 0 | 0 | 0 | 0 | 10 |
| Allen | 84 | 17 | 32 | 22 | 0 | 0 | 155 |
| Bartholomew | 11 | 4 | 6 | 0 | 0 | 0 | 21 |
| Benton | 0 | 1 | 0 | 0 | 0 | 0 | 1 |
| Blackford | 1 | 0 | 0 | 0 | 1 | 0 | 2 |
| Boone | 5 | 2 | 2 | 0 | 0 | 0 | 9 |
| Brown | 2 | 1 | 1 | 0 | 1 | 0 | 5 |
| Carroll | 0 | 1 | 0 | 0 | 0 | 0 | 1 |
| Cass | 3 | 3 | 1 | 5 | 1 | 0 | 13 |
| Clark | 7 | 2 | 4 | 0 | 0 | 0 | 13 |
| Clay | 4 | 4 | 0 | 0 | 0 | 0 | 8 |
| Clinton | 3 | 0 | 0 | 0 | 0 | 0 | 3 |
| Daviess | 2 | 2 | 1 | 0 | 0 | 1 | 6 |
| Dearborn | 10 | 4 | 3 | 0 | 0 | 0 | 17 |
| Decatur | 14 | 0 | 4 | 4 | 1 | 0 | 23 |
| Dekalb | 4 | 3 | 1 | 5 | 0 | 0 | 13 |
| Delaware | 10 | 0 | 0 | 1 | 0 | 0 | 11 |
| Dubois | 9 | 1 | 0 | 2 | 0 | 0 | 12 |
| Elkhart | 46 | 9 | 7 | 6 | 4 | 1 | 73 |
| Fayette | 7 | 2 | 0 | 2 | 0 | 0 | 11 |
| Floyd | 5 | 3 | 0 | 0 | 0 | 1 | 9 |
| Fountain | 2 | 2 | 0 | 0 | 0 | 0 | 4 |
| Franklin | 2 | 1 | 0 | 0 | 0 | 0 | 3 |
| Fulton | 0 | 2 | 0 | 2 | 0 | 1 | 5 |
| Gibson | 1 | 2 | 0 | 0 | 2 | 0 | 5 |
| Grant | 10 | 0 | 0 | 0 | 0 | 0 | 10 |
| Greene | 0 | 3 | 0 | 0 | 0 | 0 | 3 |
| Hamilton | 17 | 4 | 0 | 1 | 1 | 2 | 25 |
| Hancock | 6 | 2 | 1 | 0 | 0 | 0 | 9 |
| Harrison | 0 | 4 | 2 | 0 | 0 | 0 | 6 |
| Hendricks | 8 | 4 | 0 | 0 | 0 | 0 | 12 |
| Henry | 5 | 0 | 0 | 0 | 0 | 0 | 5 |
| Howard | 17 | 10 | 10 | 3 | 0 | 0 | 40 |
| Huntington | 12 | 6 | 10 | 0 | 0 | 0 | 28 |
| Jackson | 3 | 2 | 7 | 0 | 0 | 0 | 12 |

| | | | | | | | |
|--------------|-----|----|----|---|----|---|-----|
| Jasper | 4 | 0 | 3 | 2 | 0 | 0 | 9 |
| Jay | 4 | 1 | 6 | 0 | 0 | 0 | 11 |
| Jefferson | 38 | 7 | 2 | 0 | 0 | 0 | 47 |
| Jennings | 4 | 3 | 0 | 1 | 1 | 0 | 9 |
| Johnson | 8 | 12 | 3 | 0 | 1 | 0 | 24 |
| Knox | 14 | 0 | 3 | 1 | 1 | 0 | 19 |
| Kosciusko | 0 | 4 | 4 | 0 | 0 | 1 | 9 |
| LaGrange | 6 | 2 | 0 | 0 | 0 | 0 | 8 |
| LaPorte | 7 | 5 | 0 | 7 | 0 | 2 | 21 |
| Lake | 31 | 9 | 1 | 6 | 1 | 3 | 51 |
| Lawrence | 20 | 4 | 4 | 4 | 0 | 0 | 32 |
| Madison | 63 | 9 | 0 | 8 | 1 | 1 | 82 |
| Marion | 185 | 55 | 66 | 7 | 16 | 2 | 331 |
| Marshall | 5 | 1 | 0 | 2 | 0 | 0 | 8 |
| Martin | 6 | 2 | 1 | 0 | 0 | 0 | 9 |
| Miami | 3 | 1 | 1 | 1 | 0 | 0 | 6 |
| Monroe | 4 | 0 | 2 | 0 | 0 | 0 | 6 |
| Montgomery | 16 | 0 | 4 | 1 | 0 | 0 | 21 |
| Morgan | 6 | 0 | 1 | 1 | 0 | 0 | 8 |
| Newton | 0 | 2 | 0 | 0 | 0 | 0 | 2 |
| Noble | 3 | 22 | 0 | 0 | 0 | 0 | 25 |
| Ohio | 5 | 0 | 0 | 0 | 0 | 0 | 5 |
| Orange | 4 | 0 | 0 | 0 | 0 | 0 | 4 |
| Owen | 4 | 0 | 3 | 0 | 0 | 0 | 7 |
| Parke | 1 | 0 | 4 | 0 | 0 | 0 | 5 |
| Perry | 7 | 3 | 1 | 0 | 1 | 0 | 12 |
| Pike | 0 | 1 | 0 | 1 | 0 | 0 | 2 |
| Porter | 3 | 1 | 0 | 0 | 0 | 0 | 4 |
| Posey | 13 | 3 | 4 | 2 | 0 | 0 | 22 |
| Pulaski | 0 | 3 | 0 | 0 | 0 | 0 | 3 |
| Putnam | 0 | 1 | 0 | 1 | 0 | 0 | 2 |
| Randolph | 3 | 0 | 0 | 0 | 0 | 0 | 3 |
| Ripley | 8 | 2 | 0 | 0 | 0 | 0 | 10 |
| Rush | 4 | 0 | 0 | 0 | 0 | 0 | 4 |
| Saint Joseph | 27 | 12 | 5 | 9 | 0 | 0 | 53 |
| Scott | 3 | 4 | 0 | 0 | 0 | 0 | 7 |
| Shelby | 17 | 4 | 6 | 2 | 0 | 0 | 29 |
| Spencer | 2 | 0 | 2 | 0 | 0 | 0 | 4 |
| Starke | 1 | 0 | 0 | 0 | 0 | 0 | 1 |
| Steuben | 4 | 3 | 0 | 3 | 0 | 0 | 10 |

| | | | | | | | |
|-------------|------|-----|-----|-----|----|----|------|
| Sullivan | 0 | 3 | 1 | 1 | 0 | 0 | 5 |
| Switzerland | 12 | 0 | 0 | 0 | 0 | 0 | 12 |
| Tippecanoe | 23 | 11 | 3 | 11 | 3 | 1 | 52 |
| Vanderburgh | 68 | 8 | 23 | 4 | 0 | 0 | 103 |
| Vermillion | 5 | 0 | 2 | 0 | 2 | 0 | 9 |
| Vigo | 7 | 6 | 0 | 4 | 3 | 0 | 20 |
| Wabash | 5 | 3 | 2 | 5 | 0 | 0 | 15 |
| Warren | 2 | 0 | 0 | 0 | 0 | 0 | 2 |
| Warrick | 1 | 0 | 2 | 3 | 0 | 0 | 6 |
| Washington | 20 | 2 | 3 | 0 | 0 | 0 | 25 |
| Wayne | 26 | 0 | 3 | 0 | 0 | 0 | 29 |
| Wells | 8 | 9 | 3 | 1 | 0 | 0 | 21 |
| White | 0 | 0 | 1 | 1 | 1 | 0 | 3 |
| Whitley | 0 | 1 | 1 | 4 | 0 | 0 | 6 |
| Unknown | 0 | 0 | 3 | 0 | 0 | 0 | 3 |
| Total | 1027 | 323 | 265 | 146 | 42 | 16 | 1819 |

County Jails by County

March 2025

Table 25: Jail Counts by County

| County | Male | Female |
|-------------|------|--------|
| Adams | 3 | 0 |
| Allen | 62 | 12 |
| Bartholomew | 6 | 0 |
| Benton | 0 | 0 |
| Blackford | 2 | 0 |
| Boone | 11 | 2 |
| Brown | 0 | 0 |
| Carroll | 8 | 0 |
| Cass | 8 | 1 |
| Clark | 7 | 2 |
| Clay | 4 | 2 |
| Clinton | 11 | 0 |
| Crawford | 3 | 0 |
| Daviess | 1 | 0 |
| Dekalb | 4 | 2 |
| Dearborn | 11 | 1 |
| Decatur | 13 | 5 |
| Delaware | 20 | 0 |
| Dubois | 4 | 0 |
| Elkhart | 38 | 3 |
| Fayette | 6 | 1 |
| Floyd | 9 | 0 |
| Fountain | 3 | 1 |
| Franklin | 1 | 0 |
| Fulton | 1 | 0 |
| Gibson | 5 | 1 |
| Grant | 2 | 0 |
| Greene | 5 | 0 |
| Hamilton | 8 | 1 |
| Hancock | 1 | 0 |
| Harrison | 1 | 0 |
| Hendricks | 21 | 1 |
| Henry | 9 | 2 |
| Howard | 12 | 1 |
| Huntington | 17 | 3 |
| Jackson | 5 | 0 |
| Jasper | 2 | 0 |
| Jay | 1 | 3 |
| Jefferson | 15 | 4 |
| Jennings | 0 | 0 |
| Johnson | 16 | 3 |
| Knox | 7 | 2 |
| Kosciusko | 3 | 0 |
| LaPorte | 5 | 2 |
| LaGrange | 1 | 0 |

| | | |
|--------------|-----|----|
| Lake | 24 | 1 |
| Lawrence | 9 | 0 |
| Madison | 33 | 3 |
| Marion | 117 | 2 |
| Marshall | 7 | 0 |
| Martin | 1 | 0 |
| Miami | 6 | 3 |
| Monroe | 4 | 1 |
| Montgomery | 6 | 1 |
| Morgan | 6 | 1 |
| Newton | 0 | 0 |
| Noble | 11 | 2 |
| Ohio | 0 | 0 |
| Orange | 2 | 0 |
| Owen | 7 | 0 |
| Parke | 3 | 0 |
| Perry | 2 | 0 |
| Pike | 3 | 0 |
| Porter | 3 | 0 |
| Posey | 6 | 0 |
| Pulaski | 3 | 0 |
| Putnam | 1 | 0 |
| Randolph | 1 | 0 |
| Ripley | 5 | 0 |
| Rush | 0 | 0 |
| Scott | 7 | 0 |
| Shelby | 10 | 2 |
| Spencer | 1 | 0 |
| Saint Joseph | NA | NA |
| Starke | 1 | 0 |
| Steuben | 4 | 0 |
| Sullivan | 8 | 0 |
| Switzerland | 3 | 0 |
| Tippecanoe | 23 | 2 |
| Tipton | 4 | 0 |
| Union | 0 | 0 |
| Vanderburgh | 75 | 2 |
| Vermillion | 0 | 0 |
| Vigo | 12 | 0 |
| Wabash | 8 | 1 |
| Warren | 3 | 0 |
| Warrick | 5 | 0 |
| Washington | 0 | 2 |
| Wayne | 13 | 2 |
| Wells | 4 | 0 |
| White | 0 | 2 |
| Whitley | 4 | 0 |
| Jail Counts | 817 | 82 |

Community Transition Programs Average Daily Populations

Table 26: Community Transtion Programs Average Daily Populations

| Date | Average CTP |
|------------|-------------|
| 2022-05-01 | 267 |
| 2022-06-01 | 244 |
| 2022-07-01 | 222 |
| 2022-08-01 | 220 |
| 2022-09-01 | 200 |
| 2022-10-01 | 184 |
| 2022-11-01 | 169 |
| 2022-12-01 | 171 |
| 2023-01-01 | 158 |
| 2023-02-01 | 153 |
| 2023-03-01 | 150 |
| 2023-04-01 | 131 |
| 2023-05-01 | 131 |
| 2023-06-01 | 131 |
| 2023-07-01 | 114 |
| 2023-08-01 | 116 |
| 2023-09-01 | 113 |
| 2023-10-01 | 127 |
| 2023-11-01 | 122 |
| 2023-12-01 | 139 |
| 2024-01-01 | 173 |
| 2024-02-01 | 168 |
| 2024-03-01 | 179 |
| 2024-04-01 | 162 |
| 2024-05-01 | 167 |
| 2024-06-01 | 168 |
| 2024-07-01 | 185 |
| 2024-08-01 | 184 |
| 2024-09-01 | 195 |
| 2024-10-01 | 209 |
| 2024-11-01 | 219 |
| 2024-12-01 | 205 |
| 2025-01-01 | 189 |
| 2025-02-01 | 177 |
| 2025-03-01 | 201 |
| 2025-04-01 | 213 |

Community Transition Program Release Information

Table 27: Community Transition Program Release Information

| Offense Level | Count |
|---------------|-------|
| F2 | 6 |
| F3 | 27 |
| F4 | 31 |
| F5 | 45 |
| F6 | 27 |
| FA | 5 |
| FB | 5 |
| Total | 146 |

Total Number of Felony Offenses Committed to the Indiana Department of Correction

Table 28: Total Number of Felony Offenses Committed to the Indiana Department of Correction

| Offense Level | Primary Offense | Male | Female | YTD Male | YTD Female |
|---------------|--|------|--------|----------|------------|
| F1 | Attempted Murder (35-42-1-1(1)) | 3 | 0 | 4 | 0 |
| F1 | Burglary (35-43-2-1) | 1 | 0 | 1 | 0 |
| F1 | Child Molesting (35-42-4-3) | 17 | 0 | 25 | 0 |
| F1 | Deal Controlled Substance Result Death (35-42-1-1.5) | 2 | 0 | 2 | 1 |
| F1 | Firearm Enhancement (35-50-2-11) | 1 | 0 | 1 | 0 |
| F1 | Murder (35-42-1-1) | 3 | 0 | 3 | 1 |
| F1 | Neglect Of Dependent Resulting In Death (35-46-1-4) | 0 | 1 | 1 | 1 |
| F2 | Burglary (35-43-2-1) | 1 | 1 | 7 | 1 |
| F2 | Dealing A Sched I, Ii, Iii Control Subst (35-48-4-2) | 2 | 0 | 3 | 2 |
| F2 | Dealing In Cocaine Or Narcotic Drug (35-48-4-1) | 5 | 0 | 14 | 3 |
| F2 | Dealing In Methamphetamine (35-48-4-1.1) | 16 | 7 | 32 | 15 |
| F2 | Poss Destruct Dev/Explo With Intent/Know (35-47.5-5-8) | 2 | 0 | 2 | 0 |
| F2 | Robbery (Serious Bodily Injury) (35-42-5-1) | 0 | 0 | 8 | 0 |
| F2 | Voluntary Manslaughter (35-42-1-3) | 1 | 0 | 1 | 1 |
| F3 | Aggravated Battery (35-42-2-1.5) | 8 | 1 | 21 | 4 |
| F3 | Armed Robbery-Taking Property By Force Or Threatening Use Of Force While Armed (35-42-5-1(a)(1)) | 2 | 0 | 4 | 0 |
| F3 | Burglary (35-43-2-1) | 0 | 0 | 1 | 0 |
| F3 | Child Molesting (35-42-4-3) | 5 | 0 | 13 | 1 |
| F3 | Contributing To The Delinquency Of A Minor Under 18 (35-46-1-8) | 1 | 0 | 1 | 0 |
| F3 | Criminal Confinement (35-42-3-3) | 4 | 0 | 5 | 0 |
| F3 | Criminal Confinement While Armed With A Deadly Weapon (35-42-3-3) | 1 | 0 | 5 | 0 |
| F3 | Dealing A Sched I, Ii, Iii Control Subst (35-48-4-2) | 0 | 0 | 2 | 1 |
| F3 | Dealing In Cocaine Or Narcotic Drug (35-48-4-1) | 7 | 4 | 14 | 5 |
| F3 | Dealing In Methamphetamine (35-48-4-1.1) | 14 | 10 | 35 | 21 |
| F3 | Domestic Battery W/Sbi To A Person Less Than 14 Years Old (35-42-2-1.3(a)(1)) | 1 | 0 | 1 | 1 |
| F3 | Fail To Stop After Acc - Ser Body Injury (9-26-1-1.1) | 2 | 0 | 3 | 0 |
| F3 | Kidnapping (35-42-3-2) | 1 | 0 | 1 | 0 |
| F3 | Neglect Of A Dependent W/ Serious Injury (35-46-1-4) | 0 | 0 | 1 | 6 |
| F3 | Possession Of Cocaine Or Narcotic Drug (35-48-4-6) | 1 | 1 | 9 | 5 |
| F3 | Possession Of Methamphetamine (35-48-4-6.1) | 9 | 6 | 14 | 10 |

| | | | | | |
|----|---|----|---|-----|----|
| F3 | Rape (35-42-4-1) | 2 | 0 | 7 | 0 |
| F3 | Robbery (Armed Or Bodily Injury) (35-42-5-1) | 12 | 2 | 39 | 9 |
| F3 | Robbery Taking Prop By Force (35-42-5-1(1)) | 1 | 0 | 1 | 1 |
| F4 | Arson (35-43-1-1) | 0 | 0 | 3 | 5 |
| F4 | Burglary (35-43-2-1) | 19 | 4 | 46 | 10 |
| F4 | Child Exploitation (35-42-4-4) | 4 | 0 | 8 | 0 |
| F4 | Child Molesting (35-42-4-3) | 28 | 3 | 53 | 3 |
| F4 | Child Solicitation (35-42-4-6) | 6 | 0 | 11 | 0 |
| F4 | Criminal Confinement (35-42-3-3) | 0 | 0 | 2 | 0 |
| F4 | Dealing A Sched I, Ii, Iii Control Subst (35-48-4-2) | 2 | 0 | 2 | 1 |
| F4 | Dealing In Cocaine Or Narcotic Drug (35-48-4-1) | 9 | 2 | 21 | 6 |
| F4 | Dealing In Methamphetamine (35-48-4-1.1) | 18 | 0 | 28 | 8 |
| F4 | Failure To Remain At The Scene Of An Accident Resulting In Death (9-26-1-1.1 (a)(2)) | 0 | 0 | 3 | 0 |
| F4 | Habitual Offender (35-50-2-8) | 0 | 0 | 1 | 0 |
| F4 | Incest - Victim Less Than 16 Years Old (35-46-1-3) | 0 | 0 | 1 | 0 |
| F4 | Manufacturing Methamphetamine (35-48-4-1.2) | 7 | 0 | 7 | 0 |
| F4 | Omvwi - Cause Catastrophic Injury (9-30-5-5(A3)) | 0 | 1 | 0 | 2 |
| F4 | Oper Veh - Intox - Result - Death (9-30-5-5) | 5 | 1 | 6 | 3 |
| F4 | Oper Veh - Intox - Result - Ser Body Inj (9-30-5-4) | 2 | 1 | 2 | 2 |
| F4 | Owi- Death/Injury - W/ Ctrl Sub Sched 1,2 (9-30-5-5(A2)) | 2 | 1 | 2 | 1 |
| F4 | Possession Of Cocaine Or Narcotic Drug (35-48-4-6) | 1 | 5 | 5 | 12 |
| F4 | Possession Of Methamphetamine (35-48-4-6.1) | 8 | 6 | 25 | 24 |
| F4 | Sex Batt By Threat Or Using Deadly Force (35-42-4-8) | 2 | 0 | 4 | 0 |
| F4 | Sexual Misconduct With A Minor (35-42-4-9) | 6 | 0 | 8 | 3 |
| F4 | Unlawful Firearm Poss By Serious Felon (35-47-4-5) | 63 | 0 | 113 | 5 |
| F5 | Alteration Of Firearm's Identifying Marks (35-47-2-18(a)(1)) | 0 | 0 | 1 | 0 |
| F5 | Auto Theft, Receiving Stolen Auto Parts (35-43-4-2.5) | 2 | 0 | 8 | 1 |
| F5 | Auto Theft, Same 8265, Prior Conviction For Either Theft Of An Auto Or Auto Parts (35-43-4-2 (a)) | 1 | 0 | 4 | 0 |
| F5 | Auto Theft-Same 7054, But Defendant Has A Prior For Either Theft Of An Auto (35-43-4-2(a)) | 3 | 0 | 7 | 0 |
| F5 | Auto Theft-Theft Of Entire Motor Vehicle (35-43-4-2(a)(2)(c)) | 0 | 0 | 2 | 1 |
| F5 | Battery (35-42-2-1) | 24 | 5 | 53 | 7 |
| F5 | Battery Against A Public Safety Official (35-42-2-1(c)(1)) | 2 | 0 | 4 | 3 |
| F5 | Battery By Bodily Waste (35-42-2-1H) | 0 | 0 | 0 | 1 |

| | | | | | |
|----|--|----|---|----|----|
| F5 | Battery By Means Of A Deadly Weapon (35-42-2-1(c)(1)) | 0 | 0 | 2 | 0 |
| F5 | Battery On A Person Less Than 14yo (35-42-2-1(c)(1)) | 1 | 0 | 1 | 0 |
| F5 | Battery Resulting In Serious Bodily Injury (35-42-2-1(c)(1)) | 0 | 2 | 0 | 6 |
| F5 | Battery W/Bodily Injury To A Public Safety Officer (35-42-2-1(C)(1)) | 4 | 8 | 7 | 8 |
| F5 | Bribery (35-44.1-1-2) | 0 | 0 | 1 | 0 |
| F5 | Burglary (35-43-2-1) | 21 | 2 | 46 | 6 |
| F5 | Carrying A Handgun W/O License, Def Has A Prior Conviction For Carrying C/O License. (35-47-2-1) | 6 | 1 | 18 | 1 |
| F5 | Check Fraud (35-43-5-12) | 1 | 0 | 1 | 0 |
| F5 | Child Exploitation (35-42-4-4) | 3 | 0 | 8 | 2 |
| F5 | Child Seduction (35-42-4-7) | 0 | 0 | 0 | 1 |
| F5 | Child Solicitation (35-42-4-6) | 4 | 0 | 11 | 0 |
| F5 | Contributing To The Delinquency Of Minor (35-46-1-8) | 0 | 0 | 3 | 0 |
| F5 | Corrupt Business Influence (35-45-6-2) | 0 | 0 | 5 | 3 |
| F5 | Criminal Confinement (35-42-3-3) | 7 | 0 | 16 | 0 |
| F5 | Criminal Recklessness (35-42-2-2) | 0 | 1 | 5 | 1 |
| F5 | Criminal Recklessness, Def. Shoots Firearm Into A Building. (35-42-2-2a) | 2 | 0 | 2 | 0 |
| F5 | Danger Poss Firearm Child Prev Conv/Adj (35-47-10-5) | 3 | 0 | 5 | 0 |
| F5 | Dealing A Sched I, Ii, Iii Control Subst (35-48-4-2) | 0 | 0 | 4 | 1 |
| F5 | Dealing In Cocaine Or Narcotic Drug (35-48-4-1) | 0 | 6 | 4 | 10 |
| F5 | Dealing In Marijuana, Hash Oil, Hashish (35-48-4-10) | 1 | 0 | 3 | 0 |
| F5 | Dealing In Methamphetamine (35-48-4-1.1) | 2 | 2 | 9 | 3 |
| F5 | Domestic Battery By Means Of A Deadly Weapon (35-42-2-1.3(a)(1)) | 3 | 0 | 4 | 0 |
| F5 | Domestic Battery Resulting In Sbi (35-42-2-1.3(A)(1)) | 2 | 1 | 3 | 1 |
| F5 | Domestic Battery W/Bodily Injury Person Under 14 (35-42-2-1.3(a)(1)) | 2 | 1 | 2 | 2 |
| F5 | Domestic Battery With Injury To A Pregnant Woman. (35-42-2-1.3(a)(1)) | 6 | 0 | 13 | 0 |
| F5 | Domestic Battery With Prev Battery Conv (35-42-2-1.3(c)(4)) | 10 | 0 | 24 | 2 |
| F5 | Domestic Battery-Def Has Been Previously Convicted Of Battery Or Strangulation (35-42-2-1.3) | 8 | 0 | 20 | 2 |
| F5 | Escape (35-44.1-3-4) | 3 | 0 | 10 | 0 |
| F5 | Failure To Register As A Sex Offender (11-8-8-17) | 18 | 2 | 37 | 2 |
| F5 | Fraud (35-43-5-4) | 0 | 1 | 1 | 1 |
| F5 | Fraud On A Financial Institution (35-43-5-8) | 0 | 2 | 2 | 3 |

| | | | | | |
|----|--|----|---|----|----|
| F5 | Handgun Violation (Felony Within 15 Yrs) (35-47-2-1) | 13 | 0 | 31 | 0 |
| F5 | Incest (35-46-1-3) | 0 | 0 | 1 | 0 |
| F5 | Intimidation (35-45-2-1) | 12 | 1 | 47 | 4 |
| F5 | Kidnapping (35-42-3-2) | 0 | 0 | 1 | 0 |
| F5 | Neglect Of A Dependent (35-46-1-4) | 0 | 4 | 0 | 4 |
| F5 | Neglect Of A Dependent Resulting In Bodily Injury (35-46-1-4(a)(1)) | 2 | 2 | 2 | 9 |
| F5 | Obstruction Of Justice (35-44.1-2-2) | 2 | 0 | 4 | 1 |
| F5 | Oper Veh - Intox - Result - Ser Body Inj (9-30-5-4) | 1 | 3 | 6 | 5 |
| F5 | Oper Veh - Ser Bodily Injury W/Schd I,II (9-30-5-4(A2)) | 0 | 0 | 1 | 1 |
| F5 | Operate Vehicle After Suspended For Life (9-30-10-17) | 7 | 1 | 18 | 1 |
| F5 | Operating Veh While Intox; Prev Convic; Sbi (9-30-5-3(b)(2)) | 0 | 1 | 0 | 1 |
| F5 | Possess Child Porn W/ Aggravating Factor Found In 35-42-4-4(E)(1) (35-42-4-4(d)(1)) | 1 | 0 | 6 | 0 |
| F5 | Possession Dangerous Device (35-44.1-3-7) | 4 | 0 | 5 | 0 |
| F5 | Possession Of A Destructive Device (35-47.5-5-2) | 0 | 0 | 1 | 0 |
| F5 | Possession Of A Machine Gun Or Bomb (35-47-5-8) | 3 | 0 | 9 | 0 |
| F5 | Possession Of Altered Firearm (35-47-2-18(a)(2)) | 1 | 0 | 2 | 3 |
| F5 | Possession Of Child Pornography (35-42-4-4(C)) | 4 | 0 | 17 | 0 |
| F5 | Possession Of Cocaine Or Narcotic Drug (35-48-4-6) | 10 | 3 | 21 | 7 |
| F5 | Possession Of Methamphetamine (35-48-4-6.1) | 22 | 7 | 64 | 19 |
| F5 | Reckless Homicide (35-42-1-5) | 3 | 1 | 6 | 2 |
| F5 | Resisting Law Enforcement (35-44.1-3-1) | 2 | 0 | 4 | 2 |
| F5 | Robbery (35-42-5-1) | 7 | 3 | 18 | 8 |
| F5 | Sexual Misconduct With A Minor (35-42-4-9) | 0 | 0 | 4 | 1 |
| F5 | Stalking (35-45-10-5) | 0 | 0 | 6 | 0 |
| F5 | Stalking Where Def Violates Po Of Which Def Has Actual Notice (35-45-10-5(A)) | 0 | 0 | 1 | 0 |
| F5 | Strangulation (35-42-2-9) | 0 | 0 | 2 | 0 |
| F5 | Theft Receiving Stolen Property (35-43-4-2) | 1 | 0 | 5 | 1 |
| F5 | Theft,Receiving Stolen Property (35-43-4-2(a)(2)) | 1 | 1 | 3 | 4 |
| F5 | Theft-Use When Property Stolen Is A Firearm (35-43-4-2(a)) | 1 | 1 | 11 | 2 |
| F5 | Trafficking With An Inmate (35-44.1-3-5) | 1 | 0 | 4 | 1 |
| F5 | Unlawful Carrying Of A Handgun (35-47-2-1.5) | 9 | 0 | 30 | 0 |
| F5 | Unlawful Carrying Of A Handgun-Prior Conviction Under This Section (35-47-2-1.5(b)) | 12 | 1 | 27 | 3 |
| F5 | Vicarious Sexual Gratification (35-42-4-5) | 0 | 0 | 1 | 0 |
| F6 | Arson - Pecuniary Loss Gt \$250 Lt \$5,000 (35-43-1-1) | 1 | 0 | 3 | 0 |
| F6 | Assisting A Criminal (35-44.1-2-5) | 0 | 2 | 0 | 4 |

| | | | | | |
|----|---|----|---|----|---|
| F6 | Auto Theft, Receiving Stolen Auto Parts (35-43-4-2.5) | 4 | 0 | 12 | 0 |
| F6 | Auto Theft-Theft Of An Entire Motor Vehicle (35-43-4-2(a)) | 18 | 1 | 24 | 6 |
| F6 | Battery (35-42-2-1) | 17 | 1 | 33 | 4 |
| F6 | Battery By Bodily Waste Against A Public Safety Officer (35-42-2-1(B)(2)) | 1 | 0 | 7 | 0 |
| F6 | Battery On A Public Safety Official (35-42-2-1(c)) | 1 | 0 | 1 | 4 |
| F6 | Battery Resulting In Moderate Bodily Injury (35-42-2-1(c)(1)) | 4 | 0 | 4 | 0 |
| F6 | Check Deception (35-43-5-5) | 0 | 0 | 1 | 0 |
| F6 | Contributing To The Delinquency Of Minor (35-46-1-8) | 0 | 0 | 1 | 0 |
| F6 | Counterfeiting Def Knowingly Makes Or Utters Written Instrument Such That It (35-43-5-2(a)(1)(A)) | 0 | 1 | 6 | 7 |
| F6 | Counterfeiting Def Possesses More Than 1 Written Instrument Knowing They Were (35-43-5-2(a)(2)(D)) | 0 | 0 | 1 | 0 |
| F6 | Criminal Confinement (35-42-3-3) | 4 | 0 | 8 | 0 |
| F6 | Criminal Recklessness (35-42-2-2) | 3 | 3 | 4 | 6 |
| F6 | Criminal Recklessness Committed With A Deadly Weapon (35-42-2-2(a)) | 2 | 1 | 8 | 3 |
| F6 | Criminal Trespass (35-43-2-2) | 1 | 0 | 4 | 0 |
| F6 | Cruelty To Animals, Delib Kill W/O Consen (35-46-3-12) | 0 | 0 | 1 | 0 |
| F6 | Dealing A Sched I, Ii, Iii Control Subst (35-48-4-2(A)) | 0 | 0 | 0 | 1 |
| F6 | Dealing In Marijuana, Hash Oil, Hashish (35-48-4-10) | 0 | 0 | 3 | 2 |
| F6 | Dissemination Of Matter Harmful To Minor (35-49-3-3) | 3 | 0 | 8 | 0 |
| F6 | Domestic Battery (35-42-2-1.3) | 11 | 1 | 25 | 1 |
| F6 | Domestic Battery Committed In The Presence Of A Child Less Than 16 (35-42-2-1.3(a)(1)) | 14 | 0 | 25 | 1 |
| F6 | Domestic Battery In Violation Of A No Contact Order (35-42-2-1.3(a)(1)) | 0 | 0 | 0 | 1 |
| F6 | Domestic Battery On A Person Less Than 14 Years Old (35-42-2-1.3(a)(1)) | 0 | 1 | 1 | 1 |
| F6 | Domestic Battery Resulting In Moderate Bodily Injury (35-42-2-1.3(a)(1)) | 2 | 0 | 3 | 1 |
| F6 | Domestic Battery-Def. Has A Prior Conviction For Any Sort Of Battery Or Strangulation (35-42-2-1.3(a)(1)) | 1 | 1 | 7 | 3 |
| F6 | Domestic Violence Animal Cruelty (35-46-3-12.5) | 1 | 0 | 1 | 1 |
| F6 | Driving Whl/Suspended Resulting In Injur (9-24-19-3(A)) | 0 | 0 | 0 | 1 |
| F6 | Escape (35-44.1-3-4) | 23 | 5 | 61 | 9 |
| F6 | Escape-Def Violates Home Detention Or Removes An Electronic Device (35-44.1-3-4(c)) | 6 | 3 | 10 | 6 |

| | | | | | |
|----|---|----|----|----|----|
| F6 | Failure Of Sex Offender To Possess Id (11-8-8-15) | 1 | 0 | 6 | 0 |
| F6 | Failure To Appear (35-44.1-2-9) | 1 | 0 | 1 | 0 |
| F6 | Failure To Register As A Sex Offender (11-8-8-17) | 10 | 0 | 23 | 1 |
| F6 | Failure To Return To Lawful Detention (35-44.1-3-4(d)) | 6 | 0 | 9 | 5 |
| F6 | Forgery,Counterfeiting,Application Fraud (35-43-5-2) | 2 | 0 | 4 | 2 |
| F6 | Fraud (35-43-5-4) | 1 | 0 | 5 | 3 |
| F6 | Habitual Offender (35-50-2-8) | 1 | 0 | 8 | 0 |
| F6 | Identity Deception (35-43-5-3.5) | 2 | 0 | 5 | 0 |
| F6 | Impersonating A Public Servant (35-44.1-2-6) | 1 | 0 | 2 | 0 |
| F6 | Institutional Criminal Mischief (35-43-1-2) | 0 | 0 | 1 | 0 |
| F6 | Intimidation (35-45-2-1) | 4 | 0 | 22 | 12 |
| F6 | Invasion Of Privacy (35-46-1-15.1) | 11 | 0 | 24 | 1 |
| F6 | Leaving Scene Of An Acc - Moderate Or Ser Bodily Inj (9-26-1-1.1) | 0 | 1 | 1 | 2 |
| F6 | Maintaining Common Nuisance - Cntrl Subs (35-45-1-5(C)) | 1 | 0 | 2 | 3 |
| F6 | Neglect Of A Dependent (35-46-1-4) | 2 | 5 | 11 | 22 |
| F6 | Non-Support Of Dependent Child (35-46-1-5) | 4 | 0 | 4 | 7 |
| F6 | Obstruction Of Justice (35-44.1-2-2) | 2 | 3 | 8 | 5 |
| F6 | Oper Veh - Intox - Prior Conviction (9-30-5-2) | 4 | 4 | 12 | 8 |
| F6 | Oper Veh - Sch 1 Or 2 Control Substance (9-30-5-1(C)) | 3 | 0 | 3 | 1 |
| F6 | Oper Veh .08 Or More - Prior Conviction (9-30-5-1) | 2 | 0 | 5 | 2 |
| F6 | Oper Vehicle - Intox - Prev Conviction (9-30-5-3) | 3 | 5 | 7 | 7 |
| F6 | Operating A Vehicle Intoxicated: Endangering A Person (9-30-5-2(a)(b)) | 2 | 5 | 5 | 6 |
| F6 | Operating A Vehicle While Intoxicated: Endangering A Person Less Than 18yrs (9-30-5-2(a)) | 1 | 0 | 2 | 4 |
| F6 | Operating Veh W/Ace Of .15 Or More W/Pass Under 18/At Least 21 (9-30-5-1(b)) | 0 | 0 | 0 | 3 |
| F6 | Operating Vehicle-Habit Traffic Violator (9-30-10-16) | 18 | 1 | 22 | 3 |
| F6 | Perjury (35-44.1-2-1) | 0 | 0 | 0 | 1 |
| F6 | Pointing A Firearm (35-47-4-3) | 0 | 0 | 4 | 1 |
| F6 | Possession Of A Syringe (16-42-19-18B) | 1 | 5 | 1 | 5 |
| F6 | Possession Of Child Pornography (35-42-4-4(C)) | 0 | 0 | 1 | 0 |
| F6 | Possession Of Child Pornography (35-42-4-4(d)) | 1 | 0 | 4 | 0 |
| F6 | Possession Of Cocaine Or Narcotic Drug (35-48-4-6) | 24 | 15 | 65 | 42 |
| F6 | Possession Of Controlled Substance (35-48-4-7) | 4 | 0 | 8 | 0 |
| F6 | Possession Of Marijuana, Hash, Hash Oil (35-48-4-11) | 0 | 0 | 0 | 1 |
| F6 | Possession Of Methamphetamine (35-48-4-6.1) | 30 | 23 | 94 | 48 |
| F6 | Possession Of Methamphetamine (35-48-4-6.1A) | 35 | 5 | 76 | 43 |
| F6 | Possession Of Syringes Or Needles (16-42-19-18) | 25 | 2 | 42 | 24 |

| | | | | | |
|----|---|----|----|-----|----|
| F6 | Possession Or Use Of Legend Drug (16-42-19-13) | 5 | 1 | 8 | 6 |
| F6 | Residential Entry (35-43-2-1.5) | 7 | 0 | 19 | 7 |
| F6 | Resisting Law Enforcement (35-44.1-3-1) | 44 | 8 | 96 | 15 |
| F6 | Sexual Battery (35-42-4-8) | 2 | 0 | 7 | 0 |
| F6 | Stalking (35-45-10-5) | 0 | 0 | 1 | 0 |
| F6 | Strangulation (35-42-2-9) | 11 | 0 | 18 | 0 |
| F6 | Theft Where Value Of Property Is Between \$750-\$50k (35-43-4-2(a)) | 3 | 1 | 7 | 26 |
| F6 | Theft, Def. Has A Prior Conviction For Either Theft Or Conversion (35-43-4-2(a)) | 3 | 6 | 8 | 11 |
| F6 | Theft,Receiving Stolen Property (35-43-4-2) | 37 | 12 | 102 | 38 |
| F6 | Theft; Prior Conviction For Robbery Or Burglary (35-43-4-2(a)) | 0 | 2 | 0 | 6 |
| F6 | Unauthorized Entry Of Motor Vehicle (35-43-4-2.7) | 1 | 0 | 1 | 0 |
| F6 | Use Of Fireworks Resulting In Serious Bodily Injury (22-11-14-6) | 1 | 0 | 1 | 0 |
| F6 | Voyeurism (35-45-4-5) | 2 | 0 | 2 | 0 |
| F6 | Welfare Fraud (35-43-5-7) | 1 | 0 | 1 | 0 |
| FA | Arson (35-43-1-1) | 0 | 0 | 1 | 0 |
| FA | Attempted Murder (35-42-1-1) | 2 | 0 | 2 | 0 |
| FA | Burglary (35-43-2-1) | 1 | 0 | 1 | 0 |
| FA | Child Molesting (35-42-4-3) | 6 | 0 | 16 | 0 |
| FA | Criminal Deviate Conduct (35-42-4-2) | 0 | 0 | 1 | 0 |
| FA | Dealing In A Sched I,Ii Or Iii Cont Sub (35-48-4-2) | 0 | 0 | 1 | 0 |
| FA | Dealing In Cocaine Or Narcotic Drug (35-48-4-1) | 0 | 0 | 3 | 0 |
| FA | Kidnapping (35-42-3-2) | 0 | 0 | 1 | 0 |
| FA | Rape (35-42-4-1) | 0 | 0 | 1 | 0 |
| FA | Robbery (Serious Bodily Injury) (35-42-5-1) | 1 | 0 | 2 | 0 |
| FA | Voluntary Manslaughter (35-42-1-3) | 1 | 0 | 2 | 0 |
| FB | Aggravated Battery (35-42-2-1.5) | 3 | 0 | 5 | 0 |
| FB | Arson (35-43-1-1) | 1 | 0 | 1 | 0 |
| FB | Battery (35-42-2-1) | 1 | 0 | 1 | 0 |
| FB | Burglary (35-43-2-1) | 8 | 4 | 33 | 4 |
| FB | Child Molesting (35-42-4-3) | 7 | 0 | 13 | 0 |
| FB | Criminal Deviate Conduct (35-42-4-2) | 3 | 0 | 6 | 0 |
| FB | Dealing In A Sched I,Ii Or Iii Contr Sub (35-48-4-2) | 1 | 0 | 2 | 1 |
| FB | Dealing In Cocaine Or Narcotic Drug (35-48-4-1) | 2 | 0 | 3 | 0 |
| FB | Dealing In Methamphetamine (35-48-4-1.1) | 2 | 0 | 8 | 0 |
| FB | Fail To Stop Aft Acc - Sbi - Oper Intox (9-26-1-1) | 1 | 0 | 1 | 0 |
| FB | Neglect Of A Dependent (35-46-1-4) | 0 | 0 | 1 | 0 |
| FB | Possession Of Cocaine Or Narcotic Drug (35-48-4-6) | 1 | 0 | 1 | 0 |
| FB | Prisoner Poss. Dangerous Device/Material (35-44-3-9.5) | 0 | 0 | 2 | 0 |

| | | | | | |
|-------|--|------|-----|------|-----|
| FB | Rape (35-42-4-1) | 1 | 0 | 5 | 0 |
| FB | Robbery (Armed Or Bodily Injury) (35-42-5-1) | 6 | 0 | 20 | 1 |
| FB | Sexual Misconduct With A Minor (35-42-4-9) | 1 | 0 | 5 | 0 |
| FB | Unlawful Firearm Poss By Serious Felon (35-47-4-5) | 0 | 0 | 4 | 0 |
| FC | Battery (35-42-2-1) | 5 | 0 | 12 | 0 |
| FC | Burglary (35-43-2-1) | 2 | 0 | 4 | 0 |
| FC | Child Exploitation (35-42-4-4) | 0 | 0 | 2 | 0 |
| FC | Child Molesting (35-42-4-3) | 3 | 0 | 11 | 0 |
| FC | Corrupt Business Influence (35-45-6-2) | 1 | 0 | 1 | 0 |
| FC | Dealing In Marijuana, Hash Oil, Hashish (35-48-4-10) | 1 | 0 | 1 | 0 |
| FC | Forgery,Counterfeiting,Application Fraud (35-43-5-2) | 0 | 1 | 4 | 2 |
| FC | Fraud On A Financial Institution (35-43-5-8) | 1 | 0 | 1 | 0 |
| FC | Handgun Violation (35-47-2-7) | 1 | 0 | 1 | 0 |
| FC | Non Support Of Dependent Child (35-46-1-5) | 1 | 0 | 2 | 0 |
| FC | Operate Vehicle After Suspended For Life (9-30-10-17) | 1 | 0 | 3 | 0 |
| FC | Possession Of Methamphetamine (35-48-4-6.1) | 0 | 0 | 1 | 0 |
| FD | Auto Theft, Receiving Stolen Auto Parts (35-43-4-2.5) | 0 | 0 | 3 | 0 |
| FD | Battery (35-42-2-1) | 1 | 0 | 2 | 0 |
| FD | Criminal Confinement (35-42-3-3) | 1 | 0 | 1 | 0 |
| FD | Domestic Battery (35-42-2-1.3) | 0 | 0 | 1 | 0 |
| FD | Failure To Register As A Sex Offender (11-8-8-17) | 0 | 0 | 1 | 0 |
| FD | Forgery,Counterfeiting,Application Fraud (35-43-5-2) | 1 | 0 | 1 | 0 |
| FD | Fraud (35-43-5-4) | 0 | 0 | 1 | 0 |
| FD | Non-Support Of Child (35-46-1-5) | 1 | 0 | 1 | 0 |
| FD | Possession Of A Controlled Substance (35-48-4-7) | 0 | 0 | 4 | 0 |
| FD | Possession Of Marijuana, Hash, Hash Oil (35-48-4-11) | 0 | 0 | 1 | 0 |
| FD | Possession Of Methamphetamine (35-48-4-6.1) | 0 | 0 | 1 | 0 |
| FD | Possession Of Precursors (35-48-4-14.5) | 2 | 0 | 2 | 0 |
| FD | Residential Entry (35-43-2-1.5) | 0 | 0 | 1 | 0 |
| FD | Resisting Law Enforcement (35-44-3-3) | 1 | 0 | 2 | 0 |
| FD | Sexual Battery (35-42-4-8) | 0 | 0 | 1 | 0 |
| FD | Strangulation (35-42-2-9) | 0 | 0 | 1 | 0 |
| FD | Theft,Receiving Stolen Property (35-43-4-2) | 6 | 0 | 22 | 0 |
| M | Murder (35-42-1-1) | 12 | 0 | 19 | 3 |
| Total | - | 1091 | 249 | 2606 | 765 |

Number of New Admissions by Most Serious Offense Committed to the Indiana Department of Correction

Table 29: Number of Admissions by Most Serious Offense Committed to the Indiana Department of Correction

| Offense Level | Primary Offense | Male | Female | YTD Male | YTD Female |
|---------------|--|------|--------|----------|------------|
| F1 | Attempted Murder (35-42-1-1(1)) | 3 | 0 | 3 | 0 |
| F1 | Burglary (35-43-2-1) | 1 | 0 | 1 | 0 |
| F1 | Child Molesting (35-42-4-3) | 7 | 0 | 12 | 0 |
| F1 | Deal Controlled Substance Result Death (35-42-1-1.5) | 1 | 0 | 1 | 1 |
| F1 | Murder (35-42-1-1) | 3 | 0 | 3 | 1 |
| F1 | Neglect Of Dependent Resulting In Death (35-46-1-4) | 0 | 1 | 1 | 1 |
| F2 | Attempted Robbery (Serious Bodily Injury) (35-42-5-1) | 0 | 0 | 2 | 0 |
| F2 | Burglary (35-43-2-1) | 1 | 1 | 3 | 1 |
| F2 | Conspiracy Dealing In Cocaine Or Narcotic Drug (35-48-4-1) | 0 | 0 | 1 | 0 |
| F2 | Dealing A Sched I, Ii, Iii Control Subst (35-48-4-2) | 2 | 0 | 3 | 1 |
| F2 | Dealing In Cocaine Or Narcotic Drug (35-48-4-1) | 3 | 0 | 10 | 2 |
| F2 | Dealing In Methamphetamine (35-48-4-1.1) | 12 | 3 | 25 | 10 |
| F2 | Poss Destruct Dev/Explo With Intent/Know (35-47.5-5-8) | 1 | 0 | 1 | 0 |
| F2 | Robbery (Serious Bodily Injury) (35-42-5-1) | 0 | 0 | 3 | 0 |
| F2 | Voluntary Manslaughter (35-42-1-3) | 1 | 0 | 1 | 1 |
| F3 | Aggravated Battery (35-42-2-1.5) | 2 | 1 | 11 | 4 |
| F3 | Aiding Robbery (Armed Or Bodily Injury) (35-42-5-1) | 0 | 1 | 0 | 1 |
| F3 | Armed Robbery-Taking Property By Force Or Threatening Use Of Force While Armed (35-42-5-1(a)(1)) | 1 | 0 | 3 | 0 |
| F3 | Attempted Kidnapping (35-42-3-2) | 1 | 0 | 1 | 0 |
| F3 | Attempted Rape (35-42-4-1) | 0 | 0 | 1 | 0 |
| F3 | Attempted Robbery (Armed Or Bodily Injury) (35-42-5-1) | 0 | 0 | 2 | 0 |
| F3 | Burglary (35-43-2-1) | 0 | 0 | 1 | 0 |
| F3 | Child Molesting (35-42-4-3) | 4 | 0 | 10 | 1 |
| F3 | Contributing To The Delinquency Of A Minor Under 18 (35-46-1-8) | 1 | 0 | 1 | 0 |
| F3 | Criminal Confinement (35-42-3-3) | 4 | 0 | 5 | 0 |
| F3 | Criminal Confinement While Armed With A Deadly Weapon (35-42-3-3) | 1 | 0 | 2 | 0 |
| F3 | Dealing A Sched I, Ii, Iii Control Subst (35-48-4-2) | 0 | 0 | 2 | 1 |
| F3 | Dealing In Cocaine Or Narcotic Drug (35-48-4-1) | 6 | 3 | 10 | 3 |
| F3 | Dealing In Methamphetamine (35-48-4-1.1) | 8 | 4 | 22 | 12 |

| | | | | | |
|----|--|----|---|----|----|
| F3 | Domestic Battery W/Sbi To A Person Less Than 14 Years Old (35-42-2-1.3(a)(1)) | 1 | 0 | 1 | 1 |
| F3 | Fail To Stop After Acc - Ser Body Injury (9-26-1-1.1) | 1 | 0 | 2 | 0 |
| F3 | Neglect Of A Dependent W/ Serious Injury (35-46-1-4) | 0 | 0 | 1 | 4 |
| F3 | Possession Of Cocaine Or Narcotic Drug (35-48-4-6) | 1 | 1 | 5 | 4 |
| F3 | Possession Of Methamphetamine (35-48-4-6.1) | 9 | 5 | 13 | 8 |
| F3 | Rape (35-42-4-1) | 1 | 0 | 3 | 0 |
| F3 | Robbery (Armed Or Bodily Injury) (35-42-5-1) | 7 | 1 | 22 | 4 |
| F3 | Robbery Taking Prop By Force (35-42-5-1(1)) | 1 | 0 | 1 | 1 |
| F4 | Arson (35-43-1-1) | 0 | 0 | 3 | 2 |
| F4 | Attempted Burglary (35-43-2-1) | 0 | 0 | 2 | 0 |
| F4 | Burglary (35-43-2-1) | 14 | 4 | 31 | 10 |
| F4 | Child Exploitation (35-42-4-4) | 3 | 0 | 7 | 0 |
| F4 | Child Molesting (35-42-4-3) | 14 | 1 | 30 | 1 |
| F4 | Child Solicitation (35-42-4-6) | 5 | 0 | 10 | 0 |
| F4 | Conspiracy Dealing In Methamphetamine (35-48-4-1.1) | 0 | 0 | 1 | 0 |
| F4 | Criminal Confinement (35-42-3-3) | 0 | 0 | 1 | 0 |
| F4 | Dealing A Sched I, Ii, Iii Control Subst (35-48-4-2) | 2 | 0 | 2 | 1 |
| F4 | Dealing In Cocaine Or Narcotic Drug (35-48-4-1) | 5 | 2 | 11 | 4 |
| F4 | Dealing In Methamphetamine (35-48-4-1.1) | 5 | 0 | 11 | 6 |
| F4 | Failure To Remain At The Scene Of An Accident Resulting In Death (9-26-1-1.1 (a)(2)) | 0 | 0 | 2 | 0 |
| F4 | Manufacturing Methamphetamine (35-48-4-1.2) | 2 | 0 | 2 | 0 |
| F4 | Omvwi - Cause Catastrophic Injury (9-30-5-5(A3)) | 0 | 0 | 0 | 1 |
| F4 | Oper Veh - Intox - Result - Death (9-30-5-5) | 5 | 1 | 6 | 2 |
| F4 | Oper Veh - Intox - Result - Ser Body Inj (9-30-5-4) | 2 | 1 | 2 | 2 |
| F4 | Owi- Death/Injury - W/ Ctrl Sub Sched 1,2 (9-30-5-5(A2)) | 1 | 1 | 1 | 1 |
| F4 | Possession Of Cocaine Or Narcotic Drug (35-48-4-6) | 0 | 2 | 2 | 6 |
| F4 | Possession Of Methamphetamine (35-48-4-6.1) | 5 | 4 | 15 | 12 |
| F4 | Sex Batt By Threat Or Using Deadly Force (35-42-4-8) | 1 | 0 | 2 | 0 |
| F4 | Sexual Misconduct With A Minor (35-42-4-9) | 3 | 0 | 5 | 1 |
| F4 | Unlawful Firearm Poss By Serious Felon (35-47-4-5) | 34 | 0 | 65 | 5 |
| F5 | Aiding Trafficking With An Inmate (35-44.1-3-5) | 1 | 0 | 1 | 0 |
| F5 | Alteration Of Firearm's Identifying Marks (35-47-2-18(a)(1)) | 0 | 0 | 1 | 0 |
| F5 | Attempted Auto Theft, Receiving Stolen Auto Parts (35-43-4-2.5) | 1 | 0 | 1 | 0 |
| F5 | Attempted Battery (35-42-2-1) | 0 | 0 | 1 | 0 |

| | | | | | |
|----|---|----|---|----|---|
| F5 | Attempted Domestic Battery With Prev Battery Conv (35-42-2-1.3(c)(4)) | 1 | 0 | 1 | 0 |
| F5 | Attempted Trafficking With An Inmate (35-44.1-3-5) | 0 | 0 | 2 | 0 |
| F5 | Auto Theft, Receiving Stolen Auto Parts (35-43-4-2.5) | 0 | 0 | 5 | 1 |
| F5 | Auto Theft, Same 8265, Prior Conviction For Either Theft Of An Auto Or Auto Parts (35-43-4-2 (a)) | 1 | 0 | 2 | 0 |
| F5 | Auto Theft-Same 7054, But Defendant Has A Prior For Either Theft Of An Auto (35-43-4-2(a)) | 2 | 0 | 4 | 0 |
| F5 | Auto Theft-Theft Of Entire Motor Vehicle (35-43-4-2(a)(2)(c)) | 0 | 0 | 1 | 1 |
| F5 | Battery (35-42-2-1) | 11 | 1 | 29 | 3 |
| F5 | Battery Against A Public Safety Official (35-42-2-1(c)(1)) | 1 | 0 | 3 | 1 |
| F5 | Battery By Bodily Waste (35-42-2-1H) | 0 | 0 | 0 | 1 |
| F5 | Battery By Means Of A Deadly Weapon (35-42-2-1(c)(1)) | 0 | 0 | 1 | 0 |
| F5 | Battery On A Person Less Than 14yo (35-42-2-1(c)(1)) | 1 | 0 | 1 | 0 |
| F5 | Battery Resulting In Serious Bodily Injury (35-42-2-1(c)(1)) | 0 | 1 | 0 | 2 |
| F5 | Battery W/Bodily Injury To A Public Safety Officer (35-42-2-1(C)(1)) | 2 | 2 | 4 | 2 |
| F5 | Burglary (35-43-2-1) | 11 | 2 | 27 | 3 |
| F5 | Carrying A Handgun W/O License, Def Has A Prior Conviction For Carrying C/O License. (35-47-2-1) | 2 | 1 | 9 | 1 |
| F5 | Check Fraud (35-43-5-12) | 1 | 0 | 1 | 0 |
| F5 | Child Exploitation (35-42-4-4) | 1 | 0 | 3 | 1 |
| F5 | Child Seduction (35-42-4-7) | 0 | 0 | 0 | 1 |
| F5 | Child Solicitation (35-42-4-6) | 4 | 0 | 6 | 0 |
| F5 | Conspiracy Burglary (35-43-2-1) | 0 | 0 | 1 | 0 |
| F5 | Corrupt Business Influence (35-45-6-2) | 0 | 0 | 3 | 1 |
| F5 | Criminal Confinement (35-42-3-3) | 5 | 0 | 11 | 0 |
| F5 | Criminal Recklessness (35-42-2-2) | 0 | 1 | 3 | 1 |
| F5 | Criminal Recklessness, Def. Shoots Firearm Into A Building. (35-42-2-2a) | 1 | 0 | 1 | 0 |
| F5 | Danger Poss Firearm Child Prev Conv/Adj (35-47-10-5) | 2 | 0 | 3 | 0 |
| F5 | Dealing A Sched I, Ii, Iii Control Subst (35-48-4-2) | 0 | 0 | 2 | 0 |
| F5 | Dealing In Cocaine Or Narcotic Drug (35-48-4-1) | 0 | 1 | 2 | 3 |
| F5 | Dealing In Marijuana, Hash Oil, Hashish (35-48-4-10) | 0 | 0 | 2 | 0 |
| F5 | Dealing In Methamphetamine (35-48-4-1.1) | 2 | 0 | 7 | 1 |
| F5 | Domestic Battery By Means Of A Deadly Weapon (35-42-2-1.3(a)(1)) | 2 | 0 | 3 | 0 |

| | | | | | |
|----|--|----|---|----|----|
| F5 | Domestic Battery Resulting In Sbi (35-42-2-1.3(A)(1)) | 1 | 1 | 2 | 1 |
| F5 | Domestic Battery W/Bodily Injury Person Under 14 (35-42-2-1.3(a)(1)) | 1 | 1 | 1 | 2 |
| F5 | Domestic Battery With Injury To A Pregnant Woman. (35-42-2-1.3(a)(1)) | 5 | 0 | 9 | 0 |
| F5 | Domestic Battery With Prev Battery Conv (35-42-2-1.3(c)(4)) | 3 | 0 | 11 | 0 |
| F5 | Domestic Battery-Def Has Been Previously Convicted Of Battery Or Strangulation (35-42-2-1.3) | 7 | 0 | 14 | 1 |
| F5 | Escape (35-44.1-3-4) | 1 | 0 | 4 | 0 |
| F5 | Failure To Register As A Sex Offender (11-8-8-17) | 11 | 2 | 23 | 2 |
| F5 | Fraud (35-43-5-4) | 0 | 0 | 1 | 0 |
| F5 | Fraud On A Financial Institution (35-43-5-8) | 0 | 1 | 2 | 1 |
| F5 | Handgun Violation (Felony Within 15 Yrs) (35-47-2-1) | 7 | 0 | 16 | 0 |
| F5 | Incest (35-46-1-3) | 0 | 0 | 1 | 0 |
| F5 | Intimidation (35-45-2-1) | 7 | 1 | 29 | 3 |
| F5 | Neglect Of A Dependent Resulting In Bodily Injury (35-46-1-4(a)(1)) | 1 | 2 | 1 | 4 |
| F5 | Obstruction Of Justice (35-44.1-2-2) | 1 | 0 | 1 | 0 |
| F5 | Oper Veh - Intox - Result - Ser Body Inj (9-30-5-4) | 0 | 2 | 2 | 4 |
| F5 | Oper Veh - Ser Bodily Injury W/Schd I,II (9-30-5-4(A2)) | 0 | 0 | 1 | 1 |
| F5 | Operate Vehicle After Suspended For Life (9-30-10-17) | 3 | 0 | 8 | 0 |
| F5 | Operating Veh While Intox; Prev Convic; Sbi (9-30-5-3(b)(2)) | 0 | 1 | 0 | 1 |
| F5 | Possess Child Porn W/ Aggravating Factor Found In 35-42-4-4(E)(1) (35-42-4-4(d)(1)) | 0 | 0 | 2 | 0 |
| F5 | Possession Of A Destructive Device (35-47.5-5-2) | 0 | 0 | 1 | 0 |
| F5 | Possession Of A Machine Gun Or Bomb (35-47-5-8) | 1 | 0 | 5 | 0 |
| F5 | Possession Of Altered Firearm (35-47-2-18(a)(2)) | 1 | 0 | 2 | 1 |
| F5 | Possession Of Child Pornography (35-42-4-4(C)) | 2 | 0 | 6 | 0 |
| F5 | Possession Of Cocaine Or Narcotic Drug (35-48-4-6) | 4 | 3 | 9 | 3 |
| F5 | Possession Of Methamphetamine (35-48-4-6.1) | 14 | 4 | 40 | 14 |
| F5 | Reckless Homicide (35-42-1-5) | 2 | 1 | 5 | 2 |
| F5 | Resisting Law Enforcement (35-44.1-3-1) | 1 | 0 | 3 | 2 |
| F5 | Robbery (35-42-5-1) | 5 | 2 | 10 | 6 |
| F5 | Sexual Misconduct With A Minor (35-42-4-9) | 0 | 0 | 1 | 0 |
| F5 | Stalking (35-45-10-5) | 0 | 0 | 4 | 0 |
| F5 | Stalking Where Def Violates Po Of Which Def Has Actual Notice (35-45-10-5(A)) | 0 | 0 | 1 | 0 |
| F5 | Strangulation (35-42-2-9) | 0 | 0 | 2 | 0 |
| F5 | Theft Receiving Stolen Property (35-43-4-2) | 0 | 0 | 3 | 1 |

| | | | | | |
|----|---|---|---|----|---|
| F5 | Theft,Receiving Stolen Property (35-43-4-2(a)(2)) | 1 | 1 | 3 | 1 |
| F5 | Theft-Use When Property Stolen Is A Firearm (35-43-4-2(a)) | 1 | 1 | 3 | 2 |
| F5 | Trafficking With An Inmate (35-44.1-3-5) | 0 | 0 | 0 | 1 |
| F5 | Unlawful Carrying Of A Handgun (35-47-2-1.5) | 6 | 0 | 13 | 0 |
| F5 | Unlawful Carrying Of A Handgun-Prior Conviction Under This Section (35-47-2-1.5(b)) | 8 | 1 | 16 | 3 |
| F6 | Aiding Theft,Receiving Stolen Property (35-43-4-2) | 0 | 0 | 1 | 0 |
| F6 | Assisting A Criminal (35-44.1-2-5) | 0 | 1 | 0 | 2 |
| F6 | Auto Theft, Receiving Stolen Auto Parts (35-43-4-2.5) | 1 | 0 | 3 | 0 |
| F6 | Auto Theft-Theft Of An Entire Motor Vehicle (35-43-4-2(a)) | 7 | 0 | 9 | 2 |
| F6 | Battery (35-42-2-1) | 5 | 1 | 12 | 3 |
| F6 | Battery By Bodily Waste Against A Public Safety Officer (35-42-2-1(B)(2)) | 0 | 0 | 1 | 0 |
| F6 | Battery On A Public Safety Official (35-42-2-1(c)) | 0 | 0 | 0 | 1 |
| F6 | Battery Resulting In Moderate Bodily Injury (35-42-2-1(c)(1)) | 1 | 0 | 1 | 0 |
| F6 | Check Deception (35-43-5-5) | 0 | 0 | 1 | 0 |
| F6 | Contributing To The Delinquency Of Minor (35-46-1-8) | 0 | 0 | 1 | 0 |
| F6 | Counterfeiting Def Knowingly Makes Or Utters Written Instrument Such That It (35-43-5-2(a)(1)(A)) | 0 | 1 | 1 | 2 |
| F6 | Counterfeiting Def Possesses More Than 1 Written Instrument Knowing They Were (35-43-5-2(a)(2)(D)) | 0 | 0 | 1 | 0 |
| F6 | Criminal Confinement (35-42-3-3) | 1 | 0 | 2 | 0 |
| F6 | Criminal Recklessness (35-42-2-2) | 1 | 0 | 1 | 1 |
| F6 | Criminal Recklessness Committed With A Deadly Weapon (35-42-2-2(a)) | 1 | 0 | 2 | 1 |
| F6 | Criminal Trespass (35-43-2-2) | 1 | 0 | 4 | 0 |
| F6 | Dealing In Marijuana, Hash Oil, Hashish (35-48-4-10) | 0 | 0 | 1 | 0 |
| F6 | Domestic Battery (35-42-2-1.3) | 4 | 0 | 7 | 0 |
| F6 | Domestic Battery Committed In The Presence Of A Child Less Than 16 (35-42-2-1.3(a)(1)) | 4 | 0 | 9 | 1 |
| F6 | Domestic Battery In Violation Of A No Contact Order (35-42-2-1.3(a)(1)) | 0 | 0 | 0 | 1 |
| F6 | Domestic Battery On A Person Less Than 14 Years Old (35-42-2-1.3(a)(1)) | 0 | 1 | 0 | 1 |
| F6 | Domestic Battery Resulting In Moderate Bodily Injury (35-42-2-1.3(a)(1)) | 1 | 0 | 1 | 1 |
| F6 | Domestic Battery-Def. Has A Prior Conviction For Any Sort Of Battery Or Strangulation (35-42-2-1.3(a)(1)) | 1 | 1 | 4 | 3 |
| F6 | Driving Whl/Suspended Resulting In Injur (9-24-19-3(A)) | 0 | 0 | 0 | 1 |

| | | | | | |
|----|---|----|----|----|----|
| F6 | Escape (35-44.1-3-4) | 6 | 0 | 12 | 1 |
| F6 | Escape-Def Violates Home Detention Or Removes An Electronic Device (35-44.1-3-4(c)) | 1 | 0 | 2 | 1 |
| F6 | Failure Of Sex Offender To Possess Id (11-8-8-15) | 0 | 0 | 3 | 0 |
| F6 | Failure To Appear (35-44.1-2-9) | 1 | 0 | 1 | 0 |
| F6 | Failure To Register As A Sex Offender (11-8-8-17) | 4 | 0 | 10 | 1 |
| F6 | Failure To Return To Lawful Detention (35-44.1-3-4(d)) | 2 | 0 | 3 | 3 |
| F6 | Forgery,Counterfeiting,Application Fraud (35-43-5-2) | 0 | 0 | 0 | 2 |
| F6 | Fraud (35-43-5-4) | 1 | 0 | 2 | 2 |
| F6 | Habitual Offender (35-50-2-8) | 1 | 0 | 1 | 0 |
| F6 | Identity Deception (35-43-5-3.5) | 2 | 0 | 4 | 0 |
| F6 | Impersonating A Public Servant (35-44.1-2-6) | 1 | 0 | 2 | 0 |
| F6 | Institutional Criminal Mischief (35-43-1-2) | 0 | 0 | 1 | 0 |
| F6 | Intimidation (35-45-2-1) | 1 | 0 | 3 | 4 |
| F6 | Invasion Of Privacy (35-46-1-15.1) | 5 | 0 | 9 | 1 |
| F6 | Leaving Scene Of An Acc - Moderate Or Ser Bodily Inj (9-26-1-1.1) | 0 | 0 | 1 | 0 |
| F6 | Maintaining Common Nuisance - Cntrl Subs (35-45-1-5(C)) | 0 | 0 | 0 | 2 |
| F6 | Neglect Of A Dependent (35-46-1-4) | 1 | 2 | 2 | 5 |
| F6 | Non-Support Of Dependent Child (35-46-1-5) | 2 | 0 | 2 | 1 |
| F6 | Obstruction Of Justice (35-44.1-2-2) | 0 | 1 | 2 | 1 |
| F6 | Oper Veh - Intox - Prior Conviction (9-30-5-2) | 4 | 2 | 9 | 5 |
| F6 | Oper Veh - Sch 1 Or 2 Control Substance (9-30-5-1(C)) | 1 | 0 | 1 | 1 |
| F6 | Oper Veh .08 Or More - Prior Conviction (9-30-5-1) | 1 | 0 | 2 | 1 |
| F6 | Oper Vehicle - Intox - Prev Conviction (9-30-5-3) | 1 | 1 | 2 | 1 |
| F6 | Operating A Vehicle Intoxicated: Endangering A Person (9-30-5-2(a)(b)) | 2 | 1 | 2 | 1 |
| F6 | Operating A Vehicle While Intoxicated: Endangering A Person Less Than 18yrs (9-30-5-2(a)) | 1 | 0 | 2 | 3 |
| F6 | Operating Veh W/Ace Of .15 Or More W/Pass Under 18/At Least 21 (9-30-5-1(b)) | 0 | 0 | 0 | 2 |
| F6 | Operating Vehicle-Habit Traffic Violator (9-30-10-16) | 5 | 1 | 8 | 1 |
| F6 | Possession Of A Syringe (16-42-19-18B) | 1 | 4 | 1 | 4 |
| F6 | Possession Of Cocaine Or Narcotic Drug (35-48-4-6) | 13 | 8 | 28 | 22 |
| F6 | Possession Of Controlled Substance (35-48-4-7) | 0 | 0 | 1 | 0 |
| F6 | Possession Of Marijuana, Hash, Hash Oil (35-48-4-11) | 0 | 0 | 0 | 1 |
| F6 | Possession Of Methamphetamine (35-48-4-6.1) | 10 | 10 | 36 | 22 |
| F6 | Possession Of Methamphetamine (35-48-4-6.1A) | 19 | 4 | 46 | 24 |
| F6 | Possession Of Syringes Or Needles (16-42-19-18) | 7 | 1 | 12 | 12 |

| | | | | | |
|----|---|----|---|----|----|
| F6 | Possession Or Use Of Legend Drug (16-42-19-13) | 1 | 0 | 1 | 1 |
| F6 | Residential Entry (35-43-2-1.5) | 4 | 0 | 10 | 5 |
| F6 | Resisting Law Enforcement (35-44.1-3-1) | 11 | 1 | 27 | 4 |
| F6 | Sexual Battery (35-42-4-8) | 0 | 0 | 1 | 0 |
| F6 | Strangulation (35-42-2-9) | 4 | 0 | 5 | 0 |
| F6 | Theft Where Value Of Property Is Between \$750-\$50k (35-43-4-2(a)) | 1 | 1 | 4 | 8 |
| F6 | Theft, Def. Has A Prior Conviction For Either Theft Or Conversion (35-43-4-2(a)) | 0 | 3 | 0 | 4 |
| F6 | Theft,Receiving Stolen Property (35-43-4-2) | 20 | 5 | 39 | 16 |
| F6 | Theft; Prior Conviction For Robbery Or Burglary (35-43-4-2(a)) | 0 | 1 | 0 | 1 |
| F6 | Voyeurism (35-45-4-5) | 1 | 0 | 1 | 0 |
| FA | Arson (35-43-1-1) | 0 | 0 | 1 | 0 |
| FA | Attempted Attempted Murder (35-42-1-1) | 2 | 0 | 2 | 0 |
| FA | Burglary (35-43-2-1) | 1 | 0 | 1 | 0 |
| FA | Child Molesting (35-42-4-3) | 5 | 0 | 12 | 0 |
| FA | Dealing In A Sched I,Ii Or Iii Cont Sub (35-48-4-2) | 0 | 0 | 1 | 0 |
| FA | Dealing In Cocaine Or Narcotic Drug (35-48-4-1) | 0 | 0 | 3 | 0 |
| FA | Kidnapping (35-42-3-2) | 0 | 0 | 1 | 0 |
| FA | Rape (35-42-4-1) | 0 | 0 | 1 | 0 |
| FA | Robbery (Serious Bodily Injury) (35-42-5-1) | 1 | 0 | 2 | 0 |
| FA | Voluntary Manslaughter (35-42-1-3) | 0 | 0 | 1 | 0 |
| FB | Aggravated Battery (35-42-2-1.5) | 3 | 0 | 5 | 0 |
| FB | Arson (35-43-1-1) | 1 | 0 | 1 | 0 |
| FB | Attempted Battery (35-42-2-1) | 1 | 0 | 1 | 0 |
| FB | Attempted Burglary (35-43-2-1) | 1 | 0 | 1 | 0 |
| FB | Attempted Child Molesting (35-42-4-3) | 1 | 0 | 1 | 0 |
| FB | Attempted Robbery (Armed Or Bodily Injury) (35-42-5-1) | 0 | 0 | 1 | 0 |
| FB | Burglary (35-43-2-1) | 5 | 1 | 18 | 1 |
| FB | Child Molesting (35-42-4-3) | 2 | 0 | 6 | 0 |
| FB | Conspiracy Robbery (Armed Or Bodily Injury) (35-42-5-1) | 0 | 0 | 1 | 0 |
| FB | Criminal Deviate Conduct (35-42-4-2) | 0 | 0 | 1 | 0 |
| FB | Dealing In A Sched I,Ii Or Iii Contr Sub (35-48-4-2) | 1 | 0 | 2 | 1 |
| FB | Dealing In Cocaine Or Narcotic Drug (35-48-4-1) | 1 | 0 | 2 | 0 |
| FB | Dealing In Methamphetamine (35-48-4-1.1) | 2 | 0 | 7 | 0 |
| FB | Fail To Stop Aft Acc - Sbi - Oper Intox (9-26-1-1) | 1 | 0 | 1 | 0 |
| FB | Neglect Of A Dependent (35-46-1-4) | 0 | 0 | 1 | 0 |
| FB | Possession Of Cocaine Or Narcotic Drug (35-48-4-6) | 1 | 0 | 1 | 0 |
| FB | Rape (35-42-4-1) | 0 | 0 | 2 | 0 |
| FB | Robbery (Armed Or Bodily Injury) (35-42-5-1) | 5 | 0 | 11 | 1 |
| FB | Sexual Misconduct With A Minor (35-42-4-9) | 1 | 0 | 3 | 0 |

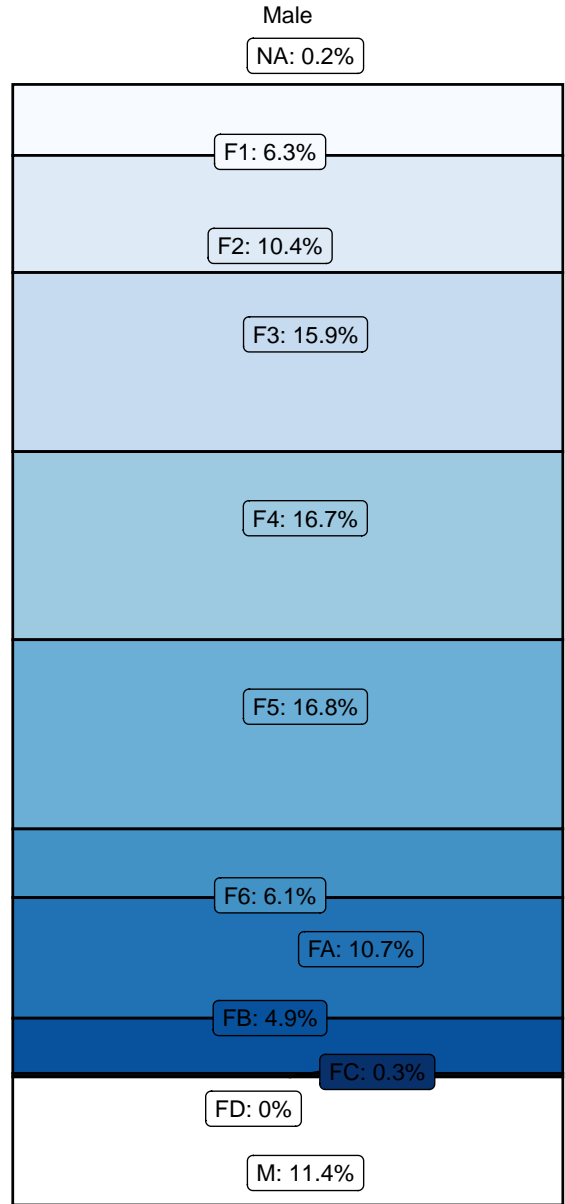
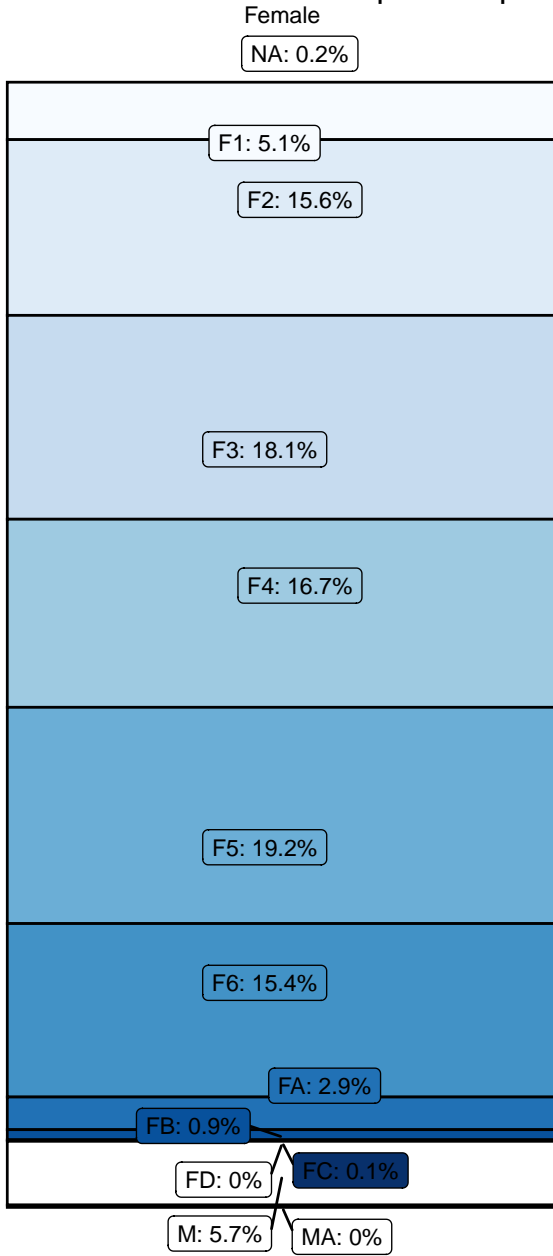
| | | | | | |
|-------|--|-----|-----|------|-----|
| FB | Unlawful Firearm Poss By Serious Felon (35-47-4-5) | 0 | 0 | 1 | 0 |
| FC | Child Molesting (35-42-4-3) | 0 | 0 | 2 | 0 |
| FC | Forgery,Counterfeiting,Application Fraud (35-43-5-2) | 0 | 1 | 0 | 2 |
| FC | Fraud On A Financial Institution (35-43-5-8) | 1 | 0 | 1 | 0 |
| FC | Non Support Of Dependent Child (35-46-1-5) | 1 | 0 | 1 | 0 |
| FC | Operate Vehicle After Suspended For Life (9-30-10-17) | 0 | 0 | 1 | 0 |
| FD | Non-Support Of Child (35-46-1-5) | 1 | 0 | 1 | 0 |
| FD | Resisting Law Enforcement (35-44-3-3) | 1 | 0 | 1 | 0 |
| M | Murder (35-42-1-1) | 7 | 0 | 14 | 3 |
| NA | NA | 1 | 1 | 6 | 2 |
| Total | - | 541 | 124 | 1275 | 388 |

Population by Most Serious Offense

Number of Female Offenders: 2611

Number of Male Offenders: 23527

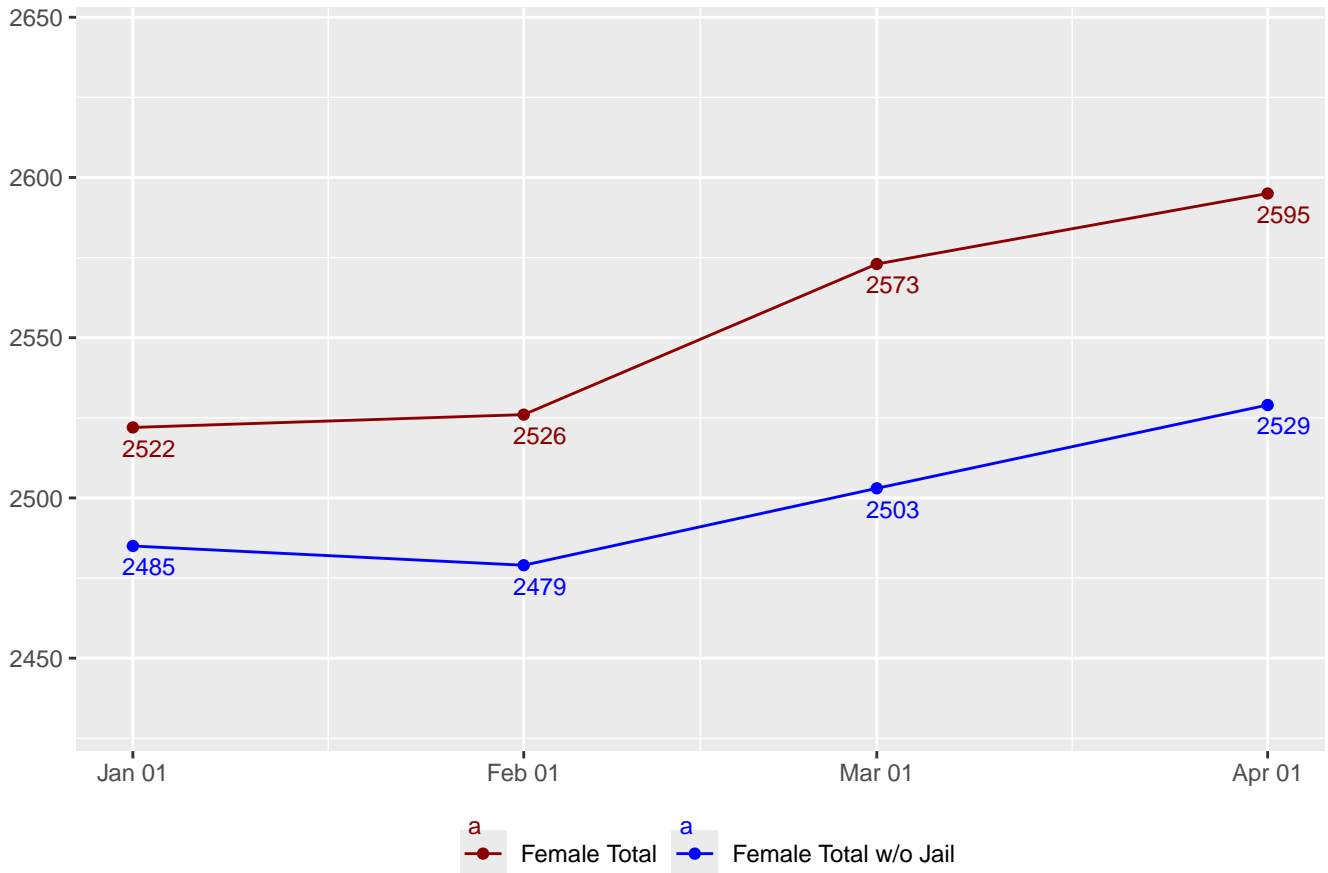
Graph 1: Population by Most Serious Offense



- a Male: F1: 6.3%
 a Female: F2: 15.6%
 a Male: F4: 16.7%
 a Female: F5: 19.2%
 a Male: FA: 10.7%
- a Female: F1: 5.1%
 a Male: F3: 15.9%
 a Female: F4: 16.7%
 a Male: F6: 6.1%
- a Male: F2: 10.4%
 a Female: F3: 18.1%
 a Male: F5: 16.8%
 a Female: F6: 15.4%

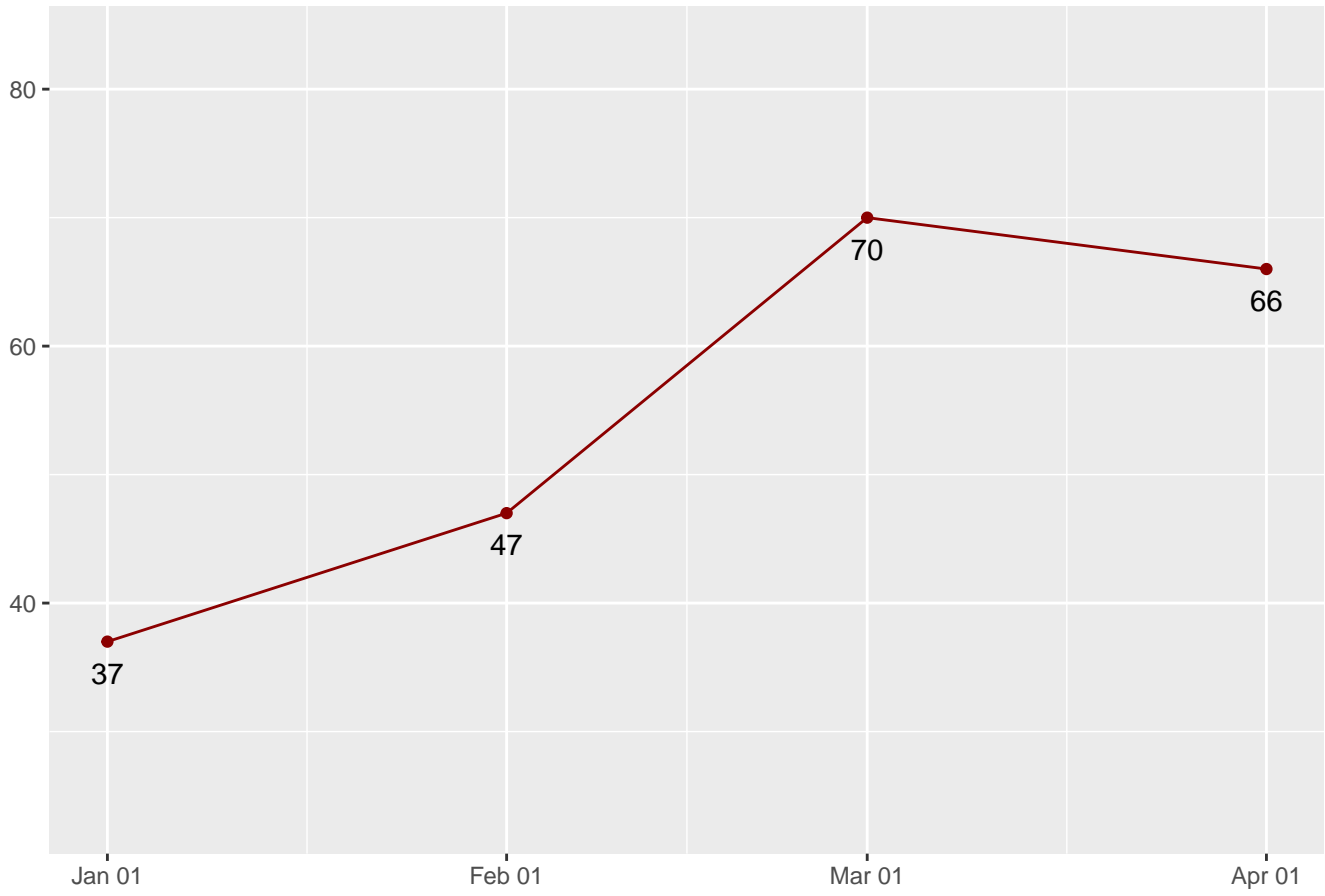
Average Daily Adult Female Offender Population in 2025

Graph 2: Average Daily Adult Female Offender Population



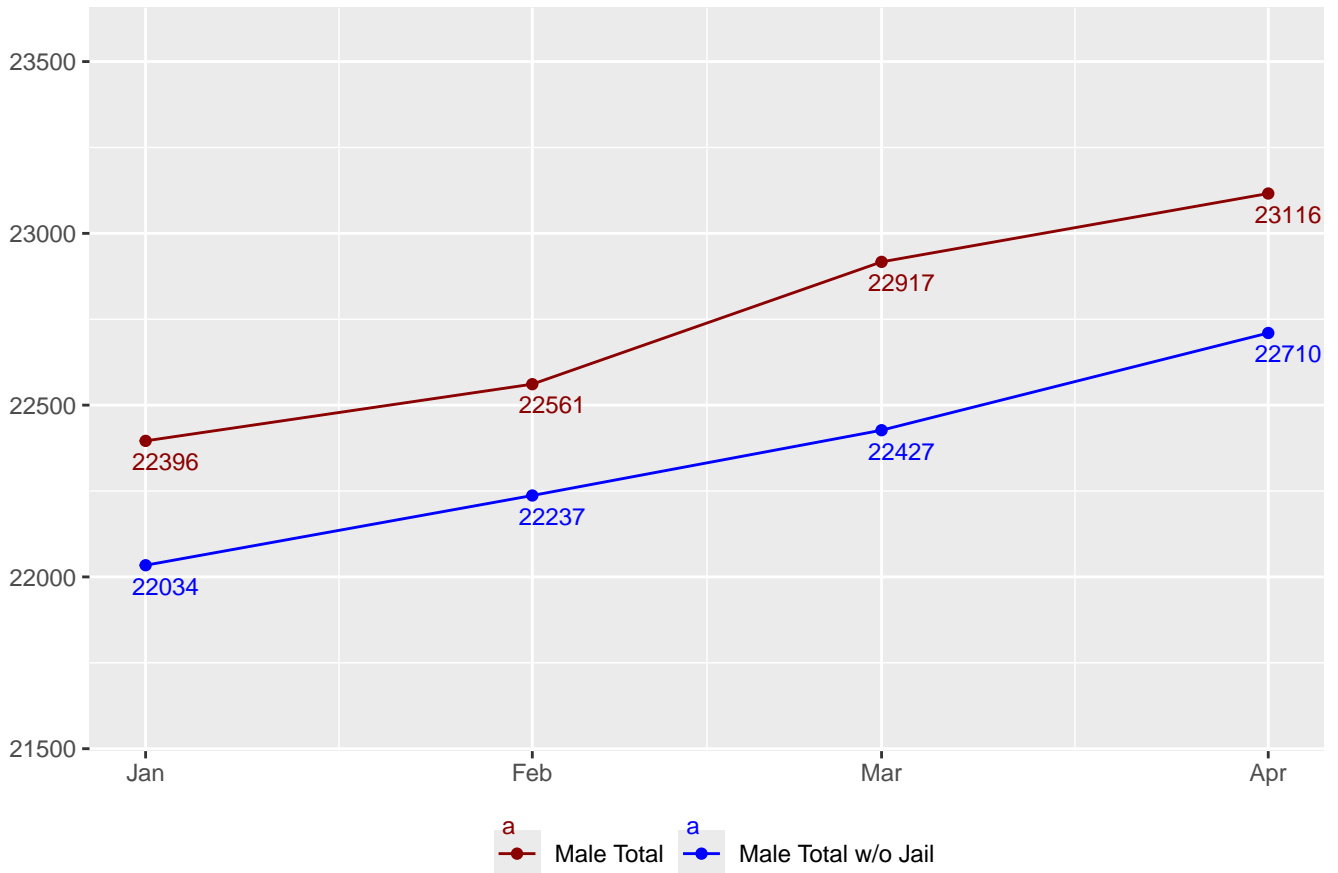
Adult Females Held in County Jails in 2025

Graph 3: Adult Females Held in County Jails



Average Daily Adult Male Offender Population 2025

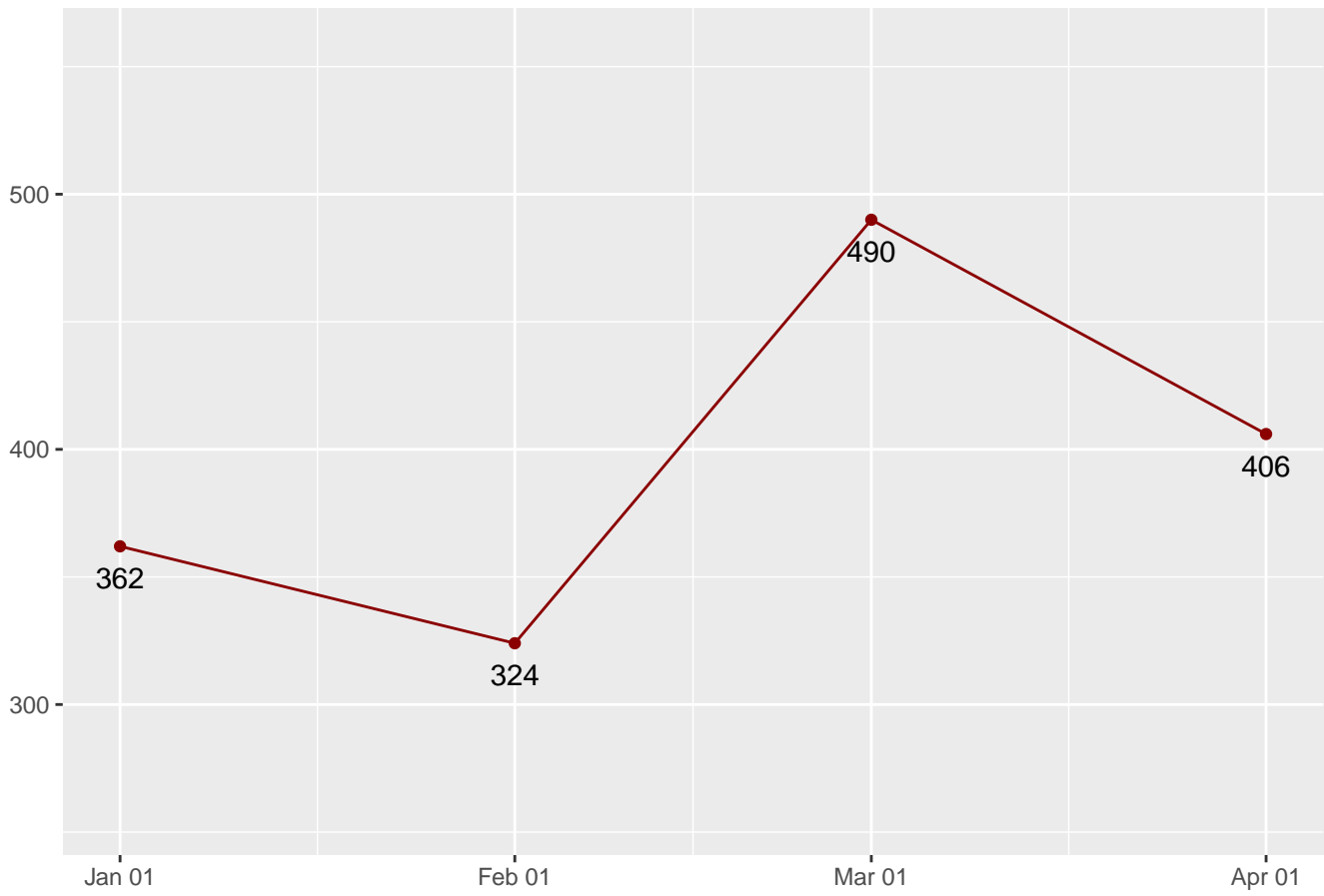
Graph 4: Average Daily Adult Male Offender Population



Adult Males Held in County Jails

Adult Males Held in County Jails in 2025

Graph 5: Adult Males Held in County Jails





Juvenile Offender Statistics



Juvenile Statistics for March 2025

Juvenile Admissions and Releases

Table 30: Juvenile Admissions

| Sex | Count |
|--------|-------|
| Male | 24 |
| Female | 12 |
| Total | 36 |

Table 31: Juvenile Releases

| Sex | Description | Count |
|--------|-----------------------|-------|
| Male | Parole | 9 |
| Male | Probation | 2 |
| Male | Discharged | 14 |
| Male | Community Corrections | 3 |
| Male | Other | 1 |
| Female | Discharged | 15 |
| Total | - | 44 |

Juvenile Admissions and Releases by County

Table 32: Juvenile Admissions by County

| County | Count |
|--------------|-------|
| Adams | 1 |
| Allen | 3 |
| Clark | 1 |
| Delaware | 3 |
| Elkhart | 3 |
| Floyd | 1 |
| Gibson | 1 |
| Hamilton | 2 |
| Howard | 2 |
| Johnson | 1 |
| LaPorte | 1 |
| Madison | 2 |
| Marion | 3 |
| Miami | 1 |
| Perry | 1 |
| Saint Joseph | 2 |
| Vermillion | 2 |
| Vigo | 1 |
| Warrick | 1 |
| Wayne | 2 |
| Unknown | 2 |
| Total | 36 |

Table 33: Juvenile Releases by County

| County | Count |
|--------------|-------|
| Allen | 5 |
| Carroll | 1 |
| Clark | 3 |
| Clinton | 1 |
| Elkhart | 3 |
| Gibson | 1 |
| Greene | 1 |
| Hamilton | 1 |
| Jennings | 1 |
| Knox | 1 |
| LaPorte | 1 |
| Lake | 1 |
| Madison | 2 |
| Marion | 5 |
| Monroe | 2 |
| Montgomery | 1 |
| Noble | 1 |
| Putnam | 1 |
| Saint Joseph | 3 |
| Tippecanoe | 1 |
| Vanderburgh | 2 |
| Vigo | 1 |
| Wells | 1 |
| Unknown | 4 |
| Total | 44 |

Total Number of Committing Offenses for Juveniles Committed to the Indiana Department of Correction

Table 34: Total Number of Committing Offenses for Juveniles Committed to the Indiana Department of Correction

| Offense Level | Primary Offense | Male | Female |
|---------------|---|------|--------|
| Severity I | Aggravated Battery (35-42-2-1.5) | 1 | 0 |
| Severity I | Arson (35-43-1-1) | 1 | 0 |
| Severity I | Battery (35-42-2-1) | 7 | 3 |
| Severity I | Child Exploitation (35-42-4-4) | 0 | 1 |
| Severity I | Criminal Confinement (35-42-3-3) | 1 | 0 |
| Severity I | Criminal Recklessness (35-42-2-2) | 1 | 0 |
| Severity I | Danger Poss Firearm Child Prev Conv/Adj (35-47-10-5) | 1 | 0 |
| Severity I | Dangerous Possession Of A Handgun (35-47-10-5) | 1 | 0 |
| Severity I | Dangerous Possession Of Firearm (35-47-10-5A) | 3 | 0 |
| Severity I | Resisting Law Enforcement (35-44.1-3-1) | 8 | 1 |
| Severity I | Robbery (35-42-5-1) | 3 | 0 |
| Severity I | Robbery (Armed Or Bodily Injury) (35-42-5-1) | 4 | 0 |
| Severity I | Use False/Altered Hdgun-Carrying License (35-47-2-22) | 1 | 0 |
| Severity II | Escape (35-44.1-3-4) | 0 | 1 |
| Severity II | Intimidation (35-45-2-1) | 2 | 0 |
| Severity III | Burglary (35-43-2-1) | 4 | 0 |
| Severity III | Resisting Law Enforcement (35-44-3-3) | 1 | 0 |
| Severity III | Unauthorized Entry Of Vehicle (35-43-4-2.7) | 1 | 0 |
| Severity IV | Habitual Disobedience (31-37-2-4) | 1 | 0 |
| Severity IV | Probation Violation (002) | 2 | 0 |
| Severity IV | Runaway (31-6-4-1.3) | 0 | 2 |
| Severity IV | Viol Minors And Alcoholic Beverages (31-37-2-6) | 1 | 0 |
| Unknown | Auto Theft-Theft Of An Entire Motor Vehicle (35-43-4-2(a)) | 3 | 5 |
| Unknown | Domestic Battery (35-42-2-1.3(a)(1)) | 1 | 1 |
| Unknown | Escape-Def Violates Home Detention Or Removes An Electronic Device (35-44.1-3-4(c)) | 1 | 0 |
| Unknown | Mischief (35-43-1-2) | 0 | 1 |
| Unknown | Possess Of Firearm By Domestic Batterer (35-47-4-6) | 1 | 0 |
| Unknown | Possession Of A Destructive Device (35-47.5-5-2) | 1 | 0 |
| Unknown | Robbery Taking Prop By Force (35-42-5-1(1)) | 0 | 1 |
| Unknown | Theft (35-43-4-2(a)) | 3 | 0 |
| Unknown | Theft Receiving Stolen Property (35-43-4-2) | 1 | 0 |
| Unknown | Theft Where Value Of Property Is Between \$750-\$50k (35-43-4-2(a)) | 5 | 0 |
| Unknown | Theft, Receiving Stolen Property (35-43-4-2) | 1 | 1 |
| Unknown | Theft, Motor Vehicle/Component Parts (35-43-4-2(a)(1)(B)) | 1 | 0 |
| Unknown | Theft, Receiving Stolen Property (35-43-4-2) | 1 | 0 |

| | | | |
|---------|---|------|----|
| Unknown | Theft-Use When Property Stolen Is A Firearm (35-43-4-2(a)) | 1 | 0 |
| Total | | - 64 | 17 |

Number of Juvenile Offenders by Most Serious Offense Committed to the Indiana Department of Correction

Table 35: Number of Juvenile Offenders by Most Serious Offense Committed to the Indiana Department of Correction

| Offense Level | Primary Offense | Male | Female |
|---------------|--|------|--------|
| Severity I | Attempted Aggravated Battery (35-42-2-1.5) | 1 | 0 |
| Severity I | Attempted Robbery (Armed Or Bodily Injury) (35-42-5-1) | 1 | 0 |
| Severity I | Battery (35-42-2-1) | 4 | 3 |
| Severity I | Child Exploitation (35-42-4-4) | 0 | 1 |
| Severity I | Criminal Confinement (35-42-3-3) | 1 | 0 |
| Severity I | Criminal Recklessness (35-42-2-2) | 1 | 0 |
| Severity I | Danger Poss Firearm Child Prev Conv/Adj (35-47-10-5) | 1 | 0 |
| Severity I | Dangerous Possession Of Firearm (35-47-10-5A) | 1 | 0 |
| Severity I | Resisting Law Enforcement (35-44.1-3-1) | 4 | 1 |
| Severity I | Robbery (35-42-5-1) | 1 | 0 |
| Severity I | Use False/Altered Hdgun-Carrying License (35-47-2-22) | 1 | 0 |
| Severity III | Burglary (35-43-2-1) | 3 | 0 |
| Severity III | Resisting Law Enforcement (35-44-3-3) | 1 | 0 |
| Severity III | Unauthorized Entry Of Vehicle (35-43-4-2.7) | 1 | 0 |
| Severity IV | Runaway (31-6-4-1.3) | 0 | 1 |
| Unknown | Auto Theft-Theft Of An Entire Motor Vehicle (35-43-4-2(a)) | 1 | 2 |
| Unknown | Domestic Battery (35-42-2-1.3(a)(1)) | 0 | 1 |
| Unknown | Robbery Taking Prop By Force (35-42-5-1(1)) | 0 | 1 |
| Unknown | Theft (35-43-4-2(a)) | 1 | 0 |
| Unknown | Theft Where Value Of Property Is Between \$750-\$50k (35-43-4-2(a)) | 1 | 0 |
| Unknown | NA | 0 | 2 |
| Total | - | 24 | 12 |

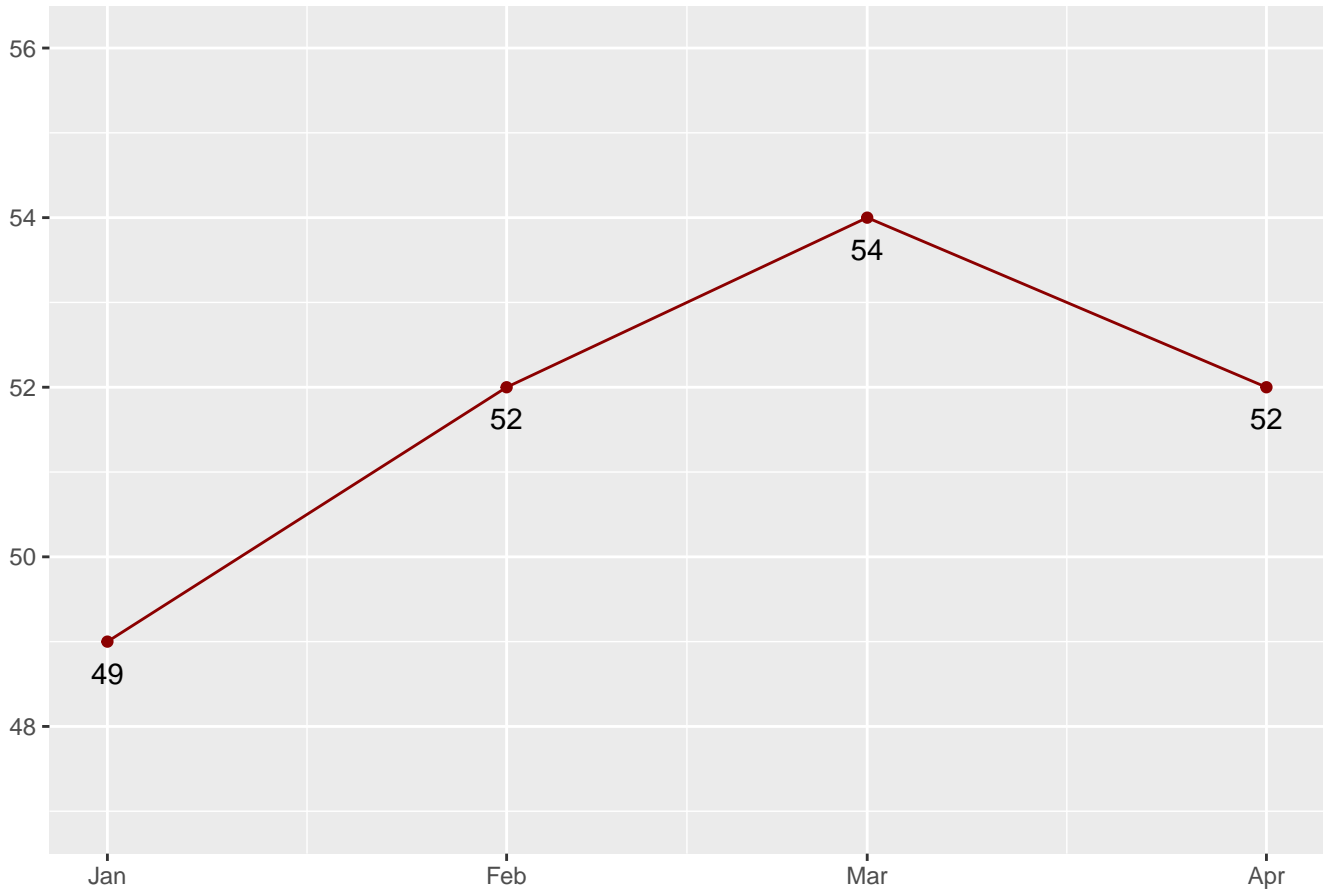
Juvenile Female New Commitments

Table 36: Juvenile Female New Commitments

| Date | GENDER | COUNT |
|------------|--------|-------|
| 2022-05-01 | Female | 7 |
| 2022-06-01 | Female | 3 |
| 2022-07-01 | Female | 1 |
| 2022-08-01 | Female | 4 |
| 2022-09-01 | Female | 4 |
| 2022-10-01 | Female | 4 |
| 2022-11-01 | Female | 3 |
| 2022-12-01 | Female | 7 |
| 2023-01-01 | Female | 1 |
| 2023-02-01 | Female | 6 |
| 2023-03-01 | Female | 7 |
| 2023-04-01 | Female | 11 |
| 2023-05-01 | Female | 7 |
| 2023-06-01 | Female | 10 |
| 2023-07-01 | Female | 5 |
| 2023-08-01 | Female | 2 |
| 2023-09-01 | Female | 1 |
| 2023-10-01 | Female | 3 |
| 2023-11-01 | Female | 8 |
| 2023-12-01 | Female | 4 |
| 2024-01-01 | Female | 1 |
| 2024-02-01 | Female | 4 |
| 2024-03-01 | Female | 8 |
| 2024-04-01 | Female | 7 |
| 2024-05-01 | Female | 5 |
| 2024-06-01 | Female | 7 |
| 2024-07-01 | Female | 4 |
| 2024-08-01 | Female | 7 |
| 2024-09-01 | Female | 5 |
| 2024-10-01 | Female | 8 |
| 2024-11-01 | Female | 5 |
| 2024-12-01 | Female | 5 |
| 2025-01-01 | Female | 6 |
| 2025-02-01 | Female | 8 |
| 2025-03-01 | Female | 6 |
| 2025-04-01 | Female | 12 |

Average Daily Juvenile Female Offender Population

Graph 6: Average Daily Juvenile Female Offender Population



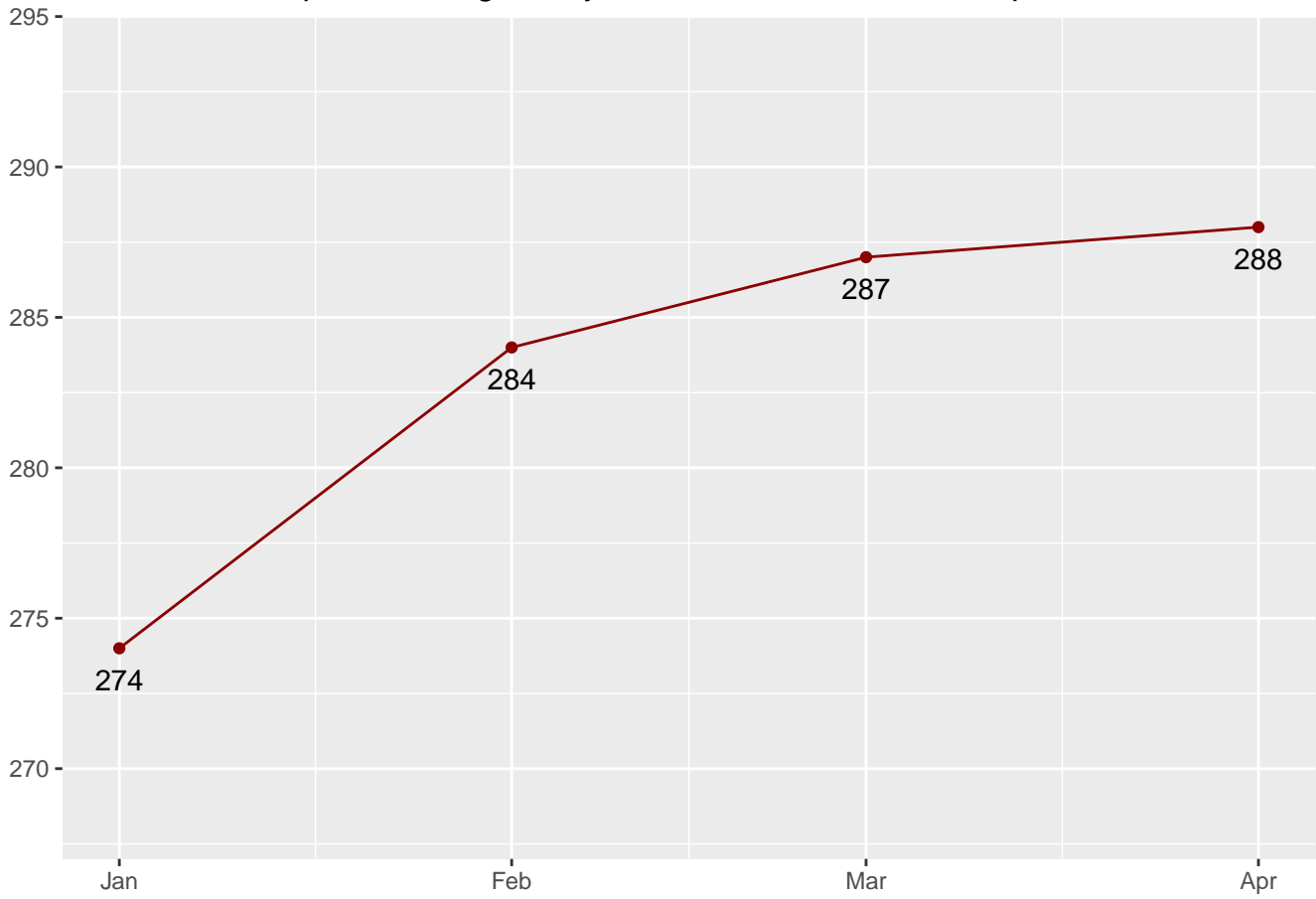
Juvenile Male New Commitments

Table 37: Juvenile Male New Commitments

| Date | GENDER | COUNT |
|------------|--------|-------|
| 2022-05-01 | Male | 23 |
| 2022-06-01 | Male | 34 |
| 2022-07-01 | Male | 24 |
| 2022-08-01 | Male | 24 |
| 2022-09-01 | Male | 26 |
| 2022-10-01 | Male | 22 |
| 2022-11-01 | Male | 26 |
| 2022-12-01 | Male | 24 |
| 2023-01-01 | Male | 25 |
| 2023-02-01 | Male | 26 |
| 2023-03-01 | Male | 35 |
| 2023-04-01 | Male | 42 |
| 2023-05-01 | Male | 30 |
| 2023-06-01 | Male | 27 |
| 2023-07-01 | Male | 19 |
| 2023-08-01 | Male | 25 |
| 2023-09-01 | Male | 26 |
| 2023-10-01 | Male | 18 |
| 2023-11-01 | Male | 29 |
| 2023-12-01 | Male | 26 |
| 2024-01-01 | Male | 25 |
| 2024-02-01 | Male | 21 |
| 2024-03-01 | Male | 34 |
| 2024-04-01 | Male | 27 |
| 2024-05-01 | Male | 24 |
| 2024-06-01 | Male | 31 |
| 2024-07-01 | Male | 29 |
| 2024-08-01 | Male | 23 |
| 2024-09-01 | Male | 20 |
| 2024-10-01 | Male | 18 |
| 2024-11-01 | Male | 25 |
| 2024-12-01 | Male | 24 |
| 2025-01-01 | Male | 17 |
| 2025-02-01 | Male | 35 |
| 2025-03-01 | Male | 30 |
| 2025-04-01 | Male | 24 |

Average Daily Juvenile Male Offender Population for 2025

Graph 7: Average Daily Juvenile Male Offender Population



Juvenile Parole Caseload for March 2025

Table 38: Juvenile Male Parole District Caseload

| Parole District | Parolee Count | Other Jurisdiction | Interstate Compact |
|-----------------|---------------|--------------------|--------------------|
| PD0 | 1 | 0 | 0 |
| PD1 | 2 | 0 | 0 |
| PD2 | 16 | 0 | 0 |
| PD3 | 5 | 0 | 0 |
| PD4 | 4 | 2 | 0 |
| PD5 | 2 | 1 | 0 |
| PD8 | 3 | 0 | 0 |
| PD9 | 2 | 3 | 0 |
| PD10 | 3 | 0 | 0 |
| PD Totals | 38 | 6 | 0 |

Table 39: Juvenile Female Parole District Caseload

| Parole District | Parolee Count | Other Jurisdiction | Interstate Compact |
|-----------------|---------------|--------------------|--------------------|
| PD8 | 0 | 1 | 0 |
| PD9 | 0 | 1 | 0 |
| PD Totals | 0 | 2 | 0 |

Table 40: Juvenile Parole Caseload

| Date | Male Parolee | Female Parolee | Other Jurisdiction Male | Interstate Male | Other Jurisdiction Female | Interstate Female |
|------------|--------------|----------------|-------------------------|-----------------|---------------------------|-------------------|
| 2024-05-01 | 39 | 4 | 2 | 0 | 1 | 0 |
| 2024-06-01 | 29 | 2 | 4 | 0 | 0 | 0 |
| 2024-07-01 | 26 | 1 | 2 | 0 | 0 | 0 |
| 2024-08-01 | 31 | 3 | 2 | 0 | 0 | 0 |
| 2024-09-01 | 29 | 2 | 2 | 0 | 0 | 0 |
| 2024-10-01 | 36 | 1 | 1 | 0 | 0 | 0 |
| 2024-11-01 | 37 | 3 | 1 | 0 | 0 | 0 |
| 2024-12-01 | 41 | 3 | 3 | 0 | 1 | 0 |
| 2025-01-01 | 41 | 3 | 4 | 0 | 2 | 0 |
| 2025-02-01 | 38 | 1 | 5 | 0 | 2 | 0 |
| 2025-03-01 | 37 | 1 | 6 | 0 | 2 | 0 |
| 2025-04-01 | 38 | 0 | 6 | 0 | 2 | 0 |

**Indiana Department of Correction
Indiana Government Center South, Room E334
302 W. Washington Street
Indianapolis, IN 46204**

**Prepared by:
Ireland Straub
Operations Analyst
istraub@idoc.in.gov**

This report and previous reports may be found at:

<http://www.in.gov/idoc/2376.htm>



CHANGING LIVES

The logo of the Indiana Department of Correction is circular with a gold border. It features a central torch with rays emanating from it, surrounded by stars. The words "INSPIRE", "REFORM", and "STRENGTHEN" are arranged around the torch. The outer ring of the logo contains the text "INDIANA DEPARTMENT OF CORRECTION".A dark blue silhouette of the state of Indiana, positioned behind the word "LIVES" in the main title.

The Indiana Department of Correction advances public safety and successful re-entry through dynamic supervision, programming, and partnerships.