


# Indiana Department of Correction

## Division of Data Science and Analytics



## Offender Population Statistical Report

- January 2025 -

Lloyd Arnold, Commissioner

**Indiana Department of Correction  
Indiana Government Center South, Room E334  
302 W. Washington Street  
Indianapolis, IN 46204**

**Prepared by:  
Philip Kranyak  
Operations Analyst  
pkranyak@idoc.in.gov**

**This report and previous reports may be found at:**

**<http://www.in.gov/idoc/2376.htm>**



## Contents

<b>Definitions</b>	<b>1</b>
<b>Population Summary</b>	<b>3</b>
<b>Human Resource Report</b>	<b>4</b>
<b>Offender Statistics for January 2025</b>	<b>7</b>
Current Facility Offender Population . . . . .	7
Monthly Facility Population . . . . .	9
Monthly Adult Parole Caseload . . . . .	10
<b>Adult Offender Statistics</b>	<b>13</b>
Monthly Admissions and Releases for January 2025 . . . . .	13
Admissions by County of Commit for January 2025 . . . . .	14
Release Type by County of Commit for January 2025 . . . . .	16
County Jails by County . . . . .	20
Community Transition Programs Average Daily Populations . . . . .	22
Community Transition Program Release Information . . . . .	23
Total Number of Felony Offenses Committed to the Indiana Department of Correction . . . . .	24
Number of New Admissions by Most Serious Offense Committed to the Indiana Department of Correction . . . . .	30
Population by Most Serious Offense . . . . .	35
Average Daily Adult Female Offender Population in 2025 . . . . .	36
Adult Females Held in County Jails in 2025 . . . . .	37
Average Daily Adult Male Offender Population 2025 . . . . .	38
Adult Males Held in County Jails . . . . .	39
<b>Juvenile Statistics for January 2025</b>	<b>41</b>
Juvenile Admissions and Releases . . . . .	41
Juvenile Admissions and Releases by County . . . . .	41
Total Number of Committing Offenses for Juveniles Committed to the Indiana Department of Correction . . . . .	43
Number of Juvenile Offenders by Most Serious Offense Committed to the Indiana Department of Correction . . . . .	45
Juvenile Female New Commitments . . . . .	46
Average Daily Juvenile Female Offender Population . . . . .	47
Juvenile Male New Commitments . . . . .	48
Average Daily Juvenile Male Offender Population for 2025 . . . . .	49
Juvenile Parole Caseload for January 2025 . . . . .	50

# Definitions

## Definitions

**For this report, the following definitions apply:**

**Admission** – The means by which an offender enters the custody or jurisdiction of the Indiana Department of Correction. For this report, except for the return of an escapee, this does not include a return from a temporary absence.

**Average Daily Population** – The sum of the daily beginning counts for a month, divided by that month's number of daily beginning counts.

**Beginning Count** – The number of offenders physically present at the beginning of the day (ie, 0000:01 hours).

**Class A Felony** – An offense whereby a person convicted of this felony shall be imprisoned for a fixed term of thirty years, with not more than twenty years added for aggravating circumstances, or not more than ten years subtracted for mitigating circumstances.

**Class B Felony** – An offense whereby a person convicted of this felony shall be imprisoned for a fixed term of ten years, with not more than ten years added for aggravating circumstances, or not more than four years subtracted for mitigating circumstances.

**Class C Felony** – An offense whereby a person convicted of this felony shall be imprisoned for a fixed term of four years, with not more than four years added for aggravating circumstances, or not more than two years subtracted for mitigating circumstances.

**Class D Felony** – An offense whereby a person convicted of this felony shall be imprisoned for a fixed term of one and one-half years, with not more than one and one-half years added for aggravating circumstances, or not more than one year subtracted for mitigating circumstances.

**Class 1 Felony** – An offense whereby a person convicted of this felony shall be imprisoned with a sentence range of 20-40 years, with not more than twenty years added as a habitual offender enhancement.

**Class 2 Felony** – An offense whereby a person convicted of this felony shall be imprisoned with a sentence range of 10-30 years, with not more than twenty years added as a habitual offender enhancement.

**Class 3 Felony** – An offense whereby a person convicted of this felony shall be imprisoned with a sentence range of 3-16 years, with not more than twenty years added as a habitual offender enhancement.

**Class 4 Felony** – An offense whereby a person convicted of this felony shall be imprisoned with a sentence range of 2-12 years, with not more than twenty years added as a habitual offender enhancement.

**Class 5 Felony** – An offense whereby a person convicted of this felony shall be imprisoned with a sentence range of 1-6 years, with not more than six years added as a habitual offender enhancement.

**Class 6 Felony** – An offense whereby a person convicted of this felony shall be imprisoned with a sentence range of 0.5-2.5 years, with not more than six years added as a habitual offender enhancement.

**Contracted Beds** - Those offenders who have been committed to the Indiana Department of Correction but are housed in a local work release facility under contract of a 3rd party provider.

**County Jail “Back-ups” (Jail Bed Count)** – Those offenders who have been committed to the Indiana Department of Correction but are housed in a county jail until they can be transferred to a Department of Correction intake facility. The county receives \$35.00 per day, per offender, to house these offenders.

**Ending Count** – The number of offenders physically present at the end of the day (i.e., 2400:00 hours).

**Felon** – A person convicted in any jurisdiction who might have been imprisoned for more than one year.

**Murder** - An offense whereby a person convicted of this felony shall be imprisoned for a fixed term of fifty-five years, with not more than ten years added for aggravating circumstances, or not more than ten years subtracted for mitigating circumstances.

**Operational Capacity** – The total bed capacity of the facility. The capacity of a facility is the number of beds authorized for safe and efficient operation of the facility.

**Pre-Dispositional** – An individual ordered by the Court to the Indiana Department of Correction for evaluation prior to sentencing.

**Release** – The means by which an offender leaves the custody or jurisdiction of the Indiana Department of Correction. For this report, except for an escape, this does not include a temporary absence.

**Safekeeper** – An individual whom the Court has determined to be in imminent danger of serious bodily injury or death, or who represents a substantial threat to the safety of others, and whom the Court has ordered to the Indiana Department of Correction for custody and security control.

**Maximum Level Facilities** – Maximum security facilities have very restrictive security measures and housing is celled space.

**Medium Level Facilities** – Medium security facilities have moderate degree of security measures and housing consists of dormitories and celled space.

**Minimum Level Facilities** – Minimum Security Facilities have the least restrictive security measures and housing is dormitory style. Also included as minimum security are work release program offenders who leave the facility for outside employment but return nightly.

**Intake Facilities** – Intake facilities are designated to receive newly committed adult offenders. During the intake process each

offender is evaluated through interviews, reports and diagnostic tests. This evaluation forms the basis of the offenders' facility and program assignment.

**Secure Housing Units** – Denotes maximum control with the most restrictive security measures in place.

**Vacancy** – The number of beds available for assignment.

**Juvenile Diagnostic/Walkthrough** – A Juvenile court can order a youth to the Department of Correction to be temporarily committed for not more than 14 days (excluding Saturdays, Sundays, and Legal holidays) for the purpose of an evaluation. The youth must be adjudicated delinquent, and the order must be prior to disposition. The department will send a report to the court of the written findings.

# Population Summary

## Summary for January 2025

There were 22,885 adult male offenders (including 648 county jail “back-ups” and 17 in contracted beds) on February 01, 2025. This population is 13% below the operational bed capacity.

There were 2,573 adult female offenders (including 94 county jail “back-ups” and 0 in contracted beds) on February 01, 2025. This population is 15% below the operational bed capacity.

There were 284 juvenile male offenders in the Department’s facilities on February 01, 2025. This population is 52% below the operational bed capacity.

There were 52 juvenile female offenders in the Department’s facilities on February 01, 2025. This population is 16% below the operational bed capacity.

There were 6,979 adult males on parole in Indiana ( 6,676 Indiana parolees, 231 In-State, and 72 Out-State other jurisdiction parolees) on February 01, 2025.

There were 747 adult females on parole in Indiana ( 712 Indiana parolees, 31 In-State, and 4 Out-State other jurisdiction parolees) on February 01, 2025.

\*\* There were 347 adults of unrecorded sex on parole in Indiana on February 01, 2025.

There were 416 adults admitted to IDOC ( 290 males, 113 females, and 13 adults of unrecorded sex) and 993 adults released from IDOC ( 835 males and 158 females) in February 2025.

There were 43 juveniles admitted to IDOC ( 35 males, 8 females, and 0 juveniles of unrecorded sex) and 31 juveniles released from IDOC ( 26 males and 5 females) in February 2025.

# Human Resource Report

Report date January 2025

Table 1: IDOC Human Resource Report

Facility	Total Staff	Custody	Non-Custody	Vacancies
Branchville Correctional Facility	248.0	167.0	81	26.0
Central Office	657.0	13.0	644	61.0
Chain O'Lakes Correctional Facility	31.0	23.0	8	3.0
Correctional Industrial Facility	304.0	230.0	74	64.0
Edinburgh Correctional Facility	73.0	55.0	18	2.0
Heritage Trails Correctional Facility (DOC Staff)	49.0	19.0	30	24.0
Indiana State Prison	471.0	369.0	102	97.0
Indiana Women's Prison	179.0	125.0	54	14.0
LaPorte Juvenile Correctional	56.0	43.0	13	8.0
Logansport Juvenile Correctional	166.0	111.0	55	21.0
Madison Correctional Facility	206.0	145.0	61	9.0
Miami Correctional Facility	428.0	313.0	115	156.0
New Castle Correctional Facility	179.5	106.5	73	126.5
Pendleton Correctional Facility	449.0	330.0	119	71.0
Pendleton Juvenile Correctional	255.0	180.0	75	36.0
Plainfield Correctional Facility	358.0	268.0	90	38.0
Putnamville Correctional Facility	373.0	260.0	113	149.0
Reception-Diagnostic Center	218.0	164.0	54	22.0
Rockville Correctional Facility	227.0	160.0	67	40.0
South Bend Comm. Re-Entry Center	41.0	27.0	14	2.0
Wabash Valley Correctional Facility	585.0	453.0	132	61.0
Westville Correctional Facility	602.0	447.0	155	164.0
Totals	6155.5	4008.5	2147	1194.5

Table 2: Contractor Human Resource Report

Facility	Aramark	Health	Education
Branchville Correctional Facility	7	29	2
Central Office	0	51	2
Chain O'Lakes Correctional Facility	6	1	0
Correctional Industrial Facility	13	30	2
Edinburgh Correctional Facility	6	6	1
Heritage Trails Correctional Facility	0	12	2
Indiana State Prison	17	54	2
Indiana Women's Prison	8	32	3
LaPorte Juvenile Correctional	4	9	4
Logansport Juvenile Correctional	7	14	12
Madison Correctional Facility	9	28	2
Miami Correctional Facility	20	61	5
New Castle Correctional Facility	24	74	7
Pendleton Correctional Facility	15	58	1
Pendleton Juvenile Correctional	5	19	22
Plainfield Correctional Facility	20	56	3

Putnamville Correctional Facility	14	51	5
Reception-Diagnostic Center	0	37	0
Rockville Correctional Facility	13	45	3
South Bend Comm. Re-Entry Center	6	3	0
Wabash Valley Correctional Facility	24	68	3
Westville Correctional Facility	18	69	5

---

*Note:*

Aramark numbers accurate as of June 2023. Health numbers accurate as of May 2024.





# Offender Statistics



# Offender Statistics for January 2025

## Current Facility Offender Population

Table 3: Male Minimum Security Level Counts

Facility	Assigned Beds	Available Beds	Held Beds	Down Beds	Total Beds	Capacity Usage
Chain Olakes Correctional Facility	107	33	0	0	140	76.43%
Edinburgh Correctional Facility	275	69	0	0	344	79.94%
Sub-Total	382	102	0	0	484	78.93%

Table 4: Male Medium Security Level Counts

Facility	Assigned Beds	Available Beds	Held Beds	Down Beds	Total Beds	Capacity Usage
Branchville Correctional Facility	1462	68	3	0	1533	95.37%
Correctional Industrial Facility	1348	-9	8	128	1475	91.39%
Heritage Trail Correctional Facility	886	38	14	25	963	92%
Miami Corr. Level 4 Facility	1855	13	5	1315	3188	58.19%
New Castle Correctional Facility	3052	139	19	39	3249	93.94%
Plainfield Correctional Facility	1622	-9	10	68	1691	95.92%
Putnamville Correctional Facility	2054	36	9	112	2211	92.9%
Westville Correctional Facility	2716	228	22	48	3014	90.11%
Sub-Total	14995	504	90	1735	17324	86.56%

Table 5: Male Maximum Security Level Counts

Facility	Assigned Beds	Available Beds	Held Beds	Down Beds	Total Beds	Capacity Usage
Indiana State Prison	2429	19	13	26	2487	97.67%
Pendleton Correctional Facility	1497	57	9	458	2021	74.07%
Reception Diagnostic Center	733	-38	0	0	695	105.47%
Wabash Valley Correctional Institution	2049	150	16	1	2216	92.46%
Sub-Total	6708	188	38	485	7419	90.42%

Table 6: Male Work Release Counts

Facility	Assigned Beds	Available Beds	Held Beds	Down Beds	Total Beds	Capacity Usage
Bartholomew County Re-Entry Center	1	-1	0	0	0	Inf%
Lake County Re-Entry Center	1	9	0	0	10	10%
South Bend Community Re-Entry Center	150	51	0	0	201	74.63%
Sub-Total	152	59	0	0	211	72.04%

Table 7: Female Minimum Security Level Counts

Facility	Assigned Beds	Available Beds	Held Beds	Down Beds	Total Beds	Capacity Usage
Madison Correctional Facility	723	123	2	0	848	85.26%
Sub-Total	723	123	2	0	848	85.26%

Table 8: Female Medium Security Level Counts

Facility	Assigned Beds	Available Beds	Held Beds	Down Beds	Total Beds	Capacity Usage
Rockville Correctional Facility	988	264	1	0	1253	78.85%
Sub-Total	988	264	1	0	1253	78.85%

Table 9: Female Maximum Security Level Counts

Facility	Assigned Beds	Available Beds	Held Beds	Down Beds	Total Beds	Capacity Usage
Indiana Womens Prison	670	56	1	0	727	92.16%
Sub-Total	670	56	1	0	727	92.16%

Table 10: Female Work Release Level Counts

Facility	Assigned Beds	Available Beds	Held Beds	Down Beds	Total Beds	Capacity Usage
Madison - Jefferson Co WR	98	4	0	0	102	96.08%
Sub-Total	98	4	0	0	102	96.08%

Table 11: Male Juvenile Counts

Facility	Assigned Beds	Available Beds	Held Beds	Down Beds	Total Beds	Capacity Usage
Logansport Juvenile Correctional Facility	123	75	0	0	198	62.12%
Pendleton Juvenile Correctional Facility	161	229	1	0	391	41.18%
Sub-Total	284	304	1	0	589	48.22%

Table 12: Female Juvenile Counts

Facility	Assigned Beds	Available Beds	Held Beds	Down Beds	Total Beds	Capacity Usage
Laporte Juvenile Correctional Facility	52	10	0	0	62	83.87%
Sub-Total	52	10	0	0	62	83.87%

Table 13: Jail Count Totals

Facility	Male	Female
Jail Counts	324	47

Table 14: Grand Total for Males

Facility	Assigned Beds	Available Beds	Held Beds	Down Beds	Total Beds	Capacity Usage
Sub-Total	22237	853	128	2220	25438	87.42%

Table 15: Grand Total for Females

Facility	Assigned Beds	Available Beds	Held Beds	Down Beds	Total Beds	Capacity Usage
Sub-Total	2479	447	4	0	2930	84.61%

Table 16: Grand Totals for All Adult Facilities

Male Total	Female Total	Total Offenders
22561	2526	25087

## Monthly Facility Population

Table 17: Facility Population for each Month

Date	Adult Male	Adult Female	Juvenile Male	Juvenile Female	Total
2023-01-01	20715	2112	299	44	23170
2023-02-01	20756	2140	299	43	23238
2023-03-01	20752	2145	297	45	23239
2023-04-01	20848	2082	311	50	23291
2023-05-01	20778	2061	303	48	23190
2023-06-01	19669	1944	302	47	21962
2023-07-01	19740	1974	281	51	22046
2023-08-01	19716	2003	293	51	22063
2023-09-01	19825	2035	302	53	22215
2023-10-01	20195	2094	322	55	22666
2024-01-01	20701	2136	295	45	23177
2024-02-01	20959	2219	293	46	23517
2024-03-01	21225	2281	298	46	23850
2024-04-01	21193	2323	300	44	23860
2024-05-01	21376	2310	290	47	24023
2024-06-01	21568	2340	305	44	24257
2024-07-01	21729	2337	304	51	24421
2024-08-01	21716	2333	307	52	24408
2024-09-01	21571	2356	292	52	24271
2024-10-01	21629	2390	288	54	24361
2024-11-01	21746	2429	298	49	24522
2024-12-01	21653	2402	266	53	24374
2025-01-01	22034	2485	274	49	24842
2025-02-01	22237	2479	284	52	25052

## Monthly Adult Parole Caseload

Adult Parole Caseload in January 2025

Table 18: Adult Male Parole District Caseload

Parole District	Parolee Count	Other Jurisdiction	Interstate Compact
PD0	274	8	70
PD1	370	31	1
PD2	867	47	0
PD3	1167	101	0
PD4	566	34	1
PD5	385	33	0
PD6	451	104	0
PD7	828	57	0
PD8	830	65	0
PD9	428	56	0
PD10	518	29	0
Unknown	4	1	0
PD Totals	6688	566	72

Table 19: Adult Female Parole District Caseload

Parole District	Parolee Count	Other Jurisdiction	Interstate Compact
PD0	31	0	4
PD1	44	1	0
PD2	90	1	0
PD3	98	7	0
PD4	58	4	0
PD5	64	4	0
PD6	28	4	0
PD7	93	2	0
PD8	64	1	0
PD9	87	5	0
PD10	55	2	0
PD Totals	712	31	4

Table 20: Parole District Population History for each Month

Date	Male Parolee	Female Parolee	Other Jurisdiction Male	Interstate Male	Other Jurisdiction Female	Interstate Female
2024-03-01	7808	828	469	167	51	14
2024-04-01	8846	858	462	164	53	15
2024-05-01	8845	858	457	164	51	15
2024-06-01	9028	923	436	161	50	15
2024-07-01	9325	956	425	150	49	17
2024-08-01	9454	1022	409	147	47	17
2024-09-01	9725	1053	409	148	45	17
2024-10-01	9919	1068	392	151	43	16
2024-11-01	10172	1131	380	149	39	17
2024-12-01	10508	1142	372	144	38	16
2025-01-01	6659	708	567	75	32	5

2025-02-01	6688	712	566	72	31	4
------------	------	-----	-----	----	----	---

---



# Adult Offender Statistics



## Adult Offender Statistics

### Monthly Admissions and Releases for January 2025

Table 21: Admissions For Month

Admission Reason	Male	Female	Total
New Commitments	72	58	130
Parole Violator - New Commit	9	0	9
Parole Violator - Technical	56	9	65
Unsentenced (Safekeepers)	1	0	1
Return from Esc - Non-Secure Facility	76	7	83
Return from Esc - Secure Facility	4	1	5
Court Supervision Violators - New Commit	17	14	31
Court Supervision Violators - Technical	28	20	48
Other	40	4	44
Total Admissions	303	113	416

*Note:*

"Other" includes alternatively sentenced youth, parole sanctions, and pending parole hearings.

Table 22: Releases For Month

Release Reason	Male	Female	Total
Parole	425	69	494
Probation	203	31	234
Discharged	113	31	144
CTP	59	21	80
Community Corrections	18	5	23
Escape	2	1	3
Other	15	0	15
Total Releases	835	158	993



# Admissions by County of Commit for January 2025

Table 23: Admissions by County of Commit

County	F1	F2	F3	F4	F5	F6	FA	FB	FC	FD	M	NA	Total
Adams	0	0	1	0	1	0	0	0	0	0	0	0	2
Allen	0	0	5	6	16	28	2	2	0	0	0	0	59
Bartholomew	0	0	1	0	1	2	0	0	0	0	0	0	4
Boone	0	0	0	0	0	1	0	0	0	0	0	0	1
Brown	0	0	0	0	1	0	0	0	0	0	0	0	1
Carroll	0	0	0	0	1	0	0	0	0	0	0	0	1
Cass	0	2	1	1	3	1	0	0	0	0	0	0	8
Clay	0	0	0	1	0	1	0	0	0	0	0	0	2
Clinton	0	0	1	0	1	0	0	0	0	0	0	0	2
Crawford	0	0	0	0	1	0	0	0	0	0	0	0	1
Daviess	0	0	0	0	1	0	0	0	0	0	0	0	1
Dearborn	0	0	0	0	1	1	0	0	0	0	0	0	2
Decatur	0	0	1	0	0	3	0	0	0	0	0	0	4
Dekalb	0	2	0	2	1	0	0	0	0	0	0	0	5
Delaware	0	0	0	0	1	0	1	0	0	0	0	0	2
Dubois	0	0	0	0	0	0	0	1	0	0	0	0	1
Elkhart	0	0	1	2	4	5	2	3	0	0	0	0	17
Fayette	0	0	1	1	0	0	0	0	0	0	0	0	2
Floyd	0	0	0	0	1	0	0	2	0	0	0	0	3
Fountain	0	0	0	0	0	1	0	0	0	0	0	0	1
Franklin	0	0	0	0	0	2	0	0	0	0	0	0	2
Fulton	0	0	0	0	0	1	0	0	0	0	0	0	1
Gibson	0	0	0	0	2	3	0	0	0	0	0	0	5
Grant	0	0	0	2	0	0	0	1	0	0	0	0	3
Greene	0	0	0	1	1	0	0	0	0	0	0	0	2
Hamilton	0	0	1	0	2	1	0	0	0	0	0	0	4
Hancock	0	0	0	2	1	1	0	0	0	0	0	0	4
Harrison	0	0	0	1	0	0	0	0	0	0	0	0	1
Hendricks	0	0	1	0	0	1	0	0	0	0	0	0	2
Henry	0	0	1	3	2	1	1	0	0	0	0	0	8
Howard	0	1	1	0	0	3	0	1	0	0	0	0	6
Huntington	0	0	0	0	0	1	1	1	0	0	0	0	3
Jackson	0	0	0	0	3	1	0	0	0	0	0	0	4
Jasper	0	0	0	0	2	0	0	0	0	0	0	0	2
Jay	0	2	0	1	0	1	0	0	0	0	0	0	4
Jefferson	0	0	0	2	1	4	0	0	0	0	0	0	7
Johnson	0	2	2	4	1	3	0	0	0	0	0	0	12
Knox	0	0	1	1	2	1	0	0	0	0	0	0	5
Kosciusko	0	0	0	1	0	0	0	1	0	0	0	0	2
LaGrange	0	0	1	1	0	0	0	0	0	0	0	0	2
LaPorte	0	0	0	1	1	0	1	0	0	0	0	0	3
Lake	0	1	0	2	2	0	0	0	0	0	0	0	5
Lawrence	0	0	0	1	1	4	0	0	0	0	0	0	6
Madison	0	1	1	4	8	5	0	3	0	0	0	0	22
Marion	2	2	10	9	20	0	0	1	0	0	1	0	45

Marshall	0	0	0	0	1	0	0	0	0	0	0	0	1
Martin	0	0	0	1	0	0	0	0	0	0	0	0	1
Miami	0	0	0	0	1	0	0	0	0	0	0	0	1
Monroe	0	0	0	1	2	2	0	1	0	0	0	0	6
Montgomery	0	0	0	0	0	3	0	0	0	0	0	0	3
Morgan	0	0	0	0	1	0	0	0	0	0	0	0	1
Newton	0	0	0	1	0	0	0	0	0	0	0	0	1
Noble	0	0	0	0	2	3	0	0	0	0	0	0	5
Ohio	0	0	0	0	0	1	0	0	0	0	0	0	1
Orange	0	0	0	0	1	0	0	0	0	0	0	0	1
Owen	0	0	0	0	0	1	0	1	0	0	0	0	2
Parke	1	0	0	0	2	0	0	0	0	0	0	0	3
Perry	0	0	0	0	1	2	0	0	0	0	0	0	3
Porter	0	0	0	0	1	1	0	0	0	0	0	0	2
Posey	0	0	0	1	2	0	0	0	0	0	0	0	3
Saint Joseph	0	1	1	0	3	4	1	1	0	0	0	0	11
Scott	1	0	0	1	2	0	0	0	0	0	0	0	4
Shelby	0	0	0	0	1	5	0	1	0	0	0	0	7
Spencer	0	0	0	0	0	1	0	0	0	0	0	0	1
Starke	0	0	0	1	0	0	0	0	0	0	0	0	1
Steuben	0	0	0	0	1	0	0	0	0	0	0	0	1
Switzerland	0	0	0	0	0	1	0	0	0	0	0	0	1
Tippecanoe	0	0	1	0	1	4	1	0	0	0	0	0	7
Vanderburgh	0	1	3	2	9	17	1	1	0	0	0	0	34
Vigo	0	0	0	0	0	1	0	0	0	0	0	0	1
Wabash	0	0	1	1	1	0	0	0	0	0	0	0	3
Warren	0	0	0	0	0	1	0	0	0	0	0	0	1
Warrick	0	0	0	0	1	1	0	0	0	0	0	0	2
Washington	0	0	0	2	0	0	0	0	0	0	0	0	2
Wayne	0	0	1	0	1	0	0	0	0	0	0	0	2
Wells	0	0	0	1	0	6	0	0	0	0	0	0	7
White	0	0	0	0	1	1	0	0	0	0	0	0	2
Unknown	0	0	0	0	0	0	0	0	0	0	0	16	16
Total	4	15	38	61	118	131	11	21	0	0	1	16	416

**Release Type by County of Commit for January 2025**

Table 24: Release Type by County of Commit

County	Parole	Probation	Discharged	CTP	Community Corrections	Other	Total
Adams	2	0	0	0	1	0	3
Allen	35	24	13	6	0	0	78
Bartholomew	6	2	5	1	0	0	14
Blackford	1	1	1	0	0	0	3
Boone	2	5	1	0	1	0	9
Brown	4	0	0	0	0	0	4
Carroll	1	0	0	1	0	0	2
Cass	6	1	0	3	0	0	10
Clark	3	1	0	0	0	0	4
Clay	1	2	2	0	0	0	5
Clinton	3	0	0	1	1	0	5
Crawford	0	0	1	0	0	0	1
Daviess	0	1	0	0	1	0	2
Dearborn	11	5	0	0	0	0	16
Decatur	3	2	0	1	0	0	6
Dekalb	1	2	4	0	0	0	7
Delaware	11	4	0	0	0	0	15
Dubois	4	0	0	1	0	0	5
Elkhart	18	9	9	10	1	1	48
Fayette	4	1	1	1	0	0	7
Floyd	2	0	0	0	0	0	2
Fountain	4	1	1	0	0	0	6
Franklin	1	1	1	0	0	0	3
Fulton	1	0	0	0	0	1	2
Gibson	4	0	1	2	0	0	7
Grant	3	3	0	1	0	0	7
Greene	1	8	0	1	1	0	11
Hamilton	6	7	1	0	1	1	16
Hancock	2	0	0	0	0	0	2
Harrison	3	1	0	0	0	0	4
Hendricks	7	3	0	0	2	0	12
Henry	4	1	2	0	1	0	8
Howard	4	4	3	4	0	1	16
Huntington	7	3	1	0	0	0	11
Jackson	1	2	0	0	1	0	4

Jasper	1	0	0	0	0	0	1
Jay	2	1	1	2	0	0	6
Jefferson	13	3	2	1	0	0	19
Jennings	2	0	1	0	0	0	3
Johnson	11	5	8	0	0	0	24
Knox	4	4	1	0	0	0	9
Kosciusko	3	1	1	0	0	0	5
LaGrange	0	1	0	0	0	0	1
LaPorte	4	1	3	0	0	0	8
Lake	7	2	0	3	1	0	13
Lawrence	6	2	0	4	0	0	12
Madison	34	13	2	3	2	1	55
Marion	68	39	31	10	3	4	155
Marshall	3	4	0	1	2	0	10
Martin	0	1	0	0	0	0	1
Miami	0	0	1	1	0	0	2
Monroe	1	0	3	0	0	0	4
Montgomery	3	5	0	0	0	0	8
Morgan	7	1	0	0	0	0	8
Newton	2	0	0	0	0	0	2
Noble	10	2	4	0	0	0	16
Ohio	0	1	0	0	0	0	1
Orange	1	0	0	0	0	0	1
Owen	2	1	1	0	0	0	4
Parke	0	1	2	0	0	0	3
Perry	2	4	2	0	0	0	8
Pike	2	0	0	0	0	0	2
Porter	2	3	1	0	0	0	6
Posey	4	1	2	2	0	1	10
Pulaski	2	0	1	0	0	1	4
Putnam	0	0	2	2	0	0	4
Randolph	2	0	0	1	0	0	3
Ripley	2	2	2	0	0	0	6
Rush	3	2	0	0	0	0	5
Saint Joseph	25	2	1	1	1	1	31
Scott	1	1	0	2	1	0	5
Shelby	9	1	3	0	0	1	14
Spencer	1	2	0	0	0	0	3
Starke	0	1	0	0	0	0	1
Steuben	0	2	1	0	0	0	3

Sullivan	3	1	1	0	0	0	5
Switzerland	1	1	0	0	0	0	2
Tippecanoe	8	7	0	6	1	2	24
Tipton	1	0	0	0	0	0	1
Vanderburgh	45	10	13	5	0	0	73
Vermillion	2	0	0	0	0	0	2
Vigo	9	4	0	1	0	0	14
Wabash	5	3	5	0	0	0	13
Warren	0	1	0	0	0	0	1
Warrick	3	1	0	1	0	0	5
Washington	4	1	0	0	0	0	5
Wayne	5	1	2	0	0	0	8
Wells	1	0	0	1	0	0	2
White	2	1	0	0	1	0	4
Total	494	234	144	80	23	15	990

---

## County Jails by County

January 2025

Table 25: Jail Counts by County

County	Male	Female
Adams	0	0
Allen	55	8
Bartholomew	4	3
Benton	0	0
Blackford	0	0
Boone	0	0
Brown	9	1
Carroll	0	0
Cass	1	1
Clark	2	2
Clay	0	0
Clinton	0	0
Crawford	0	0
Daviess	0	0
Dekalb	3	4
Dearborn	1	1
Decatur	1	0
Delaware	12	0
Dubois	0	0
Elkhart	26	0
Fayette	3	0
Floyd	1	0
Fountain	0	1
Franklin	0	0
Fulton	0	0
Gibson	4	0
Grant	3	0
Greene	2	1
Hamilton	2	0
Hancock	0	0
Harrison	1	2
Hendricks	0	0
Henry	1	3
Howard	3	0
Huntington	2	0
Jackson	2	0
Jasper	1	0
Jay	0	0
Jefferson	3	0
Jennings	1	0
Johnson	12	0
Knox	2	0
Kosciusko	0	0
LaPorte	0	0

LaGrange	0	0
Lake	11	0
Lawrence	8	0
Madison	0	0
Marion	86	5
Marshall	0	0
Martin	0	0
Miami	3	1
Monroe	5	1
Montgomery	0	0
Morgan	3	0
Newton	0	0
Noble	2	0
Ohio	0	0
Orange	0	0
Owen	0	0
Parke	0	0
Perry	2	1
Pike	0	1
Porter	1	0
Posey	2	0
Pulaski	1	0
Putnam	0	1
Randolph	0	0
Ripley	0	0
Rush	1	0
Scott	1	0
Shelby	0	0
Spencer	0	1
Saint Joseph	6	1
Starke	0	0
Steuben	1	1
Sullivan	0	1
Switzerland	2	0
Tippecanoe	2	0
Tipton	0	0
Union	0	0
Vanderburgh	16	5
Vermillion	1	0
Vigo	0	0
Wabash	2	0
Warren	1	0
Warrick	0	0
Washington	1	0
Wayne	4	0
Wells	3	0
White	2	0
Whitley	0	1
Jail Counts	324	47



## Community Transition Programs Average Daily Populations

Table 26: Community Transtion Programs Average Daily Populations

Date	Average CTP
2022-03-01	286
2022-04-01	281
2022-05-01	267
2022-06-01	244
2022-07-01	222
2022-08-01	220
2022-09-01	200
2022-10-01	184
2022-11-01	169
2022-12-01	171
2023-01-01	158
2023-02-01	153
2023-03-01	150
2023-04-01	131
2023-05-01	131
2023-06-01	131
2023-07-01	114
2023-08-01	116
2023-09-01	113
2023-10-01	127
2023-11-01	122
2023-12-01	139
2024-01-01	173
2024-02-01	168
2024-03-01	179
2024-04-01	162
2024-05-01	167
2024-06-01	168
2024-07-01	185
2024-08-01	184
2024-09-01	195
2024-10-01	209
2024-11-01	219
2024-12-01	205
2025-01-01	189
2025-02-01	177

## Community Transition Program Release Information

Table 27: Community Transition Program Release Information

Offense Level	Count
F2	2
F3	12
F4	9
F5	24
F6	27
FA	5
FC	1
Total	80

## Total Number of Felony Offenses Committed to the Indiana Department of Correction

Table 28: Total Number of Felony Offenses Committed to the Indiana Department of Correction

Offense Level	Primary Offense	Male	Female	YTD Male	YTD Female
F1	Child Molesting (35-42-4-3)	5	0	5	0
F1	Murder (35-42-1-1)	0	1	0	1
F2	Dealing In Cocaine Or Narcotic Drug (35-48-4-1)	3	1	3	1
F2	Dealing In Methamphetamine (35-48-4-1.1)	5	5	5	5
F2	Robbery (Serious Bodily Injury) (35-42-5-1)	2	0	2	0
F2	Voluntary Manslaughter (35-42-1-3)	0	1	0	1
F3	Aggravated Battery (35-42-2-1.5)	2	3	2	3
F3	Burglary (35-43-2-1)	1	0	1	0
F3	Child Molesting (35-42-4-3)	1	1	1	1
F3	Criminal Confinement (35-42-3-3)	1	0	1	0
F3	Dealing A Sched I, Ii, Iii Control Subst (35-48-4-2)	1	1	1	1
F3	Dealing In Cocaine Or Narcotic Drug (35-48-4-1)	0	1	0	1
F3	Dealing In Methamphetamine (35-48-4-1.1)	10	6	10	6
F3	Domestic Battery W/Sbi To A Person Less Than 14 Years Old (35-42-2-1.3(a)(1))	0	1	0	1
F3	Neglect Of A Dependent W/ Serious Injury (35-46-1-4)	1	4	1	4
F3	Possession Of Cocaine Or Narcotic Drug (35-48-4-6)	1	2	1	2
F3	Possession Of Methamphetamine (35-48-4-6.1)	2	1	2	1
F3	Rape (35-42-4-1)	1	0	1	0
F3	Robbery (Armed Or Bodily Injury) (35-42-5-1)	8	6	8	6
F3	Robbery Taking Prop By Force (35-42-5-1(1))	0	1	0	1
F4	Arson (35-43-1-1)	1	4	1	4
F4	Burglary (35-43-2-1)	12	1	12	1
F4	Child Exploitation (35-42-4-4)	2	0	2	0
F4	Child Molesting (35-42-4-3)	8	0	8	0
F4	Child Solicitation (35-42-4-6)	4	0	4	0
F4	Criminal Confinement (35-42-3-3)	2	0	2	0
F4	Dealing In Cocaine Or Narcotic Drug (35-48-4-1)	6	1	6	1
F4	Dealing In Methamphetamine (35-48-4-1.1)	5	4	5	4
F4	Habitual Offender (35-50-2-8)	1	0	1	0
F4	Incest - Victim Less Than 16 Years Old (35-46-1-3)	1	0	1	0
F4	Oper Veh - Intox - Result - Ser Body Inj (9-30-5-4)	0	1	0	1
F4	Possession Of Cocaine Or Narcotic Drug (35-48-4-6)	4	7	4	7
F4	Possession Of Methamphetamine (35-48-4-6.1)	9	4	9	4
F4	Sexual Misconduct With A Minor (35-42-4-9)	2	0	2	0
F4	Unlawful Firearm Poss By Serious Felon (35-47-4-5)	17	4	17	4

F5	Auto Theft, Receiving Stolen Auto Parts (35-43-4-2.5)	4	1	4	1
F5	Auto Theft, Same 8265, Prior Conviction For Either Theft Of An Auto Or Auto Parts (35-43-4-2 (a))	2	0	2	0
F5	Auto Theft-Same 7054, But Defendant Has A Prior For Either Theft Of An Auto (35-43-4-2(a))	1	0	1	0
F5	Auto Theft-Theft Of Entire Motor Vehicle (35-43-4-2(a)(2)(c))	0	1	0	1
F5	Battery (35-42-2-1)	14	1	14	1
F5	Battery Against A Public Safety Official (35-42-2-1(c)(1))	2	0	2	0
F5	Battery By Means Of A Deadly Weapon (35-42-2-1(c)(1))	2	0	2	0
F5	Battery W/Bodily Injury To A Public Safety Officer (35-42-2-1(C)(1))	1	0	1	0
F5	Burglary (35-43-2-1)	8	0	8	0
F5	Carrying A Handgun W/O License, Def Has A Prior Conviction For Carrying C/O License. (35-47-2-1)	2	0	2	0
F5	Child Exploitation (35-42-4-4)	1	0	1	0
F5	Child Solicitation (35-42-4-6)	3	0	3	0
F5	Contributing To The Delinquency Of Minor (35-46-1-8)	3	0	3	0
F5	Corrupt Business Influence (35-45-6-2)	3	3	3	3
F5	Criminal Confinement (35-42-3-3)	1	0	1	0
F5	Criminal Recklessness (35-42-2-2)	4	0	4	0
F5	Danger Poss Firearm Child Prev Conv/Adj (35-47-10-5)	1	0	1	0
F5	Dealing A Sched I, Ii, Iii Control Subst (35-48-4-2)	1	0	1	0
F5	Dealing In Cocaine Or Narcotic Drug (35-48-4-1)	1	0	1	0
F5	Dealing In Marijuana, Hash Oil, Hashish (35-48-4-10)	1	0	1	0
F5	Dealing In Methamphetamine (35-48-4-1.1)	4	0	4	0
F5	Domestic Battery With Injury To A Pregnant Woman. (35-42-2-1.3(a)(1))	1	0	1	0
F5	Domestic Battery With Prev Battery Conv (35-42-2-1.3(c)(4))	11	0	11	0
F5	Domestic Battery-Def Has Been Previously Convicted Of Battery Or Strangulation (35-42-2-1.3)	5	0	5	0
F5	Escape (35-44.1-3-4)	5	0	5	0
F5	Failure To Register As A Sex Offender (11-8-8-17)	10	0	10	0
F5	Fraud (35-43-5-4)	1	0	1	0
F5	Handgun Violation (Felony Within 15 Yrs) (35-47-2-1)	10	0	10	0
F5	Intimidation (35-45-2-1)	13	1	13	1
F5	Kidnapping (35-42-3-2)	1	0	1	0

F5	Neglect Of A Dependent Resulting In Bodily Injury (35-46-1-4(a)(1))	0	7	0	7
F5	Oper Veh - Intox - Result - Ser Body Inj (9-30-5-4)	1	1	1	1
F5	Oper Veh - Ser Bodily Injury W/Schd I,II (9-30-5-4(A2))	1	1	1	1
F5	Operate Vehicle After Suspended For Life (9-30-10-17)	2	0	2	0
F5	Possess Child Porn W/ Aggravating Factor Found In 35-42-4-4(E)(1) (35-42-4-4(d)(1))	2	0	2	0
F5	Possession Dangerous Device (35-44.1-3-7)	1	0	1	0
F5	Possession Of A Destructive Device (35-47.5-5-2)	1	0	1	0
F5	Possession Of A Machine Gun Or Bomb (35-47-5-8)	1	0	1	0
F5	Possession Of Altered Firearm (35-47-2-18(a)(2))	1	0	1	0
F5	Possession Of Child Pornography (35-42-4-4(C))	4	0	4	0
F5	Possession Of Cocaine Or Narcotic Drug (35-48-4-6)	5	3	5	3
F5	Possession Of Methamphetamine (35-48-4-6.1)	15	3	15	3
F5	Reckless Homicide (35-42-1-5)	1	1	1	1
F5	Robbery (35-42-5-1)	4	3	4	3
F5	Stalking (35-45-10-5)	4	0	4	0
F5	Strangulation (35-42-2-9)	2	0	2	0
F5	Theft Receiving Stolen Property (35-43-4-2)	2	1	2	1
F5	Theft,Receiving Stolen Property (35-43-4-2(a)(2))	2	3	2	3
F5	Theft-Use When Property Stolen Is A Firearm (35-43-4-2(a))	10	1	10	1
F5	Trafficking With An Inmate (35-44.1-3-5)	2	0	2	0
F5	Unlawful Carrying Of A Handgun-Prior Conviction Under This Section (35-47-2-1.5(b))	4	1	4	1
F5	Vicarious Sexual Gratification (35-42-4-5)	1	0	1	0
F6	Assisting A Criminal (35-44.1-2-5)	0	1	0	1
F6	Auto Theft, Receiving Stolen Auto Parts (35-43-4-2.5)	4	0	4	0
F6	Auto Theft-Theft Of An Entire Motor Vehicle (35-43-4-2(a))	1	1	1	1
F6	Battery (35-42-2-1)	4	3	4	3
F6	Battery By Bodily Waste Against A Public Safety Officer (35-42-2-1(B)(2))	6	0	6	0
F6	Contributing To The Delinquency Of Minor (35-46-1-8)	1	0	1	0
F6	Counterfeiting Def Knowingly Makes Or Utters Written Instrument Such That It (35-43-5-2(a)(1)(A))	6	6	6	6
F6	Counterfeiting Def Possesses More Than 1 Written Instrument Knowing They Were (35-43-5-2(a)(2)(D))	1	0	1	0
F6	Criminal Confinement (35-42-3-3)	2	0	2	0
F6	Criminal Recklessness (35-42-2-2)	0	2	0	2

F6	Criminal Recklessness Committed With A Deadly Weapon (35-42-2-2(a))	2	0	2	0
F6	Criminal Trespass (35-43-2-2)	2	0	2	0
F6	Cruelty To Animals, Delib Kill W/O Consen (35-46-3-12)	1	0	1	0
F6	Dealing In Marijuana, Hash Oil, Hashish (35-48-4-10)	2	0	2	0
F6	Domestic Battery (35-42-2-1.3)	9	0	9	0
F6	Domestic Battery Committed In The Presence Of A Child Less Than 16 (35-42-2-1.3(a)(1))	2	0	2	0
F6	Domestic Battery Resulting In Moderate Bodily Injury (35-42-2-1.3(a)(1))	0	1	0	1
F6	Domestic Violence Animal Cruelty (35-46-3-12.5)	0	1	0	1
F6	Escape (35-44.1-3-4)	18	3	18	3
F6	Escape-Def Violates Home Detention Or Removes An Electronic Device (35-44.1-3-4(c))	1	1	1	1
F6	Failure Of Sex Offender To Possess Id (11-8-8-15)	2	0	2	0
F6	Failure To Register As A Sex Offender (11-8-8-17)	8	0	8	0
F6	Failure To Return To Lawful Detention (35-44.1-3-4(d))	2	2	2	2
F6	Forgery, Counterfeiting, Application Fraud (35-43-5-2)	1	0	1	0
F6	Fraud (35-43-5-4)	2	0	2	0
F6	Habitual Offender (35-50-2-8)	3	0	3	0
F6	Identity Deception (35-43-5-3.5)	1	0	1	0
F6	Intimidation (35-45-2-1)	8	8	8	8
F6	Invasion Of Privacy (35-46-1-15.1)	6	1	6	1
F6	Maintaining Common Nuisance - Cntrl Subs (35-45-1-5(C))	1	2	1	2
F6	Neglect Of A Dependent (35-46-1-4)	2	5	2	5
F6	Obstruction Of Justice (35-44.1-2-2)	1	1	1	1
F6	Oper Veh - Intox - Prior Conviction (9-30-5-2)	3	0	3	0
F6	Oper Veh .08 Or More - Prior Conviction (9-30-5-1)	1	2	1	2
F6	Oper Vehicle - Intox - Prev Conviction (9-30-5-3)	3	1	3	1
F6	Operating A Vehicle Intoxicated: Endangering A Person (9-30-5-2(a)(b))	2	1	2	1
F6	Operating A Vehicle While Intoxicated: Endangering A Person Less Than 18yrs (9-30-5-2(a))	0	3	0	3
F6	Operating Veh W/Ace Of .15 Or More W/Pass Under 18/At Least 21 (9-30-5-1(b))	0	1	0	1
F6	Operating Vehicle-Habit Traffic Violator (9-30-10-16)	3	2	3	2
F6	Pointing A Firearm (35-47-4-3)	2	1	2	1
F6	Possession Of Child Pornography (35-42-4-4(C))	1	0	1	0
F6	Possession Of Child Pornography (35-42-4-4(d))	1	0	1	0

F6	Possession Of Cocaine Or Narcotic Drug (35-48-4-6)	16	15	16	15
F6	Possession Of Controlled Substance (35-48-4-7)	3	0	3	0
F6	Possession Of Methamphetamine (35-48-4-6.1)	41	9	41	9
F6	Possession Of Methamphetamine (35-48-4-6.1A)	6	14	6	14
F6	Possession Of Syringes Or Needles (16-42-19-18)	9	14	9	14
F6	Possession Or Use Of Legend Drug (16-42-19-13)	2	5	2	5
F6	Residential Entry (35-43-2-1.5)	6	3	6	3
F6	Resisting Law Enforcement (35-44.1-3-1)	15	2	15	2
F6	Sexual Battery (35-42-4-8)	2	0	2	0
F6	Strangulation (35-42-2-9)	2	0	2	0
F6	Theft Where Value Of Property Is Between \$750-\$50k (35-43-4-2(a))	1	18	1	18
F6	Theft, Def. Has A Prior Conviction For Either Theft Or Conversion (35-43-4-2(a))	3	3	3	3
F6	Theft,Receiving Stolen Property (35-43-4-2)	32	5	32	5
F6	Theft; Prior Conviction For Robbery Or Burglary (35-43-4-2(a))	0	4	0	4
FA	Arson (35-43-1-1)	1	0	1	0
FA	Child Molesting (35-42-4-3)	8	0	8	0
FA	Dealing In A Sched I,Ii Or Iii Cont Sub (35-48-4-2)	1	0	1	0
FA	Dealing In Cocaine Or Narcotic Drug (35-48-4-1)	3	0	3	0
FA	Kidnapping (35-42-3-2)	1	0	1	0
FB	Aggravated Battery (35-42-2-1.5)	1	0	1	0
FB	Burglary (35-43-2-1)	10	0	10	0
FB	Child Molesting (35-42-4-3)	5	0	5	0
FB	Criminal Deviate Conduct (35-42-4-2)	1	0	1	0
FB	Dealing In Cocaine Or Narcotic Drug (35-48-4-1)	1	0	1	0
FB	Dealing In Methamphetamine (35-48-4-1.1)	4	0	4	0
FB	Prisoner Poss. Dangerous Device/Material (35-44-3-9.5)	2	0	2	0
FB	Rape (35-42-4-1)	2	0	2	0
FB	Robbery (Armed Or Bodily Injury) (35-42-5-1)	5	0	5	0
FB	Sexual Misconduct With A Minor (35-42-4-9)	3	0	3	0
FC	Battery (35-42-2-1)	4	0	4	0
FC	Burglary (35-43-2-1)	1	0	1	0
FC	Child Molesting (35-42-4-3)	3	0	3	0
FC	Forgery,Counterfeiting,Application Fraud (35-43-5-2)	2	0	2	0
FC	Non Support Of Dependent Child (35-46-1-5)	1	0	1	0
FC	Operate Vehicle After Suspended For Life (9-30-10-17)	1	0	1	0
FD	Auto Theft, Receiving Stolen Auto Parts (35-43-4-2.5)	1	0	1	0
FD	Battery (35-42-2-1)	1	0	1	0
FD	Failure To Register As A Sex Offender (11-8-8-17)	1	0	1	0

FD	Possession Of A Controlled Substance (35-48-4-7)	2	0	2	0
FD	Possession Of Methamphetamine (35-48-4-6.1)	1	0	1	0
FD	Strangulation (35-42-2-9)	1	0	1	0
FD	Theft,Receiving Stolen Property (35-43-4-2)	2	0	2	0
M	Murder (35-42-1-1)	0	1	0	1
Total	-	622	235	622	235



# Number of New Admissions by Most Serious Offense Committed to the Indiana Department of Correction

Table 29: Number of Admissions by Most Serious Offense Committed to the Indiana Department of Correction

Offense Level	Primary Offense	Male	Female	YTD Male	YTD Female
F1	Child Molesting (35-42-4-3)	3	0	3	0
F1	Murder (35-42-1-1)	0	1	0	1
F2	Attempted Robbery (Serious Bodily Injury) (35-42-5-1)	1	0	1	0
F2	Conspiracy Dealing In Cocaine Or Narcotic Drug (35-48-4-1)	1	0	1	0
F2	Dealing In Cocaine Or Narcotic Drug (35-48-4-1)	2	1	2	1
F2	Dealing In Methamphetamine (35-48-4-1.1)	4	4	4	4
F2	Robbery (Serious Bodily Injury) (35-42-5-1)	1	0	1	0
F2	Voluntary Manslaughter (35-42-1-3)	0	1	0	1
F3	Aggravated Battery (35-42-2-1.5)	2	3	2	3
F3	Burglary (35-43-2-1)	1	0	1	0
F3	Child Molesting (35-42-4-3)	1	1	1	1
F3	Criminal Confinement (35-42-3-3)	1	0	1	0
F3	Dealing A Sched I, Ii, Iii Control Subst (35-48-4-2)	1	1	1	1
F3	Dealing In Methamphetamine (35-48-4-1.1)	5	4	5	4
F3	Domestic Battery W/Sbi To A Person Less Than 14 Years Old (35-42-2-1.3(a)(1))	0	1	0	1
F3	Neglect Of A Dependent W/ Serious Injury (35-46-1-4)	1	2	1	2
F3	Possession Of Cocaine Or Narcotic Drug (35-48-4-6)	1	1	1	1
F3	Possession Of Methamphetamine (35-48-4-6.1)	2	0	2	0
F3	Rape (35-42-4-1)	1	0	1	0
F3	Robbery (Armed Or Bodily Injury) (35-42-5-1)	6	2	6	2
F3	Robbery Taking Prop By Force (35-42-5-1(1))	0	1	0	1
F4	Arson (35-43-1-1)	1	1	1	1
F4	Attempted Burglary (35-43-2-1)	1	0	1	0
F4	Burglary (35-43-2-1)	7	1	7	1
F4	Child Exploitation (35-42-4-4)	2	0	2	0
F4	Child Molesting (35-42-4-3)	4	0	4	0
F4	Child Solicitation (35-42-4-6)	4	0	4	0
F4	Conspiracy Dealing In Methamphetamine (35-48-4-1.1)	1	0	1	0
F4	Criminal Confinement (35-42-3-3)	1	0	1	0
F4	Dealing In Cocaine Or Narcotic Drug (35-48-4-1)	3	1	3	1
F4	Dealing In Methamphetamine (35-48-4-1.1)	3	2	3	2
F4	Oper Veh - Intox - Result - Ser Body Inj (9-30-5-4)	0	1	0	1
F4	Possession Of Cocaine Or Narcotic Drug (35-48-4-6)	2	4	2	4
F4	Possession Of Methamphetamine (35-48-4-6.1)	5	3	5	3

F4	Sexual Misconduct With A Minor (35-42-4-9)	2	0	2	0
F4	Unlawful Firearm Poss By Serious Felon (35-47-4-5)	8	4	8	4
F5	Attempted Battery (35-42-2-1)	1	0	1	0
F5	Attempted Trafficking With An Inmate (35-44.1-3-5)	1	0	1	0
F5	Auto Theft, Receiving Stolen Auto Parts (35-43-4-2.5)	3	1	3	1
F5	Auto Theft-Theft Of Entire Motor Vehicle (35-43-4-2(a)(2)(c))	0	1	0	1
F5	Battery (35-42-2-1)	9	1	9	1
F5	Battery Against A Public Safety Official (35-42-2-1(c)(1))	2	0	2	0
F5	Battery By Means Of A Deadly Weapon (35-42-2-1(c)(1))	1	0	1	0
F5	Battery W/Bodily Injury To A Public Safety Officer (35-42-2-1(C)(1))	1	0	1	0
F5	Burglary (35-43-2-1)	6	0	6	0
F5	Carrying A Handgun W/O License, Def Has A Prior Conviction For Carrying C/O License. (35-47-2-1)	2	0	2	0
F5	Conspiracy Burglary (35-43-2-1)	1	0	1	0
F5	Corrupt Business Influence (35-45-6-2)	1	1	1	1
F5	Criminal Confinement (35-42-3-3)	1	0	1	0
F5	Criminal Recklessness (35-42-2-2)	2	0	2	0
F5	Danger Poss Firearm Child Prev Conv/Adj (35-47-10-5)	1	0	1	0
F5	Dealing A Sched I, Ii, Iii Control Subst (35-48-4-2)	1	0	1	0
F5	Dealing In Marijuana, Hash Oil, Hashish (35-48-4-10)	1	0	1	0
F5	Dealing In Methamphetamine (35-48-4-1.1)	3	0	3	0
F5	Domestic Battery With Injury To A Pregnant Woman. (35-42-2-1.3(a)(1))	1	0	1	0
F5	Domestic Battery With Prev Battery Conv (35-42-2-1.3(c)(4))	5	0	5	0
F5	Domestic Battery-Def Has Been Previously Convicted Of Battery Or Strangulation (35-42-2-1.3)	4	0	4	0
F5	Escape (35-44.1-3-4)	3	0	3	0
F5	Failure To Register As A Sex Offender (11-8-8-17)	5	0	5	0
F5	Fraud (35-43-5-4)	1	0	1	0
F5	Handgun Violation (Felony Within 15 Yrs) (35-47-2-1)	4	0	4	0
F5	Intimidation (35-45-2-1)	6	1	6	1
F5	Neglect Of A Dependent Resulting In Bodily Injury (35-46-1-4(a)(1))	0	2	0	2
F5	Oper Veh - Intox - Result - Ser Body Inj (9-30-5-4)	1	1	1	1
F5	Oper Veh - Ser Bodily Injury W/Schd I,Ii (9-30-5-4(A2))	1	1	1	1

F5	Operate Vehicle After Suspended For Life (9-30-10-17)	1	0	1	0
F5	Possess Child Porn W/ Aggravating Factor Found In 35-42-4-4(E)(1) (35-42-4-4(d)(1))	1	0	1	0
F5	Possession Of A Destructive Device (35-47.5-5-2)	1	0	1	0
F5	Possession Of A Machine Gun Or Bomb (35-47-5-8)	1	0	1	0
F5	Possession Of Altered Firearm (35-47-2-18(a)(2))	1	0	1	0
F5	Possession Of Cocaine Or Narcotic Drug (35-48-4-6)	2	0	2	0
F5	Possession Of Methamphetamine (35-48-4-6.1)	10	3	10	3
F5	Reckless Homicide (35-42-1-5)	1	1	1	1
F5	Robbery (35-42-5-1)	2	3	2	3
F5	Stalking (35-45-10-5)	2	0	2	0
F5	Strangulation (35-42-2-9)	2	0	2	0
F5	Theft Receiving Stolen Property (35-43-4-2)	1	1	1	1
F5	Theft,Receiving Stolen Property (35-43-4-2(a)(2))	2	0	2	0
F5	Theft-Use When Property Stolen Is A Firearm (35-43-4-2(a))	2	1	2	1
F5	Unlawful Carrying Of A Handgun-Prior Conviction Under This Section (35-47-2-1.5(b))	2	1	2	1
F6	Aiding Theft,Receiving Stolen Property (35-43-4-2)	1	0	1	0
F6	Assisting A Criminal (35-44.1-2-5)	0	1	0	1
F6	Auto Theft, Receiving Stolen Auto Parts (35-43-4-2.5)	1	0	1	0
F6	Auto Theft-Theft Of An Entire Motor Vehicle (35-43-4-2(a))	0	1	0	1
F6	Battery (35-42-2-1)	2	2	2	2
F6	Battery By Bodily Waste Against A Public Safety Officer (35-42-2-1(B)(2))	1	0	1	0
F6	Contributing To The Delinquency Of Minor (35-46-1-8)	1	0	1	0
F6	Counterfeiting Def Knowingly Makes Or Utters Written Instrument Such That It (35-43-5-2(a)(1)(A))	1	1	1	1
F6	Counterfeiting Def Possesses More Than 1 Written Instrument Knowing They Were (35-43-5-2(a)(2)(D))	1	0	1	0
F6	Criminal Recklessness Committed With A Deadly Weapon (35-42-2-2(a))	1	0	1	0
F6	Criminal Trespass (35-43-2-2)	2	0	2	0
F6	Domestic Battery (35-42-2-1.3)	3	0	3	0
F6	Domestic Battery Resulting In Moderate Bodily Injury (35-42-2-1.3(a)(1))	0	1	0	1
F6	Escape (35-44.1-3-4)	2	1	2	1
F6	Failure Of Sex Offender To Possess Id (11-8-8-15)	2	0	2	0

F6	Failure To Register As A Sex Offender (11-8-8-17)	4	0	4	0
F6	Failure To Return To Lawful Detention (35-44.1-3-4(d))	1	1	1	1
F6	Identity Deception (35-43-5-3.5)	1	0	1	0
F6	Intimidation (35-45-2-1)	1	2	1	2
F6	Invasion Of Privacy (35-46-1-15.1)	2	1	2	1
F6	Maintaining Common Nuisance - Cntrl Subs (35-45-1-5(C))	0	1	0	1
F6	Oper Veh .08 Or More - Prior Conviction (9-30-5-1)	1	1	1	1
F6	Oper Vehicle - Intox - Prev Conviction (9-30-5-3)	1	0	1	0
F6	Operating A Vehicle While Intoxicated: Endangering A Person Less Than 18yrs (9-30-5-2(a))	0	2	0	2
F6	Operating Veh W/Ace Of .15 Or More W/Pass Under 18/At Least 21 (9-30-5-1(b))	0	1	0	1
F6	Operating Vehicle-Habit Traffic Violator (9-30-10-16)	2	0	2	0
F6	Possession Of Cocaine Or Narcotic Drug (35-48-4-6)	6	9	6	9
F6	Possession Of Controlled Substance (35-48-4-7)	1	0	1	0
F6	Possession Of Methamphetamine (35-48-4-6.1)	14	5	14	5
F6	Possession Of Methamphetamine (35-48-4-6.1A)	4	6	4	6
F6	Possession Of Syringes Or Needles (16-42-19-18)	2	7	2	7
F6	Possession Or Use Of Legend Drug (16-42-19-13)	0	1	0	1
F6	Residential Entry (35-43-2-1.5)	4	2	4	2
F6	Resisting Law Enforcement (35-44.1-3-1)	5	2	5	2
F6	Strangulation (35-42-2-9)	1	0	1	0
F6	Theft Where Value Of Property Is Between \$750-\$50k (35-43-4-2(a))	0	3	0	3
F6	Theft,Receiving Stolen Property (35-43-4-2)	10	2	10	2
FA	Arson (35-43-1-1)	1	0	1	0
FA	Child Molesting (35-42-4-3)	5	0	5	0
FA	Dealing In A Sched I,II Or III Cont Sub (35-48-4-2)	1	0	1	0
FA	Dealing In Cocaine Or Narcotic Drug (35-48-4-1)	3	0	3	0
FA	Kidnapping (35-42-3-2)	1	0	1	0
FB	Aggravated Battery (35-42-2-1.5)	1	0	1	0
FB	Burglary (35-43-2-1)	6	0	6	0
FB	Child Molesting (35-42-4-3)	3	0	3	0
FB	Dealing In Cocaine Or Narcotic Drug (35-48-4-1)	1	0	1	0
FB	Dealing In Methamphetamine (35-48-4-1.1)	3	0	3	0
FB	Rape (35-42-4-1)	2	0	2	0
FB	Robbery (Armed Or Bodily Injury) (35-42-5-1)	3	0	3	0
FB	Sexual Misconduct With A Minor (35-42-4-9)	2	0	2	0
M	Murder (35-42-1-1)	0	1	0	1
NA	NA	3	0	3	0

Total	-	290	113	290	113
-------	---	-----	-----	-----	-----

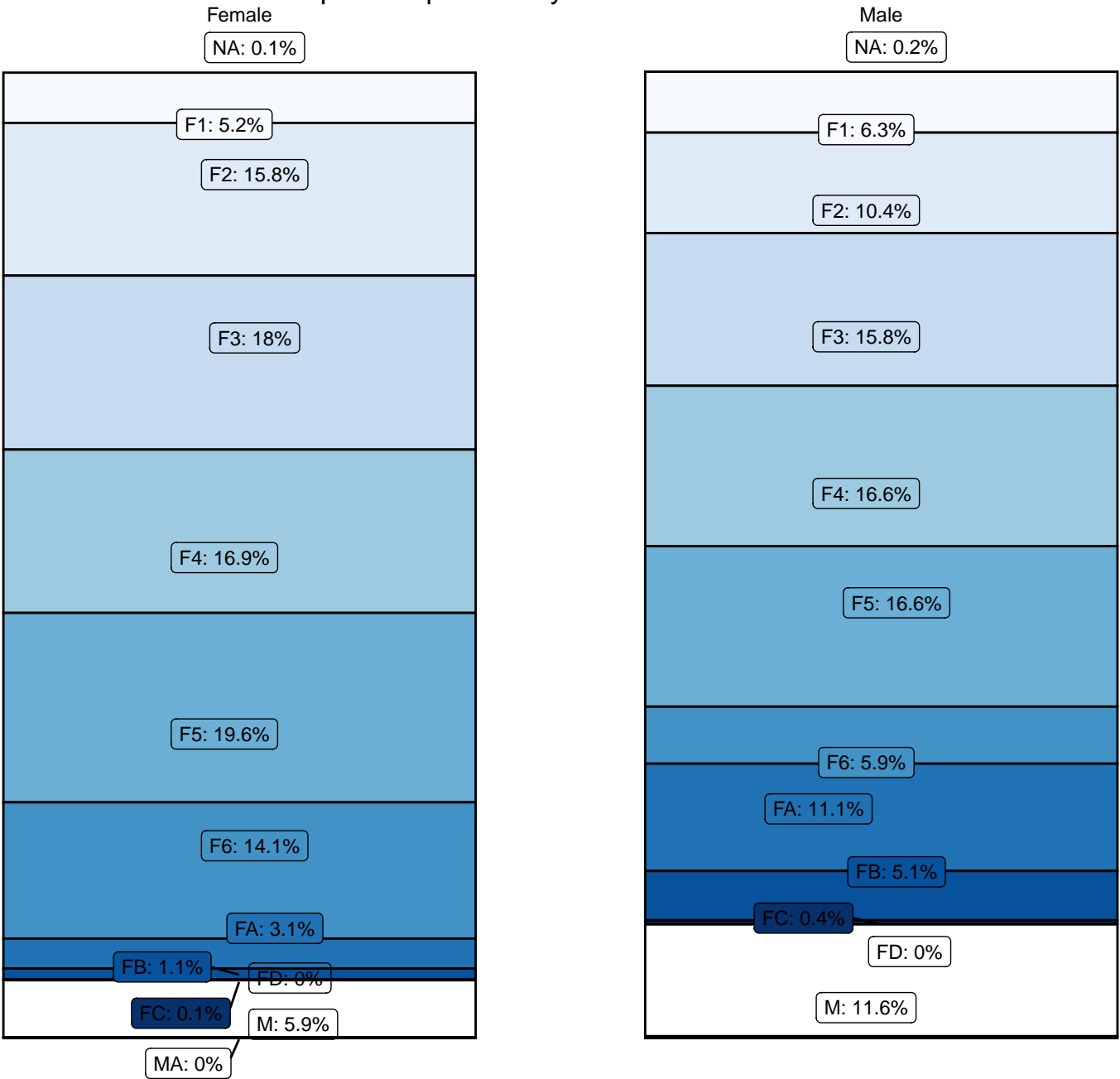
---

Population by Most Serious Offense

Number of Female Offenders: 2526

Number of Male Offenders: 22561

Graph 1: Population by Most Serious Offense



- a

Male: F1: 6.3%
- a
- Female: F2: 15.8%

a

a

a

a

a

a

a

a

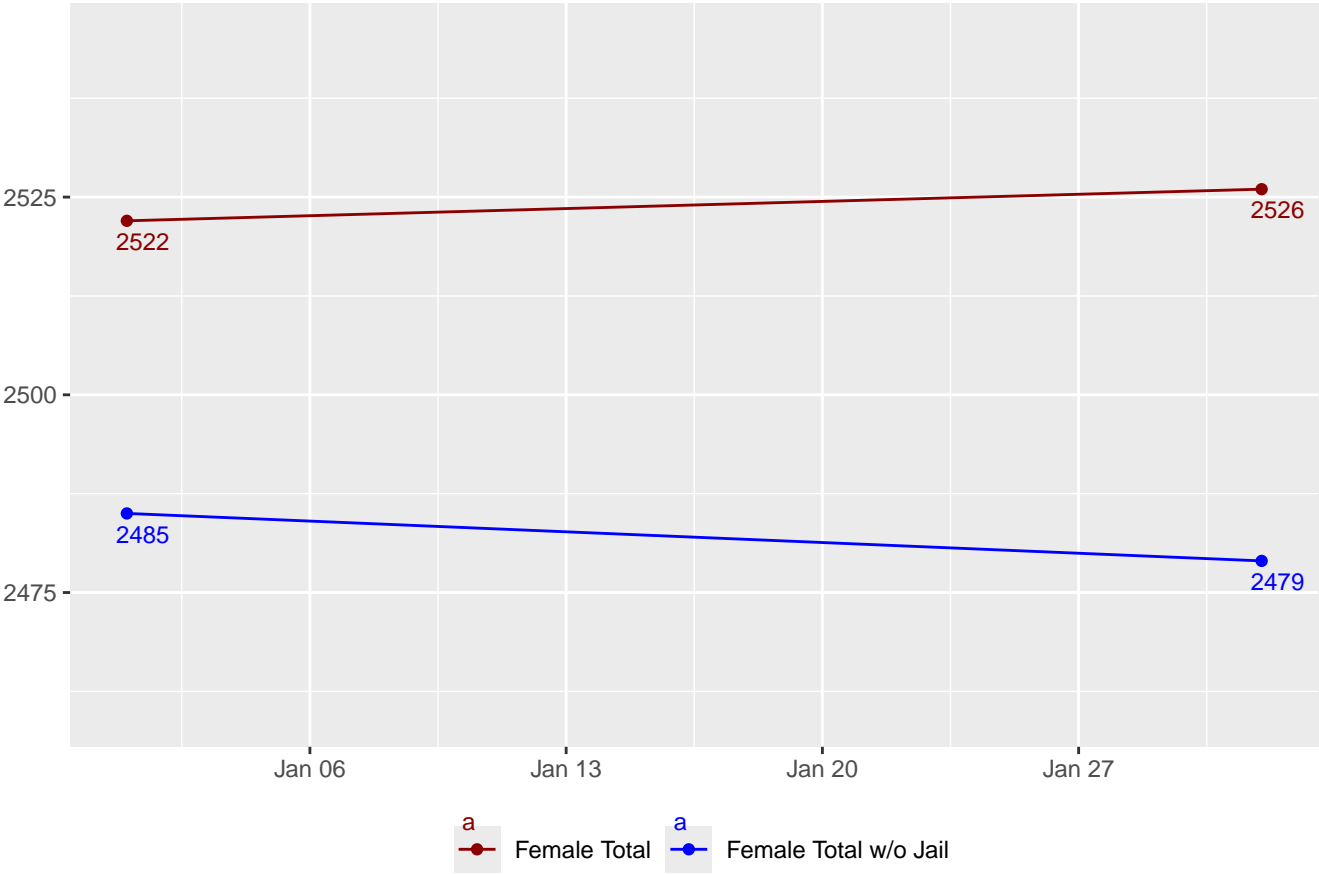
a

a

a

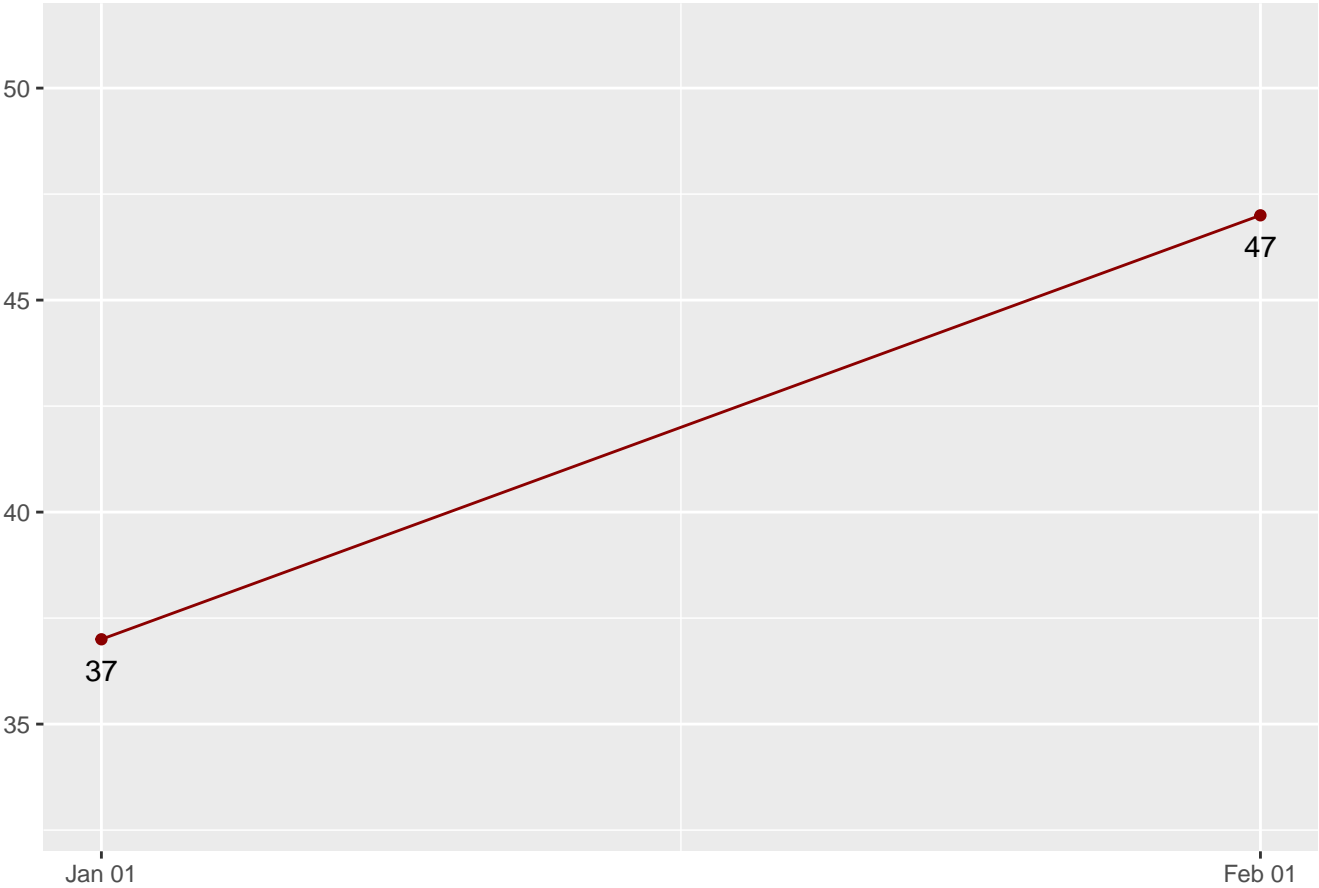
Average Daily Adult Female Offender Population in 2025

Graph 2: Average Daily Adult Female Offender Population



Adult Females Held in County Jails in 2025

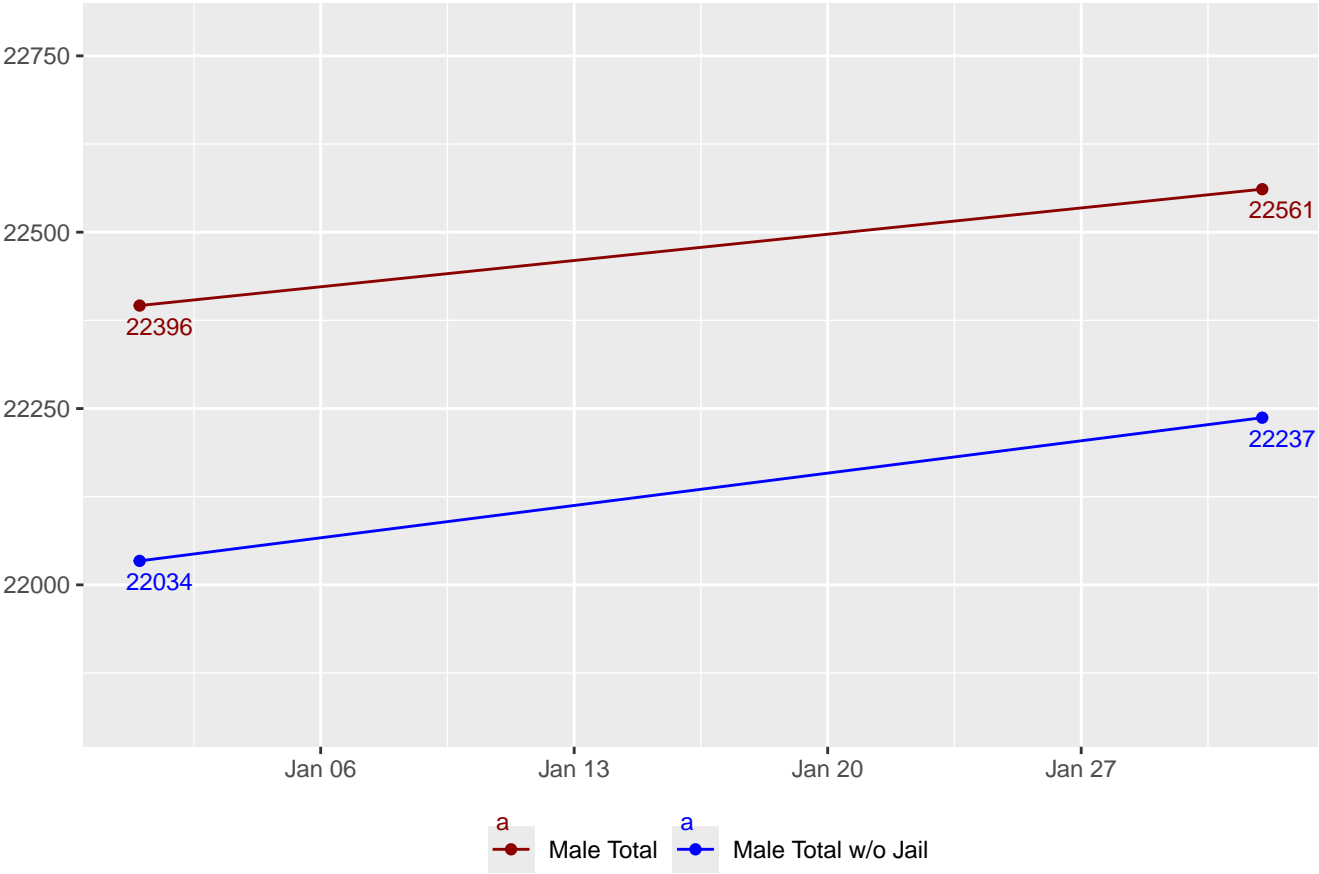
Graph 3: Adult Females Held in County Jails





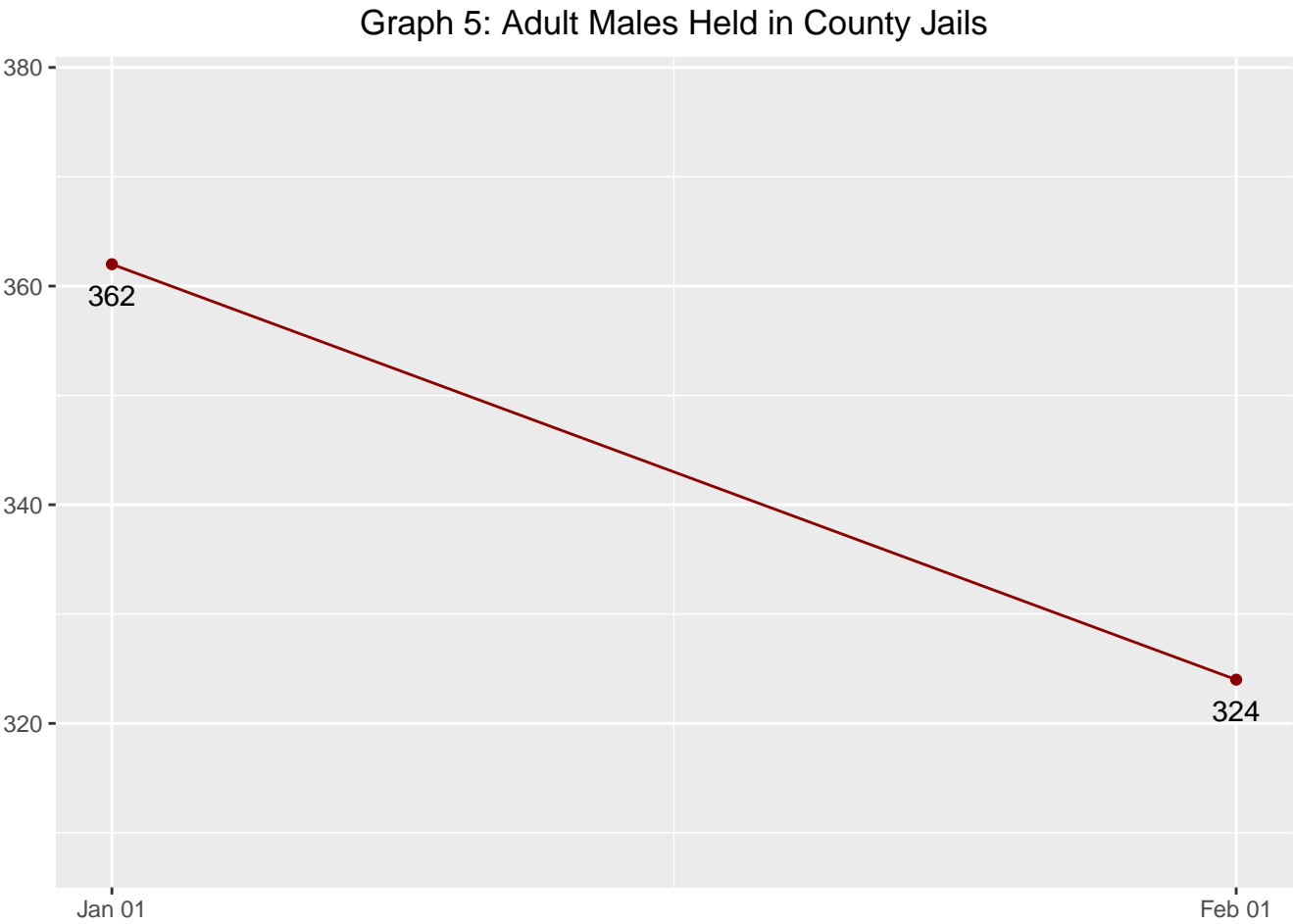
Average Daily Adult Male Offender Population 2025

Graph 4: Average Daily Adult Male Offender Population



Adult Males Held in County Jails

Adult Males Held in County Jails in 2025





# Juvenile Offender Statistics



# Juvenile Statistics for January 2025

## Juvenile Admissions and Releases

Table 30: Juvenile Admissions

Sex	Count
Male	35
Female	8
Total	43

Table 31: Juvenile Releases

Sex	Description	Count
Male	Parole	3
Male	Probation	3
Male	Discharged	20
Female	Discharged	5
Total	-	31

## Juvenile Admissions and Releases by County

Table 32: Juvenile Admissions by County

County	Count
Allen	1
Boone	1
Dekalb	1
Delaware	2
Elkhart	6
Grant	1
Greene	1
Hamilton	2
Hendricks	1
Howard	1
Jay	1
LaGrange	1
Madison	2
Noble	1
Posey	2
Putnam	1
Saint Joseph	6
Scott	1
Vanderburgh	1
Warrick	1
Unknown	9
Total	43

Table 33: Juvenile Releases by County

County	Count
Adams	1
Allen	1
Boone	1
Cass	1
Decatur	1
Elkhart	3
Hendricks	1
Howard	1
Huntington	1
Lake	1
Madison	2
Marshall	1
Noble	1
Perry	1
Saint Joseph	3
Sullivan	1
Switzerland	1
Tippecanoe	2
Vigo	1
Wells	1
Unknown	5
Total	31

## Total Number of Committing Offenses for Juveniles Committed to the Indiana Department of Correction

Table 34: Total Number of Committing Offenses for Juveniles  
Committed to the Indiana Department of Correction

Offense Level	Primary Offense	Male	Female
Severity I	Battery (35-42-2-1)	3	6
Severity I	Child Molesting (35-42-4-3)	2	0
Severity I	Criminal Recklessness (35-42-2-2)	1	0
Severity I	Dangerous Possession Of Firearm (35-47-10-5A)	3	0
Severity I	Pointing A Firearm (35-47-4-3)	1	0
Severity I	Resisting Law Enforcement (35-44.1-3-1)	4	7
Severity I	Robbery (Armed Or Bodily Injury) (35-42-5-1)	2	0
Severity II	Escape (35-44.1-3-4)	3	0
Severity II	Intimidation (35-45-2-1)	4	3
Severity III	Auto Theft, Receiving Stolen Auto Parts (35-43-4-2.5)	1	0
Severity III	Burglary (35-43-2-1)	2	0
Severity III	Criminal Trespass (35-43-2-2)	1	0
Severity III	False Reporting (35-44.1-2-3)	1	0
Severity III	Residential Entry (35-43-2-1.5)	1	0
Severity III	Unlawful Entry Of Motor Vehicle (35-43-4-2.7)	1	0
Severity IV	Illegal Consumption Of Alcohol Under 21 (7.1-5-7-7)	3	0
Severity IV	Possession Of Marijuana (35-48-4-11)	1	0
Severity IV	Probation Violation (002)	2	0
Severity IV	Runaway (31-6-4-1.3)	4	2
Unknown	Auto Theft-Theft Of An Entire Motor Vehicle (35-43-4-2(a))	1	0
Unknown	Battery Resulting In Serious Bodily Injury (35-42-2-1(c)(1))	1	0
Unknown	Dangerous Possession Of Firearm (35-47-10-5A)	1	0
Unknown	Disorderly Conduct (35-45-1-3)	1	1
Unknown	Domestic Battery (35-42-2-1.3(a)(1))	4	1
Unknown	Domestic Battery By Means Of A Deadly Weapon (35-42-2-1.3(a)(1))	1	0
Unknown	Domestic Battery Resulting In Moderate Bodily Injury (35-42-2-1.3(a)(1))	2	0
Unknown	Escape-Def Violates Home Detention Or Removes An Electronic Device (35-44.1-3-4(c))	2	0
Unknown	Leaving Scene Of An Acc (9-26-1-1.1)	0	1
Unknown	Mischief (35-43-1-2)	5	2
Unknown	Possession Of Altered Firearm (35-47-2-18(a)(2))	1	0
Unknown	Possession Of Cocaine Or Narcotic Drug (35-48-4-6)	1	0
Unknown	Theft Of A Firearm (35-43-4-2(a))	1	0
Unknown	Theft, Receiving Stolen Property (35-43-4-2)	0	1
Unknown	Theft, Receiving Stolen Property (35-43-4-2)	2	1
Unknown	Theft-Use When Property Stolen Is A Firearm (35-43-4-2(a))	1	0

Unknown	Unlawful Carrying Of A Handgun (35-47-2-1.5)	2	0
Total	-	66	25

## Number of Juvenile Offenders by Most Serious Offense Committed to the Indiana Department of Correction

Table 35: Number of Juvenile Offenders by Most Serious Offense Committed to the Indiana Department of Correction

Offense Level	Primary Offense	Male	Female
Severity I	Battery (35-42-2-1)	2	2
Severity I	Child Molesting (35-42-4-3)	1	0
Severity I	Criminal Recklessness (35-42-2-2)	1	0
Severity I	Dangerous Possession Of Firearm (35-47-10-5A)	3	0
Severity I	Pointing A Firearm (35-47-4-3)	1	0
Severity I	Resisting Law Enforcement (35-44.1-3-1)	3	4
Severity I	Robbery (Armed Or Bodily Injury) (35-42-5-1)	1	0
Severity II	Escape (35-44.1-3-4)	1	0
Severity II	Intimidation (35-45-2-1)	1	0
Severity III	Burglary (35-43-2-1)	1	0
Severity III	False Reporting (35-44.1-2-3)	1	0
Severity III	Residential Entry (35-43-2-1.5)	1	0
Severity IV	Illegal Consumption Of Alcohol Under 21 (7.1-5-7-7)	1	0
Severity IV	Possession Of Marijuana (35-48-4-11)	1	0
Severity IV	Probation Violation (002)	1	0
Severity IV	Runaway (31-6-4-1.3)	3	0
Unknown	Domestic Battery (35-42-2-1.3(a)(1))	1	0
Unknown	Domestic Battery By Means Of A Deadly Weapon (35-42-2-1.3(a)(1))	1	0
Unknown	Mischief (35-43-1-2)	1	1
Unknown	Possession Of Altered Firearm (35-47-2-18(a)(2))	1	0
Unknown	NA	8	1
Total	-	35	8



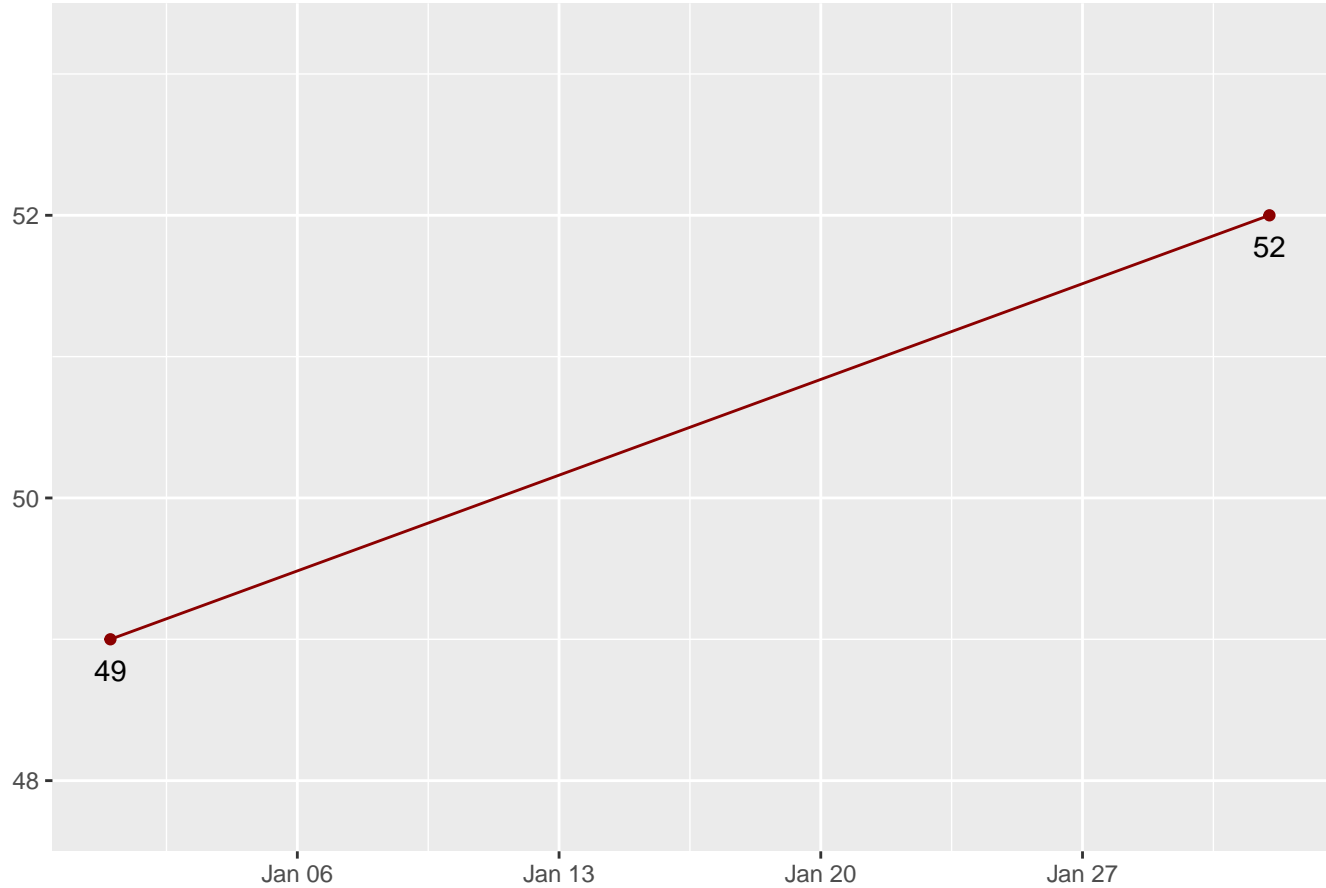
## Juvenile Female New Commitments

Table 36: Juvenile Female New Commitments

Date	GENDER	COUNT
2022-03-01	Female	3
2022-04-01	Female	3
2022-05-01	Female	7
2022-06-01	Female	3
2022-07-01	Female	1
2022-08-01	Female	4
2022-09-01	Female	4
2022-10-01	Female	4
2022-11-01	Female	3
2022-12-01	Female	7
2023-01-01	Female	1
2023-02-01	Female	6
2023-03-01	Female	7
2023-04-01	Female	11
2023-05-01	Female	7
2023-06-01	Female	10
2023-07-01	Female	5
2023-08-01	Female	2
2023-09-01	Female	1
2023-10-01	Female	3
2023-11-01	Female	8
2023-12-01	Female	4
2024-01-01	Female	1
2024-02-01	Female	4
2024-03-01	Female	8
2024-04-01	Female	7
2024-05-01	Female	5
2024-06-01	Female	7
2024-07-01	Female	4
2024-08-01	Female	7
2024-09-01	Female	5
2024-10-01	Female	8
2024-11-01	Female	5
2024-12-01	Female	5
2025-01-01	Female	6
2025-02-01	Female	8

Average Daily Juvenile Female Offender Population

Graph 6: Average Daily Juvenile Female Offender Population



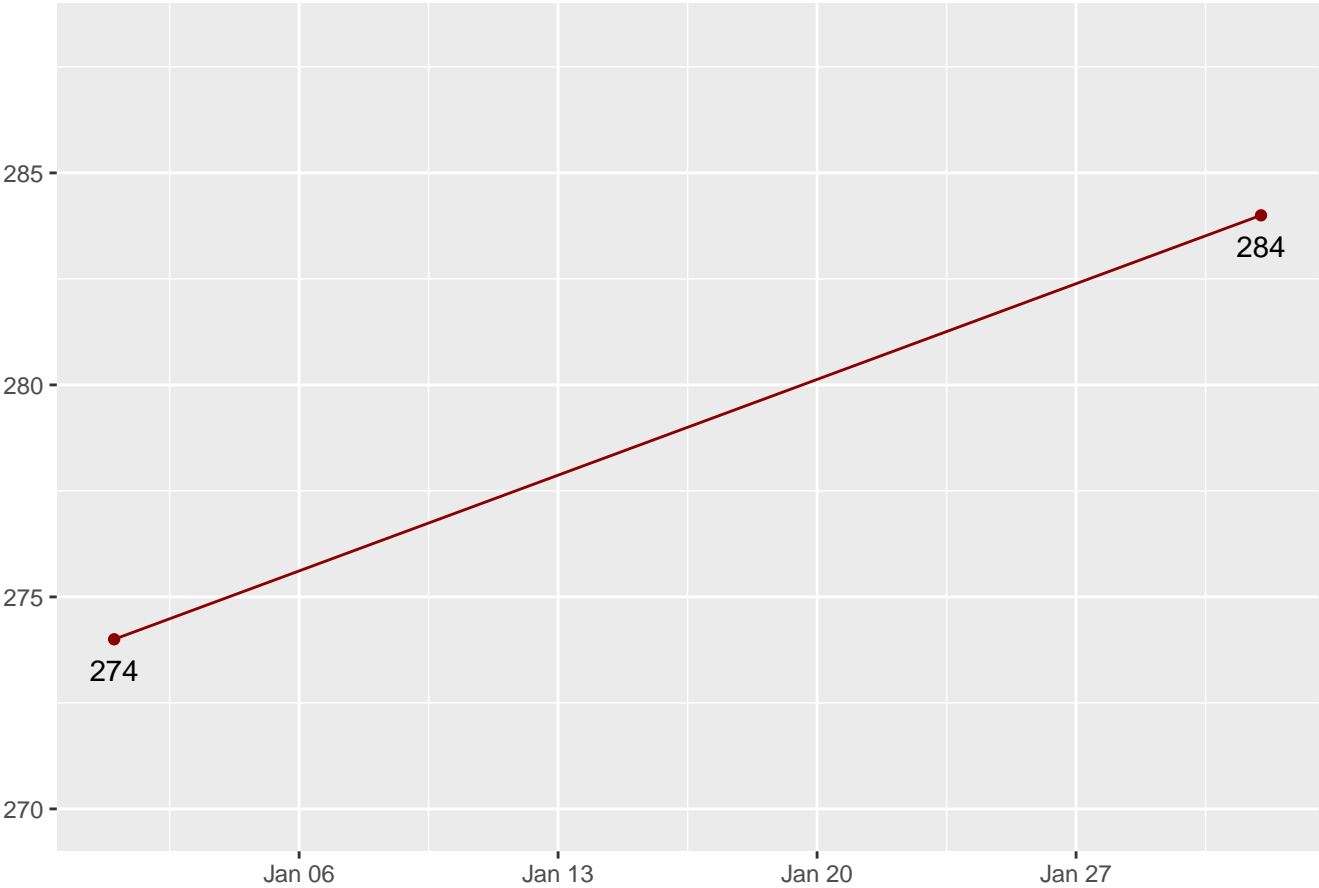
## Juvenile Male New Commitments

Table 37: Juvenile Male New Commitments

Date	GENDER	COUNT
2022-03-01	Male	34
2022-04-01	Male	25
2022-05-01	Male	23
2022-06-01	Male	34
2022-07-01	Male	24
2022-08-01	Male	24
2022-09-01	Male	26
2022-10-01	Male	22
2022-11-01	Male	26
2022-12-01	Male	24
2023-01-01	Male	25
2023-02-01	Male	26
2023-03-01	Male	35
2023-04-01	Male	42
2023-05-01	Male	30
2023-06-01	Male	27
2023-07-01	Male	19
2023-08-01	Male	25
2023-09-01	Male	26
2023-10-01	Male	18
2023-11-01	Male	29
2023-12-01	Male	26
2024-01-01	Male	25
2024-02-01	Male	21
2024-03-01	Male	34
2024-04-01	Male	27
2024-05-01	Male	24
2024-06-01	Male	31
2024-07-01	Male	29
2024-08-01	Male	23
2024-09-01	Male	20
2024-10-01	Male	18
2024-11-01	Male	25
2024-12-01	Male	24
2025-01-01	Male	17
2025-02-01	Male	35

Average Daily Juvenile Male Offender Population for 2025

Graph 7: Average Daily Juvenile Male Offender Population



## Juvenile Parole Caseload for January 2025

Table 38: Juvenile Male Parole District Caseload

Parole District	Parolee Count	Other Jurisdiction	Interstate Compact
PD1	2	0	0
PD2	16	0	0
PD3	6	0	0
PD4	2	2	0
PD5	1	1	0
PD6	1	0	0
PD7	3	0	0
PD8	3	0	0
PD9	1	2	0
PD10	3	0	0
PD Totals	38	5	0

Table 39: Juvenile Female Parole District Caseload

Parole District	Parolee Count	Other Jurisdiction	Interstate Compact
PD8	0	1	0
PD9	1	1	0
PD Totals	1	2	0

Table 40: Juvenile Parole Caseload

Date	Male Parolee	Female Parolee	Other Jurisdiction Male	Interstate Male	Other Jurisdiction Female	Interstate Female
2024-03-01	35	4	2	0	1	0
2024-04-01	39	4	2	0	1	0
2024-05-01	39	4	2	0	1	0
2024-06-01	29	2	4	0	0	0
2024-07-01	26	1	2	0	0	0
2024-08-01	31	3	2	0	0	0
2024-09-01	29	2	2	0	0	0
2024-10-01	36	1	1	0	0	0
2024-11-01	37	3	1	0	0	0
2024-12-01	41	3	3	0	1	0
2025-01-01	41	3	4	0	2	0
2025-02-01	38	1	5	0	2	0

**Indiana Department of Correction  
Indiana Government Center South, Room E334  
302 W. Washington Street  
Indianapolis, IN 46204**

**Prepared by:  
Philip Kranyak  
Operations Analyst  
pkranyak@idoc.in.gov**

**This report and previous reports may be found at:**

**<http://www.in.gov/idoc/2376.htm>**





The Indiana Department of Correction advances public safety and successful re-entry through dynamic supervision, programming, and partnerships.