


# Indiana Department of Correction

## Division of Data Science and Analytics



## Offender Population Statistical Report

- February 2025 -

Lloyd Arnold, Commissioner

**Indiana Department of Correction  
Indiana Government Center South, Room E334  
302 W. Washington Street  
Indianapolis, IN 46204**

**Prepared by:  
Philip Kranyak  
Operations Analyst  
pkranyak@idoc.in.gov**

**This report and previous reports may be found at:**

**<http://www.in.gov/idoc/2376.htm>**



## Contents

<b>Definitions</b>	<b>1</b>
<b>Population Summary</b>	<b>3</b>
<b>Human Resource Report</b>	<b>4</b>
<b>Offender Statistics for February 2025</b>	<b>7</b>
Current Facility Offender Population . . . . .	7
Monthly Facility Population . . . . .	9
Monthly Adult Parole Caseload . . . . .	10
<b>Adult Offender Statistics</b>	<b>13</b>
Monthly Admissions and Releases for February 2025 . . . . .	13
Admissions by County of Commit for February 2025 . . . . .	14
Release Type by County of Commit for February 2025 . . . . .	16
County Jails by County . . . . .	20
Community Transition Programs Average Daily Populations . . . . .	22
Community Transition Program Release Information . . . . .	23
Total Number of Felony Offenses Committed to the Indiana Department of Correction . . . . .	24
Number of New Admissions by Most Serious Offense Committed to the Indiana Department of Correction . . . . .	31
Population by Most Serious Offense . . . . .	38
Average Daily Adult Female Offender Population in 2025 . . . . .	39
Adult Females Held in County Jails in 2025 . . . . .	40
Average Daily Adult Male Offender Population 2025 . . . . .	41
Adult Males Held in County Jails . . . . .	42
<b>Juvenile Statistics for February 2025</b>	<b>44</b>
Juvenile Admissions and Releases . . . . .	44
Juvenile Admissions and Releases by County . . . . .	44
Total Number of Committing Offenses for Juveniles Committed to the Indiana Department of Correction . . . . .	46
Number of Juvenile Offenders by Most Serious Offense Committed to the Indiana Department of Correction . . . . .	48
Juvenile Female New Commitments . . . . .	49
Average Daily Juvenile Female Offender Population . . . . .	50
Juvenile Male New Commitments . . . . .	51
Average Daily Juvenile Male Offender Population for 2025 . . . . .	52
Juvenile Parole Caseload for February 2025 . . . . .	53

# Definitions

## Definitions

**For this report, the following definitions apply:**

**Admission** – The means by which an offender enters the custody or jurisdiction of the Indiana Department of Correction. For this report, except for the return of an escapee, this does not include a return from a temporary absence.

**Average Daily Population** – The sum of the daily beginning counts for a month, divided by that month's number of daily beginning counts.

**Beginning Count** – The number of offenders physically present at the beginning of the day (ie, 0000:01 hours).

**Class A Felony** – An offense whereby a person convicted of this felony shall be imprisoned for a fixed term of thirty years, with not more than twenty years added for aggravating circumstances, or not more than ten years subtracted for mitigating circumstances.

**Class B Felony** – An offense whereby a person convicted of this felony shall be imprisoned for a fixed term of ten years, with not more than ten years added for aggravating circumstances, or not more than four years subtracted for mitigating circumstances.

**Class C Felony** – An offense whereby a person convicted of this felony shall be imprisoned for a fixed term of four years, with not more than four years added for aggravating circumstances, or not more than two years subtracted for mitigating circumstances.

**Class D Felony** – An offense whereby a person convicted of this felony shall be imprisoned for a fixed term of one and one-half years, with not more than one and one-half years added for aggravating circumstances, or not more than one year subtracted for mitigating circumstances.

**Class 1 Felony** – An offense whereby a person convicted of this felony shall be imprisoned with a sentence range of 20-40 years, with not more than twenty years added as a habitual offender enhancement.

**Class 2 Felony** – An offense whereby a person convicted of this felony shall be imprisoned with a sentence range of 10-30 years, with not more than twenty years added as a habitual offender enhancement.

**Class 3 Felony** – An offense whereby a person convicted of this felony shall be imprisoned with a sentence range of 3-16 years, with not more than twenty years added as a habitual offender enhancement.

**Class 4 Felony** – An offense whereby a person convicted of this felony shall be imprisoned with a sentence range of 2-12 years, with not more than twenty years added as a habitual offender enhancement.

**Class 5 Felony** – An offense whereby a person convicted of this felony shall be imprisoned with a sentence range of 1-6 years, with not more than six years added as a habitual offender enhancement.

**Class 6 Felony** – An offense whereby a person convicted of this felony shall be imprisoned with a sentence range of 0.5-2.5 years, with not more than six years added as a habitual offender enhancement.

**Contracted Beds** - Those offenders who have been committed to the Indiana Department of Correction but are housed in a local work release facility under contract of a 3rd party provider.

**County Jail “Back-ups” (Jail Bed Count)** – Those offenders who have been committed to the Indiana Department of Correction but are housed in a county jail until they can be transferred to a Department of Correction intake facility. The county receives \$35.00 per day, per offender, to house these offenders.

**Ending Count** – The number of offenders physically present at the end of the day (i.e., 2400:00 hours).

**Felon** – A person convicted in any jurisdiction who might have been imprisoned for more than one year.

**Murder** - An offense whereby a person convicted of this felony shall be imprisoned for a fixed term of fifty-five years, with not more than ten years added for aggravating circumstances, or not more than ten years subtracted for mitigating circumstances.

**Operational Capacity** – The total bed capacity of the facility. The capacity of a facility is the number of beds authorized for safe and efficient operation of the facility.

**Pre-Dispositional** – An individual ordered by the Court to the Indiana Department of Correction for evaluation prior to sentencing.

**Release** – The means by which an offender leaves the custody or jurisdiction of the Indiana Department of Correction. For this report, except for an escape, this does not include a temporary absence.

**Safekeeper** – An individual whom the Court has determined to be in imminent danger of serious bodily injury or death, or who represents a substantial threat to the safety of others, and whom the Court has ordered to the Indiana Department of Correction for custody and security control.

**Maximum Level Facilities** – Maximum security facilities have very restrictive security measures and housing is celled space.

**Medium Level Facilities** – Medium security facilities have moderate degree of security measures and housing consists of dormitories and celled space.

**Minimum Level Facilities** – Minimum Security Facilities have the least restrictive security measures and housing is dormitory style. Also included as minimum security are work release program offenders who leave the facility for outside employment but return nightly.

**Intake Facilities** – Intake facilities are designated to receive newly committed adult offenders. During the intake process each

offender is evaluated through interviews, reports and diagnostic tests. This evaluation forms the basis of the offenders' facility and program assignment.

**Secure Housing Units** – Denotes maximum control with the most restrictive security measures in place.

**Vacancy** – The number of beds available for assignment.

**Juvenile Diagnostic/Walkthrough** – A Juvenile court can order a youth to the Department of Correction to be temporarily committed for not more than 14 days (excluding Saturdays, Sundays, and Legal holidays) for the purpose of an evaluation. The youth must be adjudicated delinquent, and the order must be prior to disposition. The department will send a report to the court of the written findings.

# Population Summary

## Summary for February 2025

There were 23,407 adult male offenders (including 980 county jail “back-ups” and 15 in contracted beds) on March 01, 2025. This population is 12% below the operational bed capacity.

There were 2,643 adult female offenders (including 140 county jail “back-ups” and 0 in contracted beds) on March 01, 2025. This population is 15% below the operational bed capacity.

There were 287 juvenile male offenders in the Department’s facilities on March 01, 2025. This population is 51% below the operational bed capacity.

There were 54 juvenile female offenders in the Department’s facilities on March 01, 2025. This population is 13% below the operational bed capacity.

There were 7,017 adult males on parole in Indiana ( 6,727 Indiana parolees, 223 In-State, and 67 Out-State other jurisdiction parolees) on March 01, 2025.

There were 750 adult females on parole in Indiana ( 716 Indiana parolees, 31 In-State, and 3 Out-State other jurisdiction parolees) on March 01, 2025.

\*\* There were 350 adults of unrecorded sex on parole in Indiana on March 01, 2025.

There were 610 adults admitted to IDOC ( 444 males, 151 females, and 15 adults of unrecorded sex) and 1,206 adults released from IDOC ( 1,028 males and 178 females) in March 2025.

There were 36 juveniles admitted to IDOC ( 30 males, 6 females, and 0 juveniles of unrecorded sex) and 42 juveniles released from IDOC ( 37 males and 5 females) in March 2025.

# Human Resource Report

Report date February 2025

Table 1: IDOC Human Resource Report

Facility	Total Staff	Custody	Non-Custody	Vacancies
Branchville Correctional Facility	248.0	167.0	81	26.0
Central Office	680.0	13.0	667	60.0
Chain O'Lakes Correctional Facility	30.0	22.0	8	4.0
Correctional Industrial Facility	313.0	239.0	74	55.0
Edinburgh Correctional Facility	73.0	55.0	18	2.0
Heritage Trails Correctional Facility (DOC Staff)	45.0	15.0	30	23.0
Indiana State Prison	472.0	372.0	100	96.0
Indiana Women's Prison	183.0	130.0	53	10.0
LaPorte Juvenile Correctional	56.0	42.0	14	8.0
Logansport Juvenile Correctional	167.0	112.0	55	20.0
Madison Correctional Facility	202.0	143.0	59	13.0
Miami Correctional Facility	427.0	311.0	116	157.0
New Castle Correctional Facility	168.5	92.5	76	107.5
Pendleton Correctional Facility	456.0	338.0	118	64.0
Pendleton Juvenile Correctional	246.0	172.0	74	45.0
Plainfield Correctional Facility	353.0	266.0	87	42.0
Putnamville Correctional Facility	367.0	255.0	112	155.0
Reception-Diagnostic Center	221.0	165.0	56	19.0
Rockville Correctional Facility	222.0	157.0	65	45.0
South Bend Comm. Re-Entry Center	42.0	28.0	14	1.0
Wabash Valley Correctional Facility	584.0	451.0	133	62.0
Westville Correctional Facility	603.0	449.0	154	163.0
Totals	6158.5	3994.5	2164	1177.5

Table 2: Contractor Human Resource Report

Facility	Aramark	Health	Education
Branchville Correctional Facility	7	29	2
Central Office	0	51	2
Chain O'Lakes Correctional Facility	6	1	0
Correctional Industrial Facility	13	30	2
Edinburgh Correctional Facility	6	6	1
Heritage Trails Correctional Facility	0	12	2
Indiana State Prison	17	54	2
Indiana Women's Prison	8	32	3
LaPorte Juvenile Correctional	4	9	4
Logansport Juvenile Correctional	7	14	12
Madison Correctional Facility	9	28	2
Miami Correctional Facility	20	61	5
New Castle Correctional Facility	24	74	7
Pendleton Correctional Facility	15	58	1
Pendleton Juvenile Correctional	5	19	22
Plainfield Correctional Facility	20	56	3

Putnamville Correctional Facility	14	51	5
Reception-Diagnostic Center	0	37	0
Rockville Correctional Facility	13	45	3
South Bend Comm. Re-Entry Center	6	3	0
Wabash Valley Correctional Facility	24	68	3
Westville Correctional Facility	18	69	5

---

*Note:*

Aramark numbers accurate as of June 2023. Health numbers accurate as of May 2024.





# Offender Statistics



# Offender Statistics for February 2025

## Current Facility Offender Population

Table 3: Male Minimum Security Level Counts

Facility	Assigned Beds	Available Beds	Held Beds	Down Beds	Total Beds	Capacity Usage
Chain Olakes Correctional Facility	116	24	0	0	140	82.86%
Edinburgh Correctional Facility	290	52	2	0	344	84.3%
Sub-Total	406	76	2	0	484	83.88%

Table 4: Male Medium Security Level Counts

Facility	Assigned Beds	Available Beds	Held Beds	Down Beds	Total Beds	Capacity Usage
Branchville Correctional Facility	1511	19	3	0	1533	98.56%
Correctional Industrial Facility	1371	94	6	4	1475	92.95%
Heritage Trail Correctional Facility	883	42	13	25	963	91.69%
Miami Corr. Level 4 Facility	1839	24	10	1315	3188	57.69%
New Castle Correctional Facility	3069	124	23	33	3249	94.46%
Plainfield Correctional Facility	1633	-14	3	69	1691	96.57%
Putnamville Correctional Facility	2048	15	19	129	2211	92.63%
Westville Correctional Facility	2764	171	24	55	3014	91.71%
Sub-Total	15118	475	101	1630	17324	87.27%

Table 5: Male Maximum Security Level Counts

Facility	Assigned Beds	Available Beds	Held Beds	Down Beds	Total Beds	Capacity Usage
Indiana State Prison	2414	41	5	26	2486	97.1%
Pendleton Correctional Facility	1544	103	6	368	2021	76.4%
Reception Diagnostic Center	755	-60	0	0	695	108.63%
Wabash Valley Correctional Institution	2034	164	18	0	2216	91.79%
Sub-Total	6747	248	29	394	7418	90.95%

Table 6: Male Work Release Counts

Facility	Assigned Beds	Available Beds	Held Beds	Down Beds	Total Beds	Capacity Usage
Bartholomew County Re-Entry Center	1	-1	0	0	0	Inf%
Lake County Re-Entry Center	2	8	0	0	10	20%
South Bend Community Re-Entry Center	153	48	0	0	201	76.12%
Sub-Total	156	55	0	0	211	73.93%

Table 7: Female Minimum Security Level Counts

Facility	Assigned Beds	Available Beds	Held Beds	Down Beds	Total Beds	Capacity Usage
Madison Correctional Facility	733	112	3	0	848	86.44%
Sub-Total	733	112	3	0	848	86.44%

Table 8: Female Medium Security Level Counts

Facility	Assigned Beds	Available Beds	Held Beds	Down Beds	Total Beds	Capacity Usage
Rockville Correctional Facility	1021	229	3	0	1253	81.48%
Sub-Total	1021	229	3	0	1253	81.48%

Table 9: Female Maximum Security Level Counts

Facility	Assigned Beds	Available Beds	Held Beds	Down Beds	Total Beds	Capacity Usage
Indiana Womens Prison	653	72	2	0	727	89.82%
Sub-Total	653	72	2	0	727	89.82%

Table 10: Female Work Release Level Counts

Facility	Assigned Beds	Available Beds	Held Beds	Down Beds	Total Beds	Capacity Usage
Madison - Jefferson Co WR	96	6	0	0	102	94.12%
Sub-Total	96	6	0	0	102	94.12%

Table 11: Male Juvenile Counts

Facility	Assigned Beds	Available Beds	Held Beds	Down Beds	Total Beds	Capacity Usage
Logansport Juvenile Correctional Facility	121	76	1	0	198	61.11%
Pendleton Juvenile Correctional Facility	166	224	1	0	391	42.46%
Sub-Total	287	300	2	0	589	48.73%

Table 12: Female Juvenile Counts

Facility	Assigned Beds	Available Beds	Held Beds	Down Beds	Total Beds	Capacity Usage
Laporte Juvenile Correctional Facility	54	8	0	0	62	87.1%
Sub-Total	54	8	0	0	62	87.1%

Table 13: Jail Count Totals

Facility	Male	Female
Jail Counts	490	70

Table 14: Grand Total for Males

Facility	Assigned Beds	Available Beds	Held Beds	Down Beds	Total Beds	Capacity Usage
Sub-Total	22427	854	132	2024	25437	88.17%

Table 15: Grand Total for Females

Facility	Assigned Beds	Available Beds	Held Beds	Down Beds	Total Beds	Capacity Usage
Sub-Total	2503	419	8	0	2930	85.43%

Table 16: Grand Totals for All Adult Facilities

Male Total	Female Total	Total Offenders
22917	2573	25490

## Monthly Facility Population

Table 17: Facility Population for each Month

Date	Adult Male	Adult Female	Juvenile Male	Juvenile Female	Total
2023-02-01	20756	2140	299	43	23238
2023-03-01	20752	2145	297	45	23239
2023-04-01	20848	2082	311	50	23291
2023-05-01	20778	2061	303	48	23190
2023-06-01	19669	1944	302	47	21962
2023-07-01	19740	1974	281	51	22046
2023-08-01	19716	2003	293	51	22063
2023-09-01	19825	2035	302	53	22215
2023-10-01	20195	2094	322	55	22666
2024-01-01	20701	2136	295	45	23177
2024-02-01	20959	2219	293	46	23517
2024-03-01	21225	2281	298	46	23850
2024-04-01	21193	2323	300	44	23860
2024-05-01	21376	2310	290	47	24023
2024-06-01	21568	2340	305	44	24257
2024-07-01	21729	2337	304	51	24421
2024-08-01	21716	2333	307	52	24408
2024-09-01	21571	2356	292	52	24271
2024-10-01	21629	2390	288	54	24361
2024-11-01	21746	2429	298	49	24522
2024-12-01	21653	2402	266	53	24374
2025-01-01	22034	2485	274	49	24842
2025-02-01	22237	2479	284	52	25052
2025-03-01	22427	2503	287	54	25271

## Monthly Adult Parole Caseload

Adult Parole Caseload in February 2025

Table 18: Adult Male Parole District Caseload

Parole District	Parolee Count	Other Jurisdiction	Interstate Compact
PD0	277	8	65
PD1	375	32	1
PD2	874	45	0
PD3	1149	100	0
PD4	589	38	1
PD5	398	37	0
PD6	451	100	0
PD7	853	55	0
PD8	835	65	0
PD9	408	55	0
PD10	523	25	0
Unknown	7	1	0
PD Totals	6739	561	67

Table 19: Adult Female Parole District Caseload

Parole District	Parolee Count	Other Jurisdiction	Interstate Compact
PD0	34	0	3
PD1	48	1	0
PD2	87	1	0
PD3	96	7	0
PD4	62	4	0
PD5	62	4	0
PD6	29	4	0
PD7	94	2	0
PD8	65	1	0
PD9	85	5	0
PD10	54	2	0
PD Totals	716	31	3

Table 20: Parole District Population History for each Month

Date	Male Parolee	Female Parolee	Other Jurisdiction Male	Interstate Male	Other Jurisdiction Female	Interstate Female
2024-04-01	8846	858	462	164	53	15
2024-05-01	8845	858	457	164	51	15
2024-06-01	9028	923	436	161	50	15
2024-07-01	9325	956	425	150	49	17
2024-08-01	9454	1022	409	147	47	17
2024-09-01	9725	1053	409	148	45	17
2024-10-01	9919	1068	392	151	43	16
2024-11-01	10172	1131	380	149	39	17
2024-12-01	10508	1142	372	144	38	16
2025-01-01	6659	708	567	75	32	5
2025-02-01	6688	712	566	72	31	4

2025-03-01	6739	716	561	67	31	3
------------	------	-----	-----	----	----	---

---



# Adult Offender Statistics



## Adult Offender Statistics

### Monthly Admissions and Releases for February 2025

Table 21: Admissions For Month

Admission Reason	Male	Female	Total
New Commitments	161	75	236
Parole Violator - New Commit	6	0	6
Parole Violator - Technical	61	13	74
Return from Esc - Non-Secure Facility	62	9	71
Return from Esc - Secure Facility	1	0	1
Court Supervision Violators - New Commit	60	11	71
Court Supervision Violators - Technical	63	39	102
Return from CTP - Technical	2	0	2
Other	43	4	47
Total Admissions	459	151	610

*Note:*

"Other" includes alternatively sentenced youth, parole sanctions, and pending parole hearings.

Table 22: Releases For Month

Release Reason	Male	Female	Total
Parole	550	75	625
Probation	199	52	251
Discharged	151	35	186
CTP	78	13	91
Community Corrections	38	3	41
Other	12	0	12
Total Releases	1028	178	1206



# Admissions by County of Commit for February 2025

Table 23: Admissions by County of Commit

County	F1	F2	F3	F4	F5	F6	FA	FB	FC	FD	M	NA	Total
Adams	0	0	0	0	0	1	1	0	0	0	0	0	2
Allen	2	0	4	6	21	40	1	1	0	0	0	0	75
Bartholomew	0	0	4	0	1	4	0	0	0	0	0	0	9
Blackford	0	0	0	0	0	2	0	0	0	0	0	0	2
Boone	0	0	0	0	0	2	0	0	0	0	0	0	2
Brown	0	0	0	2	1	0	0	0	0	0	0	0	3
Carroll	0	0	0	0	1	2	0	0	0	0	0	0	3
Cass	1	0	0	0	1	0	0	0	0	0	0	0	2
Clark	0	0	0	1	0	0	0	0	2	0	1	0	4
Clay	0	1	2	0	0	0	0	0	0	0	0	0	3
Daviess	0	0	0	0	1	0	0	0	0	0	0	0	1
Dearborn	0	0	0	1	2	9	0	0	0	0	0	0	12
Decatur	0	0	0	0	2	2	0	0	0	0	0	0	4
Dekalb	0	0	1	1	2	3	0	0	0	0	0	0	7
Delaware	0	1	1	1	2	0	0	0	0	0	1	0	6
Dubois	0	0	0	0	1	0	0	0	0	0	0	0	1
Elkhart	0	1	1	0	3	5	1	2	0	0	1	0	14
Floyd	0	1	0	0	0	0	0	1	0	0	0	0	2
Franklin	0	0	0	0	1	0	0	0	0	0	0	0	1
Grant	0	0	0	0	2	1	0	0	0	0	0	0	3
Greene	0	0	1	0	0	0	0	0	0	0	0	0	1
Hamilton	0	0	0	0	1	2	0	0	0	0	0	0	3
Hancock	0	0	0	0	1	0	0	0	0	0	0	0	1
Harrison	0	1	0	2	0	0	0	0	0	0	0	0	3
Hendricks	0	0	0	1	0	0	0	0	0	0	0	0	1
Henry	0	0	0	0	1	1	0	1	0	0	0	0	3
Howard	0	0	2	0	5	8	0	0	0	0	0	0	15
Huntington	0	0	0	0	0	4	0	1	0	0	0	0	5
Jackson	0	0	0	1	3	0	0	0	0	0	0	0	4
Jasper	0	0	0	0	0	1	0	0	0	0	0	0	1
Jay	0	0	0	0	2	0	0	0	0	0	0	0	2
Jefferson	0	0	1	1	1	6	0	0	0	0	0	0	9
Johnson	0	2	0	3	7	6	0	0	0	0	0	0	18
Knox	0	0	0	0	1	0	0	0	0	0	0	0	1
Kosciusko	0	0	0	0	1	0	0	0	0	0	0	0	1
LaGrange	0	0	0	1	0	0	0	0	0	0	0	0	1
LaPorte	0	0	1	1	0	1	0	0	0	0	0	0	3
Lake	0	0	0	2	2	1	0	0	0	0	1	0	6
Lawrence	0	0	1	1	3	6	0	0	0	0	0	0	11
Madison	0	0	1	1	6	6	0	1	1	0	0	0	16
Marion	0	14	24	36	51	6	1	8	1	0	2	0	143
Marshall	0	0	1	0	0	1	0	0	0	0	0	0	2
Miami	0	0	0	0	0	1	0	1	0	0	0	0	2
Monroe	0	0	0	4	1	2	1	1	0	0	0	0	9
Montgomery	0	0	0	0	1	2	0	0	0	0	0	0	3

Morgan	0	0	1	0	2	0	0	0	0	0	0	0	3
Newton	0	0	0	0	0	1	0	0	0	0	0	0	1
Noble	0	0	0	0	2	8	0	0	0	0	0	0	10
Ohio	0	0	0	0	1	0	0	0	0	0	0	0	1
Orange	0	0	1	0	1	0	0	0	0	0	0	0	2
Parke	0	0	0	2	0	2	0	0	0	0	0	0	4
Perry	0	0	0	0	1	1	0	1	0	0	0	0	3
Pike	0	0	1	0	0	0	0	0	0	0	0	0	1
Porter	0	0	1	1	2	0	0	0	0	0	0	0	4
Posey	0	0	0	0	1	3	0	0	0	0	0	0	4
Pulaski	0	0	0	0	1	0	0	0	0	0	0	0	1
Putnam	0	0	1	0	0	0	0	0	0	0	0	0	1
Randolph	0	0	0	0	1	0	0	0	0	0	0	0	1
Ripley	0	0	0	0	0	1	0	0	0	0	0	0	1
Rush	0	0	0	1	0	1	0	0	0	0	0	0	2
Saint Joseph	0	1	3	0	3	2	0	0	0	0	0	0	9
Scott	0	0	0	3	3	2	0	0	0	0	0	0	8
Shelby	0	0	0	1	0	2	0	1	0	0	0	0	4
Spencer	0	0	0	0	0	1	0	0	0	0	0	0	1
Starke	0	0	0	0	1	0	0	0	0	0	0	0	1
Steuben	0	0	0	2	0	0	0	0	0	0	0	0	2
Sullivan	0	0	0	0	0	3	0	0	0	0	0	0	3
Switzerland	0	0	0	1	1	1	0	0	0	0	0	0	3
Tippecanoe	0	0	2	0	4	3	0	0	0	0	1	0	10
Union	0	0	0	0	0	1	0	0	0	0	0	0	1
Vanderburgh	1	2	1	8	16	31	0	0	0	0	2	0	61
Vermillion	0	0	1	0	1	0	0	0	0	0	0	0	2
Vigo	0	0	1	0	3	1	0	0	0	0	0	0	5
Wabash	0	0	1	0	1	1	0	0	0	0	0	0	3
Warrick	0	0	0	1	1	1	0	0	0	0	0	0	3
Washington	0	0	0	0	0	4	0	0	0	0	0	0	4
Wayne	0	0	1	1	0	1	0	3	0	0	0	0	6
Wells	0	0	0	0	3	2	0	0	0	0	0	0	5
Whitley	0	1	0	0	1	0	0	0	0	0	0	0	2
Unknown	0	0	0	0	0	0	0	0	0	0	0	18	18
Total	4	25	60	87	178	198	5	22	4	0	9	18	610

**Release Type by County of Commit for February 2025**

Table 24: Release Type by County of Commit

County	Parole	Probation	Discharged	CTP	Community Corrections	Other	Total
Adams	3	1	0	1	0	0	5
Allen	60	26	30	10	6	1	133
Bartholomew	8	1	5	2	2	0	18
Blackford	1	3	1	0	0	0	5
Boone	4	1	0	1	0	0	6
Brown	0	3	0	0	0	0	3
Carroll	1	1	0	0	0	0	2
Cass	0	1	0	4	1	0	6
Clark	1	1	0	0	0	0	2
Clay	0	1	0	0	0	0	1
Clinton	6	1	0	3	0	0	10
Crawford	1	0	0	0	0	0	1
Daviess	0	2	0	0	0	0	2
Dearborn	11	7	0	0	1	0	19
Decatur	9	1	1	1	0	0	12
Dekalb	4	3	3	1	0	0	11
Delaware	4	2	0	0	0	0	6
Dubois	2	1	0	0	0	0	3
Elkhart	35	11	7	9	2	0	64
Fayette	7	1	3	5	0	0	16
Floyd	4	4	0	0	0	0	8
Fountain	1	1	0	0	0	0	2
Franklin	1	1	0	0	0	0	2
Fulton	2	0	1	0	0	0	3
Gibson	9	1	3	0	1	0	14
Grant	7	6	0	0	0	0	13
Greene	0	1	0	1	1	0	3
Hamilton	8	7	0	1	1	0	17
Hancock	4	1	0	0	2	0	7
Harrison	0	1	0	0	0	0	1
Hendricks	6	4	2	0	0	0	12
Henry	4	1	1	0	0	0	6
Howard	7	3	6	2	0	0	18
Huntington	5	3	4	0	0	0	12
Jackson	5	0	0	2	2	0	9

Jasper	1	0	0	0	0	0	1
Jay	4	1	1	0	0	0	6
Jefferson	14	1	5	2	0	0	22
Jennings	0	0	1	1	0	0	2
Johnson	15	3	6	0	1	0	25
Knox	10	2	0	1	0	0	13
Kosciusko	4	1	2	0	0	0	7
LaGrange	0	3	0	1	0	1	5
LaPorte	4	4	1	0	0	0	9
Lake	12	4	4	5	0	2	27
Lawrence	10	0	0	0	0	0	10
Madison	37	6	2	1	3	0	49
Marion	96	37	48	5	11	1	198
Marshall	4	1	0	1	0	1	7
Martin	1	0	0	0	0	0	1
Miami	2	2	1	0	0	0	5
Monroe	7	3	1	1	0	0	12
Montgomery	9	1	0	0	0	0	10
Morgan	1	1	3	3	0	0	8
Newton	3	0	0	0	0	0	3
Noble	6	7	7	0	0	0	20
Ohio	1	0	0	0	2	0	3
Orange	1	2	2	0	0	0	5
Owen	3	1	0	0	0	0	4
Parke	1	2	1	0	0	0	4
Perry	3	1	0	0	0	0	4
Pike	3	0	0	0	0	0	3
Porter	3	2	0	0	0	0	5
Posey	4	1	1	0	0	0	6
Pulaski	3	0	0	0	0	0	3
Putnam	0	1	0	0	0	0	1
Randolph	2	2	0	0	0	0	4
Ripley	3	4	0	0	0	0	7
Rush	6	0	4	0	0	0	10
Saint Joseph	14	4	1	4	0	0	23
Scott	0	6	0	3	0	1	10
Shelby	4	2	3	0	0	0	9
Spencer	2	1	0	0	0	0	3
Starke	0	0	0	2	0	0	2
Steuben	1	2	0	0	0	0	3

Sullivan	6	3	0	0	0	0	9
Switzerland	0	0	2	0	0	0	2
Tippecanoe	4	10	2	8	1	1	26
Tipton	0	0	0	0	0	1	1
Vanderburgh	65	3	9	2	0	1	80
Vermillion	4	2	0	0	0	0	6
Vigo	4	4	0	2	2	0	12
Wabash	8	7	4	3	0	0	22
Warren	0	2	0	0	0	1	3
Washington	4	0	1	0	0	0	5
Wayne	12	5	0	0	0	1	18
Wells	2	2	5	3	2	0	14
White	1	1	0	0	0	0	2
Whitley	1	2	1	0	0	0	4
Unknown	0	0	1	0	0	0	1
Total	625	251	186	91	41	12	1206

## County Jails by County

February 2025

Table 25: Jail Counts by County

County	Male	Female
Adams	1	0
Allen	60	8
Bartholomew	6	0
Benton	0	0
Blackford	1	5
Boone	5	1
Brown	7	0
Carroll	2	0
Cass	3	0
Clark	2	2
Clay	1	1
Clinton	0	1
Crawford	2	0
Daviess	0	0
Dekalb	9	1
Dearborn	13	0
Decatur	2	2
Delaware	9	0
Dubois	0	0
Elkhart	24	1
Fayette	2	1
Floyd	4	0
Fountain	0	1
Franklin	0	0
Fulton	3	0
Gibson	0	0
Grant	4	1
Greene	6	0
Hamilton	1	1
Hancock	1	0
Harrison	1	1
Hendricks	2	1
Henry	2	0
Howard	12	1
Huntington	6	0
Jackson	7	0
Jasper	0	0
Jay	0	0
Jefferson	9	1
Jennings	0	0
Johnson	12	2
Knox	10	1
Kosciusko	5	0
LaPorte	0	0

LaGrange	0	0
Lake	18	0
Lawrence	6	0
Madison	8	8
Marion	64	3
Marshall	2	0
Martin	0	0
Miami	0	0
Monroe	6	1
Montgomery	1	0
Morgan	1	0
Newton	0	0
Noble	20	1
Ohio	0	0
Orange	1	2
Owen	0	1
Parke	1	1
Perry	3	3
Pike	0	0
Porter	3	0
Posey	1	0
Pulaski	1	0
Putnam	1	1
Randolph	1	0
Ripley	1	0
Rush	0	0
Scott	3	0
Shelby	12	2
Spencer	4	0
Saint Joseph	27	1
Starke	1	0
Steuben	1	0
Sullivan	1	3
Switzerland	6	0
Tippecanoe	16	0
Tipton	5	0
Union	0	0
Vanderburgh	22	6
Vermillion	0	0
Vigo	3	0
Wabash	2	1
Warren	1	1
Warrick	0	0
Washington	1	0
Wayne	6	1
Wells	6	1
White	0	0
Whitley	0	0
Jail Counts	490	70



## Community Transition Programs Average Daily Populations

Table 26: Community Transtion Programs Average Daily Populations

Date	Average CTP
2022-04-01	281
2022-05-01	267
2022-06-01	244
2022-07-01	222
2022-08-01	220
2022-09-01	200
2022-10-01	184
2022-11-01	169
2022-12-01	171
2023-01-01	158
2023-02-01	153
2023-03-01	150
2023-04-01	131
2023-05-01	131
2023-06-01	131
2023-07-01	114
2023-08-01	116
2023-09-01	113
2023-10-01	127
2023-11-01	122
2023-12-01	139
2024-01-01	173
2024-02-01	168
2024-03-01	179
2024-04-01	162
2024-05-01	167
2024-06-01	168
2024-07-01	185
2024-08-01	184
2024-09-01	195
2024-10-01	209
2024-11-01	219
2024-12-01	205
2025-01-01	189
2025-02-01	177
2025-03-01	201

## Community Transition Program Release Information

Table 27: Community Transition Program Release Information

Offense Level	Count
F2	8
F3	8
F4	15
F5	41
F6	13
FA	3
FB	1
FC	1
M	1
Total	91

## Total Number of Felony Offenses Committed to the Indiana Department of Correction

Table 28: Total Number of Felony Offenses Committed to the Indiana Department of Correction

Offense Level	Primary Offense	Male	Female	YTD Male	YTD Female
F1	Attempted Murder (35-42-1-1(1))	1	0	1	0
F1	Child Molesting (35-42-4-3)	3	0	8	0
F1	Deal Controlled Substance Result Death (35-42-1-1.5)	0	1	0	1
F1	Murder (35-42-1-1)	0	0	0	1
F1	Neglect Of Dependent Resulting In Death (35-46-1-4)	1	0	1	0
F2	Burglary (35-43-2-1)	6	0	6	0
F2	Dealing A Sched I, Ii, Iii Control Subst (35-48-4-2)	1	2	1	2
F2	Dealing In Cocaine Or Narcotic Drug (35-48-4-1)	6	2	9	3
F2	Dealing In Methamphetamine (35-48-4-1.1)	11	3	16	8
F2	Robbery (Serious Bodily Injury) (35-42-5-1)	6	0	8	0
F2	Voluntary Manslaughter (35-42-1-3)	0	0	0	1
F3	Aggravated Battery (35-42-2-1.5)	11	0	13	3
F3	Armed Robbery-Taking Property By Force Or Threatening Use Of Force While Armed (35-42-5-1(a)(1))	2	0	2	0
F3	Burglary (35-43-2-1)	0	0	1	0
F3	Child Molesting (35-42-4-3)	7	0	8	1
F3	Criminal Confinement (35-42-3-3)	0	0	1	0
F3	Criminal Confinement While Armed With A Deadly Weapon (35-42-3-3)	4	0	4	0
F3	Dealing A Sched I, Ii, Iii Control Subst (35-48-4-2)	1	0	2	1
F3	Dealing In Cocaine Or Narcotic Drug (35-48-4-1)	7	0	7	1
F3	Dealing In Methamphetamine (35-48-4-1.1)	11	5	21	11
F3	Domestic Battery W/Sbi To A Person Less Than 14 Years Old (35-42-2-1.3(a)(1))	0	0	0	1
F3	Fail To Stop After Acc - Ser Body Injury (9-26-1-1.1)	1	0	1	0
F3	Neglect Of A Dependent W/ Serious Injury (35-46-1-4)	0	2	1	6
F3	Possession Of Cocaine Or Narcotic Drug (35-48-4-6)	7	2	8	4
F3	Possession Of Methamphetamine (35-48-4-6.1)	3	3	5	4
F3	Rape (35-42-4-1)	4	0	5	0
F3	Robbery (Armed Or Bodily Injury) (35-42-5-1)	19	1	27	7
F3	Robbery Taking Prop By Force (35-42-5-1(1))	0	0	0	1
F4	Arson (35-43-1-1)	2	1	3	5
F4	Burglary (35-43-2-1)	15	5	27	6
F4	Child Exploitation (35-42-4-4)	2	0	4	0
F4	Child Molesting (35-42-4-3)	17	0	25	0

F4	Child Solicitation (35-42-4-6)	1	0	5	0
F4	Criminal Confinement (35-42-3-3)	0	0	2	0
F4	Dealing A Sched I, Ii, Iii Control Subst (35-48-4-2)	0	1	0	1
F4	Dealing In Cocaine Or Narcotic Drug (35-48-4-1)	6	3	12	4
F4	Dealing In Methamphetamine (35-48-4-1.1)	5	4	10	8
F4	Failure To Remain At The Scene Of An Accident Resulting In Death (9-26-1-1.1 (a)(2))	3	0	3	0
F4	Habitual Offender (35-50-2-8)	0	0	1	0
F4	Incest - Victim Less Than 16 Years Old (35-46-1-3)	0	0	1	0
F4	Omvwi - Cause Catastrophic Injury (9-30-5-5(A3))	0	1	0	1
F4	Oper Veh - Intox - Result - Death (9-30-5-5)	1	2	1	2
F4	Oper Veh - Intox - Result - Ser Body Inj (9-30-5-4)	0	0	0	1
F4	Possession Of Cocaine Or Narcotic Drug (35-48-4-6)	0	0	4	7
F4	Possession Of Methamphetamine (35-48-4-6.1)	8	14	17	18
F4	Sex Batt By Threat Or Using Deadly Force (35-42-4-8)	2	0	2	0
F4	Sexual Misconduct With A Minor (35-42-4-9)	0	3	2	3
F4	Unlawful Firearm Poss By Serious Felon (35-47-4-5)	33	1	50	5
F5	Alteration Of Firearm's Identifying Marks (35-47-2-18(a)(1))	1	0	1	0
F5	Auto Theft, Receiving Stolen Auto Parts (35-43-4-2.5)	2	0	6	1
F5	Auto Theft, Same 8265, Prior Conviction For Either Theft Of An Auto Or Auto Parts (35-43-4-2 (a))	1	0	3	0
F5	Auto Theft-Same 7054, But Defendant Has A Prior For Either Theft Of An Auto (35-43-4-2(a))	3	0	4	0
F5	Auto Theft-Theft Of Entire Motor Vehicle (35-43-4-2(a)(2)(c))	2	0	2	1
F5	Battery (35-42-2-1)	15	1	29	2
F5	Battery Against A Public Safety Official (35-42-2-1(c)(1))	0	3	2	3
F5	Battery By Bodily Waste (35-42-2-1H)	0	1	0	1
F5	Battery By Means Of A Deadly Weapon (35-42-2-1(c)(1))	0	0	2	0
F5	Battery Resulting In Serious Bodily Injury (35-42-2-1(c)(1))	0	4	0	4
F5	Battery W/Bodily Injury To A Public Safety Officer (35-42-2-1(C)(1))	2	0	3	0
F5	Bribery (35-44.1-1-2)	1	0	1	0
F5	Burglary (35-43-2-1)	17	4	25	4
F5	Carrying A Handgun W/O License, Def Has A Prior Conviction For Carrying C/O License. (35-47-2-1)	10	0	12	0

F5	Child Exploitation (35-42-4-4)	4	2	5	2
F5	Child Seduction (35-42-4-7)	0	1	0	1
F5	Child Solicitation (35-42-4-6)	4	0	7	0
F5	Contributing To The Delinquency Of Minor (35-46-1-8)	0	0	3	0
F5	Corrupt Business Influence (35-45-6-2)	2	0	5	3
F5	Criminal Confinement (35-42-3-3)	8	0	9	0
F5	Criminal Recklessness (35-42-2-2)	1	0	5	0
F5	Danger Poss Firearm Child Prev Conv/Adj (35-47-10-5)	1	0	2	0
F5	Dealing A Sched I, Ii, Iii Control Subst (35-48-4-2)	3	1	4	1
F5	Dealing In Cocaine Or Narcotic Drug (35-48-4-1)	3	4	4	4
F5	Dealing In Marijuana, Hash Oil, Hashish (35-48-4-10)	1	0	2	0
F5	Dealing In Methamphetamine (35-48-4-1.1)	3	1	7	1
F5	Domestic Battery By Means Of A Deadly Weapon (35-42-2-1.3(a)(1))	1	0	1	0
F5	Domestic Battery Resulting In Sbi (35-42-2-1.3(A)(1))	1	0	1	0
F5	Domestic Battery W/Bodily Injury Person Under 14 (35-42-2-1.3(a)(1))	0	1	0	1
F5	Domestic Battery With Injury To A Pregnant Woman. (35-42-2-1.3(a)(1))	6	0	7	0
F5	Domestic Battery With Prev Battery Conv (35-42-2-1.3(c)(4))	3	2	14	2
F5	Domestic Battery-Def Has Been Previously Convicted Of Battery Or Strangulation (35-42-2-1.3)	7	2	12	2
F5	Escape (35-44.1-3-4)	2	0	7	0
F5	Failure To Register As A Sex Offender (11-8-8-17)	9	0	19	0
F5	Fraud (35-43-5-4)	0	0	1	0
F5	Fraud On A Financial Institution (35-43-5-8)	2	1	2	1
F5	Handgun Violation (Felony Within 15 Yrs) (35-47-2-1)	8	0	18	0
F5	Incest (35-46-1-3)	1	0	1	0
F5	Intimidation (35-45-2-1)	22	2	35	3
F5	Kidnapping (35-42-3-2)	0	0	1	0
F5	Neglect Of A Dependent Resulting In Bodily Injury (35-46-1-4(a)(1))	0	0	0	7
F5	Obstruction Of Justice (35-44.1-2-2)	2	1	2	1
F5	Oper Veh - Intox - Result - Ser Body Inj (9-30-5-4)	4	1	5	2
F5	Oper Veh - Ser Bodily Injury W/Schd I,Ii (9-30-5-4(A2))	0	0	1	1
F5	Operate Vehicle After Suspended For Life (9-30-10-17)	9	0	11	0
F5	Possess Child Porn W/ Aggravating Factor Found In 35-42-4-4(E)(1) (35-42-4-4(d)(1))	3	0	5	0
F5	Possession Dangerous Device (35-44.1-3-7)	0	0	1	0

F5	Possession Of A Destructive Device (35-47.5-5-2)	0	0	1	0
F5	Possession Of A Machine Gun Or Bomb (35-47-5-8)	5	0	6	0
F5	Possession Of Altered Firearm (35-47-2-18(a)(2))	0	3	1	3
F5	Possession Of Child Pornography (35-42-4-4(C))	9	0	13	0
F5	Possession Of Cocaine Or Narcotic Drug (35-48-4-6)	6	1	11	4
F5	Possession Of Methamphetamine (35-48-4-6.1)	27	9	42	12
F5	Reckless Homicide (35-42-1-5)	2	0	3	1
F5	Resisting Law Enforcement (35-44.1-3-1)	2	2	2	2
F5	Robbery (35-42-5-1)	7	2	11	5
F5	Sexual Misconduct With A Minor (35-42-4-9)	4	1	4	1
F5	Stalking (35-45-10-5)	2	0	6	0
F5	Stalking Where Def Violates Po Of Which Def Has Actual Notice (35-45-10-5(A))	1	0	1	0
F5	Strangulation (35-42-2-9)	0	0	2	0
F5	Theft Receiving Stolen Property (35-43-4-2)	2	0	4	1
F5	Theft,Receiving Stolen Property (35-43-4-2(a)(2))	0	0	2	3
F5	Theft-Use When Property Stolen Is A Firearm (35-43-4-2(a))	0	0	10	1
F5	Trafficking With An Inmate (35-44.1-3-5)	1	1	3	1
F5	Unlawful Carrying Of A Handgun (35-47-2-1.5)	21	0	21	0
F5	Unlawful Carrying Of A Handgun-Prior Conviction Under This Section (35-47-2-1.5(b))	11	1	15	2
F5	Vicarious Sexual Gratification (35-42-4-5)	0	0	1	0
F6	Arson - Pecuniary Loss Gt \$250 Lt \$5,000 (35-43-1-1)	2	0	2	0
F6	Assisting A Criminal (35-44.1-2-5)	0	1	0	2
F6	Auto Theft, Receiving Stolen Auto Parts (35-43-4-2.5)	4	0	8	0
F6	Auto Theft-Theft Of An Entire Motor Vehicle (35-43-4-2(a))	5	4	6	5
F6	Battery (35-42-2-1)	12	0	16	3
F6	Battery By Bodily Waste Against A Public Safety Officer (35-42-2-1(B)(2))	0	0	6	0
F6	Battery On A Public Safety Official (35-42-2-1(c))	0	4	0	4
F6	Check Deception (35-43-5-5)	1	0	1	0
F6	Contributing To The Delinquency Of Minor (35-46-1-8)	0	0	1	0
F6	Counterfeiting Def Knowingly Makes Or Utters Written Instrument Such That It (35-43-5-2(a)(1)(A))	0	0	6	6
F6	Counterfeiting Def Possesses More Than 1 Written Instrument Knowing They Were (35-43-5-2(a)(2)(D))	0	0	1	0
F6	Criminal Confinement (35-42-3-3)	2	0	4	0
F6	Criminal Recklessness (35-42-2-2)	1	1	1	3

F6	Criminal Recklessness Committed With A Deadly Weapon (35-42-2-2(a))	4	2	6	2
F6	Criminal Trespass (35-43-2-2)	1	0	3	0
F6	Cruelty To Animals, Delib Kill W/O Consen (35-46-3-12)	0	0	1	0
F6	Dealing A Sched I, Ii, Iii Control Subst (35-48-4-2(A))	0	1	0	1
F6	Dealing In Marijuana, Hash Oil, Hashish (35-48-4-10)	1	2	3	2
F6	Dissemination Of Matter Harmful To Minor (35-49-3-3)	5	0	5	0
F6	Domestic Battery (35-42-2-1.3)	5	0	14	0
F6	Domestic Battery Committed In The Presence Of A Child Less Than 16 (35-42-2-1.3(a)(1))	9	1	11	1
F6	Domestic Battery In Violation Of A No Contact Order (35-42-2-1.3(a)(1))	0	1	0	1
F6	Domestic Battery On A Person Less Than 14 Years Old (35-42-2-1.3(a)(1))	1	0	1	0
F6	Domestic Battery Resulting In Moderate Bodily Injury (35-42-2-1.3(a)(1))	1	0	1	1
F6	Domestic Battery-Def. Has A Prior Conviction For Any Sort Of Battery Or Strangulation (35-42-2-1.3(a)(1))	6	2	6	2
F6	Domestic Violence Animal Cruelty (35-46-3-12.5)	0	0	0	1
F6	Driving Whl/Suspended Resulting In Injur (9-24-19-3(A))	0	1	0	1
F6	Escape (35-44.1-3-4)	20	1	38	4
F6	Escape-Def Violates Home Detention Or Removes An Electronic Device (35-44.1-3-4(c))	3	2	4	3
F6	Failure Of Sex Offender To Possess Id (11-8-8-15)	3	0	5	0
F6	Failure To Register As A Sex Offender (11-8-8-17)	5	1	13	1
F6	Failure To Return To Lawful Detention (35-44.1-3-4(d))	1	3	3	5
F6	Forgery, Counterfeiting, Application Fraud (35-43-5-2)	1	2	2	2
F6	Fraud (35-43-5-4)	2	3	4	3
F6	Habitual Offender (35-50-2-8)	4	0	7	0
F6	Identity Deception (35-43-5-3.5)	2	0	3	0
F6	Impersonating A Public Servant (35-44.1-2-6)	1	0	1	0
F6	Institutional Criminal Mischief (35-43-1-2)	1	0	1	0
F6	Intimidation (35-45-2-1)	10	4	18	12
F6	Invasion Of Privacy (35-46-1-15.1)	7	0	13	1
F6	Leaving Scene Of An Acc - Moderate Or Ser Bodily Inj (9-26-1-1.1)	1	1	1	1
F6	Maintaining Common Nuisance - Cntrl Subs (35-45-1-5(C))	0	1	1	3
F6	Neglect Of A Dependent (35-46-1-4)	7	12	9	17
F6	Non-Support Of Dependent Child (35-46-1-5)	0	7	0	7
F6	Obstruction Of Justice (35-44.1-2-2)	5	1	6	2

F6	Oper Veh - Intox - Prior Conviction (9-30-5-2)	5	4	8	4
F6	Oper Veh - Sch 1 Or 2 Control Substance (9-30-5-1(C))	0	1	0	1
F6	Oper Veh .08 Or More - Prior Conviction (9-30-5-1)	2	0	3	2
F6	Oper Vehicle - Intox - Prev Conviction (9-30-5-3)	1	1	4	2
F6	Operating A Vehicle Intoxicated: Endangering A Person (9-30-5-2(a)(b))	1	0	3	1
F6	Operating A Vehicle While Intoxicated: Endangering A Person Less Than 18yrs (9-30-5-2(a))	1	1	1	4
F6	Operating Veh W/Ace Of .15 Or More W/Pass Under 18/At Least 21 (9-30-5-1(b))	0	2	0	3
F6	Operating Vehicle-Habit Traffic Violator (9-30-10-16)	1	0	4	2
F6	Perjury (35-44.1-2-1)	0	1	0	1
F6	Pointing A Firearm (35-47-4-3)	2	0	4	1
F6	Possession Of Child Pornography (35-42-4-4(C))	0	0	1	0
F6	Possession Of Child Pornography (35-42-4-4(d))	2	0	3	0
F6	Possession Of Cocaine Or Narcotic Drug (35-48-4-6)	25	12	41	27
F6	Possession Of Controlled Substance (35-48-4-7)	1	0	4	0
F6	Possession Of Marijuana, Hash, Hash Oil (35-48-4-11)	0	1	0	1
F6	Possession Of Methamphetamine (35-48-4-6.1)	23	16	64	25
F6	Possession Of Methamphetamine (35-48-4-6.1A)	35	24	41	38
F6	Possession Of Syringes Or Needles (16-42-19-18)	8	8	17	22
F6	Possession Or Use Of Legend Drug (16-42-19-13)	1	0	3	5
F6	Residential Entry (35-43-2-1.5)	6	4	12	7
F6	Resisting Law Enforcement (35-44.1-3-1)	37	5	52	7
F6	Sexual Battery (35-42-4-8)	3	0	5	0
F6	Stalking (35-45-10-5)	1	0	1	0
F6	Strangulation (35-42-2-9)	5	0	7	0
F6	Theft Where Value Of Property Is Between \$750-\$50k (35-43-4-2(a))	3	7	4	25
F6	Theft, Def. Has A Prior Conviction For Either Theft Or Conversion (35-43-4-2(a))	2	2	5	5
F6	Theft,Receiving Stolen Property (35-43-4-2)	33	21	65	26
F6	Theft; Prior Conviction For Robbery Or Burglary (35-43-4-2(a))	0	0	0	4
FA	Arson (35-43-1-1)	0	0	1	0
FA	Child Molesting (35-42-4-3)	2	0	10	0
FA	Criminal Deviate Conduct (35-42-4-2)	1	0	1	0
FA	Dealing In A Sched I,II Or III Cont Sub (35-48-4-2)	0	0	1	0
FA	Dealing In Cocaine Or Narcotic Drug (35-48-4-1)	0	0	3	0
FA	Kidnapping (35-42-3-2)	0	0	1	0
FA	Rape (35-42-4-1)	1	0	1	0
FA	Robbery (Serious Bodily Injury) (35-42-5-1)	1	0	1	0



FA	Voluntary Manslaughter (35-42-1-3)	1	0	1	0
FB	Aggravated Battery (35-42-2-1.5)	1	0	2	0
FB	Burglary (35-43-2-1)	15	0	25	0
FB	Child Molesting (35-42-4-3)	1	0	6	0
FB	Criminal Deviate Conduct (35-42-4-2)	2	0	3	0
FB	Dealing In A Sched I,II Or III Contr Sub (35-48-4-2)	1	1	1	1
FB	Dealing In Cocaine Or Narcotic Drug (35-48-4-1)	0	0	1	0
FB	Dealing In Methamphetamine (35-48-4-1.1)	2	0	6	0
FB	Neglect Of A Dependent (35-46-1-4)	1	0	1	0
FB	Prisoner Poss. Dangerous Device/Material (35-44-3-9.5)	0	0	2	0
FB	Rape (35-42-4-1)	2	0	4	0
FB	Robbery (Armed Or Bodily Injury) (35-42-5-1)	9	1	14	1
FB	Sexual Misconduct With A Minor (35-42-4-9)	1	0	4	0
FB	Unlawful Firearm Poss By Serious Felon (35-47-4-5)	4	0	4	0
FC	Battery (35-42-2-1)	3	0	7	0
FC	Burglary (35-43-2-1)	1	0	2	0
FC	Child Exploitation (35-42-4-4)	2	0	2	0
FC	Child Molesting (35-42-4-3)	5	0	8	0
FC	Forgery,Counterfeiting,Application Fraud (35-43-5-2)	2	1	4	1
FC	Non Support Of Dependent Child (35-46-1-5)	0	0	1	0
FC	Operate Vehicle After Suspended For Life (9-30-10-17)	1	0	2	0
FC	Possession Of Methamphetamine (35-48-4-6.1)	1	0	1	0
FD	Auto Theft, Receiving Stolen Auto Parts (35-43-4-2.5)	2	0	3	0
FD	Battery (35-42-2-1)	0	0	1	0
FD	Domestic Battery (35-42-2-1.3)	1	0	1	0
FD	Failure To Register As A Sex Offender (11-8-8-17)	0	0	1	0
FD	Fraud (35-43-5-4)	1	0	1	0
FD	Possession Of A Controlled Substance (35-48-4-7)	2	0	4	0
FD	Possession Of Marijuana, Hash, Hash Oil (35-48-4-11)	1	0	1	0
FD	Possession Of Methamphetamine (35-48-4-6.1)	0	0	1	0
FD	Residential Entry (35-43-2-1.5)	1	0	1	0
FD	Resisting Law Enforcement (35-44-3-3)	1	0	1	0
FD	Sexual Battery (35-42-4-8)	1	0	1	0
FD	Strangulation (35-42-2-9)	0	0	1	0
FD	Theft,Receiving Stolen Property (35-43-4-2)	14	0	16	0
M	Murder (35-42-1-1)	7	2	7	3
Total	-	893	281	1515	516

## Number of New Admissions by Most Serious Offense Committed to the Indiana Department of Correction

Table 29: Number of Admissions by Most Serious Offense Committed to the Indiana Department of Correction

Offense Level	Primary Offense	Male	Female	YTD Male	YTD Female
F1	Child Molesting (35-42-4-3)	2	0	5	0
F1	Deal Controlled Substance Result Death (35-42-1-1.5)	0	1	0	1
F1	Murder (35-42-1-1)	0	0	0	1
F1	Neglect Of Dependent Resulting In Death (35-46-1-4)	1	0	1	0
F2	Attempted Robbery (Serious Bodily Injury) (35-42-5-1)	1	0	2	0
F2	Burglary (35-43-2-1)	2	0	2	0
F2	Conspiracy Dealing In Cocaine Or Narcotic Drug (35-48-4-1)	0	0	1	0
F2	Dealing A Sched I, Ii, Iii Control Subst (35-48-4-2)	1	1	1	1
F2	Dealing In Cocaine Or Narcotic Drug (35-48-4-1)	5	1	7	2
F2	Dealing In Methamphetamine (35-48-4-1.1)	9	3	13	7
F2	Robbery (Serious Bodily Injury) (35-42-5-1)	2	0	3	0
F2	Voluntary Manslaughter (35-42-1-3)	0	0	0	1
F3	Aggravated Battery (35-42-2-1.5)	7	0	9	3
F3	Armed Robbery-Taking Property By Force Or Threatening Use Of Force While Armed (35-42-5-1(a)(1))	2	0	2	0
F3	Attempted Rape (35-42-4-1)	1	0	1	0
F3	Attempted Robbery (Armed Or Bodily Injury) (35-42-5-1)	2	0	2	0
F3	Burglary (35-43-2-1)	0	0	1	0
F3	Child Molesting (35-42-4-3)	5	0	6	1
F3	Criminal Confinement (35-42-3-3)	0	0	1	0
F3	Criminal Confinement While Armed With A Deadly Weapon (35-42-3-3)	1	0	1	0
F3	Dealing A Sched I, Ii, Iii Control Subst (35-48-4-2)	1	0	2	1
F3	Dealing In Cocaine Or Narcotic Drug (35-48-4-1)	4	0	4	0
F3	Dealing In Methamphetamine (35-48-4-1.1)	9	4	14	8
F3	Domestic Battery W/Sbi To A Person Less Than 14 Years Old (35-42-2-1.3(a)(1))	0	0	0	1
F3	Fail To Stop After Acc - Ser Body Injury (9-26-1-1.1)	1	0	1	0
F3	Neglect Of A Dependent W/ Serious Injury (35-46-1-4)	0	2	1	4
F3	Possession Of Cocaine Or Narcotic Drug (35-48-4-6)	3	2	4	3
F3	Possession Of Methamphetamine (35-48-4-6.1)	2	3	4	3
F3	Rape (35-42-4-1)	1	0	2	0

F3	Robbery (Armed Or Bodily Injury) (35-42-5-1)	9	1	15	3
F3	Robbery Taking Prop By Force (35-42-5-1(1))	0	0	0	1
F4	Arson (35-43-1-1)	2	1	3	2
F4	Attempted Burglary (35-43-2-1)	1	0	2	0
F4	Burglary (35-43-2-1)	10	5	17	6
F4	Child Exploitation (35-42-4-4)	2	0	4	0
F4	Child Molesting (35-42-4-3)	12	0	16	0
F4	Child Solicitation (35-42-4-6)	1	0	5	0
F4	Conspiracy Dealing In Methamphetamine (35-48-4-1.1)	0	0	1	0
F4	Criminal Confinement (35-42-3-3)	0	0	1	0
F4	Dealing A Sched I, Ii, Iii Control Subst (35-48-4-2)	0	1	0	1
F4	Dealing In Cocaine Or Narcotic Drug (35-48-4-1)	3	1	6	2
F4	Dealing In Methamphetamine (35-48-4-1.1)	3	4	6	6
F4	Failure To Remain At The Scene Of An Accident Resulting In Death (9-26-1-1.1 (a)(2))	2	0	2	0
F4	Omvwi - Cause Catastrophic Injury (9-30-5-5(A3))	0	1	0	1
F4	Oper Veh - Intox - Result - Death (9-30-5-5)	1	1	1	1
F4	Oper Veh - Intox - Result - Ser Body Inj (9-30-5-4)	0	0	0	1
F4	Possession Of Cocaine Or Narcotic Drug (35-48-4-6)	0	0	2	4
F4	Possession Of Methamphetamine (35-48-4-6.1)	5	5	10	8
F4	Sex Batt By Threat Or Using Deadly Force (35-42-4-8)	1	0	1	0
F4	Sexual Misconduct With A Minor (35-42-4-9)	0	1	2	1
F4	Unlawful Firearm Poss By Serious Felon (35-47-4-5)	23	1	31	5
F5	Alteration Of Firearm's Identifying Marks (35-47-2-18(a)(1))	1	0	1	0
F5	Attempted Battery (35-42-2-1)	0	0	1	0
F5	Attempted Trafficking With An Inmate (35-44.1-3-5)	1	0	2	0
F5	Auto Theft, Receiving Stolen Auto Parts (35-43-4-2.5)	2	0	5	1
F5	Auto Theft, Same 8265, Prior Conviction For Either Theft Of An Auto Or Auto Parts (35-43-4-2 (a))	1	0	1	0
F5	Auto Theft-Same 7054, But Defendant Has A Prior For Either Theft Of An Auto (35-43-4-2(a))	2	0	2	0
F5	Auto Theft-Theft Of Entire Motor Vehicle (35-43-4-2(a)(2)(c))	1	0	1	1
F5	Battery (35-42-2-1)	9	1	18	2
F5	Battery Against A Public Safety Official (35-42-2-1(c)(1))	0	1	2	1
F5	Battery By Bodily Waste (35-42-2-1H)	0	1	0	1
F5	Battery By Means Of A Deadly Weapon (35-42-2-1(c)(1))	0	0	1	0

F5	Battery Resulting In Serious Bodily Injury (35-42-2-1(c)(1))	0	1	0	1
F5	Battery W/Bodily Injury To A Public Safety Officer (35-42-2-1(C)(1))	1	0	2	0
F5	Burglary (35-43-2-1)	10	1	16	1
F5	Carrying A Handgun W/O License, Def Has A Prior Conviction For Carrying C/O License. (35-47-2-1)	5	0	7	0
F5	Child Exploitation (35-42-4-4)	2	1	2	1
F5	Child Seduction (35-42-4-7)	0	1	0	1
F5	Child Solicitation (35-42-4-6)	2	0	2	0
F5	Conspiracy Burglary (35-43-2-1)	0	0	1	0
F5	Corrupt Business Influence (35-45-6-2)	2	0	3	1
F5	Criminal Confinement (35-42-3-3)	5	0	6	0
F5	Criminal Recklessness (35-42-2-2)	1	0	3	0
F5	Danger Poss Firearm Child Prev Conv/Adj (35-47-10-5)	0	0	1	0
F5	Dealing A Sched I, Ii, Iii Control Subst (35-48-4-2)	1	0	2	0
F5	Dealing In Cocaine Or Narcotic Drug (35-48-4-1)	2	2	2	2
F5	Dealing In Marijuana, Hash Oil, Hashish (35-48-4-10)	1	0	2	0
F5	Dealing In Methamphetamine (35-48-4-1.1)	2	1	5	1
F5	Domestic Battery By Means Of A Deadly Weapon (35-42-2-1.3(a)(1))	1	0	1	0
F5	Domestic Battery Resulting In Sbi (35-42-2-1.3(A)(1))	1	0	1	0
F5	Domestic Battery W/Bodily Injury Person Under 14 (35-42-2-1.3(a)(1))	0	1	0	1
F5	Domestic Battery With Injury To A Pregnant Woman. (35-42-2-1.3(a)(1))	3	0	4	0
F5	Domestic Battery With Prev Battery Conv (35-42-2-1.3(c)(4))	3	0	8	0
F5	Domestic Battery-Def Has Been Previously Convicted Of Battery Or Strangulation (35-42-2-1.3)	3	1	7	1
F5	Escape (35-44.1-3-4)	0	0	3	0
F5	Failure To Register As A Sex Offender (11-8-8-17)	7	0	12	0
F5	Fraud (35-43-5-4)	0	0	1	0
F5	Fraud On A Financial Institution (35-43-5-8)	2	0	2	0
F5	Handgun Violation (Felony Within 15 Yrs) (35-47-2-1)	5	0	9	0
F5	Incest (35-46-1-3)	1	0	1	0
F5	Intimidation (35-45-2-1)	16	1	22	2
F5	Neglect Of A Dependent Resulting In Bodily Injury (35-46-1-4(a)(1))	0	0	0	2
F5	Oper Veh - Intox - Result - Ser Body Inj (9-30-5-4)	1	1	2	2
F5	Oper Veh - Ser Bodily Injury W/Schd I,Ii (9-30-5-4(A2))	0	0	1	1

F5	Operate Vehicle After Suspended For Life (9-30-10-17)	4	0	5	0
F5	Possess Child Porn W/ Aggravating Factor Found In 35-42-4-4(E)(1) (35-42-4-4(d)(1))	1	0	2	0
F5	Possession Of A Destructive Device (35-47.5-5-2)	0	0	1	0
F5	Possession Of A Machine Gun Or Bomb (35-47-5-8)	3	0	4	0
F5	Possession Of Altered Firearm (35-47-2-18(a)(2))	0	1	1	1
F5	Possession Of Child Pornography (35-42-4-4(C))	4	0	4	0
F5	Possession Of Cocaine Or Narcotic Drug (35-48-4-6)	3	0	5	0
F5	Possession Of Methamphetamine (35-48-4-6.1)	16	7	26	10
F5	Reckless Homicide (35-42-1-5)	2	0	3	1
F5	Resisting Law Enforcement (35-44.1-3-1)	2	2	2	2
F5	Robbery (35-42-5-1)	3	1	5	4
F5	Sexual Misconduct With A Minor (35-42-4-9)	1	0	1	0
F5	Stalking (35-45-10-5)	2	0	4	0
F5	Stalking Where Def Violates Po Of Which Def Has Actual Notice (35-45-10-5(A))	1	0	1	0
F5	Strangulation (35-42-2-9)	0	0	2	0
F5	Theft Receiving Stolen Property (35-43-4-2)	2	0	3	1
F5	Theft,Receiving Stolen Property (35-43-4-2(a)(2))	0	0	2	0
F5	Theft-Use When Property Stolen Is A Firearm (35-43-4-2(a))	0	0	2	1
F5	Trafficking With An Inmate (35-44.1-3-5)	0	1	0	1
F5	Unlawful Carrying Of A Handgun (35-47-2-1.5)	7	0	7	0
F5	Unlawful Carrying Of A Handgun-Prior Conviction Under This Section (35-47-2-1.5(b))	6	1	8	2
F6	Aiding Theft,Receiving Stolen Property (35-43-4-2)	0	0	1	0
F6	Assisting A Criminal (35-44.1-2-5)	0	0	0	1
F6	Auto Theft, Receiving Stolen Auto Parts (35-43-4-2.5)	1	0	2	0
F6	Auto Theft-Theft Of An Entire Motor Vehicle (35-43-4-2(a))	2	1	2	2
F6	Battery (35-42-2-1)	5	0	7	2
F6	Battery By Bodily Waste Against A Public Safety Officer (35-42-2-1(B)(2))	0	0	1	0
F6	Battery On A Public Safety Official (35-42-2-1(c))	0	1	0	1
F6	Check Deception (35-43-5-5)	1	0	1	0
F6	Contributing To The Delinquency Of Minor (35-46-1-8)	0	0	1	0
F6	Counterfeiting Def Knowingly Makes Or Utters Written Instrument Such That It (35-43-5-2(a)(1)(A))	0	0	1	1
F6	Counterfeiting Def Possesses More Than 1 Written Instrument Knowing They Were (35-43-5-2(a)(2)(D))	0	0	1	0

F6	Criminal Confinement (35-42-3-3)	1	0	1	0
F6	Criminal Recklessness (35-42-2-2)	0	1	0	1
F6	Criminal Recklessness Committed With A Deadly Weapon (35-42-2-2(a))	0	1	1	1
F6	Criminal Trespass (35-43-2-2)	1	0	3	0
F6	Dealing In Marijuana, Hash Oil, Hashish (35-48-4-10)	1	0	1	0
F6	Domestic Battery (35-42-2-1.3)	0	0	3	0
F6	Domestic Battery Committed In The Presence Of A Child Less Than 16 (35-42-2-1.3(a)(1))	5	1	5	1
F6	Domestic Battery In Violation Of A No Contact Order (35-42-2-1.3(a)(1))	0	1	0	1
F6	Domestic Battery Resulting In Moderate Bodily Injury (35-42-2-1.3(a)(1))	0	0	0	1
F6	Domestic Battery-Def. Has A Prior Conviction For Any Sort Of Battery Or Strangulation (35-42-2-1.3(a)(1))	3	2	3	2
F6	Driving Whl/Suspended Resulting In Injur (9-24-19-3(A))	0	1	0	1
F6	Escape (35-44.1-3-4)	4	0	6	1
F6	Escape-Def Violates Home Detention Or Removes An Electronic Device (35-44.1-3-4(c))	1	1	1	1
F6	Failure Of Sex Offender To Possess Id (11-8-8-15)	1	0	3	0
F6	Failure To Register As A Sex Offender (11-8-8-17)	2	1	6	1
F6	Failure To Return To Lawful Detention (35-44.1-3-4(d))	0	2	1	3
F6	Forgery,Counterfeiting,Application Fraud (35-43-5-2)	0	2	0	2
F6	Fraud (35-43-5-4)	1	2	1	2
F6	Identity Deception (35-43-5-3.5)	1	0	2	0
F6	Impersonating A Public Servant (35-44.1-2-6)	1	0	1	0
F6	Institutional Criminal Mischief (35-43-1-2)	1	0	1	0
F6	Intimidation (35-45-2-1)	1	2	2	4
F6	Invasion Of Privacy (35-46-1-15.1)	2	0	4	1
F6	Leaving Scene Of An Acc - Moderate Or Ser Bodily Inj (9-26-1-1.1)	1	0	1	0
F6	Maintaining Common Nuisance - Cntrl Subs (35-45-1-5(C))	0	1	0	2
F6	Neglect Of A Dependent (35-46-1-4)	1	3	1	3
F6	Non-Support Of Dependent Child (35-46-1-5)	0	1	0	1
F6	Obstruction Of Justice (35-44.1-2-2)	2	0	2	0
F6	Oper Veh - Intox - Prior Conviction (9-30-5-2)	5	3	5	3
F6	Oper Veh - Sch 1 Or 2 Control Substance (9-30-5-1(C))	0	1	0	1
F6	Oper Veh .08 Or More - Prior Conviction (9-30-5-1)	0	0	1	1
F6	Oper Vehicle - Intox - Prev Conviction (9-30-5-3)	0	0	1	0

F6	Operating A Vehicle While Intoxicated: Endangering A Person Less Than 18yrs (9-30-5-2(a))	1	1	1	3
F6	Operating Veh W/Ace Of .15 Or More W/Pass Under 18/At Least 21 (9-30-5-1(b))	0	1	0	2
F6	Operating Vehicle-Habit Traffic Violator (9-30-10-16)	1	0	3	0
F6	Possession Of Cocaine Or Narcotic Drug (35-48-4-6)	9	5	15	14
F6	Possession Of Controlled Substance (35-48-4-7)	0	0	1	0
F6	Possession Of Marijuana, Hash, Hash Oil (35-48-4-11)	0	1	0	1
F6	Possession Of Methamphetamine (35-48-4-6.1)	12	7	26	12
F6	Possession Of Methamphetamine (35-48-4-6.1A)	23	14	27	20
F6	Possession Of Syringes Or Needles (16-42-19-18)	3	4	5	11
F6	Possession Or Use Of Legend Drug (16-42-19-13)	0	0	0	1
F6	Residential Entry (35-43-2-1.5)	2	3	6	5
F6	Resisting Law Enforcement (35-44.1-3-1)	11	1	16	3
F6	Sexual Battery (35-42-4-8)	1	0	1	0
F6	Strangulation (35-42-2-9)	0	0	1	0
F6	Theft Where Value Of Property Is Between \$750-\$50k (35-43-4-2(a))	3	4	3	7
F6	Theft, Def. Has A Prior Conviction For Either Theft Or Conversion (35-43-4-2(a))	0	1	0	1
F6	Theft,Receiving Stolen Property (35-43-4-2)	9	9	19	11
FA	Arson (35-43-1-1)	0	0	1	0
FA	Child Molesting (35-42-4-3)	2	0	7	0
FA	Dealing In A Sched I,Ii Or Iii Cont Sub (35-48-4-2)	0	0	1	0
FA	Dealing In Cocaine Or Narcotic Drug (35-48-4-1)	0	0	3	0
FA	Kidnapping (35-42-3-2)	0	0	1	0
FA	Rape (35-42-4-1)	1	0	1	0
FA	Robbery (Serious Bodily Injury) (35-42-5-1)	1	0	1	0
FA	Voluntary Manslaughter (35-42-1-3)	1	0	1	0
FB	Aggravated Battery (35-42-2-1.5)	1	0	2	0
FB	Attempted Robbery (Armed Or Bodily Injury) (35-42-5-1)	1	0	1	0
FB	Burglary (35-43-2-1)	7	0	13	0
FB	Child Molesting (35-42-4-3)	1	0	4	0
FB	Conspiracy Robbery (Armed Or Bodily Injury) (35-42-5-1)	1	0	1	0
FB	Criminal Deviate Conduct (35-42-4-2)	1	0	1	0
FB	Dealing In A Sched I,Ii Or Iii Contr Sub (35-48-4-2)	1	1	1	1
FB	Dealing In Cocaine Or Narcotic Drug (35-48-4-1)	0	0	1	0
FB	Dealing In Methamphetamine (35-48-4-1.1)	2	0	5	0
FB	Neglect Of A Dependent (35-46-1-4)	1	0	1	0
FB	Rape (35-42-4-1)	0	0	2	0
FB	Robbery (Armed Or Bodily Injury) (35-42-5-1)	3	1	6	1

FB	Sexual Misconduct With A Minor (35-42-4-9)	0	0	2	0
FB	Unlawful Firearm Poss By Serious Felon (35-47-4-5)	1	0	1	0
FC	Child Molesting (35-42-4-3)	2	0	2	0
FC	Forgery,Counterfeiting,Application Fraud (35-43-5-2)	0	1	0	1
FC	Operate Vehicle After Suspended For Life (9-30-10-17)	1	0	1	0
M	Murder (35-42-1-1)	7	2	7	3
NA	NA	2	1	5	1
Total	-	444	151	734	264

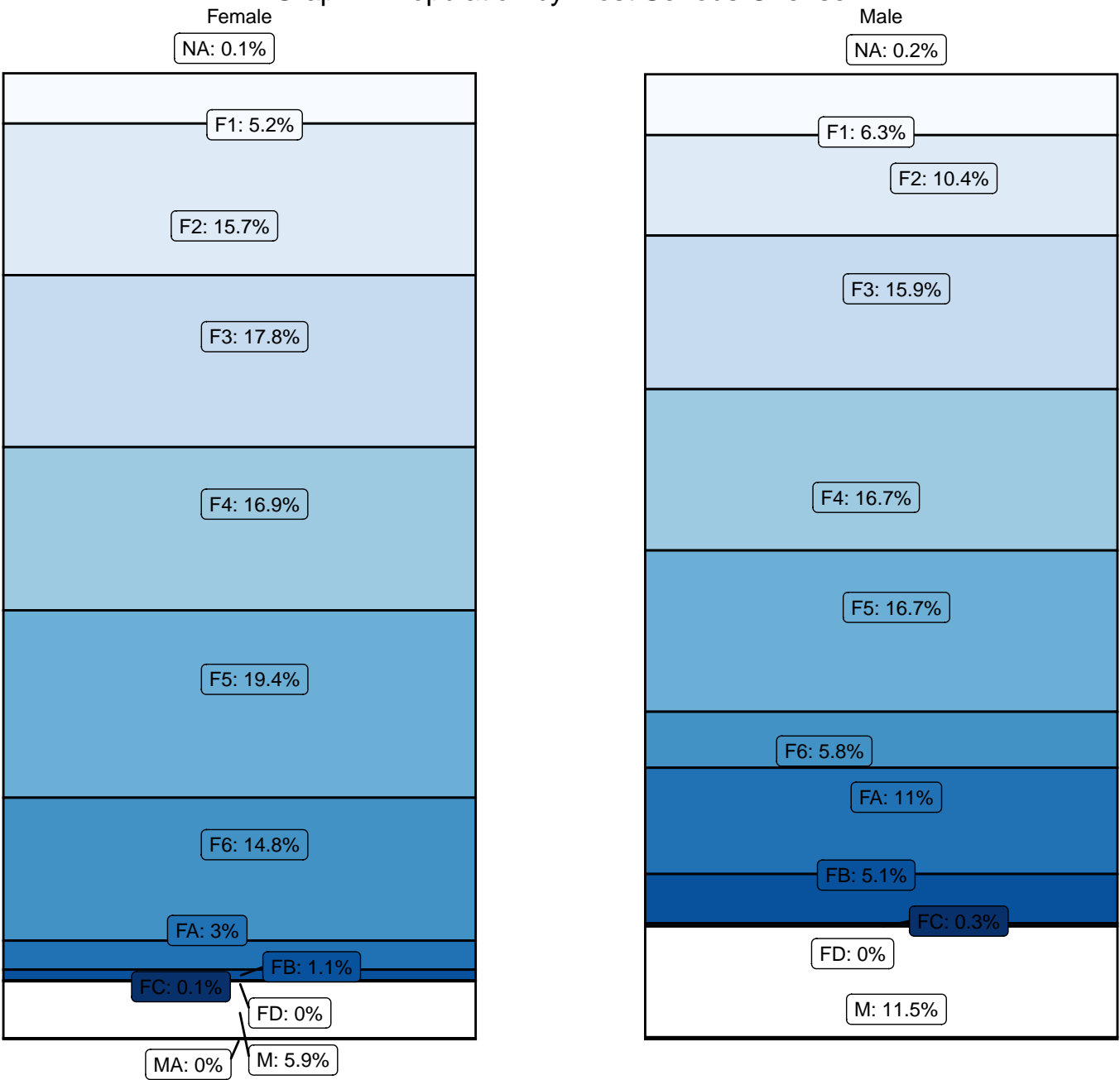


Population by Most Serious Offense

Number of Female Offenders: 2573

Number of Male Offenders: 22917

Graph 1: Population by Most Serious Offense



- a

Male: F1: 6.3%
- a

Female: F2: 15.7%
- a

Male: F4: 16.7%
- a

Female: F5: 19.4%
- a

Male: FA: 11%

a

Female: F1: 5.2%

a

Male: F3: 15.9%

a

Female: F4: 16.9%

a

Male: F6: 5.8%

a

Male: F2: 10.4%

a

Female: F3: 17.8%

a

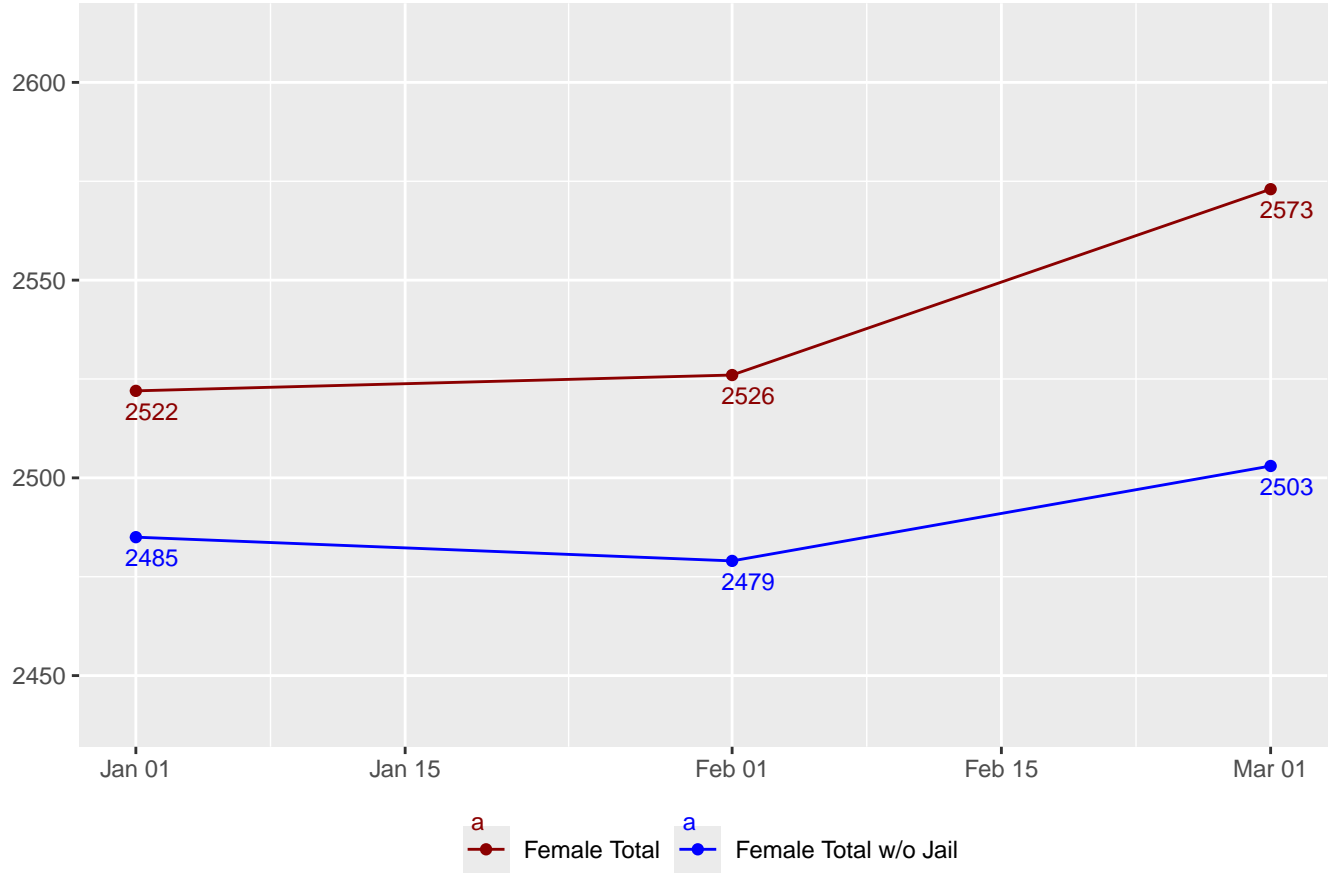
Male: F5: 16.7%

a

Female: F6: 14.8%

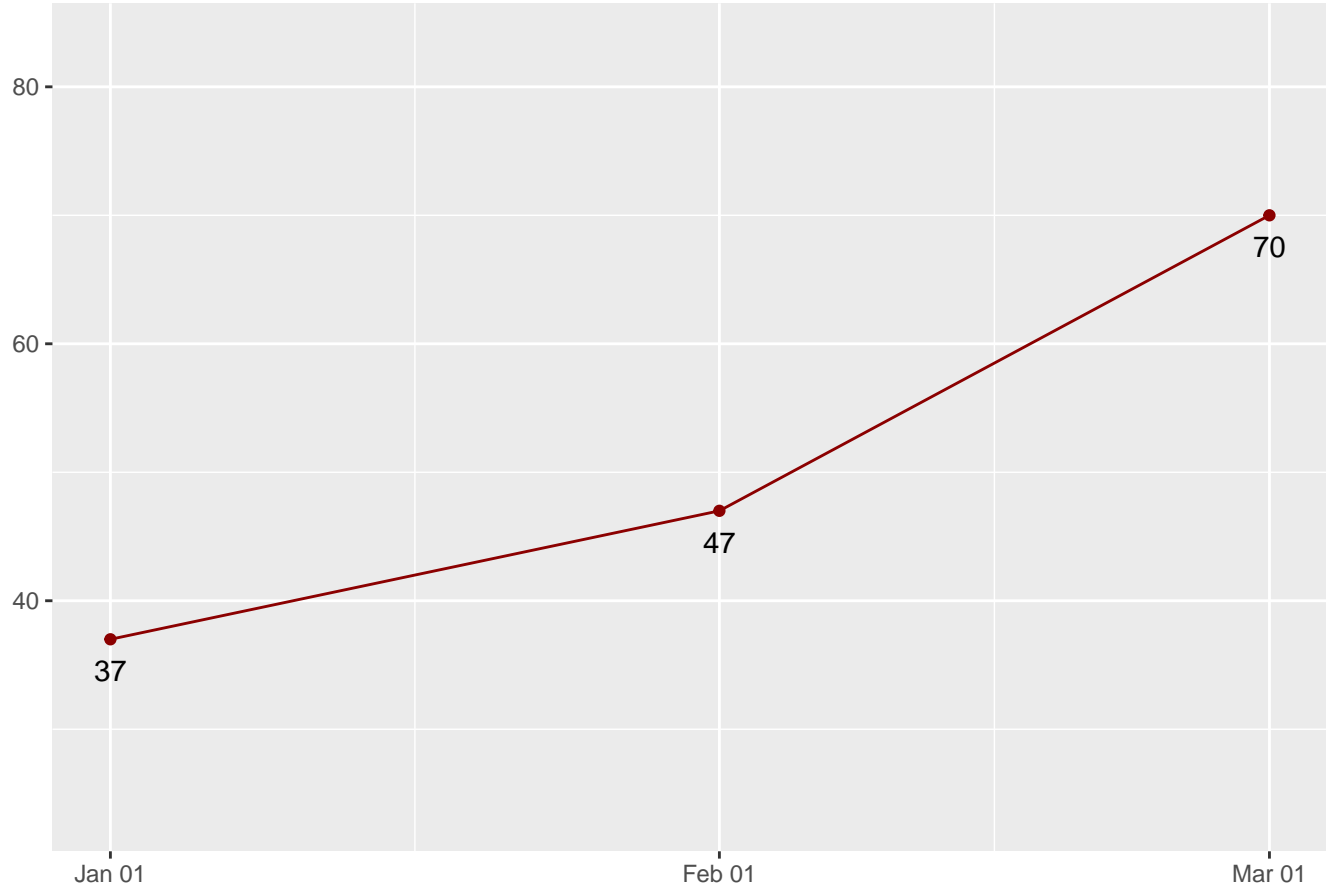
Average Daily Adult Female Offender Population in 2025

Graph 2: Average Daily Adult Female Offender Population



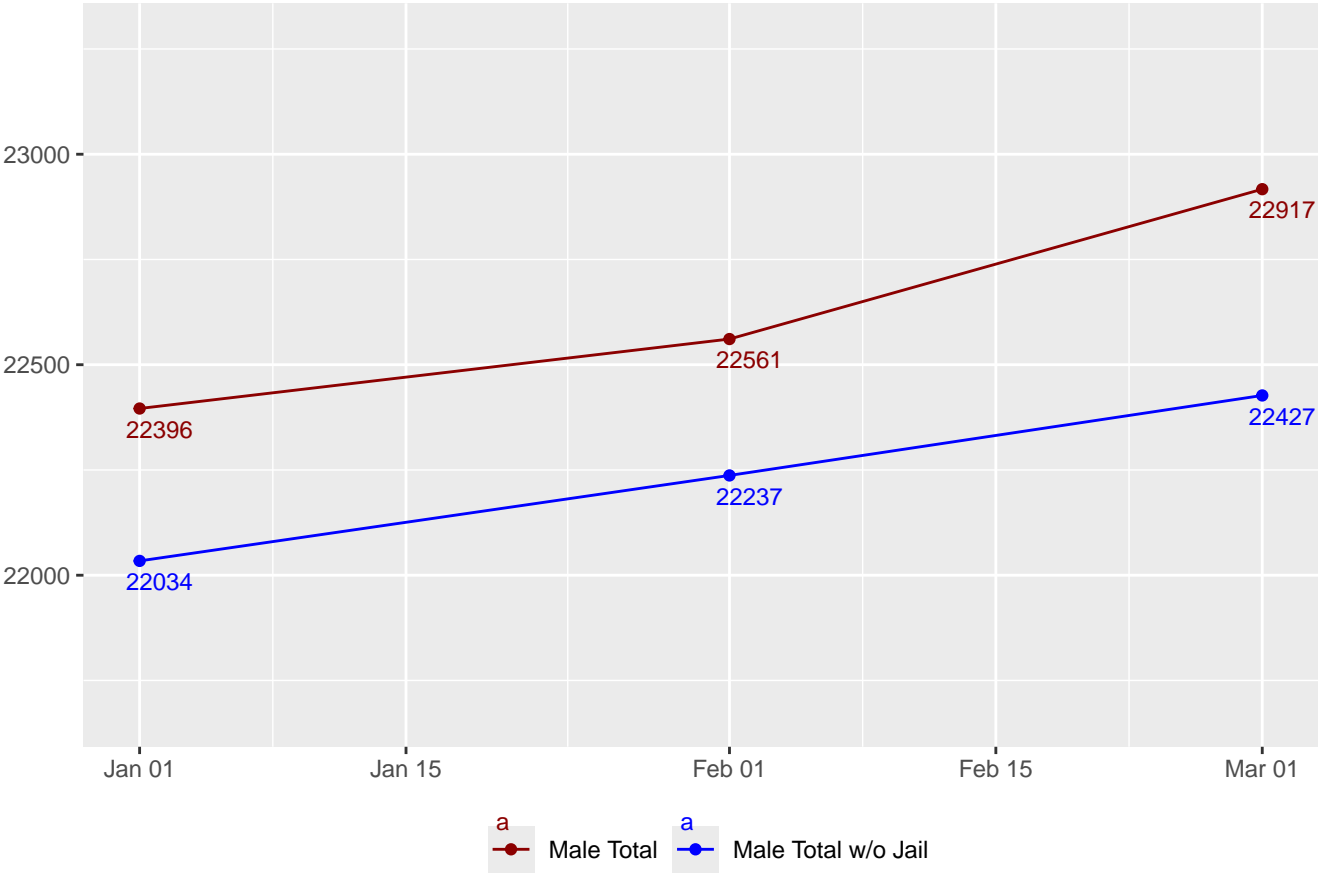
Adult Females Held in County Jails in 2025

Graph 3: Adult Females Held in County Jails



Average Daily Adult Male Offender Population 2025

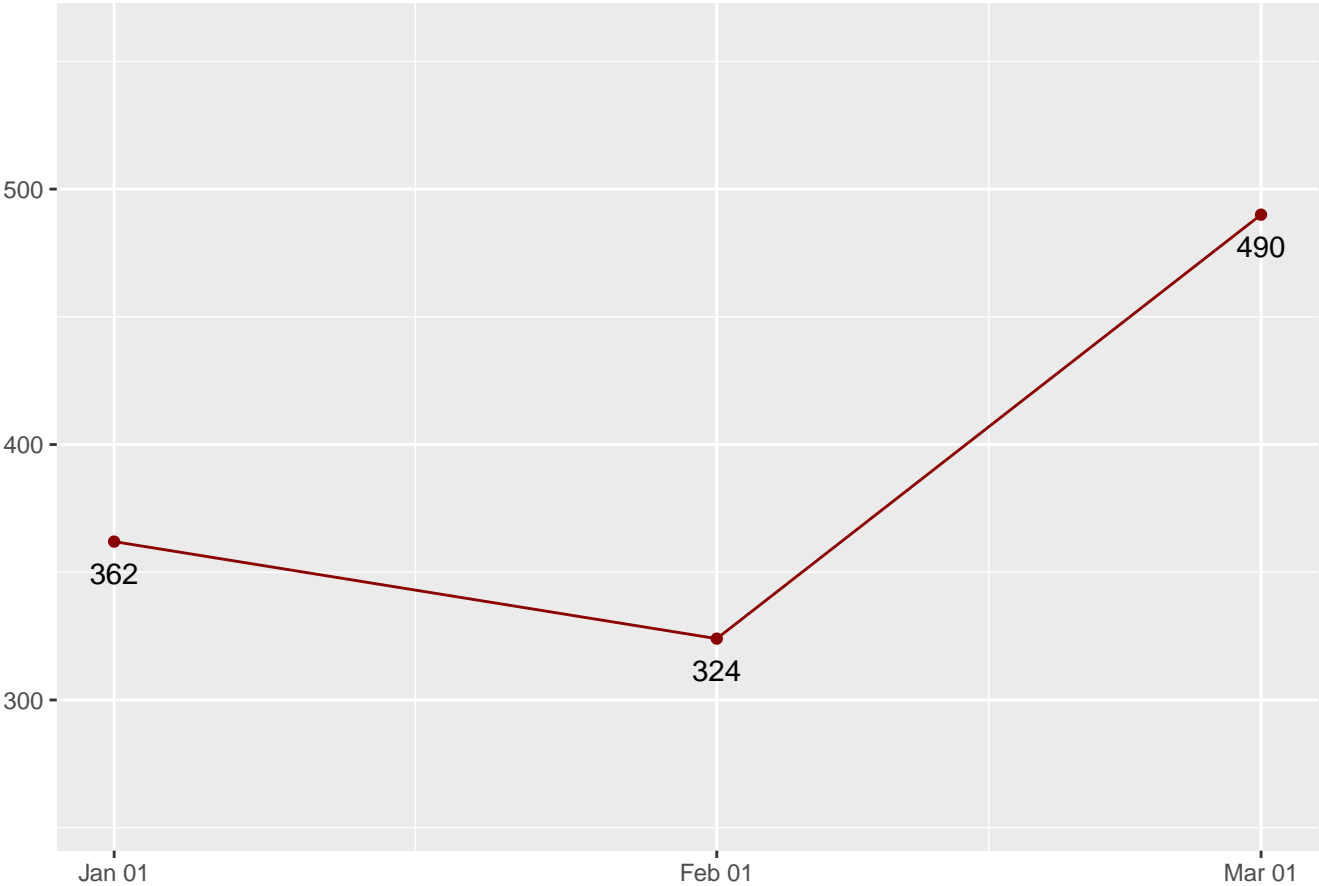
Graph 4: Average Daily Adult Male Offender Population



Adult Males Held in County Jails

Adult Males Held in County Jails in 2025

Graph 5: Adult Males Held in County Jails





# Juvenile Offender Statistics



# Juvenile Statistics for February 2025

## Juvenile Admissions and Releases

Table 30: Juvenile Admissions

Sex	Count
Male	30
Female	6
Total	36

Table 31: Juvenile Releases

Sex	Description	Count
Male	Parole	8
Male	Probation	5
Male	Discharged	24
Female	Discharged	5
Total	-	42

## Juvenile Admissions and Releases by County

Table 32: Juvenile Admissions by County

County	Count
Allen	1
Dearborn	1
Elkhart	2
Floyd	1
Howard	1
Jennings	1
Knox	2
LaGrange	1
LaPorte	1
Lawrence	2
Madison	3
Marion	1
Porter	1
Randolph	1
Tippecanoe	4
Vanderburgh	1
Vigo	1
Warren	1
Wayne	1
Wells	1
Unknown	8
Total	36

Table 33: Juvenile Releases by County

County	Count
Allen	2
Clark	1
Dearborn	2
Elkhart	1
LaGrange	2
LaPorte	1
Lake	2
Lawrence	2
Madison	3
Montgomery	1
Morgan	2
Putnam	1
Vanderburgh	6
Vigo	1
Washington	1
Wells	1
Unknown	13
Total	42



## Total Number of Committing Offenses for Juveniles Committed to the Indiana Department of Correction

Table 34: Total Number of Committing Offenses for Juveniles  
Committed to the Indiana Department of Correction

Offense Level	Primary Offense	Male	Female
Severity I	Battery (35-42-2-1)	4	1
Severity I	Criminal Recklessness (35-42-2-2)	2	0
Severity I	Dangerous Possession Of A Handgun (35-47-10-5)	1	0
Severity I	Dangerous Possession Of Firearm (35-47-10-5A)	4	0
Severity I	Possession Of A Machine Gun Or Bomb (35-47-5-8)	1	0
Severity I	Resisting Law Enforcement (35-44.1-3-1)	5	1
Severity I	Robbery (35-42-5-1)	3	0
Severity I	Robbery (Armed Or Bodily Injury) (35-42-5-1)	1	1
Severity I	Robbery (Serious Bodily Injury) (35-42-5-1)	1	0
Severity I	Strangulation (35-42-2-9)	1	0
Severity I	Theft Of A Firearm (35-43-4-2(a))	1	0
Severity II	Escape (35-44.1-3-4)	1	0
Severity II	Intimidation (35-45-2-1)	2	1
Severity II	Possession Of Knife On School Property (35-47-5-2.5)	1	0
Severity III	Burglary (35-43-2-1)	6	0
Severity III	Failure To Return To Lawful Detention (35-44.1-3-4(d))	1	0
Severity III	Unauthorized Entry Of Vehicle (35-43-4-2.7)	1	0
Severity IV	Illegal Consumption Of Alcohol Under 21 (7.1-5-7-7)	1	0
Severity IV	Possession Of Marijuana (35-48-4-11)	4	0
Severity IV	Probation Violation (002)	6	0
Severity IV	Runaway (31-6-4-1.3)	1	0
Severity IV	Viol Minors And Alcoholic Beverages (31-37-2-6)	1	0
Unknown	Auto Theft-Theft Of An Entire Motor Vehicle (35-43-4-2(a))	5	0
Unknown	Danger Poss Firearm Child Prev Conv/Adj (35-47-10-5)	1	0
Unknown	Disorderly Conduct (35-45-1-3)	1	0
Unknown	Domestic Battery (35-42-2-1.3(a)(1))	3	0
Unknown	Escape-Def Violates Home Detention Or Removes An Electronic Device (35-44.1-3-4(c))	2	0
Unknown	Mischief (35-43-1-2)	5	1
Unknown	Resisting Law Enforcement (35-44-3-3)	1	0
Unknown	Theft (35-43-4-2(a))	1	0
Unknown	Theft Of A Firearm (35-43-4-2(a))	1	0
Unknown	Theft, Receiving Stolen Property (35-43-4-2)	2	0
Unknown	Theft, Receiving Stolen Property (35-43-4-2)	4	1
Unknown	Theft-Use When Property Stolen Is A Firearm (35-43-4-2(a))	1	0

Total	-	76	6
-------	---	----	---

## Number of Juvenile Offenders by Most Serious Offense Committed to the Indiana Department of Correction

Table 35: Number of Juvenile Offenders by Most Serious Offense Committed to the Indiana Department of Correction

Offense Level	Primary Offense	Male	Female
Severity I	Battery (35-42-2-1)	3	1
Severity I	Criminal Recklessness (35-42-2-2)	1	0
Severity I	Dangerous Possession Of Firearm (35-47-10-5A)	3	0
Severity I	Resisting Law Enforcement (35-44.1-3-1)	3	0
Severity I	Robbery (35-42-5-1)	3	0
Severity I	Robbery (Armed Or Bodily Injury) (35-42-5-1)	1	1
Severity II	Escape (35-44.1-3-4)	1	0
Severity II	Intimidation (35-45-2-1)	0	1
Severity II	Possession Of Knife On School Property (35-47-5-2.5)	1	0
Severity III	Burglary (35-43-2-1)	2	0
Severity IV	Possession Of Marijuana (35-48-4-11)	1	0
Unknown	Auto Theft-Theft Of An Entire Motor Vehicle (35-43-4-2(a))	2	0
Unknown	Danger Poss Firearm Child Prev Conv/Adj (35-47-10-5)	1	0
Unknown	Domestic Battery (35-42-2-1.3(a)(1))	1	0
Unknown	Escape-Def Violates Home Detention Or Removes An Electronic Device (35-44.1-3-4(c))	1	0
Unknown	Theft,Receiving Stolen Property (35-43-4-2)	0	1
Unknown	NA	6	2
Total	-	30	6

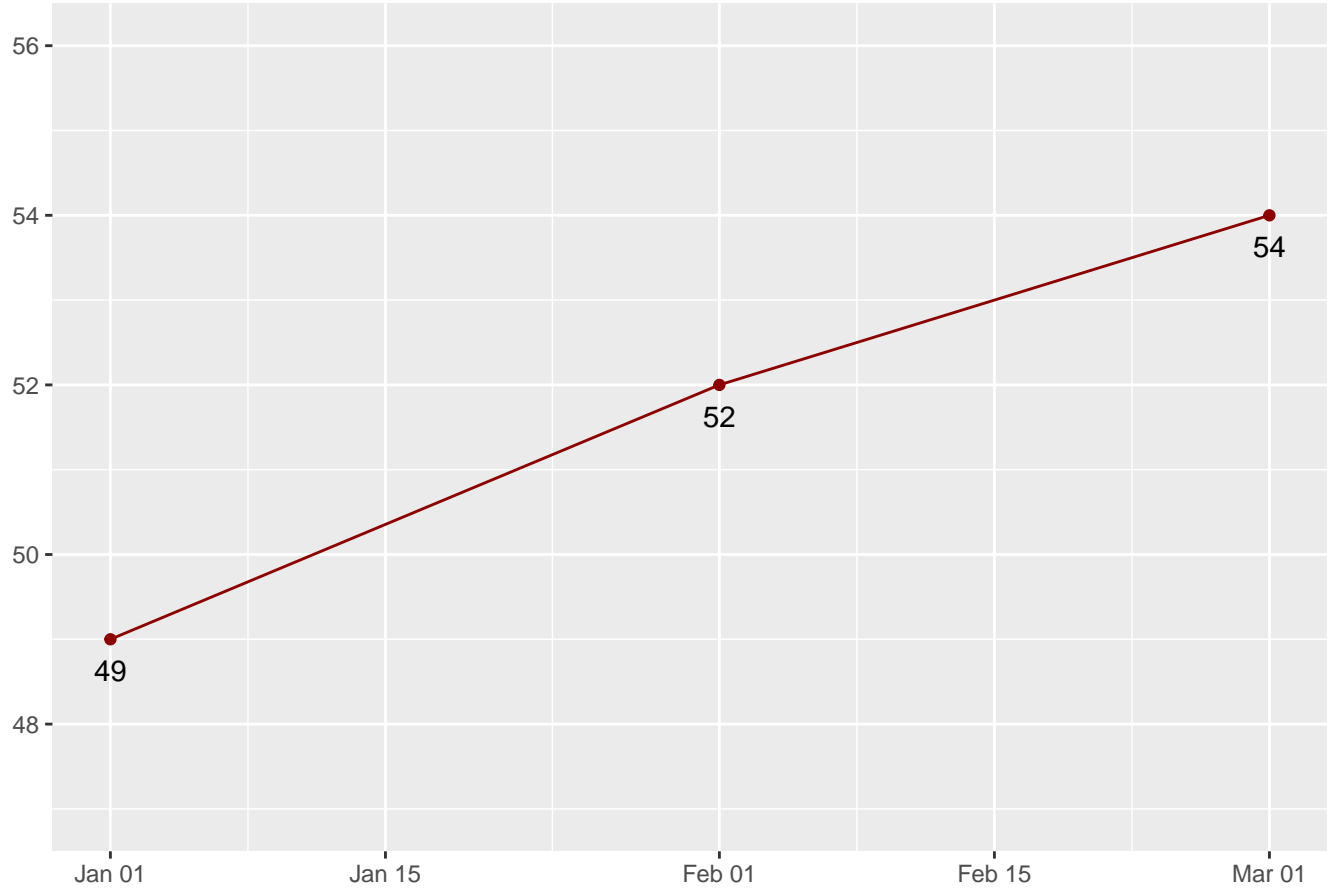
## Juvenile Female New Commitments

Table 36: Juvenile Female New Commitments

Date	GENDER	COUNT
2022-04-01	Female	3
2022-05-01	Female	7
2022-06-01	Female	3
2022-07-01	Female	1
2022-08-01	Female	4
2022-09-01	Female	4
2022-10-01	Female	4
2022-11-01	Female	3
2022-12-01	Female	7
2023-01-01	Female	1
2023-02-01	Female	6
2023-03-01	Female	7
2023-04-01	Female	11
2023-05-01	Female	7
2023-06-01	Female	10
2023-07-01	Female	5
2023-08-01	Female	2
2023-09-01	Female	1
2023-10-01	Female	3
2023-11-01	Female	8
2023-12-01	Female	4
2024-01-01	Female	1
2024-02-01	Female	4
2024-03-01	Female	8
2024-04-01	Female	7
2024-05-01	Female	5
2024-06-01	Female	7
2024-07-01	Female	4
2024-08-01	Female	7
2024-09-01	Female	5
2024-10-01	Female	8
2024-11-01	Female	5
2024-12-01	Female	5
2025-01-01	Female	6
2025-02-01	Female	8
2025-03-01	Female	6

Average Daily Juvenile Female Offender Population

Graph 6: Average Daily Juvenile Female Offender Population



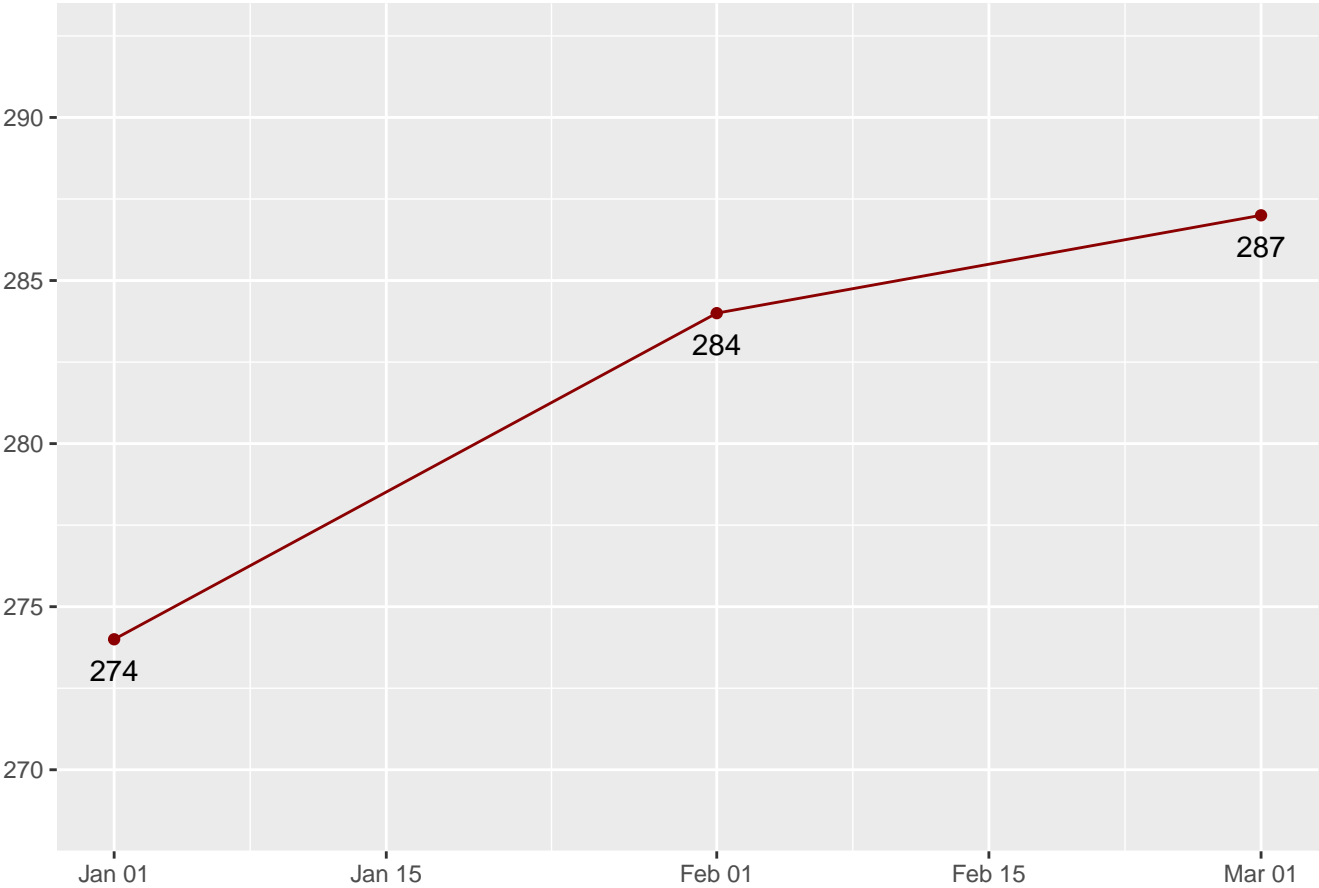
## Juvenile Male New Commitments

Table 37: Juvenile Male New Commitments

Date	GENDER	COUNT
2022-04-01	Male	25
2022-05-01	Male	23
2022-06-01	Male	34
2022-07-01	Male	24
2022-08-01	Male	24
2022-09-01	Male	26
2022-10-01	Male	22
2022-11-01	Male	26
2022-12-01	Male	24
2023-01-01	Male	25
2023-02-01	Male	26
2023-03-01	Male	35
2023-04-01	Male	42
2023-05-01	Male	30
2023-06-01	Male	27
2023-07-01	Male	19
2023-08-01	Male	25
2023-09-01	Male	26
2023-10-01	Male	18
2023-11-01	Male	29
2023-12-01	Male	26
2024-01-01	Male	25
2024-02-01	Male	21
2024-03-01	Male	34
2024-04-01	Male	27
2024-05-01	Male	24
2024-06-01	Male	31
2024-07-01	Male	29
2024-08-01	Male	23
2024-09-01	Male	20
2024-10-01	Male	18
2024-11-01	Male	25
2024-12-01	Male	24
2025-01-01	Male	17
2025-02-01	Male	35
2025-03-01	Male	30

Average Daily Juvenile Male Offender Population for 2025

Graph 7: Average Daily Juvenile Male Offender Population



## Juvenile Parole Caseload for February 2025

Table 38: Juvenile Male Parole District Caseload

Parole District	Parolee Count	Other Jurisdiction	Interstate Compact
PD1	3	0	0
PD2	17	0	0
PD3	5	0	0
PD4	2	2	0
PD5	1	1	0
PD6	2	0	0
PD8	3	0	0
PD9	2	3	0
PD10	2	0	0
PD Totals	37	6	0

Table 39: Juvenile Female Parole District Caseload

Parole District	Parolee Count	Other Jurisdiction	Interstate Compact
PD8	0	1	0
PD9	1	1	0
PD Totals	1	2	0

Table 40: Juvenile Parole Caseload

Date	Male Parolee	Female Parolee	Other Jurisdiction Male	Interstate Male	Other Jurisdiction Female	Interstate Female
2024-04-01	39	4	2	0	1	0
2024-05-01	39	4	2	0	1	0
2024-06-01	29	2	4	0	0	0
2024-07-01	26	1	2	0	0	0
2024-08-01	31	3	2	0	0	0
2024-09-01	29	2	2	0	0	0
2024-10-01	36	1	1	0	0	0
2024-11-01	37	3	1	0	0	0
2024-12-01	41	3	3	0	1	0
2025-01-01	41	3	4	0	2	0
2025-02-01	38	1	5	0	2	0
2025-03-01	37	1	6	0	2	0



**Indiana Department of Correction  
Indiana Government Center South, Room E334  
302 W. Washington Street  
Indianapolis, IN 46204**

**Prepared by:  
Philip Kranyak  
Operations Analyst  
pkranyak@idoc.in.gov**

**This report and previous reports may be found at:**

**<http://www.in.gov/idoc/2376.htm>**





The Indiana Department of Correction advances public safety and successful re-entry through dynamic supervision, programming, and partnerships.