


Indiana Department of Correction

Division of Data Science and Analytics



Offender Population Statistical Report

- JULY 2022 -

Rob Carter, Commissioner

**Indiana Department of Correction
Indiana Government Center South, Room E334
302 W. Washington Street
Indianapolis, IN 46204**

**Prepared by:
Scott Haskett, Data Analyst
CHaskett2@idoc.in.gov**

This report and previous reports may be found at:

<http://www.in.gov/idoc/2376.htm>



Definitions

For this report, the following definitions apply:

Admission – The means by which an offender enters the custody or jurisdiction of the Indiana Department of Correction. For this report, except for the return of an escapee, this does not include a return from a temporary absence.

Average Daily Population – The sum of the daily beginning counts for a month, divided by that month's number of daily beginning counts.

Beginning Count – The number of offenders physically present at the beginning of the day (ie, 0000:01 hours).

Class A Felony – An offense whereby a person convicted of this felony shall be imprisoned for a fixed term of thirty years, with not more than twenty years added for aggravating circumstances, or not more than ten years subtracted for mitigating circumstances.

Class B Felony – An offense whereby a person convicted of this felony shall be imprisoned for a fixed term of ten years, with not more than ten years added for aggravating circumstances, or not more than four years subtracted for mitigating circumstances.

Class C Felony – An offense whereby a person convicted of this felony shall be imprisoned for a fixed term of four years, with not more than four years added for aggravating circumstances, or not more than two years subtracted for mitigating circumstances.

Class D Felony – An offense whereby a person convicted of this felony shall be imprisoned for a fixed term of one and one-half years, with not more than one and one-half years added for aggravating circumstances, or not more than one year subtracted for mitigating circumstances.

Class 1 Felony – An offense whereby a person convicted of this felony shall be imprisoned with a sentence range of 20-40 years, with not more than twenty years added as a habitual offender enhancement.

Class 2 Felony – An offense whereby a person convicted of this felony shall be imprisoned with a sentence range of 10-30 years, with not more than twenty years added as a habitual offender enhancement.

Class 3 Felony – An offense whereby a person convicted of this felony shall be imprisoned with a sentence range of 3-16 years, with not more than twenty years added as a habitual offender enhancement.

Class 4 Felony – An offense whereby a person convicted of this felony shall be imprisoned with a sentence range of 2-12 years, with not more than twenty years added as a habitual offender enhancement.

Class 5 Felony – An offense whereby a person convicted of this felony shall be imprisoned with a sentence range of 1-6 years, with not more than six years added as a habitual offender enhancement.

Class 6 Felony – An offense whereby a person convicted of this felony shall be imprisoned with a sentence range of 0.5-2.5 years, with not more than six years added as a habitual offender enhancement.

Contracted Beds - Those offenders who have been committed to the Indiana Department of Correction but are housed in a local work release facility under contract of a 3rd party provider.

County Jail "Back-ups" (Jail Bed Count) – Those offenders who have been committed to the Indiana Department of Correction but are housed in a county jail until they can be transferred to a Department of Correction intake facility. The county receives \$35.00 per day, per offender, to house these offenders.

Ending Count – The number of offenders physically present at the end of the day (i.e., 2400:00 hours).

Felon – A person convicted in any jurisdiction who might have been imprisoned for more than one year.

Murder - An offense whereby a person convicted of this felony shall be imprisoned for a fixed term of fifty-five years, with not more than ten years added for aggravating circumstances, or not more than ten years subtracted for mitigating circumstances.

Definitions Continued

Operational Capacity – The total bed capacity of the facility. The capacity of a facility is the number of beds authorized for safe and efficient operation of the facility.

Pre-Dispositional – An individual ordered by the Court to the Indiana Department of Correction for evaluation prior to sentencing.

Release – The means by which an offender leaves the custody or jurisdiction of the Indiana Department of Correction. For this report, except for an escape, this does not include a temporary absence.

Safekeeper – An individual whom the Court has determined to be in imminent danger of serious bodily injury or death, or who represents a substantial threat to the safety of others, and whom the Court has ordered to the Indiana Department of Correction for custody and security control.

Maximum Level Facilities – Maximum security facilities have very restrictive security measures and housing is celled space.

Medium Level Facilities – Medium security facilities have moderate degree of security measures and housing consists of dormitories and celled space.

Minimum Level Facilities – Minimum Security Facilities have the least restrictive security measures and housing is dormitory style. Also included as minimum security are work release program offenders who leave the facility for outside employment but return nightly.

Intake Facilities – Intake facilities are designated to receive newly committed adult offenders. During the intake process each offender is evaluated through interviews, reports and diagnostic tests. This evaluation forms the basis of the offenders' facility and program assignment.

Secure Housing Units – Denotes maximum control with the most restrictive security measures in place.

Vacancy – The number of beds available for assignment.

Juvenile Diagnostic/Walkthrough – A Juvenile court can order a youth to the Department of Correction to be temporarily committed for not more than 14 days (excluding Saturdays, Sundays, and Legal holidays) for the purpose of an evaluation. The youth must be adjudicated delinquent, and the order must be prior to disposition. The department will send a report to the court of the written findings.

Indiana Department of Correction Population Summary

- There were 21,199 adult male offenders (including 418 county jail “back-ups” and 42 in contracted beds) on August 01, 2022. This population is 9% below operational bed capacity for general population.
- There were 2,163 adult female offenders (including 42 county jail “back-ups” and 42 in contracted beds) on August 01, 2022. This population is 20% below the operational bed capacity.
- There were 279 juvenile male offenders in the Department’s facilities on August 01, 2022. This population is 49% below the operational bed capacity.
- There were 35 juvenile female offenders in the Department’s facilities on August 01, 2022. This population is 44% below the operational bed capacity.
- There were 5,642 adult males on parole in Indiana (5,138 Indiana parolees and 504 other jurisdiction parolees) on August 01, 2022.
- There were 577 adult females on parole in Indiana (503 Indiana parolees and 74 other jurisdiction parolees) on August 01, 2022.
- There were 592 adults admitted to IDOC (507 males and 85 females) and 843 adults released from IDOC (724 males and 119 females) in July 2022.
- There were 25 juveniles admitted to IDOC (24 males and 1 female) and 29 juveniles released from IDOC (25 males and 4 females) in July 2022.

**Indiana Department of Correction
Human Resource Report**

July 31, 2022

ADULT FACILITIES

Facility	Total Staff*	Custody Staff	Non-Custody	Vacancies	Hires - Rehires	Retired - Terminated	Inter-Agency		Contract/Vendor		
							In	Out	Aramark	Health	Education
Branchville Correctional Facility	234	159	75	40	4	5	1	0	5	39	3
Chain O'Lakes Correctional Facility	30	24	6	3	1	0	0	0	5	3	0
Correctional Industrial Facility	232	165	67	136	6	10	0	0	11	41	2
Edinburgh Correctional Facility	68	52	16	6	0	2	0	0	6	8	1
Indiana State Prison/Lakeside	401	307	94	169	8	24	0	0	16	59	2
Indiana Women's Prison	176	129	47	17	6	2	0	0	8	51	3
Madison Correctional Facility	195	136	59	20	8	7	0	0	9	35	1
Miami Correctional Facility	323	218	105	261	10	18	2	1	19	60	4
New Castle Correctional Facility**	223	150	73	162	0	0	0	0	24	94	6
Pendleton Correctional Facility	337	218	119	184	16	10	2	0	16	71	0
Plainfield Correctional Facility	317	233	84	79	13	11	0	0	25	68	2
Putnamville Correctional Facility	352	245	107	171	11	11	2	1	18	61	6
Reception-Diagnostic Center	203	154	49	44	2	5	0	0	0	49	0
Rockville Correctional Facility	220	156	64	46	5	4	1	1	13	57	3
South Bend Comm. Re-Entry Center	41	27	14	1	1	1	0	0	5	3	0
Heritage Trail DOC Staff	20	0	20	5	0	0	0	0	0	21	2
Heritage Trail GEO Staff**	52	24	28	30	0	0	0	0	0	21	0
Wabash Valley Correctional Facility	547	429	118	100	8	9	0	0	19	71	3
Westville Correctional Facility	583	439	144	187	22	21	0	0	19	79	5
Total	4,554	3,265	1,289	1,661	121	140	8	3	218	891	43

JUVENILE FACILITIES

Facility	Total Staff*	Custody Staff	Non-Custody	Vacancies	Hires - Rehires	Retired - Terminated	Inter-Agency		Contract/Vendor		
							In	Out	Aramark	Health	Education
Camp Summit	56	40	16	8	2	4	0	0	4	9	4
Logansport Intake/North Central	150	95	55	37	2	6	0	0	8	19	12
Pendleton Juvenile Correctional	199	130	69	94	4	9	0	0	10	21	22
Total	405	265	140	139	8	19	0	0	22	49	38

ADMINISTRATIVE

Central Office***	Total	773	181	592	78	1	7	2	2	0	56	2
-------------------	--------------	------------	------------	------------	-----------	----------	----------	----------	----------	----------	-----------	----------

TOTALS

STATE EMPLOYEE TOTAL	5,457	3,537	1,920	1,686	130	166	10	5	0	0	0
CONTRACT EMPLOYEE TOTAL	1,594	174	1,420	192	0	0	0	0	240	996	83
GRAND TOTAL	7,051	3,711	3,340	1,878	130	166	10	5	240	996	83

**** Hires/Rehires, Retired/Terminated, and Inter-Agency columns are using previous month's numbers due to data not being available at time of report.

* Total Active Staff does not include those on disability, suspension, or leave with pay.

** New Castle Correctional Facility and Heritage Trail are privately contracted institutions. Their hire/rehire and termination/reitre data is not provided to DOC.

*** Includes Technology Services Division, PEN Products, Staff Development and Training, and the Parole Division (counted as Custody Staff)

Note: Total staff, custody staff, non-custody staff, and vacancy data are as of the end of the month.

Hires and re-hires, retirements and terminations, intra-agency transfer in and transfer out are the total number of actions for the month.

Source: DOC Human Resource



Offender Statistics



Indiana Department of Correction
Table 1
Offender Population & Vacancy Numbers, by Facility Security Level
August 1, 2022

Minimum Security - Adult MALE

	July Ending Count	General Population Vacancies	Programs & Treatment Vacancies	Restricted Housing & Infirmery Vacancies	Down Beds	Held Beds
Chain O'Lakes	90	12	0	0	0	0
Edinburgh	254	90	0	0	0	0
Miami - MCA	92	111	0	0	0	1
New Castle - NCA	138	66	0	0	0	0
Pendleton - IRO	0	0	0	0	220	0
Westville - WCA	294	54	25	0	5	1
Wabash Valley - WVA	168	30	0	0	0	0
Total	1,036	363	25	0	225	2

Re-Entry & Work Release - Adult MALE

Bartholomew Co. Re-Entry	1	19	0	0	0	0
Chain O'Lakes Re-Entry	29	9	0	0	0	0
Lake Co. Re-Entry/M	0	10	0	0	0	0
South Bend Re-Entry	174	26	0	0	0	1
VOA/Hope Hall Re-Entry	13	27	0	0	0	0
Starke Co. PI - TC	28	0	20	0	0	0
Total	245	91	20	0	0	1

Medium Security - Adult MALE

	July Ending Count	General Population Vacancies	Programs & Treatment Vacancies	Restricted Housing & Infirmery Vacancies	Down Beds	Held Beds
Branchville	1,032	313	180	8	0	0
Correctional Industrial	1,190	51	28	1	220	5
Indiana State Prison ISO	302	83	0	0	0	0
Plainfield	1,425	69	24	59	55	1
Putnamville	1,830	179	154	34	321	1
Heritage Trail	899	11	0	0	48	6
Westville	2,304	338	109	46	96	20
New Castle	2,316	23	40	32	8	12
Total	11,298	1,067	535	180	748	45

Table 1 (Cont.)

Maximum Security - Adult MALE						
	July	General	Programs &	Restricted		
	Ending	Population	Treatment	Infirmary	Down	Held
	Count	Vacancies	Vacancies	Vacancies	Beds	Beds
Miami	1,545	66	23	13	1,332	5
Indiana State Prison	1,969	32	21	10	28	17
Pendleton	1,330	24	13	11	87	9
Pendleton Treatment Unit	174	0	76	0	9	1
ISR Secure Housing Unit	48	0	0	18	2	1
New Castle Annex	308	95	0	76	7	0
New Castle Mental Health	116	0	10	0	2	0
WCU Secure Housing Unit	133	0	0	3	1	1
Wabash Valley	1,704	25	35	23	4	8
WVS Secure Housing Unit	187	0	0	16	12	1
Reception Diag. Center	688	16	0	0	16	0
Total	8,202	258	178	170	1,500	43

Minimum Security & Re-Entry - Adult FEMALE						
	July	General	Programs &	Restricted		
	Ending	Population	Treatment	Infirmary	Down	Held
	Count	Vacancies	Vacancies	Vacancies	Beds	Beds
Madison	598	250	0	0	0	0
Jefferson Co. Re-Entry	78	4	0	0	0	0
Crane House	42	3	0	0	0	0
Total	718	257	0	0	0	0

Medium Security - Adult FEMALE						
Rockville	779	171	110	17	129	0
Total	779	171	110	17	129	0

Maximum Security - Adult FEMALE						
Women's Prison	463	158	97	3	3	3
Rockville Intake	161	51	0	0	0	0
Total	624	209	97	3	3	3

JAIL BED COUNT						
Adult Male	418	N/A	N/A	N/A	N/A	N/A
Adult Female	42	N/A	N/A	N/A	N/A	N/A
Total	460					

Table 1 (Cont.)

JUVENILE OFFENDERS

Juvenile Male

	July Ending Count	General Population Vacancies	Programs & Treatment Vacancies	Restricted Housing & Infirmery Vacancies	Down Beds	Held Beds
North Central Juvenile Correctional Facility	124	50	0	0	0	0
Pendleton Juvenile Correctional Facility	155	216	0	8	0	12
Total	279	266	0	8	0	12

Juvenile Female

LaPorte Juvenile Correctional Facility	35	27	0	0	0	0
--	----	----	---	---	---	---

TOTALS

	July Ending Count	General Population Vacancies	Programs & Treatment Vacancies	Restricted Housing & Infirmery Vacancies	Down Beds	Held Beds
GRAND TOTAL FOR ALL ADULT MALES (Includes Jail Bed Count and Contracted Beds)	21,199	1,779	758	350	2,473	91
TOTAL FOR ADULT MALES IDOC FACILITIES ONLY	20,739	1,723	738	350	2,473	91
GRAND TOTAL FOR ALL ADULT FEMALES (Includes Jail Bed Count and Contracted Beds)	2,163	637	207	20	132	3
TOTAL FOR ADULT FEMALES IDOC FACILITIES ONLY	2,079	630	207	20	132	3
TOTAL FOR JUVENILE MALES	279	266	0	8	0	12
TOTAL FOR JUVENILE FEMALES	35	27	0	0	0	0
GRAND TOTAL FOR THE DEPARTMENT (Includes Jail Bed Count and Contracted Beds)	23,676	2,709	965	378	2,605	106
GRAND TOTAL FOR THE DEPARTMENT (Excludes Jail Bed Count and Contracted Beds)	23,132	2,646	945	378	2,605	106

Sources: Planning Division Facility Body Count Report
 Planning Division Juvenile Daily Count Report
 OIS - Jail Bed Count
 Operational Support Services - Vacancy Report

Indiana Department of Correction
Table 2
Operational Capacity Compared to Population, by Facility
August 1, 2022

Minimum Security - Adult MALE					
	June	July	July	July	Percent +/-
	Operational	Operational	Adjusted	Ending	Capacity
	Capacity	Capacity	Operational	Count	
			Capacity*		
Chain O'Lakes	102	102	102	90	-12%
Edinburgh	344	344	344	254	-26%
Miami - MCA	204	204	203	92	-55%
New Castle - NCA	204	204	204	138	-32%
Pendleton - IRO	220	220	220	0	-100%
Westville - WCA	379	379	348	294	-16%
Wabash Valley - WVA	<u>198</u>	<u>198</u>	<u>198</u>	168	<u>-15%</u>
Total	1,651	1,651	1,619	1,036	-36%

Re-Entry & Work Release - Adult MALE					
Bartholomew Co. Re-Entry	20	20	40	1	-98%
Chain O'Lakes Re-Entry	38	38	38	29	-24%
Lake Co. Re-Entry/M	10	10	10	0	-100%
South Bend Re-Entry	201	201	200	174	-13%
VOA/Hope Hall Re-Entry	40	40	40	13	-68%
Starke Co. PI - TC	<u>48</u>	<u>48</u>	28	28	0%
Total	357	357	356	245	-31%

Medium Security - Adult MALE					
Branchville	1,533	1,533	1,345	1,032	-23%
Correctional Industrial	1,495	1,495	1,241	1,190	-4%
Indiana State Prison ISO	385	385	385	302	-22%
Plainfield	1,633	1,633	1,494	1,425	-5%
Putnamville	2,519	2,519	2,009	1,830	-9%
Heritage Trail	964	964	910	899	-1%
Westville	2,913	2,913	2,642	2,304	-13%
New Castle	2,431	2,431	2,339	2,316	-1%
Total	13,873	13,873	12,365	11,298	-9%

Table 2 (Cont.)

Maximum Security - Adult MALE					
	June	July	July	July	Percent +/-
	Operational	Operational	Adjusted	Ending	Capacity
	Capacity	Capacity	Operational	Count	
			Capacity*		
Miami	2,984	2,984	1,611	1,545	-4%
Indiana State Prison	2,077	2,077	1,988	1,969	-1%
Pendleton	1,474	1,474	1,354	1,330	-2%
Pendleton Treatment Unit	260	260	174	174	0%
ISR Secure Housing Unit	69	69	48	48	0%
New Castle Annex	486	486	403	308	-24%
New Castle Mental Health	128	128	116	116	0%
WCU Secure Housing Unit	138	138	133	133	0%
Wabash Valley	1,802	1,802	1,729	1,704	-1%
WVS Secure Housing Unit	216	216	187	187	0%
Reception Diag. Center	<u>727</u>	<u>720</u>	<u>688</u>	688	<u>0%</u>
Total	10,361	10,354	8,431	8,202	-3%

Minumum Security & Re-Entry - Adult FEMALE					
Madison	848	848	848	598	-29%
Jefferson Co. Re-Entry	82	82	82	78	-5%
Crane House	45	45	45	42	-7%
Total	975	975	975	718	-26%

Medium Security - Adult FEMALE					
Rockville	<u>1,206</u>	<u>1,206</u>	<u>950</u>	<u>779</u>	-18%
Total	1,206	1,206	950	779	-18%

Maximum Security - Adult FEMALE					
Women's Prison	727	727	589	463	-21%
Rockville Intake	<u>212</u>	<u>212</u>	<u>161</u>	161	<u>0%</u>
Total	939	939	750	624	-17%

JAIL BED COUNT**					
Adult Male	576	418	418	418	0%
Adult Female	80	<u>42</u>	<u>42</u>	<u>42</u>	<u>0%</u>
Total	656	460	460	460	0%

JUVENILE OFFENDERS					
	Juvenile Male				
North Central Juvenile Correctional Facility	174	174	174	124	-29%
Pendleton Juvenile Correctional Facility	<u>391</u>	<u>391</u>	<u>371</u>	<u>155</u>	<u>-58%</u>
Total	565	565	545	279	-49%

Table 2 (Cont.)

Juvenile Female

	June Operational Capacity	July Operational Capacity	July Adjusted Operational Capacity*	July Ending Count	Percent +/- Capacity
LaPorte Juvenile Correctional Facility	62	62	62	35	-44%

TOTALS					
	June Operational Capacity	July Operational Capacity	July Adjusted Operational Capacity*	July Ending Count	Percent +/- Capacity
GRAND TOTAL FOR ALL ADULT MALES (Includes Jail Bed Count and Contracted Beds)	26,818	26,653	23,189	21,199	-9%
TOTAL FOR ADULT MALES IDOC FACILITIES ONLY	26,124	26,117	22,653	20,739	-8%
GRAND TOTAL FOR ALL ADULT FEMALES (Includes Jail Bed Count and Contracted Beds)	3,200	3,162	2,717	2,163	-20%
TOTAL FOR ADULT FEMALES IDOC FACILITIES ONLY	3,075	3,075	2,630	2,079	-21%
TOTAL FOR JUVENILE MALES	565	565	545	279	-49%
TOTAL FOR JUVENILE FEMALES	62	62	62	35	-44%
GRAND TOTAL FOR THE DEPARTMENT (Includes Jail Bed Count** and Contracted Beds)	30,645	30,442	26,513	23,676	-11%
GRAND TOTAL FOR THE DEPARTMENT (Excludes Jail Bed Count and Contracted Beds)	29,826	29,819	25,890	23,132	-11%

*Adjusted Operational Capacity includes Intake Beds and excludes Down, Held, and Segregation/Infirmary, and Program/Treatment Hold Beds.

**Jail Bed Counts - IDOC offender Jail Bed holding is demand-based, therefore Jail Bed Percent Capacity is always 0%. Jail Bed Operational Capacity is determined by each county's availability and fluctuates from month to month.

Sources: Planning Division Facility Body Count Report
 Planning Division Juvenile Daily Count Report
 OIS - Jail Bed Count
 Operational Support Services - Vacancy Report

Indiana Department of Correction
Table 3
Facility Population on the First Day of Each Month
(Excludes County Jail "Back-ups" & Contracted Beds)

	Adult	Adult	Juvenile	Juvenile	
<u>2021</u>	<u>Male</u>	<u>Female</u>	<u>Male</u>	<u>Female</u>	<u>Total</u>
January	21,465	2,161	223	36	23,885
February	21,448	2,197	207	37	23,889
March	21,442	2,176	208	36	23,862
April	21,472	2,179	223	34	23,908
May	21,310	2,127	222	30	23,689
June	21,278	2,123	230	32	23,663
July	21,234	2,120	228	33	23,615
August	21,234	2,094	235	32	23,595
September	21,166	2,105	226	36	23,533
October	21,159	2,079	243	38	23,519
November	21,096	2,050	234	38	23,418
December	20,886	2,054	239	36	23,215
<u>2022</u>	<u>Adult</u>	<u>Adult</u>	<u>Juvenile</u>	<u>Juvenile</u>	<u>Total</u>
	<u>Male</u>	<u>Female</u>	<u>Male</u>	<u>Female</u>	
January	20,752	2,067	241	37	23,097
February	20,530	2,002	248	37	22,817
March	20,537	2,044	251	39	22,871
April	20,685	2,093	273	38	23,089
May	20,796	2,103	270	35	23,204
June	20,667	2,074	271	41	23,053
July	20,720	2,067	280	38	23,105
August	20,739	2,079	279	35	23,132

Source: Research Division Juvenile Daily Count Report

Indiana Department of Correction
Table 4
Parole Caseload on August 4th, 2022

<u>Parole District</u>	Indiana Parolees		Other Jurisdiction		<u>Total</u>
	<u>Adult Male</u>	<u>Adult Female</u>	<u>Adult Male</u>	<u>Adult Female</u>	
<i>Interstate Compact (PD0)*</i>	275	18	504	74	871
	<u>District Supervision Breakdown as follows:</u>				
Re-Entry Parole (PD1)	290	35	34	4	363
Fort Wayne (PD2)	651	69	44	7	771
Indianapolis (PD3)	1026	68	82	11	1,187
Evansville (P4A)	462	44	41	9	556
Terre Haute (P4B)	438	53	24	9	524
Bloomington (PD5)	319	37	34	7	397
Gary (PD6)	392	28	91	7	518
New Castle (PD7)	628	83	52	6	769
South Bend (PD8)	635	50	58	4	747
Madison (PD9)	297	36	44	10	387
Total	5,413	521	504	74	6,512

Total Parole Population on the First Day of Each Month

<u>Calendar Year 2022</u>	Indiana Parolees		Other Jurisdiction		<u>Total</u>
	<u>Adult Male</u>	<u>Adult Female</u>	<u>Adult Male</u>	<u>Adult Female</u>	
January	5,230	511	520	63	6,324
February	5,244	505	516	64	6,329
March	5,256	504	510	63	6,333
April	5,284	508	502	69	6,363
May	5,326	499	498	70	6,393
June	5,376	522	506	73	6,477
July	5,413	521	504	74	6,512

* Includes Indiana parolees who are serving their parole in another state, as well as offenders from other States being supervised in Indiana (Interstate Compact)

Sources: Juvenile Services
Parole Division



Adult Offender Statistics



Indiana Department of Correction
Table 5
Monthly Admissions and Releases- Adult Offenders
(Includes County Jail "Back-ups" & Contracted Beds)
July 2022

Admissions	Male	Female	Total
New Commitments	236	42	278
Parole Violators - New Commits	16	1	17
Parole Violators - Technical	71	6	77
Unsentenced (Safekeepers)	1	1	2
Return from Esc - Sec/NonSec Facility	0	0	0
Return from Escape - Non-Secure Facility	0	0	0
Return from Escape - CTP Absconds	0	0	0
Court Supervision Violators - New Commits	55	7	62
Court Supervision Violators - Technical	123	28	151
Return from CTP - New Commits	0	0	0
Return from CTP - Technical	5	0	5
Unknown (Missing Data)	0	0	0
Total Admissions	507	85	592

Releases	Male	Female	Total
Parole	363	49	412
Probation	219	53	272
Escape Secure Facility	0	0	0
Walk-Away - Non-Secure Facility	0	0	0
Discharged	79	8	87
Unsentenced Discharged	3	0	3
Other (i.e. Death)	10	1	11
Community Transition Program (CTP)	50	8	58
CTP Absconds	0	0	0
Unknown (Missing Data)	0	0	0
Total Releases	724	119	843

Of the 236 new commitments of male felons, 107 (45.3%) had a prior commitment.

Of the 42 new commitments of female felons, 14 (33.3%) had a prior commitment.

Effective July 1, 1998, misdemeanants are to be committed to DOC only under special circumstances (IC 11-12-6)

Sources: SAS-prsadm8.pgm, SAS - prisrel8.pgm

Indiana Department of Correction
Table 6
New Admissions by County of Commitment - Adult Offenders

July 2022

County	Felony Level												Total	County	Felony Level												Total
	Murder	FA	FB	FC	FD	F1	F2	F3	F4	F5	F6	Other*			Murder	FA	FB	FC	FD	F1	F2	F3	F4	F5	F6	Other*	
Adams	0	0	0	0	0	0	0	0	0	0	0	0	0	Madison	1	0	3	0	0	0	0	3	3	7	13	0	30
Allen	3	0	1	1	0	0	0	8	9	15	8	0	45	Marion	0	1	3	0	0	3	10	11	30	50	1	0	109
Bartholomew	0	0	0	0	0	0	0	1	0	2	0	0	3	Marshall	0	0	0	0	0	0	0	0	0	0	0	0	0
Benton	0	0	0	0	0	0	0	0	0	0	0	0	0	Martin	0	0	0	0	0	0	0	0	0	0	0	0	0
Blackford	0	0	0	0	0	0	0	1	0	0	0	0	1	Miami	0	0	0	0	0	0	0	0	0	0	0	0	0
Boone	0	0	0	0	0	0	1	1	1	1	1	0	5	Monroe	0	0	1	0	0	0	0	0	0	1	1	0	3
Brown	0	0	0	0	0	0	0	0	0	0	1	0	1	Montgomery	0	0	0	0	0	0	0	2	2	0	0	0	4
Carroll	0	0	0	0	0	0	0	0	0	0	0	0	0	Morgan	0	0	0	1	0	0	1	0	2	1	0	0	5
Cass	0	0	0	0	0	0	1	2	0	5	1	0	3	Newton	0	0	0	0	0	0	0	0	0	1	0	0	1
Clark	0	0	0	0	0	0	0	0	1	1	1	0	3	Noble	0	0	0	0	0	0	0	0	1	2	0	0	3
Clay	0	0	0	0	0	0	0	0	1	0	0	0	1	Ohio	0	0	0	0	0	0	0	0	0	0	0	0	0
Clinton	0	0	0	0	0	0	1	1	0	0	1	0	3	Orange	0	0	0	0	0	0	0	0	0	0	0	0	0
Crawford	0	0	0	0	0	0	0	0	0	0	0	0	0	Owen	0	0	0	0	0	0	0	0	2	0	0	0	2
Daviess	0	0	0	0	0	0	1	0	1	0	0	0	2	Parke	0	0	0	0	0	0	0	2	0	0	0	0	2
Dearborn	0	0	0	0	0	0	1	2	0	1	0	0	4	Perry	0	0	0	0	0	0	0	0	1	1	0	0	2
Decatur	0	0	0	0	0	0	0	0	0	2	3	0	5	Pike	0	0	0	0	0	0	0	0	0	0	0	0	0
DeKalb	0	0	0	0	0	0	0	0	0	0	1	0	1	Porter	0	0	0	0	0	0	0	0	0	4	0	0	4
Delaware	0	0	0	0	0	1	0	2	0	2	0	0	5	Posey	0	0	0	0	0	0	0	0	0	3	0	0	3
Dubois	0	0	0	0	0	0	1	1	1	2	2	0	7	Pulaski	0	0	0	0	0	0	0	0	0	0	0	0	0
Elkhart	1	2	0	0	0	0	3	3	3	6	0	0	18	Putnam	0	0	0	0	0	0	0	0	0	0	0	0	0
Fayette	0	0	0	0	0	0	0	1	0	0	1	0	2	Randolph	0	0	0	0	0	0	0	0	0	0	0	0	0
Floyd	0	0	0	0	0	0	1	2	1	0	0	0	4	Ripley	0	0	0	0	0	0	0	0	0	2	3	0	5
Fountain	0	0	0	0	0	0	0	0	0	0	0	0	0	Rush	0	0	0	0	0	0	0	0	0	0	0	0	0
Franklin	0	0	0	0	0	0	0	0	0	0	1	0	1	St. Joseph	2	0	0	0	0	0	0	3	0	5	1	0	11
Fulton	0	0	0	0	0	0	0	0	0	1	0	0	1	Scott	0	0	0	0	1	0	0	1	1	3	1	0	7
Gibson	0	0	0	0	0	0	0	0	0	2	0	0	2	Shelby	0	0	0	0	0	0	0	0	1	3	0	0	4
Grant	0	0	0	0	0	0	1	1	0	1	0	0	3	Spencer	0	0	0	0	0	0	0	0	0	1	0	0	1
Greene	0	0	0	0	0	0	1	0	0	1	0	0	2	Starke	0	0	0	0	0	0	0	0	0	0	0	0	0
Hamilton	0	0	0	0	0	0	3	3	1	4	1	0	12	Steuben	0	0	0	0	0	0	0	0	1	1	0	0	2
Hancock	0	0	0	0	0	0	1	0	1	2	0	0	4	Sullivan	0	0	0	0	0	0	0	0	0	0	0	0	0
Harrison	0	0	0	0	0	0	0	0	0	0	0	0	0	Switzerland	0	0	0	0	0	0	0	0	0	2	0	0	2
Hendricks	0	0	0	0	0	0	2	1	2	2	1	0	8	Tippecanoe	0	0	0	0	0	0	0	3	4	6	3	0	16
Henry	0	0	0	0	0	0	1	0	0	1	0	0	2	Tipton	0	0	0	0	0	0	1	0	0	0	0	0	1
Howard	0	0	0	0	0	0	0	0	0	1	0	0	1	Union	0	0	0	0	0	0	0	0	1	1	0	0	2
Huntington	0	0	0	0	0	0	0	1	1	2	0	0	4	Vanderburgh	0	0	0	0	0	1	3	0	2	6	4	0	16
Jackson	0	0	0	0	0	0	0	0	1	3	0	0	4	Vermillion	0	0	0	0	0	0	0	0	0	0	0	0	0
Jasper	0	0	0	0	0	0	0	0	0	2	0	0	2	Vigo	0	0	0	0	0	0	4	3	1	1	0	0	9
Jay	1	0	0	0	0	0	1	0	1	1	0	0	4	Wabash	0	0	0	0	0	0	0	0	2	3	1	0	6
Jefferson	0	0	0	0	0	0	0	2	5	6	0	0	13	Warren	0	0	0	0	1	0	0	0	0	0	0	0	1
Jennings	0	0	0	0	0	0	0	0	2	0	1	0	3	Warrick	0	0	0	0	0	0	0	0	0	0	0	0	0
Johnson	0	0	0	0	0	1	0	3	4	2	0	0	10	Washington	0	0	0	0	0	0	0	0	1	0	0	0	1
Knox	0	0	0	0	0	0	0	0	0	1	0	0	1	Wayne	1	0	0	0	0	0	0	1	0	2	0	0	4
Kosciusko	0	0	0	0	0	0	0	1	3	1	0	0	5	Wells	0	0	0	0	1	0	0	0	0	2	0	0	3
LaGrange	0	0	0	0	0	0	0	0	0	1	1	0	2	White	0	0	0	0	0	0	0	0	0	0	0	0	0
Lake	1	0	0	0	0	0	0	2	1	6	1	0	11	Whitley	0	0	0	0	0	0	0	0	1	3	0	0	4
LaPorte	0	0	0	0	0	1	0	0	2	2	0	0	5	Unknown	0	0	0	0	0	0	0	0	0	0	0	0	0
Lawrence	0	0	1	0	0	0	0	0	1	2	5	0	9	Totals	10	3	9	2	3	7	39	68	99	192	59	0	491

Data based on Most Serious Offense and includes only New- and Reccommitments.
Parole violators are not included.
*"Other" may include missing, habitual offense, contempt of court, or misdemeanor.
***"Unknown" represents offenders who were sentenced to DOC, but County of Commitment data was unavailable.
Source: Prsadm7.pgm

Indiana Department of Correction

Table 7

Release Type by County of Commitment - Adult Offenders

July 2022

County	Release Type				Total	County	Release Type				Total
	Parole	Probation	Discharged	CTP			Parole	Probation	Discharged	CTP	
Adams	2	0	0	1	3	Madison	20	9	6	2	37
Allen	21	25	5	7	58	Marion	89	60	28	6	183
Bartholomew	2	1	0	0	3	Marshall	3	4	1	1	9
Benton	0	1	0	0	1	Martin	0	0	0	0	0
Blackford	0	1	0	0	1	Miami	1	0	2	1	4
Boone	3	2	1	0	6	Monroe	5	2	2	0	9
Brown	0	0	0	0	0	Montgomery	3	4	0	0	7
Carroll	2	1	0	0	3	Morgan	4	3	2	1	10
Cass	2	1	1	6	10	Newton	1	1	0	0	2
Clark	5	0	0	0	5	Noble	3	5	0	0	8
Clay	0	1	1	0	2	Ohio	0	0	0	0	0
Clinton	2	2	0	3	7	Orange	1	3	0	0	4
Crawford	0	1	0	0	1	Owen	2	1	0	0	3
Daviess	2	3	0	0	5	Parke	3	1	1	0	5
Dearborn	6	6	0	0	12	Perry	1	2	0	0	3
Decatur	3	3	1	1	8	Pike	1	1	0	0	2
DeKalb	4	1	1	2	8	Porter	6	1	0	1	8
Delaware	6	2	0	1	9	Posey	1	0	1	0	2
Dubois	1	1	1	1	4	Pulaski	0	1	0	0	1
Elkhart	15	17	4	1	37	Putnam	1	0	0	1	2
Fayette	3	1	1	1	6	Randolph	0	0	0	2	2
Floyd	3	0	1	0	4	Ripley	3	4	1	0	8
Fountain	2	1	0	0	3	Rush	1	0	0	0	1
Franklin	1	0	0	0	1	St. Joseph	10	1	1	1	13
Fulton	0	2	0	0	2	Scott	1	1	1	0	3
Gibson	3	0	0	0	3	Shelby	7	2	1	0	10
Grant	3	4	2	4	13	Spencer	2	0	1	0	3
Greene	2	1	0	0	3	Starke	1	0	0	0	1
Hamilton	7	3	1	0	11	Steuben	0	1	0	0	1
Hancock	3	3	0	0	6	Sullivan	0	2	0	0	2
Harrison	0	0	0	0	0	Switzerland	0	0	0	0	0
Hendricks	4	2	1	1	8	Tippecanoe	9	12	1	2	24
Henry	5	2	0	0	7	Tipton	0	0	0	0	0
Howard	3	7	1	0	11	Union	0	0	0	0	0
Huntington	3	7	0	0	10	Vanderburgh	25	5	2	4	36
Jackson	3	4	1	1	9	Vermillion	6	0	1	0	7
Jasper	0	0	0	0	0	Vigo	4	6	1	0	11
Jay	3	1	1	0	5	Wabash	3	3	2	0	8
Jefferson	10	2	0	1	13	Warren	1	0	0	0	1
Jennings	3	1	1	0	5	Warrick	2	1	1	0	4
Johnson	3	7	0	0	10	Washington	4	1	0	0	5
Knox	0	1	0	0	1	Wayne	4	2	2	0	8
Kosciusko	7	3	0	0	10	Wells	7	0	0	0	7
LaGrange	0	0	1	0	1	White	0	0	0	0	0
Lake	14	3	1	2	20	Whitley	1	0	0	0	1
LaPorte	7	7	0	2	16	Unknown	0	0	3	0	3
Lawrence	8	2	2	1	13	Totals	412	272	90	58	832

This data excludes Temporary Moves, Safekeepers, Predispositions, Escapes, Deaths, releases from CTP and releases from Out of State Parole.

*"Unknown" represents offenders who were sentenced to DOC, but County of Commitment data was unavailable.

Source: prisrel7.pgm

Indiana Department of Correction
Table 8
The Number of Department of Correction Offenders
Held in County Jails*
August 1, 2022

<u>County</u>	<u>Adult Male</u>	<u>Adult Female</u>	<u>County</u>	<u>Adult Male</u>	<u>Adult Female</u>	<u>County</u>	<u>Adult Male</u>	<u>Adult Female</u>
Adams	3	0	Hendricks	12	0	Pike	0	0
Allen	16	1	Henry**	4	0	Porter	2	0
Bartholomew	3	0	Howard	3	0	Posey	8	0
Benton	0	0	Huntington	6	1	Pulaski**	1	0
Blackford**	5	0	Jackson	2	0	Putnam**	3	0
Boone	1	0	Jasper	1	0	Randolph	1	0
Brown	0	0	Jay	5	0	Ripley	6	1
Carroll	1	0	Jefferson	8	1	Rush	5	0
Cass	10	0	Jennings	3	0	St. Joseph	16	0
Clark	4	0	Johnson	12	2	Scott	3	1
Clay	2	1	Knox**	2	0	Shelby	5	0
Clinton	2	1	Kosciusko	5	1	Spencer**	5	0
Crawford**	0	0	LaGrange	3	0	Starke	0	0
Daviess	1	0	Lake	11	1	Steuben	1	0
Dearborn	10	0	LaPorte	9	1	Sullivan	0	1
Decatur	7	0	Lawrence	0	0	Switzerland	1	0
DeKalb	5	0	Madison	24	1	Tippecanoe	13	0
Delaware	14	3	Marion	25	1	Tipton	3	0
Dubois	2	2	Marshall	5	2	Union	0	0
Elkhart	9	2	Martin	1	0	Vanderburgh	14	7
Fayette	2	0	Miami	4	0	Vermillion	1	0
Floyd	1	0	Monroe	9	0	Vigo	1	0
Fountain	2	0	Montgomery	4	1	Wabash	2	2
Franklin	0	0	Morgan	6	0	Warren	1	0
Fulton	1	0	Newton	0	0	Warrick	0	0
Gibson	4	0	Noble	4	0	Washington	5	1
Grant	6	1	Ohio	0	0	Wayne	7	0
Greene	7	0	Orange**	1	0	Wells**	3	2
Hamilton	14	3	Owen	1	0	White	1	0
Hancock	3	0	Parke	3	0	Whitley	2	1
Harrison**	0	0	Perry	0	0	Total	418	42

* Data is based on known frequencies reported by the counties; some county data may be missing

** County Jail Substance Abuse Programs

Source: Offender Movement

Indiana Department of Correction
Table 9
Community Transition Program
Average Daily Populations

<u>Month</u>	<u>2017</u>	<u>2018</u>	<u>2019</u>	<u>2020</u>	<u>2021</u>	<u>2022</u>
January	465	392	382	338	301	264
February	475	402	379	338	304	275
March	475	411	372	317	300	286
April	481	441	376	278	291	281
May	487	443	396	279	270	267
June	481	398	379	241	291	244
July	445	386	393	256	293	222
August	421	395	336	254	275	
September	400	387	330	262	270	
October	385	384	324	259	271	
November	389	366	323	270	261	
December	<u>372</u>	<u>381</u>	<u>339</u>	<u>275</u>	<u>262</u>	
YEARLY AVERAGE	440	399	361	281	282	

Source: CTP Database and OIS Warmbody

Indiana Department Of Correction
Table 10
Community Transition Program
July 2022 Release Information (Felony Level A-D)

Total number of offenders eligible to be released =		126
Felony A and B total =	110	
Felony C total =	11	
Felony D total =	0	
Murder =	5	
Total number of offenders transitioned to counties for CTP =		17
By default (lack of response from judge)		
Felony A or B =	0	
Felony C =	0	
Felony D =	0	
By approval by court order from judge		
Felony A or B =	16	
Felony C =	0	
Felony D =	0	
Murder =	1	
Total number of offenders transitioned to counties then returned to DOC due to refusal (court ordered denial upon receipt of offender) =		0
Total number of court ordered denials =		61
Felony A or B =	51	
Felony C =	8	
Felony D =	0	
Murder =	2	
Total number of Felony A or B, or Murder denials by default (no response from judge) =		29
Total number of offenders who became ineligible after eligibility determined but prior to CTP commencement date (reasons include change in Earliest Possible Release Date, change in warrant status, released to probation or to parole, other miscellaneous) =		19
Felony A or B =	16	
Felony C =	3	
Felony D =	0	
Murder =	0	

Source: SAS - CTP2 Adms

Indiana Department Of Correction
Table 10
Community Transition Program
July 2022 Release Information (Felony Level A-D)

Total number of offenders eligible to be released =		380
Felony 1 and 2 total =	16	
Felony 3 and 4 total =	167	
Felony 5 and 6 total =	197	
Total number of offenders transitioned to counties for CTP =		59
By default (lack of response from judge)		
Felony 1 and 2 total =	0	
Felony 3 and 4 total =	0	
Felony 5 and 6 total =	16	
By approval by court order from judge		
Felony 1 and 2 total =	5	
Felony 3 and 4 total =	20	
Felony 5 and 6 total =	18	
Total number of offenders transitioned to counties then returned to DOC due to refusal (court ordered denial upon receipt of offender) =		0
Total number of court ordered denials =		190
Felony 1 and 2 total =	5	
Felony 3 and 4 total =	77	
Felony 5 and 6 total =	108	
Total number of Felony 1 or 2 denials by default (no response from judge) =		2
Total number of offenders who became ineligible after eligibility determined but prior to CTP commencement date (reasons include change in Earliest Possible Release Date, change in warrant status, released to probation or to parole, other miscellaneous) =		93
Felony 1 and 2 total =	4	
Felony 3 and 4 total =	34	
Felony 5 and 6 total =	55	

Source: SAS - CTP2 Adms

Indiana Department of Correction
Table 11
Total Number of Felony Offenses
Committed to the Indiana Department of Correction

July 2022

Felony Level	Primary Offense	Secondary Offense	Jul-22		This Calendar Year	
			SEX		SEX	
			F	M	F	M
A Felony	Child Molesting (35-42-4-3)		-	-	-	15
	Criminal Deviate Conduct (35-42-4-2)		-	-	-	4
	Dealing Cocaine or Narcotic Drug (35-48-4-1)		-	3	-	8
	Dealing Methamphetamine (35-48-4-1.1)		-	-	-	1
	Dealing Sched I, II, or III Cntrld Sub (35-48-4-2)		-	-	1	3
	Rape (35-42-4-1)		-	-	-	4
	Robbery (35-42-5-1)		-	-	1	2
	Voluntary Manslaughter (35-42-1-3)		-	-	1	2
A Felony Total			0	3	3	39

Felony Level	Primary Offense	Secondary Offense	Jul-22		This Calendar Year		
			SEX		SEX		
			F	M	F	M	
B Felony	Aggravated Battery (35-42-2-1.5)		-	-	-	1	
	Arson (35-43-1-1)		-	-	-	1	
	Burglary (35-43-2-1)		-	3	1	21	
	Child Molesting (35-42-4-3)		-	-	-	1	
	Criminal Confinement (35-42-3-3)		-	-	-	1	
	Criminal Deviate Conduct (35-42-4-2)		-	-	-	1	
	Dealing Cocaine or Narcotic Drug (35-48-4-1)		-	-	2	11	
	Dealing Methamphetamine (35-48-4-1.1)		1	2	2	11	
	Dealing Sched I, II, or III Cntrld Sub (35-48-4-2)		-	-	-	7	
	Escape/Failure to Return (35-44-3-5)		-	1	-	1	
	Felon in Possession of a Firearm (35-47-4-5)		-	-	-	4	
	Human Sexual Trafficking (35-42-3.5)		-	1	-	1	
	Incest (35-46-1-3)		-	-	-	3	
	Operating Vehicle Intoxicated/Death (9-30-5-5)		-	-	-	2	
	Possession Methamphetamine (35-48-4-6.1)		-	-	-	1	
	Possession of Cocaine or Narcotic Drug (35-48-4-6)		-	1	1	3	
	Robbery (35-42-5-1)		-	1	-	15	
	Sexual Misconduct with a Minor (35-42-4-9)		-	1	-	9	
		Voluntary Manslaughter (35-42-1-3)		-	-	-	1
	B Felony Total			1	10	6	95

Felony Level	Primary Offense	Secondary Offense	Jul-22		This Calendar Year		
			SEX		SEX		
			F	M	F	M	
C Felony	Auto Theft, Receiving Stolen Parts (35-43-4-2.5)		-	-	-	1	
	Battery (35-42-2-1)		-	-	-	2	
	Burglary (35-43-2-1)		-	-	-	6	
	Child Molesting (35-42-4-3)		-	1	-	6	
	Corrupt Business Influence (35-45-6-2)		-	-	1	-	
	Criminal Confinement (35-42-3-3)		-	1	-	2	
	Dealing Sched IV Controlled Substance (35-48-4-3)		-	-	-	1	
	Forgery (35-43-5-2)		-	5	-	8	
	Neglect of a Dependent (35-46-1-4)		-	-	1	2	
	Non-Support of Dependent Child (35-46-1-5)		-	1	-	5	
	Operating Vehicle Intoxicated/Death (9-30-5-5)		-	-	-	1	
	Operating Vehicle w/Lifetime Suspension (9-30-10-17)		-	-	-	2	
	Possession Methamphetamine (35-48-4-6.1)		-	-	-	1	
	Possession of Controlled Substance (35-48-4-7)		-	-	-	1	
	Reckless Homicide (35-42-1-5)		-	-	-	1	
	Robbery (35-42-5-1)		-	2	-	2	
	Sexual Battery (35-42-4-8)		-	-	-	1	
		Sexual Misconduct with a Minor (35-42-4-9)		-	-	-	2
	C Felony Total			0	10	2	44

Felony Level	Primary Offense	Secondary Offense	Jul-22		This Calendar Year	
			SEX		SEX	
			F	M	F	M
D Felony	Auto Theft, Receiving Stolen Parts (35-43-4-2.5)		-	1	-	1
	Child Molesting (35-42-4-3)		-	-	-	1
	Child Seduction (35-42-4-7)		-	-	-	2
	Child Solicitation (35-42-4-6)		-	-	-	1
	Driving While Suspended/Oper Veh HTV (9-30-10-16)		-	-	-	1
	Fraud (35-43-5-4)		-	-	-	1
	Intimidation (35-45-2-1)		-	1	-	1
	Maintaining a Common Nuisance (35-48-4-13)		-	-	-	1
	Neglect of a Dependent (35-46-1-4)		-	-	-	2
	Non-Support of a Child (35-46-1-5)		-	2	-	2
	Operating Vehicle Intox-Prior (9-30-5-3)		-	-	-	1
	Possession - Syringe/Needle (16-42-19-18)		-	-	-	1
	Possession of Cocaine or Narcotic Drug (35-48-4-6)		-	-	-	1
	Possession of Controlled Substance (35-48-4-7)		-	-	-	3
	Resisting Law Enforcement (35-44-3-3)		-	-	-	1
	Sale of Legend Drug (16-42-19-11)		-	-	-	1
	Theft, Receiving Stolen Property (35-43-4-2)		-	-	-	2
		Vicarious Sexual Gratification (35-42-4-5)		-	-	-
D Felony Total			0	4	0	24

Felony Level	Primary Offense	Secondary Offense	Jul-22		This Calendar Year	
			SEX		SEX	
			F	M	F	M
Level 1 Felony	Aggravated Battery (35-42-2-1.5)		-	1	-	2
	Aiding, Inducing or Causing an Offense (35-41-2-4)	Murder (35-42-1-1)	-	-	1	1
	Attempted Murder (35-42-1-1(1))		-	-	-	1
	Attempt to Commit a Felony (35-41-5-1)		-	-	-	1
		Child Molesting (35-42-4-3)	-	1	-	5
		Murder (35-42-1-1)	-	1	1	17
		Sexual Misconduct with a Minor (35-42-4-9)	-	-	-	1
	Burglary (35-43-2-1)		-	-	-	2
	Child Molesting (35-42-4-3)		1	5	2	70
	Conspiracy (35-41-5-2)	Murder (35-42-1-1)	-	-	2	2
	Criminal Gang Enhancement (35-50-2-15)		-	-	-	1
	Dealing a Substance Resulting in Death		-	-	2	2
	Firearm Enhancement (35-50-2-11)		-	-	-	2
	Habitual Offender (35-50-2-8)		-	-	1	4
	Neglect of a Dependent/Death (35-46-1-4)		-	-	2	5
	Rape (35-42-4-1)		-	1	-	3
Level 1 Felony Total			1	9	11	119

Felony Level	Primary Offense	Secondary Offense	Jul-22		This Calendar Year	
			SEX		SEX	
			F	M	F	M
Level 2 Felony	Aiding, Inducing or Causing an Offense (35-41-2-4)	Dealing Methamphetamine (35-48-4-1.1)	-	-	-	1
		Voluntary Manslaughter (35-42-1-3)	-	-	-	1
	Attempt to Commit a Felony (35-41-5-1)	Burglary (35-43-2-1)	-	-	-	1
		Robbery (35-42-5-1)	-	-	-	1
		Voluntary Manslaughter (35-42-1-3)	-	-	-	1
	Battery (35-42-2-1)		-	-	-	1
	Burglary (35-43-2-1)		-	1	-	6
	Child Seduction (35-42-4-7)		-	-	-	1
	Dealing Cocaine or Narcotic Drug (35-48-4-1)		-	6	5	41
	Dealing Methamphetamine (35-48-4-1.1)		3	27	39	126
	Dealing Sched I, II, or III Cntrl'd Sub (35-48-4-2)		1	4	2	16
	Habitual Offender (35-50-2-8)		-	1	1	2
	Kidnapping (35-42-3-2)		-	-	-	1
	Manufacturing Methamphetamine (35-42-4-5)		-	-	-	1
	Pharmacy Robbery (35-42-5-1)		-	-	-	1
	Possession - Destruct Device (35-47.5-5-2)		-	-	-	2
	Robbery (35-42-5-1)		-	4	1	20
	Sexual Misconduct with a Minor (35-42-4-9)		-	-	-	1
	Vicarious Sex Gratification (35-42-4-5)		-	1	-	1
	Voluntary Manslaughter (35-42-1-3)		1	2	3	17
Level 2 Felony Total			5	46	51	242

Felony Level	Primary Offense	Secondary Offense	Jul-22		This Calendar Year	
			SEX		SEX	
			F	M	F	M
Level 3 Felony	Accident/Failure to Stop-Serious Inj/Death (9-26-1-1.1)		-	2	-	2
	Aggravated Battery (35-42-2-1.5)		-	7	4	58
	Aiding, Inducing or Causing an Offense (35-41-2-4)	Aggravated Battery (35-42-2-1.5)	-	-	1	1
		Dealing Methamphetamine (35-48-4-1.1)	-	-	1	1
		Robbery (35-42-5-1)	1	-	1	1
	Arson (35-43-1-1)		-	-	2	-
	Attempt to Commit a Felony (35-41-5-1)	Aggravated Battery (35-42-2-1.5)	-	1	-	4
		Child Molesting (35-42-4-3)	-	-	-	1
		Robbery (35-42-5-1)	-	1	-	4
	Battery (35-42-2-1)		-	1	-	9
	Burglary (35-43-2-1)		-	2	1	8
	Child Molesting (35-42-4-3)		-	6	3	27
	Criminal Confinement (35-42-3-3)		-	1	-	23
	Dealing Cocaine or Narcotic Drug (35-48-4-1)		-	7	7	36
	Dealing Methamphetamine (35-48-4-1.1)		6	5	25	73
	Dealing Sched I, II, or III Cntrl'd Sub (35-48-4-2)		-	3	3	4
	Dealing Sched IV Cntrl'd Sub (35-48-4-3)		-	1	1	5
	Domestic Battery SBI Under 14 (35-42-2-1.3A)		-	1	-	2
	Habitual Offender (35-50-2-8)		-	1	-	1
	Human Sexual Trafficking (35-42-3.5-1)		-	1	-	4
	Kidnapping (35-42-3-2)		-	1	-	1
	Neglect of a Dependent/Death (35-46-1-4)		3	1	9	13
	Possession of Cocaine or Narcotic Drug (35-48-4-6)		1	1	2	16
	Possession of Meth (35-48-4-6.1)		2	4	23	36
	Rape (35-42-4-1)		-	1	-	29
	Resisting Law Enforcement (35-44.1-3-1)		-	1	-	3
	Robbery (35-42-5-1)		2	21	23	146
	Vicarious Sexual Gratification (35-42-4-5)		-	1	-	1
Level 3 Felony Total			15	71	106	509

Felony Level	Primary Offense	Secondary Offense	Jul-22		This Calendar Year	
			SEX		SEX	
			F	M	F	M
Level 4 Felony	Arson (35-43-1-1)		-	1	-	19
	Attempt to Commit a Felony (35-41-5-1)	Burglary (35-43-2-1)	-	-	-	2
		Conspiracy (35-41-5-2)	-	-	-	1
	Burglary (35-43-2-1)		6	13	25	126
	Child Exploitation (35-42-4-4)		-	1	1	10
	Child Molesting (35-42-4-3)		-	16	1	102
	Child Solicitation (35-42-4-6)		-	5	-	21
	Conspiracy (35-41-5-2)	Dealing Methamphetamine (35-48-4-1.1)	-	-	1	-
	Criminal Confinement (35-42-3-3)		-	1	1	7
	Dealing Cocaine or Narcotic Drug (35-48-4-1)		-	2	8	39
	Dealing Methamphetamine (35-48-4-1.1)		7	11	35	91
	Dealing Sched I, II, or III Cntrl'd Sub (35-48-4-2)		-	1	3	5
	Dealing Sched IV Controlled Substance (35-48-4-3)		-	-	1	3
	Escape 35-44.1-3-4		-	-	-	6
	Felon in Possession of a Firearm (35-47-4-5)		1	27	6	199
	Habitual Offender (35-50-2-8)		-	-	-	2
	Human Sexual Trafficking (35-42-3.5-1)		-	-	-	2
	Incest (35-46-1-3)		-	-	-	5
	Kidnapping(35-42-3-2)		-	-	-	1
	Leaving Scene of Accident with Serious Bodily Injury		-	2	-	5
	Manufacturing Meth (35-48-4-1.2)		-	2	1	3
	Operating Machine Gun / Bomb (35-47-5-9)		-	-	-	1
	Operating Motor Vehicle While Intoxicated - Catastrophic Injury (9-30-5-5(A3))		-	-	1	-
	Operating Vehicle Intoxicated/Death (9-30-5-5)		-	-	4	21
	Operating a Vehicle While Intoxicated Causing Serious Bodily Injury		-	-	1	2
	Possession of Cocaine or Narcotic Drug (35-48-4-6)		3	2	3	13
	Possession of Dangerous Device (35-44.1-3-7)		-	-	-	4
	Possession of Meth (35-48-4-6.1)		4	6	26	77
	Promoting Prostitution, under 18 (35-45-4-4)		-	-	-	1
	Sexual Battery (35-42-4-8)		-	-	-	4
	Sexual Misconduct with a Minor (35-42-4-9)		-	5	1	47
	Stalking (35-45-10-5)		-	-	-	1
	Vicarious Sexual Gratification (35-42-4-5)		-	-	-	2
Level 4 Felony Total			21	95	119	822

Felony Level	Primary Offense	Secondary Offense	Jul-22		This Calendar Year	
			SEX		SEX	
			F	M	F	M
Level 5 Felony	Aiding, Inducing or Causing an Offense (35-41-2-4)	Burglary (35-43-2-1)	-	1	-	1
		Corrupt Bus Influence (35-45-6-2)	-	1	-	1
		Dealing in Methamphetamine (35-48-4-1.1)	-	-	1	-
	Assisting a Criminal (35-44.1-2-5)		-	1	1	6
	Attempt to Commit a Felony (35-41-5-1)	Battery (35-42-2-1)	-	-	-	1
		Child Seduction (35-41-5-1)	-	-	-	1
		Escape (35-44.1-3-4)	-	-	-	1
		Obstruction of Justice (35-44-3-4)	-	-	1	1
		Robbery (35-42-5-1)	-	-	1	1
	Auto Theft, Receiving Stolen Parts (35-43-4-2.5)		1	2	2	6
	Battery (35-42-2-1)		5	24	28	210
	Bribery (35-44.1-1-2)		-	-	1	-
	Burglary (35-43-2-1)		1	11	14	132
	Check Deception (35-43-5-5)		-	-	1	-
	Child Exploitation (35-42-4-4)		-	4	1	33
	Child Pornography (35-42-4-4(C))		-	5	-	7
	Child Possession of a Firearm (35-47-10-5)		-	-	-	1
	Child Seduction (35-42-4-7)		-	2	-	6
	Child Solicitation (35-42-4-6)		-	2	-	13
	Conspiracy (35-41-5-2)	Dealing Sched I, II, or III Cntrl Sub (35-48-4-2)	-	-	-	1
		Fraud on Financial Institution (35-43-5-8)	-	-	1	-
		Obstruction of Justice (35-44-3-4)	-	-	-	1
		Trafficking with an Inmate (35-44.1-3-5)	-	-	-	1
	Conversion (35-43-4-3)		-	-	-	1
	Corrupt Business Influence (35-45-6-2)		1	2	5	14
	Criminal Confinement (35-42-3-3)		1	6	2	45
	Criminal Recklessness (35-42-2-2)		-	5	2	24
	Dangerous Control of a Handgun (35-47-10-6)		-	-	1	-
	Dealing Cocaine or Narcotic Drug (35-48-4-1)		1	3	16	33
	Dealing Marijuana, Hash Oil, or Hashish (35-48-4-10)		-	-	1	9
	Dealing Methamphetamine (35-48-4-1.1)		9	16	48	129
	Dealing Sched I, II, or III Cntrl Sub (35-48-4-2)		-	-	1	6
	Dealing Sched IV Cntrl Sub (35-48-4-3)		-	-	2	-
	Dealing in Methamphetamine (35-48-4-1.1)		1	4	19	40
	Dealing/Poss. Look-Alike Subs (35-48-4-4.6)		-	-	1	2
	Disarm/Attempt to Disarm an Officer (35-44.1-3-2)		-	2	2	5
	Domestic Battery (35-42-2-1.3)		1	21	10	163
	Escape (35-44.1-3-4)		1	3	12	25
	Fail to Stop Acc Death (9-26-1-1.1)		-	1	1	1
	Failure to Register as a Sex Offender (11-8-8-17)		-	7	-	64
	Felon Fraud in Offer (23-19-5-1)		-	5	-	5
	Firearm w/in One Mile of School (35-47-2-1)		1	26	11	170
	Fraud on Financial Institution (35-43-5-8)		-	-	2	14
	Habitual Felony Offender (35-50-2-8)		1	-	1	2
	Incest (35-46-1-3)		-	1	-	3
	Intimidation (35-45-2-1)		-	8	7	73
	Kidnapping (35-42-3-2)		-	1	2	7
	Neglect of a Dependent/Death (35-46-1-4)		1	2	12	14
	Non-Support of Dependent Child (35-46-1-5)		-	-	1	7
	Obliterating Handgun I.D. (35-47-2-18)		-	1	1	5
	Obstruction of Justice (35-44.1-2-2)		-	-	1	7
	Oper Veh Aft Life Susp (9-30-10-17)		-	7	8	77
	Operating Veh while Intoxicated (9-30-5-2)		-	1	-	4
	Operating Vehicle Intox-Prior (9-30-5-3)		-	-	-	1
	Operating Vehicle Intoxicated/Death (9-30-5-5)		-	-	-	2
	Operating Vehicle Intoxicated/Injury (9-30-5-4)		-	4	3	17
	Pharmacy Robbery (35-42-5-1(B))		-	1	-	1
	Possession - Destruct Device (35-47.5-5-2)		-	-	-	2
	Possession - Machine Gun or Bomb (35-47-5-8)		-	1	-	5
	Possession of Cocaine or Narcotic Drug (35-48-4-6)		1	8	12	56
Possession of Syringes or Needles (16-42-19-18)		-	-	1	1	
Possession/Use of Legend Drug (16-42-19-13)		1	-	2	-	
Promoting Prostitution (35-45-4-4)		-	1	-	1	
Prov Gun to Inel Per (35-47-2.5-16)		-	-	-	1	
Reckless Homicide (35-42-1-5)		-	1	5	12	
Resisting Law Enforcement (35-44.1-3-1)		-	1	-	5	
Robbery (35-42-5-1)		3	14	8	59	
Sexual Misconduct with Service Provider (35.44.1-3-10)		-	-	-	5	
Sexual Misconduct with a Minor (35-42-4-9)		-	4	-	25	
Stalking (35-45-10-5)		-	1	-	17	
Strangulation (35-42-2-9)		-	2	-	13	
Theft, Receiving Stolen Property (35-43-4-2)		1	4	2	32	
Trafficking with an Inmate (35-44.1-3-5)		-	2	4	13	
Level 5 Felony Total		31	219	258	1641	

Felony Level	Primary Offense	Secondary Offense	Jul-22		This Calendar Year	
			SEX		SEX	
			F	M	F	M
Level 6 Felony	Abuse of a Corpse (35-45-11-2)		-	-	-	3
	Aiding in Manufacture of Sch II Cont Subst (35-48-4-2)		-	-	-	1
	Aiding, Inducing or Causing an Offense (35-41-2-4)	Official Misconduct (35-44.1-1-1)	-	-	1	-
	Arson (35-43-1-1)		-	-	-	4
	Attempt to Commit a Felony (35-41-5-1)	Auto Theft, Receiving Stolen Parts (35-43-4-2.5)	-	-	1	-
		Disseminating Material Harmful to Minors (35-49-3-3)	-	-	-	1
		Residential Entry (35-43-2-1.5)	-	-	-	1
			1	8	14	52
	Auto Theft, Receiving Stolen Parts (35-43-4-2.5)		2	6	15	40
	Battery (35-42-2-1)		-	-	1	-
	Check Deception (35-43-5-5)		-	-	-	3
	Child Exploitation (35-42-4-4)		-	-	-	-
	Conspiracy (35-41-5-2)	Dealing Sched III Substance (35-48-4-2(A))	-	-	1	-
	Contrib Delinquency (35-46-1-8)		-	-	-	1
	Controlled Substance Registration (35-48-4-14)		-	-	1	-
	Criminal Confinement (35-42-3-3)		-	3	1	12
	Criminal Confinement (35-42-3-3)		-	12	3	99
	Criminal Recklessness (35-42-2-2)		-	3	5	20
	Criminal Trespass (35-43-2-2)		-	-	-	1
	Cruelty to Animals (35-46-3-12)		-	-	1	3
	Dealing Counterfeit Substance (35-48-4-5)		-	-	-	1
	Dealing Fake Controlled Substances (35-48-4-4.6)		-	-	1	-
	Dealing Marijuana, Hash Oil, or Hashish (35-48-4-10)		1	2	1	13
	Dissemination of Matter Harmful to Minor (35-49-3-3)		-	3	-	11
	Driving W/Suspended Resulting in Injury (9-24-19-3(A))		-	1	-	1
	Escape (35-44.1-3-4)		7	19	32	105
	Fail to Reg Sex Off (11-8-8-17)		-	3	-	11
	Failure to Appear (35-44.1-2-9)		2	-	2	5
	Forgery, Counterfeiting, Application Fraud (35-43-5-2)		2	-	7	11
	Habitual Offender (35-50-2-8)		-	-	1	-
	Home Improvement Fraud (35-43-6-12)		-	-	-	3
	Identity Deception (35-43-5-3.5)		-	1	3	5

Felony Level	Primary Offense	Secondary Offense	Jul-22		This Calendar Year	
			SEX	SEX	SEX	SEX
			F	M	F	M
Level 6 Felony (Cont'd)	Insurance Fraud (35-43-5-4.5)		-	2	4	8
	Intimidation (35-45-2-1)		3	4	7	53
	Invasion of Privacy (35-46-1-15.1)		-	4	2	27
	Kidnapping (35-42-3-2)		-	1	-	1
	Leaving the Scene of an Accident(9-26-1-1.1)		-	-	-	4
	Maintain Common Nuisance (35-45-2-1(c))		2	2	5	8
	Maintaining Common Nuisance (35-48-4-13)		-	-	1	6
	Neglect of a Dependent/Death (35-46-1-4)		4	1	16	7
	Non-Support of Dependent Child (35-46-1-5)		-	-	1	16
	Obstruction of Justice (35-44.1-2-2)		-	4	2	13
	Official Misconduct (35-44.1-1-1)		-	-	1	3
	Oper Vehicle-Intox-Prev Conv (9-30-5-3)		-	2	2	10
		Habitual Offender Controlled Substance (35-50-2-10)	-	-	-	1
	Operating Vehicle Intoxicated-Contrld Sub (9-30-5-1)		1	2	3	13
	Operating Vehicle Intoxicated-Endanger (9-30-5-2)		1	6	10	38
		Habitual Offender Controlled Substance (35-50-2-10)	-	-	-	1
	Operating Vehicle Intoxicated/Injury (9-30-5-4)		-	1	-	2
	Operating Vehicle-Habitual Violation (9-30-10-16)		-	2	2	24
	Pointing a Firearm (35-47-4-3)		-	2	-	15
	Poss Paraphernalia (35-48-4-8.3)		-	-	1	-
	Poss Precursors (35-48-4-14.5)		-	1	-	2
	Possession Sched IV Contrld Sub w/in 1,000 ft (35-48-4-7)		-	-	-	6
	Possession of Child Pornography (35-42-4-4(C))		-	2	-	3
	Possession of Cocaine or Narcotic Drug (35-48-4-6)		4	12	28	65
	Possession of Marijuana (35-48-4-11)		-	1	-	1
	Possession of Meth (35-48-4-6.1)		-	-	1	-
	Possession of Meth(35-48-4-6.1)		15	19	80	204
	Possession of Syringes or Needles (16-42-19-18)		11	7	29	75
	Possession or Use of Legend Drug (16-42-19-13)		-	2	2	4
	Residential Entry (35-43-2-1.5)		-	2	7	19
	Resisting Law Enforc (35-44.1-3-1)		2	14	7	124
	Sex Offender without Identification (11-8-8-15)		-	-	-	1
	Sexual Battery (35-42-4-8)		-	-	-	10
	Sexual Misconduct with a Minor (35-42-4-9)		-	-	-	3
	Stalking (35-45-10-5)		-	-	-	2
	Strangulation (35-42-2-9)		-	3	-	31
	Synthetic ID Deception (35-43-5-3.8)		-	-	-	2
	Theft, Receiving Stolen Property (35-43-4-2)		1	11	23	107
	Visiting Common Nuisance (35-45-1-5(B))		-	-	1	-
	Voyeurism (35-45-4-5)		-	-	-	2
	Welfare Fraud (35-43-5-7)		-	-	-	1
Level 6 Felony Total			59	168	326	1319

Felony Level	Primary Offense	Secondary Offense	Jul-22		This Calendar Year	
			SEX	SEX	SEX	SEX
			F	M	F	M
Murder	Murder (35-42-1-1)		0	12	8	63
Murder Total			0	12	8	63

Felony Level	Primary Offense	Secondary Offense	Jul-22		This Calendar Year	
			SEX	SEX	SEX	SEX
			F	M	F	M
Habitual Offender	Habitual Offender (35-50-2-8)		1	2	2	19
	Habitual Offender Controlled Substance (35-50-2-10)		-	0	-	4
Habitual Offender Total			1	2	2	23

Grand Total	Jul-22		This Calendar Year	
	SEX	SEX	SEX	SEX
	F	M	F	M
Grand Total	134	649	892	4940

Note: Offense data may not be available for all offenders at the time this table was prepared.
Only new commitments and probation violations are reported on this table.
Parole and Community Transition Program violators are excluded on this table.
Source: SAS - all.citations_mso.pgm

Indiana Department of Correction
 Table 12
 Number of New Admissions by Most Serious Offense
 Committed to the Indiana Department of Correction

July 2022

Felony Level	Primary Offense	Secondary Offense	Jul-22		This Calendar Year	
			SEX		SEX	
			F	M	F	M
Level A Felony	Child Molesting (35-42-4-3)		-	-	-	7
	Dealing Cocaine or Narcotic Drug (35-48-4-1)		-	3	-	8
	Dealing Methamphetamine (35-48-4-1.1)		-	-	-	1
	Dealing Sched I, II, or III Cntrld Sub (35-48-4-2)		-	-	1	2
	Rape (35-42-4-1)		-	-	-	3
	Robbery (35-42-5-1)		-	-	1	2
	Voluntary Manslaughter (35-42-1-3)		-	-	1	1
Level A Felony			0	3	3	24

Felony Level	Primary Offense	Secondary Offense	Jul-22		This Calendar Year	
			SEX		SEX	
			F	M	F	M
Level B Felony	Aggravated Battery (35-42-2-1.5)		-	-	-	1
	Arson (35-43-1-1)		-	-	-	1
	Burglary (35-43-2-1)		-	1	1	16
	Child Molesting (35-42-4-3)		-	-	-	1
	Criminal Confinement (35-42-3-3)		-	-	-	1
	Criminal Deviate Conduct (35-42-4-2)		-	-	-	1
	Dealing Cocaine or Narcotic Drug (35-48-4-1)		-	-	2	8
	Dealing Methamphetamine (35-48-4-1.1)		1	2	2	10
	Dealing Sched I, II, or III Cntrld Sub (35-48-4-2)		-	-	-	7
	Escape/Failure to Return (35-44-3-5)		-	1	-	1
	Felon in Possession of a Firearm (35-47-4-5)		-	-	-	3
	Human Sexual Trafficking (35-42-3.5)		-	1	-	1
	Operating Vehicle Intoxicated/Death (9-30-5-5)		-	-	-	1
	Possession Methamphetamine (35-48-4-6.1)		-	-	-	1
	Possession of Cocaine or Narcotic Drug (35-48-4-6)		-	1	1	3
	Robbery (35-42-5-1)		-	1	-	7
	Sexual Misconduct with a Minor (35-42-4-9)		-	1	-	5
	Voluntary Manslaughter (35-42-1-3)		-	-	-	1
Level B Felony Total			1	8	6	69

Felony Level	Primary Offense	Secondary Offense	Jul-22		This Calendar Year	
			SEX		SEX	
			F	M	F	M
Level C Felony	Auto Theft, Receiving Stolen Parts (35-43-4-2.5)		-	-	-	1
	Battery (35-42-2-1)		-	-	-	1
	Burglary (35-43-2-1)		-	-	-	2
	Child Molesting (35-42-4-3)		-	-	-	2
	Corrupt Business Influence (35-45-6-2)		-	-	1	-
	Criminal Confinement (35-42-3-3)		-	-	-	1
	Dealing Sched IV Controlled Substance (35-48-4-3)		-	-	-	1
	Forgery (35-43-5-2)		-	1	-	4
	Neglect of a Dependent (35-46-1-4)		-	-	1	1
	Non-Support of Dependent Child (35-46-1-5)		-	1	-	5
	Operating Vehicle Intoxicated/Death (9-30-5-5)		-	-	-	1
	Operating Vehicle w/Lifetime Suspension (9-30-10-17)		-	-	-	2
	Possession of Controlled Substance (35-48-4-7)		-	-	-	1
	Reckless Homicide (35-42-1-5)		-	-	-	1
	Sexual Misconduct with a Minor (35-42-4-9)		-	-	-	1
Level C Felony Total			0	2	2	24

Felony Level	Primary Offense	Secondary Offense	Jul-22		This Calendar Year	
			SEX		SEX	
			F	M	F	M
Level D Felony	Auto Theft, Receiving Stolen Parts (35-43-4-2.5)		-	1	-	1
	Child Seduction (35-42-4-7)		-	-	-	1
	Child Solicitation (35-42-4-6)		-	-	-	1
	Driving While Suspended/Oper Veh HTV (9-30-10-16)		-	-	-	1
	Non-Support of a Child (35-46-1-5)		-	2	-	2
	Sale of Legend Drug (16-42-19-11)		-	-	-	1
Level D Felony Total			0	3	0	8

Felony Level	Primary Offense	Secondary Offense	Jul-22		This Calendar Year	
			SEX		SEX	
			F	M	F	M
Level 1 Felony	Aggravated Battery (35-42-2-1.5)		-	1	-	2
	Aiding, Inducing or Causing an Offense (35-41-2-4)	Murder (35-42-1-1)	-	-	1	1
	Attempt to Commit a Felony (35-41-5-1)		-	-	-	1
		Child Molesting (35-42-4-3)	-	-	-	3
		Murder (35-42-1-1)	-	1	-	15
		Sexual Misconduct with a Minor (35-42-4-9)	-	-	-	1
	Burglary (35-43-2-1)		-	-	-	1
	Child Molesting (35-42-4-3)		1	3	2	46
	Conspiracy (35-41-5-2)	Murder (35-42-1-1)	-	-	2	2
	Dealing a Substance Resulting in Death		-	-	2	2
	Firearm Enhancement (35-50-2-11)		-	-	-	2
	Habitual Offender (35-50-2-8)		-	-	1	3
	Neglect of a Dependent/Death (35-46-1-4)		-	-	2	4
	Rape (35-42-4-1)		-	1	-	3
	Level 1 Felony Total			1	6	10

Felony Level	Primary Offense	Secondary Offense	Jul-22		This Calendar Year	
			SEX		SEX	
			F	M	F	M
Level 2 Felony	Aiding, Inducing or Causing an Offense (35-41-2-4)	Dealing Methamphetamine (35-48-4-1.1)	-	-	-	1
	Attempt to Commit a Felony (35-41-5-1)	Burglary (35-43-2-1)	-	-	-	1
		Robbery (35-42-5-1)	-	-	-	1
		Voluntary Manslaughter (35-42-1-3)	-	-	-	1
	Battery (35-42-2-1)		-	-	-	1
	Burglary (35-43-2-1)		-	1	-	6
	Dealing Cocaine or Narcotic Drug (35-48-4-1)		-	5	2	33
	Dealing Methamphetamine (35-48-4-1.1)		3	21	36	108
	Dealing Sched I, II, or III Cntrld Sub (35-48-4-2)		1	1	2	13
	Manufacturing Methamphetamine (35-42-4-5)		-	-	-	1
	Pharmacy Robbery (35-42-5-1)		-	-	-	1
	Possession - Destruct Device (35-47.5-5-2)		-	-	-	2
	Robbery (35-42-5-1)		-	4	1	17
	Sexual Misconduct with a Minor (35-42-4-9)		-	-	-	1
	Voluntary Manslaughter (35-42-1-3)		1	2	3	17
Level 2 Felony Total			5	34	44	204

Felony Level	Primary Offense	Secondary Offense	Jul-22		This Calendar Year		
			SEX		SEX		
			F	M	F	M	
Level 3 Felony	Accident/Failure to Stop-Serious Inj/Death (9-26-1-1.1)		-	1	-	1	
	Aggravated Battery (35-42-2-1.5)		-	6	4	54	
	Aiding, Inducing or Causing an Offense (35-41-2-4)	Aggravated Battery (35-42-2-1.5)	-	-	1	1	
		Dealing Methamphetamine (35-48-4-1.1)	-	-	1	1	
		Robbery (35-42-5-1)	1	-	1	1	
	Arson (35-43-1-1)		-	-	2	-	
	Attempt to Commit a Felony (35-41-5-1)	Aggravated Battery (35-42-2-1.5)	-	1	-	2	
		Robbery (35-42-5-1)	-	1	-	3	
	Battery (35-42-2-1)		-	-	-	7	
	Burglary (35-43-2-1)		-	1	1	7	
	Child Molesting (35-42-4-3)		-	5	3	24	
	Criminal Confinement (35-42-3-3)		-	1	-	18	
	Dealing Cocaine or Narcotic Drug (35-48-4-1)		-	6	6	31	
	Dealing Methamphetamine (35-48-4-1.1)		5	5	23	67	
	Dealing Sched I, II, or III Cntrld Sub (35-48-4-2)		-	2	2	3	
	Dealing Sched IV Cntrld Sub (35-48-4-3)		-	-	1	3	
	Domestic Battery SBI Under 14 (35-42-2-1.3A)		-	1	-	2	
	Human Sexual Trafficking (35-42-3.5-1)		-	1	-	3	
	Neglect of a Dependent/Death (35-46-1-4)		3	1	8	13	
	Possession of Cocaine or Narcotic Drug (35-48-4-6)		1	-	2	13	
	Possession of Meth (35-48-4-6.1)		2	4	21	35	
	Rape (35-42-4-1)		-	1	-	24	
	Resisting Law Enforcement (35-44.1-3-1)		-	1	-	3	
	Robbery (35-42-5-1)		2	16	15	119	
	Level 3 Felony Total			14	54	91	435

Felony Level	Primary Offense	Secondary Offense	Jul-22		This Calendar Year	
			SEX		SEX	
			F	M	F	M
Level 4 Felony	Arson (35-43-1-1)		-	1	-	14
	Attempt to Commit a Felony (35-41-5-1)	Burglary (35-43-2-1)	-	-	-	2
		Conspiracy (35-41-5-2)	-	-	-	1
		Burglary (35-43-2-1)	6	12	23	117
	Child Exploitation (35-42-4-4)		-	1	-	6
	Child Molesting (35-42-4-3)		-	13	1	59
	Child Solicitation (35-42-4-6)		-	5	-	18
	Conspiracy (35-41-5-2)	Dealing Methamphetamine (35-48-4-1.1)	-	-	1	-
	Criminal Confinement (35-42-3-3)		-	1	1	6
	Dealing Cocaine or Narcotic Drug (35-48-4-1)		-	1	6	23
	Dealing Methamphetamine (35-48-4-1.1)		4	10	24	78
	Dealing Sched I, II, or III Cntrld Sub (35-48-4-2)		-	1	3	5
	Dealing Sched IV Controlled Substance (35-48-4-3)		-	-	1	3
	Escape 35-44.1-3-4		-	-	-	5
	Felon in Possession of a Firearm (35-47-4-5)		1	22	4	153
	Habitual Offender (35-50-2-8)		-	-	-	1
	Human Sexual Trafficking (35-42-3.5-1)		-	-	-	1
	Incest (35-46-1-3)		-	-	-	2
	Leaving Scene of Accident with Serious Bodily Injury		-	1	-	4
	Manufacturing Meth (35-48-4-1.2)		-	2	1	3
	Operating Machine Gun / Bomb (35-47-5-9)		-	-	-	1
	Operating Motor Vehicle While Intoxicated - Catastrophic Injury (9-30-5-5(A3))		-	-	1	-
	Operating Vehicle Intoxicated/Death (9-30-5-5)		-	-	4	17
	Operating a Vehicle While Intoxicated Causing Serious Bodily Injury		-	-	1	1
	Possession of Cocaine or Narcotic Drug (35-48-4-6)		3	2	3	12
	Possession of Dangerous Device (35-44.1-3-7)		-	-	-	2
	Possession of Meth (35-48-4-6.1)		4	5	24	68
	Promoting Prostitution, under 18 (35-45-4-4)		-	-	-	1
	Sexual Battery (35-42-4-8)		-	-	-	2
	Sexual Misconduct with a Minor (35-42-4-9)		-	4	1	34
	Stalking (35-45-10-5)		-	-	-	1
	Vicarious Sexual Gratification (35-42-4-5)		-	-	-	2
	Level 4 Felony Total			18	81	99

Felony Level	Primary Offense	Secondary Offense	Jul-22		This Calendar Year	
			SEX		SEX	
			F	M	F	M
Level 5 Felony	Aiding, Inducing or Causing an Offense (35-41-2-4)	Burglary (35-43-2-1)	-	1	-	1
		Corrupt Bus Influence (35-45-6-2)	-	1	-	1
	Assisting a Criminal (35-44.1-2-5)		-	1	1	5
	Attempt to Commit a Felony (35-41-5-1)	Child Seduction (35-41-5-1)	-	-	-	1
		Escape (35-44.1-3-4)	-	-	-	1
		Obstruction of Justice (35-44-3-4)	-	-	1	1
		Robbery (35-42-5-1)	-	-	1	1
	Auto Theft, Receiving Stolen Parts (35-43-4-2.5)		1	2	2	5
	Battery (35-42-2-1)		4	18	26	152
	Bribery (35-44.1-1-2)		-	-	1	-
	Burglary (35-43-2-1)		1	9	13	109
	Check Deception (35-43-5-5)		-	-	1	-
	Child Exploitation (35-42-4-4)		-	2	1	14
	Child Pornography (35-42-4-4(C))		-	3	-	4
	Child Possession of a Firearm (35-47-10-5)		-	-	-	1
	Child Seduction (35-42-4-7)		-	1	-	3
	Child Solicitation (35-42-4-6)		-	2	-	9
	Conspiracy (35-41-5-2)	Dealing Sched I, II, or III Cntrl Sub (35-48-4-2)	-	-	-	1
		Fraud on Financial Institution (35-43-5-8)	-	-	1	-
		Obstruction of Justice (35-44-3-4)	-	-	-	1
		Trafficking with an Inmate (35-44.1-3-5)	-	-	-	1
	Conversion (35-43-4-3)		-	-	-	1
	Corrupt Business Influence (35-45-6-2)		1	1	4	11
	Criminal Confinement (35-42-3-3)		1	5	2	35
	Criminal Recklessness (35-42-2-2)		-	4	2	17
	Dealing Cocaine or Narcotic Drug (35-48-4-1)		1	2	14	22
	Dealing Marijuana, Hash Oil, or Hashish (35-48-4-10)		-	-	1	4
	Dealing Methamphetamine (35-48-4-1.1)		7	16	40	103
	Dealing Sched I, II, or III Cntrl Sub (35-48-4-2)		-	-	1	5
	Dealing Sched IV Cntrl Sub (35-48-4-3)		-	-	1	-
	Dealing in Methamphetamine (35-48-4-1.1)		1	3	15	32
	Dealing/Poss. Look-Alike Subs (35-48-4-4.6)		-	-	-	2
	Disarm/Attempt to Disarm an Officer (35-44.1-3-2)		-	1	2	3
	Domestic Battery (35-42-2-1.3)		1	20	9	132
	Escape (35-44.1-3-4)		1	3	11	17
	Fail to Stop Acc Death (9-26-1-1.1)		-	1	-	1
	Failure to Register as a Sex Offender (11-8-8-17)		-	4	-	55
	Firearm w/in One Mile of School (35-47-2-1)		1	22	7	134
	Fraud on Financial Institution (35-43-5-8)		-	-	2	11
	Habitual Felony Offender (35-50-2-8)		1	-	1	1
	Incest (35-46-1-3)		-	1	-	2
	Intimidation (35-45-2-1)		-	6	5	47
	Kidnapping (35-42-3-2)		-	1	1	4
	Neglect of a Dependent/Death (35-46-1-4)		-	1	6	9
	Non-Support of Dependent Child (35-46-1-5)		-	-	1	7
	Obliterating Handgun I.D. (35-47-2-18)		-	-	1	3
	Obstruction of Justice (35-44.1-2-2)		-	-	1	5
	Oper Veh Aft Life Susp (9-30-10-17)		-	6	6	66
	Operating Veh while Intoxicated (9-30-5-2)		-	1	-	4
	Operating Vehicle Intox-Prior (9-30-5-3)		-	-	-	1
	Operating Vehicle Intoxicated/Death (9-30-5-5)		-	-	-	1
	Operating Vehicle Intoxicated/Injury (9-30-5-4)		-	2	2	12
	Possession - Destruct Device (35-47.5-5-2)		-	-	-	1
	Possession - Machine Gun or Bomb (35-47-5-8)		-	1	-	3
	Possession of Cocaine or Narcotic Drug (35-48-4-6)		1	6	11	40
	Possession of Syringes or Needles (16-42-19-18)		-	-	1	1
	Possession/Use of Legend Drug (16-42-19-13)		1	-	1	-
	Promoting Prostitution (35-45-4-4)		-	1	-	1
	Prov Gun to Inel Per (35-47-2.5-16)		-	-	-	1
	Reckless Homicide (35-42-1-5)		-	1	4	11
	Resisting Law Enforcement (35-44.1-3-1)		-	1	-	2
	Robbery (35-42-5-1)		1	8	5	39
	Sexual Misconduct with Service Provider (35.44.1-3-10)		-	-	-	2
	Sexual Misconduct with a Minor (35-42-4-9)		-	2	-	16
	Stalking (35-45-10-5)		-	1	-	13
	Strangulation (35-42-2-9)		-	1	-	9
Theft, Receiving Stolen Property (35-43-4-2)		-	4	1	28	
Trafficking with an Inmate (35-44.1-3-5)		-	2	3	11	
Level 5 Felony Total			24	168	209	1236

Felony Level	Primary Offense	Secondary Offense	Jul-22		This Calendar Year	
			SEX		SEX	
			F	M	F	M
Level 6 Felony	Arson (35-43-1-1)		-	-	-	1
	Auto Theft, Receiving Stolen Parts (35-43-4-2.5)		-	1	8	13
	Battery (35-42-2-1)		-	2	4	12
	Criminal Confinement (35-42-3-3)		-	1	-	3
	Criminal Confinement (35-42-3-3)		-	4	-	25
	Criminal Recklessness (35-42-2-2)		-	-	-	3
	Dealing Marijuana, Hash Oil, or Hashish (35-48-4-10)		-	-	-	2
	Dissemination of Matter Harmful to Minor (35-49-3-3)		-	1	-	2
	Escape (35-44.1-3-4)		1	1	7	29
	Fail to Reg Sex Off (11-8-8-17)		-	-	-	2
	Forgery, Counterfeiting, Application Fraud (35-43-5-2)		-	-	3	3
	Home Improvement Fraud (35-43-6-12)		-	-	-	1
	Identity Deception (35-43-5-3.5)		-	-	1	1
	Insurance Fraud (35-43-5-4.5)		-	2	2	4
	Intimidation (35-45-2-1)		-	1	2	11
	Invasion of Privacy (35-46-1-15.1)		-	1	1	5
	Leaving the Scene of an Accident(9-26-1-1.1)		-	-	-	1
	Maintain Common Nuisance (35-45-2-1(c))		1	-	1	3
	Maintaining Common Nuisance (35-48-4-13)		-	-	-	1
	Neglect of a Dependent/Death (35-46-1-4)		-	-	-	1
	Non-Support of Dependent Child (35-46-1-5)		-	-	1	9
	Obstruction of Justice (35-44.1-2-2)		-	2	-	2
	Official Misconduct (35-44.1-1-1)		-	-	1	-
	Oper Vehicle-Intox-Prev Conv (9-30-5-3)		-	1	-	6
	Operating Vehicle Intoxicated-Contrlld Sub (9-30-5-1)		-	1	2	8
	Operating Vehicle Intoxicated-Endanger (9-30-5-2)		-	3	6	19
		Habitual Offender Controlled Substance (35-50-2-10)	-	-	-	1
	Operating Vehicle-Habitual Violation (9-30-10-16)		-	1	1	12
	Pointing a Firearm (35-47-4-3)		-	-	-	1
	Poss Paraphernalia (35-48-4-8.3)		-	-	1	-
	Possession of Cocaine or Narcotic Drug (35-48-4-6)		1	7	7	18
	Possession of Meth(35-48-4-6.1)		8	10	38	96
	Possession of Syringes or Needles (16-42-19-18)		2	1	2	14
	Possession or Use of Legend Drug (16-42-19-13)		-	-	1	-
	Residential Entry (35-43-2-1.5)		-	1	5	10
	Resisting Law Enforc (35-44.1-3-1)		1	1	2	11
	Sexual Battery (35-42-4-8)		-	-	-	3
	Sexual Misconduct with a Minor (35-42-4-9)		-	-	-	1
	Strangulation (35-42-2-9)		-	-	-	3
	Synthetic ID Deception (35-43-5-3.8)		-	-	-	1
	Theft, Receiving Stolen Property (35-43-4-2)		-	3	4	36
Level 6 Felony Total			14	45	100	374

Felony Level	Primary Offense	Secondary Offense	Jul-22		This Calendar Year	
			SEX		SEX	
			F	M	F	M
HO	Habitual Offender (35-50-2-8)		-	-	-	1
	Habitual Offender Controlled Substance (35-50-2-10)		-	-	-	1
HO Total			0	0	0	2

Felony Level	Primary Offense	Secondary Offense	Jul-22		This Calendar Year	
			SEX		SEX	
			F	M	F	M
Murder	Murder (35-42-1-1)		0	10	7	55
Murder Total			0	10	7	55

Grand Total	Jul-22		This Calendar Year	
	SEX		SEX	
	F	M	F	M
Grand Total	77	414	571	3159

Note: Offense data may not be available for all offenders at the time this table was prepared.
Only new commitments and probation violations are reported on this table.
Parole and Community Transition Program violators are excluded on this table.
Source: SAS - all.citations_mso.pgm

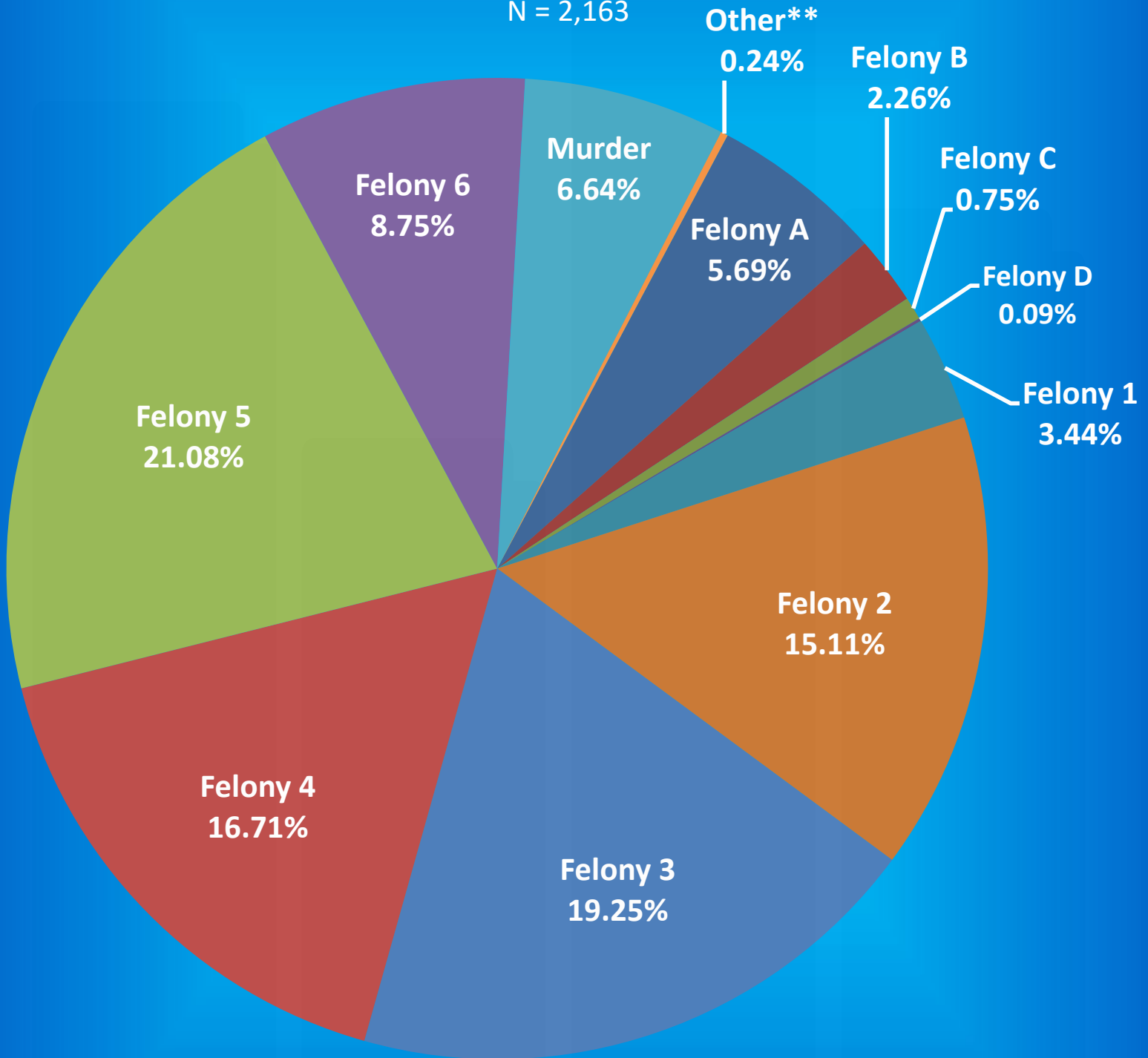
Indiana Department of Correction

Graph A

Female Population by Most Serious Offense Felony Level*

August 01, 2022

N = 2,163



• Includes Offenders Held in County Jails and Contracted Beds

** Other includes Safekeepers, Predispositions, Habitual Offenders, Misdemeanants, and Unknowns

Indiana Department of Correction

Graph B

Average Daily Adult Female Offender Populations
Calendar Year 2022



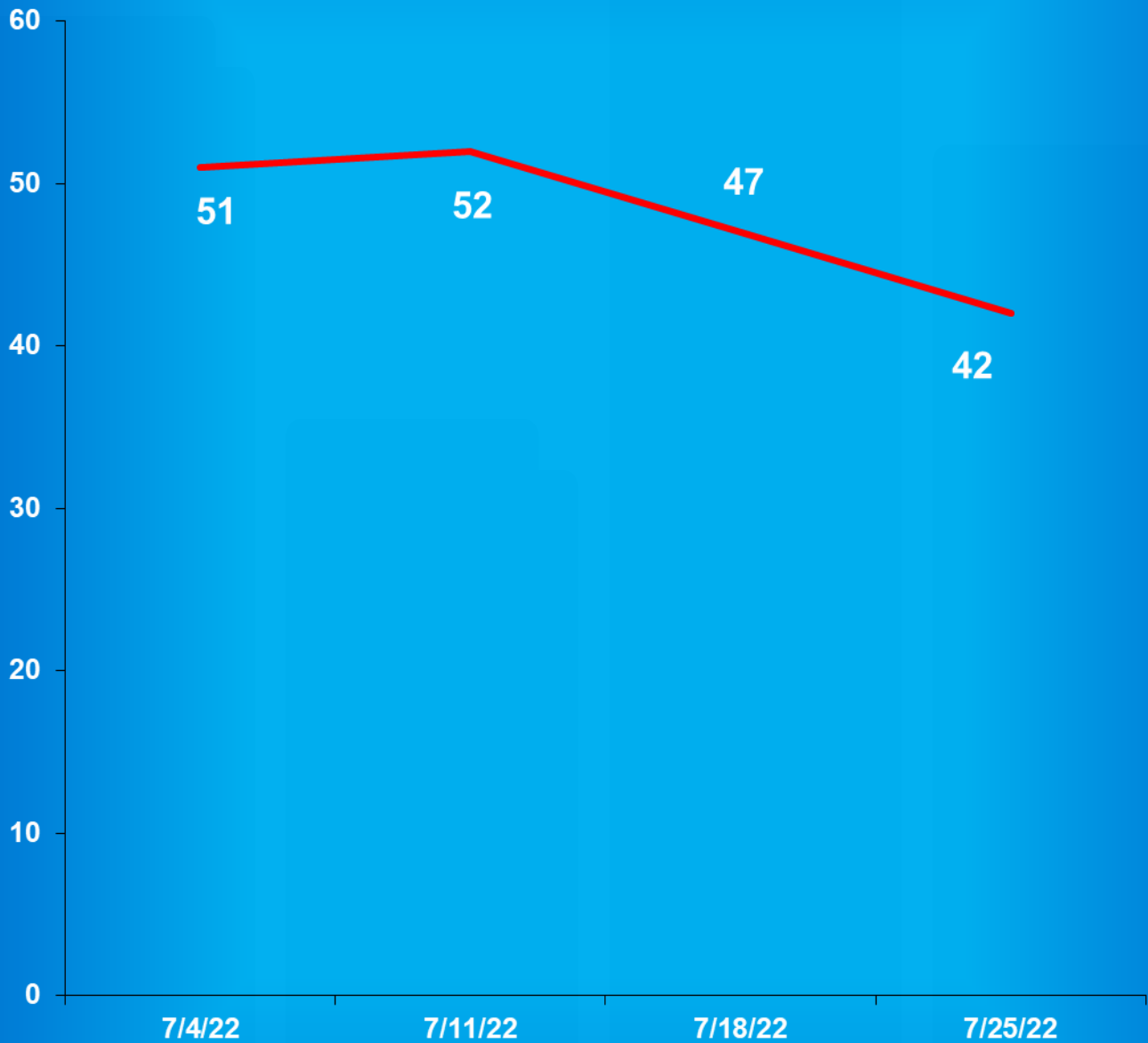
— Includes County Jail/Contract Beds — Excludes County Jail/Contract Beds

Indiana Department of Correction

Graph C

Adult Females Held in County Jails

July 2022



- Offenders held in county jails are newly sentenced offenders with completed court documents who are awaiting transfer to a DOC facility.

- Jail counts are a dynamic number that are affected by a variety of factors, including; sentencing trends, available DOC beds, and intake process completion.

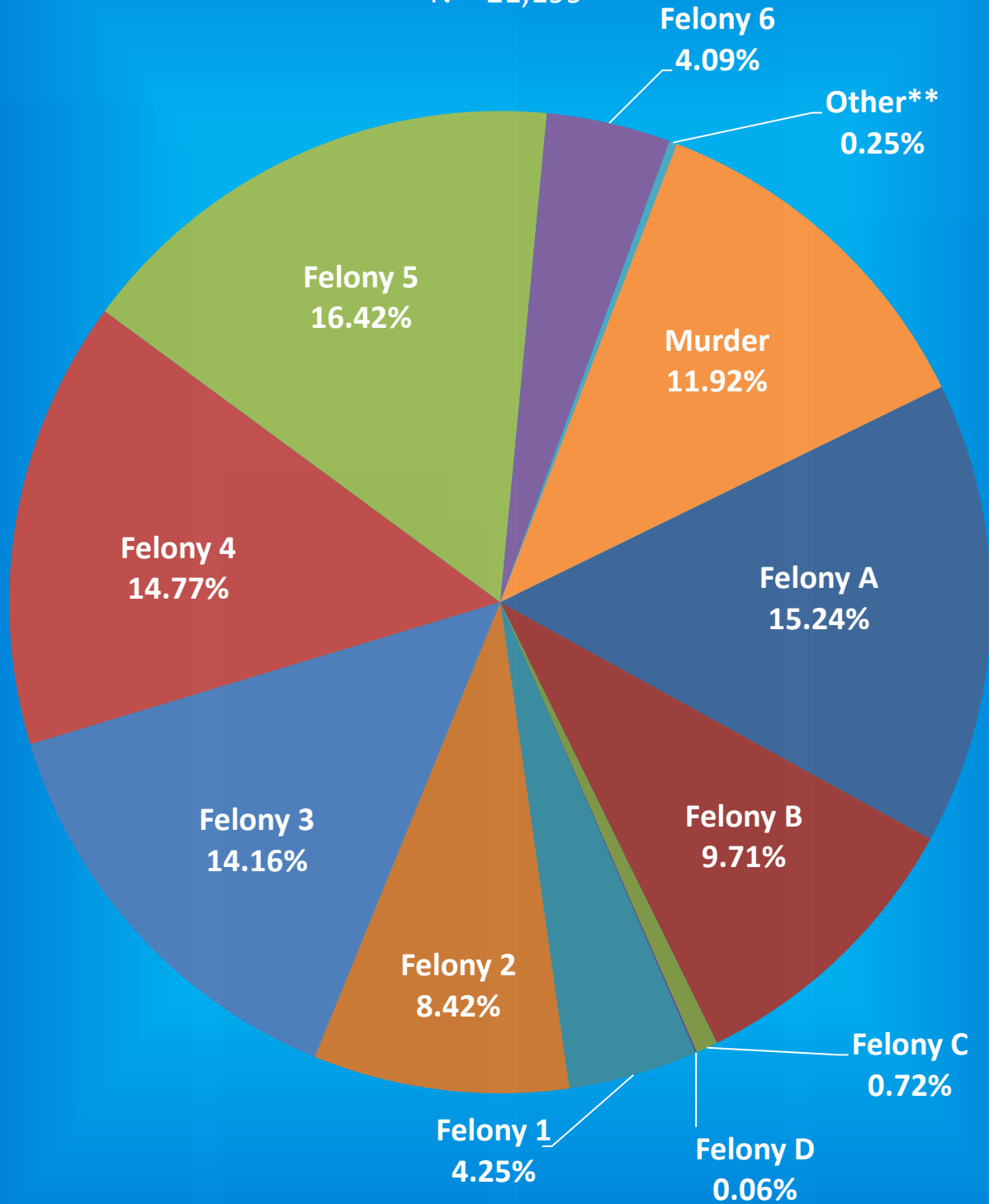
Indiana Department of Correction

Graph D

Male Population by Most Serious Offense Felony Level*

August 01, 2022

N = 21,199



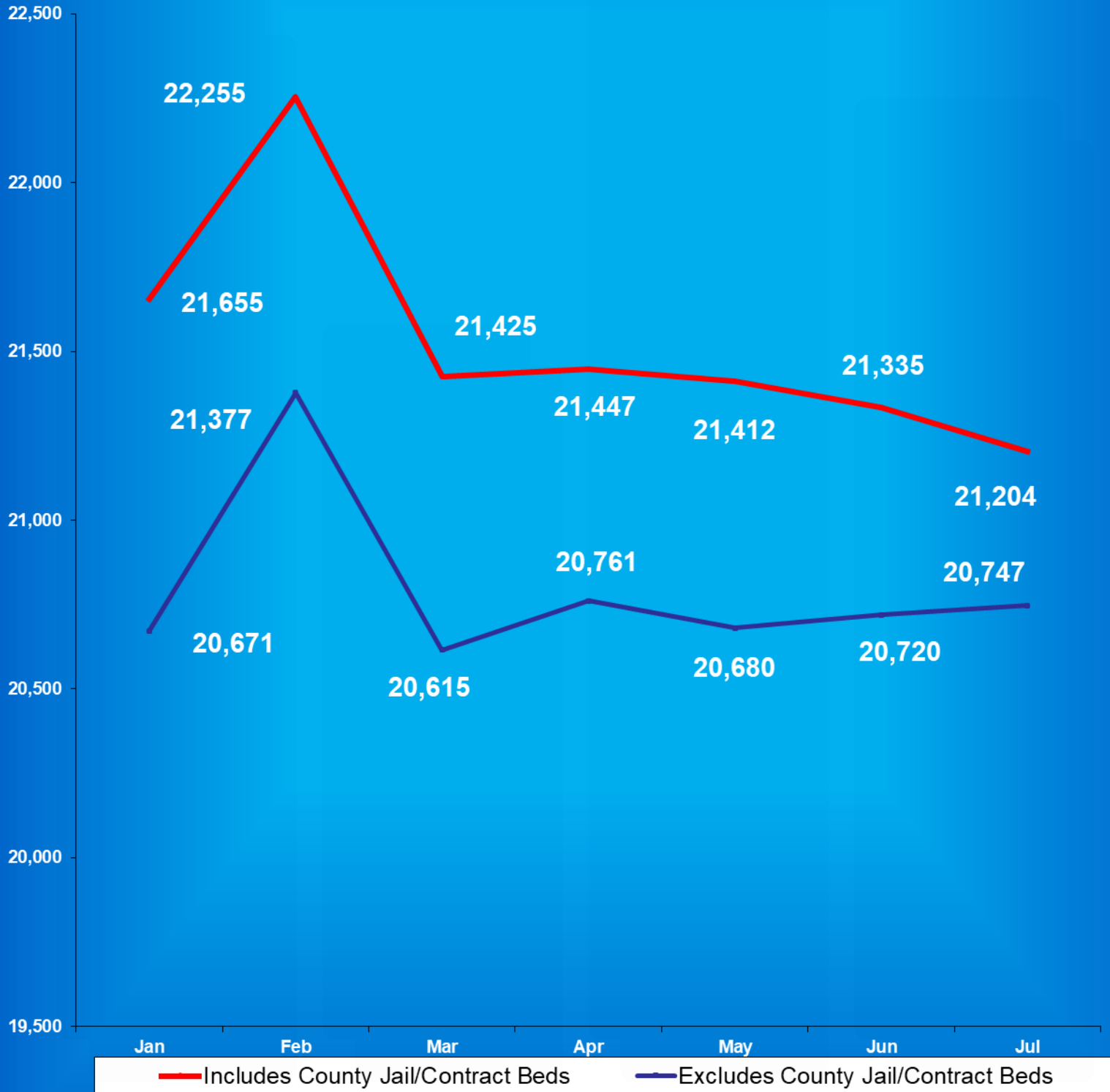
• Includes Offenders Held in County Jails and Contracted Beds

** Other includes Safekeepers, Predispositions, Habitual Offenders, Misdemeanants, and Unknowns

Indiana Department of Correction

Graph E

Average Daily Adult Male Offender Populations Calendar Year 2022

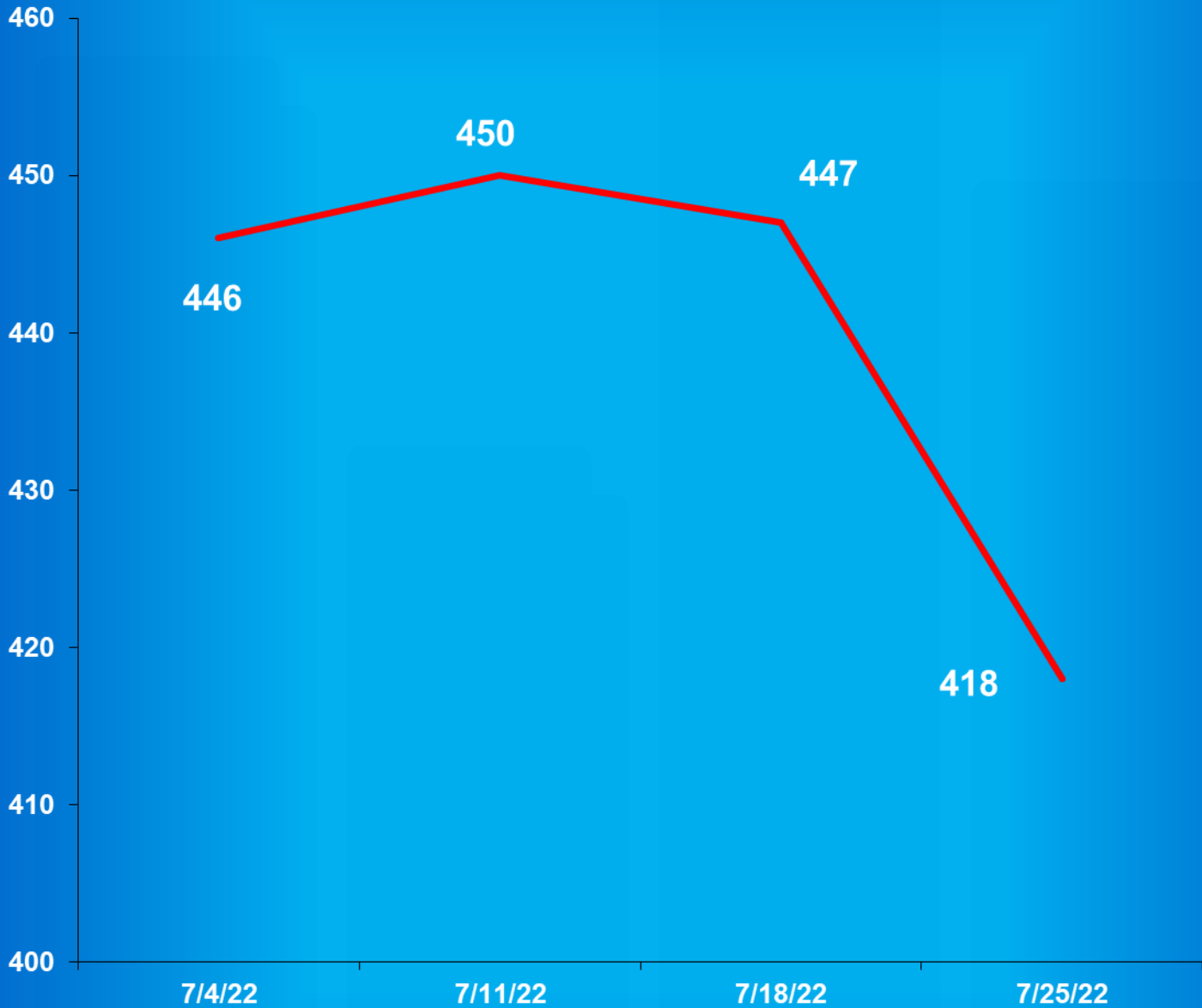


Indiana Department of Correction

Graph F

Adult Males Held in County Jails

July 2022



- Offenders held in county jails are newly sentenced offenders with completed court documents who are awaiting transfer to a DOC facility.

- Jail counts are a dynamic number that are affected by a variety of factors, including; sentencing trends, available DOC beds, and intake process completion.



Juvenile Offender Statistics



Indiana Department Of Correction
Table 13
Monthly Facility Admissions and Releases

Juvenile Offenders
July 2022

Admissions of All Juvenile Males

New Commitment	Re-Commitment	Parolee Return	Return From Escape	Diagnostics/Walk-Thrus
19	5	1	0	5

Releases of All Juvenile Males

Discharge	Parole	Escape	Diagnostics/Walk-Thrus
21	4	0	7

Admissions of All Juvenile Females

New Commitment	Re-Commitment	Parolee Return	Return From Escape	Diagnostics/Walk-Thrus
1	0	0	0	0

Releases of All Juvenile Females

Discharge	Parole	Escape	Diagnostics/Walk-Thrus
3	1	0	0

Sources:

SAS - mnthadm4_pgm_tbl13.pgm

SAS - mnthext4_pgm_tbl13.pgm

Indiana Department of Correction

Table 14

New Admissions by County of Commitment - Juveniles

July 2022

County	Admission Type			County	Admission Type		
	New Commits	Re Commits	Total		New Commits	Re Commits	Total
Adams	0	0	0	Madison	2	0	2
Allen	1	2	3	Marion	0	0	0
Bartholomew	0	0	0	Marshall	0	0	0
Benton	0	0	0	Martin	0	0	0
Blackford	0	0	0	Miami	0	0	0
Boone	0	0	0	Monroe	0	0	0
Brown	0	0	0	Montgomery	1	0	1
Carroll	0	0	0	Morgan	0	0	0
Cass	0	0	0	Newton	0	0	0
Clark	0	1	1	Noble	0	0	0
Clay	0	0	0	Ohio	0	0	0
Clinton	0	0	0	Orange	0	0	0
Crawford	0	0	0	Owen	0	0	0
Daviess	0	0	0	Parke	0	0	0
Dearborn	0	0	0	Perry	0	0	0
Decatur	0	0	0	Pike	0	0	0
DeKalb	0	0	0	Porter	0	0	0
Delaware	0	0	0	Posey	0	0	0
Dubois	0	0	0	Pulaski	1	0	1
Elkhart	0	0	0	Putnam	0	0	0
Fayette	0	0	0	Randolph	0	0	0
Floyd	0	0	0	Ripley	0	0	0
Fountain	0	0	0	Rush	0	0	0
Franklin	0	0	0	St. Joseph	2	1	3
Fulton	0	0	0	Scott	0	0	0
Gibson	0	0	0	Shelby	0	0	0
Grant	0	0	0	Spencer	0	0	0
Greene	0	0	0	Starke	0	0	0
Hamilton	0	0	0	Steuben	0	0	0
Hancock	1	0	1	Sullivan	0	0	0
Harrison	0	0	0	Switzerland	1	0	1
Hendricks	0	0	0	Tippecanoe	1	0	1
Henry	0	0	0	Tipton	0	0	0
Howard	0	0	0	Union	0	0	0
Huntington	0	0	0	Vanderburgh	4	1	5
Jackson	0	0	0	Vermillion	0	0	0
Jasper	0	0	0	Vigo	0	0	0
Jay	0	0	0	Wabash	0	0	0
Jefferson	0	0	0	Warren	0	0	0
Jennings	0	0	0	Warrick	0	0	0
Johnson	0	0	0	Washington	1	0	1
Knox	1	0	1	Wayne	0	0	0
Kosciusko	0	0	0	Wells	0	0	0
LaGrange	1	0	2	White	0	0	0
Lake	3	0	3	Whitley	0	0	0
LaPorte	0	0	0	Unknown	0	0	1
Lawrence	0	0	0	Totals	20	5	26

This data is based on most serious offense and excludes parole violations. This includes One (1) safekeepers classified in this report as Unknown.

Source: Mnthadm4_pgm_tbl14.pgm

Indiana Department of Correction

Table 15

Monthly Releases by County of Commitment - Juveniles

July 2022

County	Release Type			County	Release Type		
	Discharge	Parole	Total		Discharge	Parole	Total
Adams	0	0	0	Madison	0	0	0
Allen	2	0	2	Marion	1	0	1
Bartholomew	0	0	0	Marshall	0	0	0
Benton	0	0	0	Martin	0	0	0
Blackford	0	0	0	Miami	0	1	1
Boone	0	0	0	Monroe	0	0	0
Brown	0	0	0	Montgomery	0	0	0
Carroll	0	0	0	Morgan	1	0	1
Cass	0	0	0	Newton	0	0	0
Clark	0	0	0	Noble	0	0	0
Clay	0	0	0	Ohio	0	0	0
Clinton	2	0	2	Orange	0	0	0
Crawford	0	0	0	Owen	0	0	0
Daviess	0	0	0	Parke	0	0	0
Dearborn	0	0	0	Perry	0	0	0
Decatur	1	0	1	Pike	0	0	0
DeKalb	0	0	0	Porter	0	0	0
Delaware	0	0	0	Posey	0	0	0
Dubois	0	0	0	Pulaski	0	0	0
Elkhart	0	0	0	Putnam	0	0	0
Fayette	0	0	0	Randolph	0	0	0
Floyd	0	0	0	Ripley	0	0	0
Fountain	2	0	2	Rush	0	0	0
Franklin	0	0	0	St. Joseph	3	0	3
Fulton	0	0	0	Scott	0	0	0
Gibson	0	0	0	Shelby	0	0	0
Grant	0	0	0	Spencer	0	0	0
Greene	1	0	1	Starke	0	0	0
Hamilton	1	0	1	Steuben	0	0	0
Hancock	0	1	1	Sullivan	0	0	0
Harrison	0	0	0	Switzerland	0	0	0
Hendricks	0	0	0	Tippecanoe	1	1	2
Henry	0	0	0	Tipton	0	0	0
Howard	0	0	0	Union	0	0	0
Huntington	0	0	0	Vanderburgh	2	1	3
Jackson	0	0	0	Vermillion	0	0	0
Jasper	0	0	0	Vigo	0	0	0
Jay	0	0	0	Wabash	0	0	0
Jefferson	1	0	1	Warren	0	0	0
Jennings	2	0	2	Warrick	0	0	0
Johnson	0	0	0	Washington	0	0	0
Knox	0	0	0	Wayne	0	0	0
Kosciusko	0	1	1	Wells	0	0	0
LaGrange	1	0	1	White	0	0	0
Lake	2	0	2	Whitley	0	0	0
LaPorte	0	0	0	Unknown	1	0	1
Lawrence	0	0	0	Totals	24	5	29

Some discharges may be releases to County Probation - data is unable to be separated.

Diagnostics and Escapes are excluded.

Source: Mnthext4_pgm_tbl15.pgm

Indiana Department of Correction
Table 16
Total Number of Committing Offenses for Juveniles
Committed to the Indiana Department of Correction

July 2022

OFFENSE (Citation Code)	NUMBER OF OFFENSES			
	This Month		This Calendar Year	
LEVEL I	Female	Male	Female	Male
Aggravated Battery (35-42-2-1.5)	0	0	0	4
Arson (35-43-1-1)	0	0	0	2
Battery (35-42-2-1)	0	0	1	15
Battery by Bodily Waste (35-42-2-6)	0	0	1	3
Burglary (35-43-2-1)	0	0	0	12
Carjacking (35-42-5-2)	0	0	0	0
Carrying Handgun w/o License (35-47-2-1)	0	0	0	15
Changing, Altering, Removing, Obliterating ID of Handgun (35-47-2-18)	0	0	0	0
Child Exploitation (35-42-4-4)	0	0	0	4
Child Molesting (35-42-4-3)	0	0	0	13
Child Seduction (35-42-4-7)	0	0	0	0
Child Selling (35-46-1-4)	0	0	0	0
Child Solicitation (35-42-4-6)	0	0	0	0
Child in Possession of Handgun (35-47-10-5)	0	0	0	4
Consumer Product Tampering (35-45-8-3)	0	0	0	0
Criminal Confinement (35-42-3-3)	0	0	0	3
Criminal Deviate Conduct (35-42-4-2)	0	0	0	0
Criminal Gang Intimidation (35-45-9-4)	0	0	0	0
Criminal Gang Recruitment	0	0	0	0
Criminal Recklessness (35-42-2-2)	0	0	2	12
Dangerous Possession of a Firearm (35-47-10-5)	0	0	0	18
Dealing in a Sawed-Off Shotgun (35-47-5-4.1)	0	0	0	0
Distribution of a Destructive Device (IC 35-47.5-5-5)	0	0	0	0
Domestic Battery (35-42-2-1.3)	0	0	6	17
Driving While Intoxicated Resulting in Death (9-30-5-5)	0	0	0	0
False Application for Handgun (35-47-2-8)	0	0	0	0
False, Altering Handgun License (35-47-2-22)	0	0	0	0
Feticide (35-42-1-6)	0	0	0	0
Handgun, False ID (35-47-2-17)	0	0	0	0
Incest (35-46-1-3)	0	0	0	0
Interference with Custody (35-42-3-4)	0	0	0	0
Intimidation (35-45-2-1)	0	0	0	0
Involuntary Manslaughter (35-42-1-4)	0	0	0	0
Kidnapping (35-42-3-2)	0	0	0	0
Murder (35-42-1-1)	0	0	0	1
Neglect of a Dependent (35-46-1-4)	0	0	0	0
Operation of a Machine Gun/Hurling a Bomb (35-47-5-9)	0	0	0	0
Overpass Mischief (35-42-2-5)	0	0	0	0
Pointing a Firearm (35-47-4-3)	0	0	0	4
Possession of Firearm on School Property (35-47-9-2)	0	0	0	0
Possession of a Machine Gun or Bomb (35-47-5-9)	0	0	0	0
Rape (35-42-4-1)	0	0	0	2
Reckless Homicide (35-42-1-5)	0	0	0	0
Resisting Law Enforcement (35-44-3-3)	0	0	0	0
Robbery (35-42-5-1)	0	0	1	16
Sell, Manufacture, Possess, Purchase Explosive (35-47-5-1)	0	0	0	0
Sell, Transfer, HIV Blood (35-42-1-7)	0	0	0	0
Selling, Transferring, Giving Handgun to Under 18 (35-47-2-7)	0	0	0	0
Sexual Battery (35-42-4-8)	0	0	0	2
Sexual Misconduct (35-44-1-5)	0	0	0	0
Sexual Misconduct with a Minor (35-42-4-9)	0	0	0	0
Stalking (35-45-10-5)	0	0	0	0
Strangulation (35-42-2-9)	0	0	0	3
Unlawful Delivery of Confiscated Firearm (35-47-3-4)	0	0	0	0
Unlawful Use of Body Armor (35-47-5-13)	0	0	0	0
Unlawful Use of Stun Gun (35-47-8-5)	0	0	0	0
Vicarious Sexual Gratification (35-42-4-5)	0	0	0	0
Voluntary Manslaughter (35-42-1-3)	0	0	0	0
Sub-Total	0	0	11	150

LEVEL II

Assisting a Criminal (35-44-3-2)	0	0	0	0
Chinese Throwing Star (35-47-5-12)	0	0	0	0
Criminal Gang Activity (35-45-9-3)	0	0	0	0
Criminal Recklessness (35-42-2-2)	0	0	0	0
Dealing Anabolic Steroid (16-42-19-27)	0	0	0	0
Dealing Methamphetamine (35-48-4-1.1)	0	0	0	0
Dealing in Cocaine or Narcotic Drug (35-48-4-1)	0	0	0	0
Dealing in Marijuana, Hash Oil, or Hashish (35-48-4-10)	0	0	0	1
Dealing in a Schedule I, II, or III Controlled Substance (35-48-4-2)	0	0	0	0
Dealing in a Schedule IV Controlled Substance (35-48-4-3)	0	0	0	0
Dealing in a Schedule V Controlled Substance (35-48-4-4)	0	0	0	0
Dealing in a Substance Represented to be a Controlled Substance (35-48-4-4.5)	0	0	0	0
Delivery of Weapon to Intoxicated Person (35-47-4-1)	0	0	0	0
Disarming Law Enforcement Officer (35-44.1-3-2)	0	0	0	0
Escape/Failure to Return to Lawful Detention (35-44-3-5)	0	0	1	10
Inmate w/ Deadly Weapon (35-44.1-3-7)	0	0	0	0
Interference with Custody (35-42-3-4)	0	0	0	0
Intimidation (35-45-2-1)	0	0	2	27
Knife with Automatic Blade (35-47-5-2)	0	0	0	0
Loan Sharking (35-45-7-2)	0	0	0	0
Maintaining a Common Nuisance (35-48-4-13)	0	0	0	0
Making loan secured by mortgage, deposit or pledge of handgun (35-47-4-2)	0	0	0	0
Manufacture, Distribution, Possession of a Substance Represented to be a Controlled Substance (35-48-4-4)	0	0	0	0
Neglect of a Dependent (35-46-1-4)	0	0	0	0
Poss Precursors w/ Intent to Manufacture Etc. (35-48-4-14.5)	0	0	0	0
Possession of a Controlled Substance (35-48-4-7)	0	0	0	0
Possession of a Knife on School Property (35-47-5-2.5)	0	0	0	0
Promoting Prostitution (35-45-4-4)	0	0	0	0
Purchase, Possession or Sale of Stun Gun (35-47-8-5)	0	0	0	0
Resisting Law Enforcement (35-44-3-3)	0	0	0	19
Rioting with a Deadly Weapon (35-45-1-2)	0	0	0	0
Sale, Possession, Use of Legend Drug (16-42-19-27)	0	0	0	0
Sexual Misconduct with a Minor (35-42-4-9)	0	0	0	0
Stalking (35-45-10-5)	0	0	0	0
Trafficking with an Inmate (35-44-3-9)	0	0	0	0
Use of Stun Gun in Commission of a Crime (35-47-8-5)	0	0	0	0
Sub-Total	0	0	3	57

LEVEL III

Accident /Failure to Stop (9-26-1-8)	0	0	0	0
Accident, Property Damage with Injury (9-26-1-8)	0	0	0	0
Altering or Damaging Computer (35-43-1-4)	0	0	0	0
Auto Theft, Receiving Stolen Parts (35-43-4-2.5)	0	0	2	14
Battery (35-42-2-1)	0	0	9	25
Battery by Bodily Waste (35-42-2-6)	0	0	0	0
Bestiality	0	0	0	1
Bribery (35-44-1-1)	0	0	0	0

LEVEL III (cont'd)	NUMBER OF OFFENSES			
	This Month		This Calendar Year	
	Female	Male	Female	Male
Burglary (35-43-2-1)	0	0	0	0
Check Deception (35-43-5-5)	0	0	0	0
Check Fraud (35-43-5-12)	0	0	0	0
Child Exploitation (35-42-4-4)	0	0	0	0
Controlled Substance Registration (35-48-4-14)	0	0	0	0
Conversion (35-43-4-3)	0	0	0	1
Criminal Mischief (35-43-1-2)	0	0	4	26
Criminal Recklessness (35-42-2-2)	0	0	0	1
Criminal Trespass (35-43-2-2)	0	0	0	2
Dealing in Altered Property (35-43-4-2.3)	0	0	0	0
Dealing in Marijuana, Hash Oil, or Hashish (35-48-4-10)	0	0	0	0
Dealing in Paraphernalia (35-48-4-8.5)	0	0	0	0
Dealing in a Schedule IV Controlled Substance (35-48-4-3)	0	0	0	0
Distribution of Material Harmful to Minor (35-49-3-3)	0	0	0	0
Escape/Failure to Return to Lawful Detention (35-44-3-5)	0	0	5	17
Failure to Appear (35-44-3-6)	0	0	0	0
False Reporting (35-44-2-2)	0	0	0	0
Forgery (35-43-5-2)	0	0	0	0
Fraud (35-43-5-4)	0	0	0	1
Fraud on Financial Institution (35-45-5-8)	0	0	0	0
Home Improvement Fraud (35-43-6-13)	0	0	0	0
Identity Deception (35-43-5-3.5)	0	0	0	0
Interference with Custody (35-42-3-4)	0	0	0	0
Interference with Reporting Crime (35-42-2-5)	0	0	0	1
Invasion of Privacy (35-46-1-15.1)	0	0	0	0
Kill Domestic Animal	0	0	0	0
Manufacture of Paraphernalia (35-48-4-8.1)	0	0	0	0
Nonsupport of Child (35-46-1-5)	0	0	0	0
Nonsupport of Spouse (35-46-1-6)	0	0	0	0
Obscene Performance (35-49-3-1)	0	0	0	0
Obstructing Fireman (35-44-3-8)	0	0	0	0
Obstructing Traffic (35-42-2-4)	0	0	0	0
Obstruction of Justice (35-44-3-4)	0	0	0	1
Operating Vehicle After Lifetime Forfeiture (9-30-10-17)	0	0	0	0
Operating Vehicle While Intoxicated (9-30-5-4)	0	0	0	0
Operating Vehicle While Intoxicated with Prior (9-30-5-3)	0	0	0	0
Patronizing a Prostitute (35-45-4-3)	0	0	0	0
Perjury (35-44-2-1)	0	0	0	0
Possession of Cocaine or Narcotic Drug (35-48-4-6)	0	0	1	2
Possession of Marijuana, Hash Oil, or Hashish (35-48-4-11)	0	0	0	0
Possession of Methamphetamines (35-48-4-6.1)	0	0	0	1
Possession of Paraphernalia (35-48-4-8.3)	0	0	0	0
Possession of a Controlled Substance (35-48-4-7)	0	0	0	0
Possession of a Syringe (16-42-19-18)	0	0	0	1
Possession/Use of Legend Drug (16-42-19-13)	0	0	0	2
Professional Gambling (35-45-5-3)	0	0	0	0
Profiting from Adoption (35-46-1-9)	0	0	0	0
Promoting Professional Gambling (35-45-5-4)	0	0	0	0
Promoting Prostitution (35-45-4-4)	0	0	0	0
Prostitution (35-45-4-2)	0	0	0	0
Public Indecency (35-45-4-1)	0	0	0	1
Public Nudity (35-45-4-1.5)	0	0	0	0
Railroad Mischief (35-42-2-5.5)	0	0	0	0
Receiving Stolen Auto Parts (35-43-4-2.5)	0	0	0	0
Receiving Stolen Property (35-43-4-2)	0	0	0	0
Residential Entry (35-43-2-1.5)	0	0	1	2
Resisting Law Enforcement (35-44-3-3)	0	0	2	27

LEVEL III (cont'd)	NUMBER OF OFFENSES			
	This Month		This Calendar Year	
	Female	Male	Female	Male
Rioting (35-45-1-2)	0	0	0	1
Sale, Possession, Use of Legend Drug (16-42-19-27)	0	0	0	0
Selling, Distributing, Exhibiting Obscene Material (35-49-3-1)	0	0	0	0
Stalking (35-45-10-5)	0	0	0	0
Synthetic Drug (35-48-4-11.5)	0	0	0	0
Theft (35-43-4-2)	0	0	5	32
Torture or Mutilation of Animal (35-46-3-12)	0	0	0	0
Trafficking with an Inmate (35-44-3-9)	0	0	0	0
Unauthorized Possession of Prescription Form (35-48-4-14)	0	0	0	0
Unlawful Entry of Motor Vehicle (35-43-4-2.7)	0	0	0	1
Voyeurism (35-45-4-5)	0	0	0	0
Welfare Fraud (35-43-5-7)	0	0	0	0
Sub-Total	0	0	29	160

LEVEL IV

Absence From Home Detention (35-38-2.5-10)	0	0	0	0
Accident/Failure to Stop (9-26-1-8)	0	0	0	2
Alcohol Violation (31-37-2-6)	0	0	0	0
Animal Cruelty (35-46-3-12)	0	0	0	0
Assisting a Criminal (35-44-3-2)	0	0	0	0
Beats Vertebrate Animal (35-46-3-12)	0	0	0	0
Check Deception (35-43-5-5)	0	0	0	0
Common Nuisance (35-48-4-13)	0	0	0	0
Computer Trespassing (35-43-2-3)	0	0	0	0
Counterfeiting Auto Registration (9-18-2-42)	0	0	0	0
Counterfeiting a Driver's License (9-24-18-7)	0	0	0	0
Criminal Mischief (35-43-1-2)	0	0	0	0
Curfew Violation (31-37-2-5)	0	0	0	1
Deception (35-43-5-3)	0	0	0	0
Deer Outside Hours (14-22-6-1)	0	0	0	0
Deer w/ Illegal Device (14-22-6-1)	0	0	0	0
Disorderly Conduct (35-45-1-3)	0	0	3	15
Dissemination of Material Harmful to Minor (35-49-3-3)	0	0	0	0
Driving While Intoxicated (9-11-2-3)	0	0	0	0
Driving with Suspended License (9-24-19-2)	0	0	0	0
Exploitation of Dependent/Endangered Adult (35-46-1-12)	0	0	0	0
Failure to Appear (35-44-3-6)	0	0	0	0
Failure to Disclose Recruitment (35-46-4-4)	0	0	0	0
Failure to Respond to Summons (35-44-3-6.5)	0	0	0	0
False Auto Registration (9-18-2-44)	0	0	0	0
False Identity Statement (35-44-2-6)	0	0	0	0
False Informing (35-44-2-2)	0	0	1	6
Flag Desecration (35-45-1-4)	0	0	0	0
Glue Sniffing (35-46-6-2)	0	0	0	0
Habitual Disobedience of Parent, Guardian, or Custodian (Incorrigible) (31-37-2-4)	0	0	0	5
Harassment (35-45-2-2)	0	0	0	0
Home Improvement Fraud (35-43-6-12)	0	0	0	0
Illegal Consumption of Alcohol (7.1-5-7-7)	0	0	1	1
Illegal Possession of Alcohol (7.1-5-7-7)	0	0	0	0
Impairment of ID Number (35-43-7-4)	0	0	0	0
Interference with Custody (35-42-3-4)	0	0	0	0
Interfering with Law Enforcement Animal (35-46-3-11)	0	0	0	0
Invasion of Privacy (35-46-1-15.1)	0	0	0	0
Leaving Home w/o Permission of Parent, Guardian or Custodian (Runaway) (31-37-2-2)	0	0	2	4
Leaving Scene of Accident (9-26-1-1.1)	0	0	0	0
Maintaining a Common Nuisance (35-48-4-13)	0	0	0	0
Nitrous Oxide Distribution (35-46-6-3)	0	0	0	0
Obscene Performance (35-49-3-1)	0	0	0	0
Obstructing Medical Emergency (35-44-3-8.5)	0	0	0	0
Obstructing Traffic (35-42-2-4)	0	0	0	0

NUMBER OF OFFENSES

LEVEL IV (cont'd)	This Month		This Calendar Year	
	Female	Male	Female	Male
Official Misconduct (35-44.1-1-1)	0	0	0	0
Operating Vehicle While Intoxicated (9-30-5-2)	0	0	0	0
Operating Vehicle While Intoxicated/Cntrl'd Sub (9-30-5-1)	0	0	0	0
Operating Vehicle w/o License (9-24-18-1)	0	0	1	6
Operating Vehicle w/o Proof of Financial (9-25-8-2)	0	0	0	0
Operating Vehicle w/o Registration/Plates (9-18-2-43)	0	0	0	0
Possession of Device/Interfere Test (35-43-5-18)	0	0	0	0
Possession of Marijuana, Hash Oil, or Hashish (35-48-4-11)	0	0	1	11
Possession of Paraphernalia (35-48-4-8.3)	0	0	1	1
Possession of Substance Represented to be a Controlled Substance (35-48-4-4.6)	0	0	0	0
Possession, Purchase, Accepting Tobacco (35-46-1-10.5)	0	0	0	0
Probation Violation	0	0	0	98
Public Intoxication (7.1-5-1-3)	0	0	0	0
Receiving Unidentified Property (35-43-7-5)	0	0	0	0
Reckless Driving (9-21-8-52)	0	0	0	0
Refusal to Aid Officer (35-44-3-7)	0	0	0	0
Refusal to Identify Self (34-28-5-3.5)	0	0	0	0
Selling, Distributing, Exhibiting Obscene Material (35-49-3-1)	0	0	0	0
Synthetic Drug (35-48-4-11.5)	0	0	0	0
Taking Deer/Turkey (14-22-6-1)	0	0	0	0
Tattooing a Minor (35-42-2-7)	0	0	0	0
Torture, Kill, Mutilate an Animal (35-46-3-12)	0	0	0	0
Unauthorized Possession of Prescription (35-48-4-14)	0	0	0	0
Unlawful Entry of Motor Vehicle (35-43-4-2.7)	0	0	0	7
Unlawful Gambling (35-45-5-2)	0	0	0	0
Unlawful Use of Railroad Right of Way (8-3-15-3)	0	0	0	0
Vending Machine Vandalism (35-43-4-7)	0	0	0	0
Violation Home Detention	0	0	0	0
Violation Suspended Commitment to DOC	0	0	0	0
Violation of Compulsory School Attendance Law (Truancy) (31-37-2-3)	0	0	0	2
Voyeurism (35-45-4-5)	0	0	0	0
Welfare Fraud (35-45-5-7)	0	0	0	0
Sub-Total	0	0	10	159
GRAND TOTAL NUMBER OF OFFENSES	0	0	53	526

Indiana Department of Correction
Table 17
Number of Juvenile Offenders by Most Serious Offense
Committed to the Indiana Department of Correction

July 2022

MOST SERIOUS OFFENSE (Citation Code)	NUMBER OF JUVENILES			
	This Month		This Calendar Year	
LEVEL I	Female	Male	Female	Male
Aggravated Battery (35-42-2-1.5)	0	2	0	4
Arson (35-43-1-1)	0	0	0	1
Battery (35-42-2-1)	0	1	1	13
Battery by Bodily Waste (35-42-2-6)	0	0	1	3
Burglary (35-43-2-1)	0	2	0	12
Carjacking (35-42-5-2)	0	0	0	0
Carrying Handgun w/o License (35-47-2-1)	0	0	0	6
Changing, Altering, Removing, Obliterating ID of Handgun (35-47-2-18)	0	0	0	0
Child Exploitation (35-42-4-4)	0	0	0	0
Child Molesting (35-42-4-3)	0	0	0	10
Child Seduction (35-42-4-7)	0	0	0	0
Child Selling (35-46-1-4)	0	0	0	0
Child Solicitation (35-42-4-6)	0	0	0	0
Child in Possession of Handgun (35-47-10-5)	0	0	0	2
Consumer Product Tampering (35-45-8-3)	0	0	0	0
Criminal Confinement (35-42-3-3)	0	0	0	2
Criminal Deviate Conduct (35-42-4-2)	0	0	0	0
Criminal Gang Intimidation (35-45-9-4)	0	0	0	0
Criminal Gang Recruitment	0	0	0	0
Criminal Recklessness (35-42-2-2)	0	2	1	7
Dangerous Possession of a Firearm (35-47-10-5)	0	3	0	10
Dealing in a Sawed-Off Shotgun (35-47-5-4.1)	0	0	0	0
Distribution of a Destructive Device (IC 35-47.5-5-5)	0	0	0	0
Domestic Battery (35-42-2-1.3)	0	2	6	12
Driving While Intoxicated Resulting in Death (9-30-5-5)	0	0	0	0
False Application for Handgun (35-47-2-8)	0	0	0	0
False, Altering Handgun License (35-47-2-22)	0	0	0	0
Feticide (35-42-1-6)	0	0	0	0
Handgun, False ID (35-47-2-17)	0	0	0	0
Incest (35-46-1-3)	0	0	0	0
Interference with Custody (35-42-3-4)	0	0	0	0
Intimidation (35-45-2-1)	0	0	0	0
Involuntary Manslaughter (35-42-1-4)	0	0	0	0
Kidnapping (35-42-3-2)	0	0	0	0
Murder (35-42-1-1)	0	0	0	1
Neglect of a Dependent (35-46-1-4)	0	0	0	0
Operation of a Machine Gun/Hurling a Bomb (35-47-5-9)	0	0	0	0
Overpass Mischief (35-42-2-5)	0	0	0	0
Pointing a Firearm (35-47-4-3)	0	0	0	1
Possession of Firearm on School Property (35-47-9-2)	0	0	0	0
Possession of a Machine Gun or Bomb (35-47-5-9)	0	0	0	0
Rape (35-42-4-1)	0	0	0	2
Reckless Homicide (35-42-1-5)	0	0	0	0
Resisting Law Enforcement (35-44-3-3)	0	0	0	0
Robbery (35-42-5-1)	0	3	1	14
Sell, Manufacture, Possess, Purchase Explosive (35-47-5-1)	0	0	0	0
Sell, Transfer, HIV Blood (35-42-1-7)	0	0	0	0
Selling, Transferring, Giving Handgun to Under 18 (35-47-2-7)	0	0	0	0
Sexual Battery (35-42-4-8)	0	0	0	2
Sexual Misconduct (35-44-1-5)	0	0	0	0

LEVEL I (cont'd)	NUMBER OF JUVENILES			
	This Month		This Calendar Year	
	Female	Male	Female	Male
Sexual Misconduct with a Minor (35-42-4-9)	0	0	0	0
Stalking (35-45-10-5)	0	0	0	0
Strangulation (35-42-2-9)	0	0	0	0
Unlawful Delivery of Confiscated Firearm (35-47-3-4)	0	0	0	0
Unlawful Use of Body Armor (35-47-5-13)	0	0	0	0
Unlawful Use of Stun Gun (35-47-8-5)	0	0	0	0
Vicarious Sexual Gratification (35-42-4-5)	0	0	0	0
Voluntary Manslaughter (35-42-1-3)	0	0	0	0
Sub-Total	0	15	10	102

LEVEL II				
Assisting a Criminal (35-44-3-2)	0	0	0	0
Chinese Throwing Star (35-47-5-12)	0	0	0	0
Criminal Gang Activity (35-45-9-3)	0	0	0	0
Criminal Recklessness (35-42-2-2)	0	0	0	0
Dealing Anabolic Steroid (16-42-19-27)	0	0	0	0
Dealing Methamphetamine (35-48-4-1.1)	0	0	0	0
Dealing in Cocaine or Narcotic Drug (35-48-4-1)	0	0	0	0
Dealing in Marijuana, Hash Oil, or Hashish (35-48-4-10)	0	0	0	0
Dealing in a Schedule I, II, or III Controlled Substance (35-48-4-2)	0	0	0	0
Dealing in a Schedule IV Controlled Substance (35-48-4-3)	0	0	0	0
Dealing in a Schedule V Controlled Substance (35-48-4-4)	0	0	0	0
Dealing in a Substance Represented to be a Controlled Substance (35-48-4-4.5)	0	0	0	0
Delivery of Weapon to Intoxicated Person (35-47-4-1)	0	0	0	0
Disarming Law Enforcement Officer (35-44.1-3-2)	0	0	0	0
Escape/Failure to Return to Lawful Detention (35-44-3-5)	0	1	1	6
Inmate w/ Deadly Weapon (35-44.1-3-7)	0	0	0	0
Interference with Custody (35-42-3-4)	0	0	0	0
Intimidation (35-45-2-1)	1	3	2	15
Knife with Automatic Blade (35-47-5-2)	0	0	0	0
Loan Sharking (35-45-7-2)	0	0	0	0
Maintaining a Common Nuisance (35-48-4-13)	0	0	0	0
Making loan secured by mortgage, deposit or pledge of handgun (35-47-4-2)	0	0	0	0
Manufacture, Distribution, Possession of a Substance Represented to be a Controlled Substance (35-48-4-4.5)	0	0	0	0
Neglect of a Dependent (35-46-1-4)	0	0	0	0
Poss precursors w/intent to manufacture etc. (35-48-4-14.5)	0	0	0	0
Possession of a Controlled Substance (35-48-4-7)	0	0	0	0
Possession of a Knife on School Property (35-47-5-2.5)	0	0	0	0
Promoting Prostitution (35-45-4-4)	0	0	0	0
Purchase, Possession or Sale of Stun Gun (35-47-8-5)	0	0	0	0
Resisting Law Enforcement (35-44-3-3)	0	0	0	9
Rioting with a Deadly Weapon (35-45-1-2)	0	0	0	0
Sale, Possession, Use of Legend Drug (16-42-19-27)	0	0	0	0
Sexual Misconduct with a Minor (35-42-4-9)	0	0	0	0
Stalking (35-45-10-5)	0	0	0	0
Trafficking with an Inmate (35-44-3-9)	0	0	0	0
Use of Stun Gun in Commission of a Crime (35-47-8-5)	0	0	0	0
Sub-Total	1	4	3	30

LEVEL III				
Accident /Failure to Stop (9-26-1-8)	0	0	0	0
Accident, Property Damage with Injury (9-26-1-8)	0	0	0	0
Altering or Damaging Computer (35-43-1-4)	0	0	0	0
Auto Theft, Receiving Stolen Parts (35-43-4-2.5)	0	0	1	5
Battery (35-42-2-1)	0	0	3	8
Bestiality	0	0	0	1
Bribery (35-44-1-1)	0	0	0	0
Burglary (35-43-2-1)	0	0	0	0
Check Deception (35-43-5-5)	0	0	0	0

LEVEL III (cont'd)	NUMBER OF JUVENILES			
	This Month		This Calendar Year	
	Female	Male	Female	Male
Check Fraud (35-43-5-12)	0	0	0	0
Child Exploitation (35-42-4-4)	0	0	0	0
Controlled Substance Registration (35-48-4-14)	0	0	0	0
Conversion (35-43-4-3)	0	0	0	0
Criminal Mischief (35-43-1-2)	0	1	1	3
Criminal Recklessness (35-42-2-2)	0	0	0	0
Criminal Trespass (35-43-2-2)	0	0	0	0
Dealing in Altered Property (35-43-4-2.3)	0	0	0	0
Dealing in Marijuana, Hash Oil, or Hashish (35-48-4-10)	0	0	0	0
Dealing in Paraphernalia (35-48-4-8.5)	0	0	0	0
Distribution of Material Harmful to Minor (35-49-3-3)	0	0	0	0
Escape/Failure to Return to Lawful Detention (35-44-3-5)	0	0	3	4
Failure to Appear (35-44-3-6)	0	0	0	0
False Reporting (35-44-2-2)	0	0	0	0
Forgery (35-43-5-2)	0	0	0	0
Fraud (35-43-5-4)	0	0	0	0
Fraud on Financial Institution (35-45-5-8)	0	0	0	0
Home Improvement Fraud (35-43-6-13)	0	0	0	0
Identity Deception (35-43-5-3.5)	0	0	0	0
Interference with Custody (35-42-3-4)	0	0	0	0
Interference with Reporting Crime (35-42-2-5)	0	0	0	0
Invasion of Privacy (35-46-1-15.1)	0	0	0	0
Kill Domestic Animal	0	0	0	0
Manufacture of Paraphernalia (35-48-4-8.1)	0	0	0	0
Nonsupport of Child (35-46-1-5)	0	0	0	0
Nonsupport of Spouse (35-46-1-6)	0	0	0	0
Obscene Performance (35-49-3-1)	0	0	0	0
Obstructing Fireman (35-44-3-8)	0	0	0	0
Obstructing Traffic (35-42-2-4)	0	0	0	0
Obstruction of Justice (35-44-3-4)	0	0	0	0
Operating Vehicle After Lifetime Forfeiture (9-30-10-17)	0	0	0	0
Operating Vehicle While Intoxicated (9-30-5-4)	0	0	0	0
Operating Vehicle While Intoxicated with Prior (9-30-5-3)	0	0	0	0
Patronizing a Prostitute (35-45-4-3)	0	0	0	0
Perjury (35-44-2-1)	0	0	0	0
Possession of Cocaine or Narcotic Drug (35-48-4-6)	0	0	1	0
Possession of Marijuana, Hash Oil, or Hashish (35-48-4-11)	0	0	0	0
Possession of Methamphetamines (35-48-4-6.1)	0	0	0	1
Possession of Paraphernalia (35-48-4-8.3)	0	0	0	0
Possession of a Controlled Substance (35-48-4-7)	0	0	0	0
Possession of a Syringe (16-42-19-18)	0	0	0	0
Possession/Use of Legend Drug (16-42-19-13)	0	1	0	2
Professional Gambling (35-45-5-3)	0	0	0	0
Profiting from Adoption (35-46-1-9)	0	0	0	0
Promoting Professional Gambling (35-45-5-4)	0	0	0	0
Promoting Prostitution (35-45-4-4)	0	0	0	0
Prostitution (35-45-4-2)	0	0	0	0
Public Indecency (35-45-4-1)	0	0	0	0
Public Nudity (35-45-4-1.5)	0	0	0	0
Railroad Mischief (35-42-2-5.5)	0	0	0	0
Receiving Stolen Property (35-43-4-2)	0	0	0	0
Residential Entry (35-43-2-1.5)	0	1	1	1
Resisting Law Enforcement (35-44-3-3)	0	1	0	7
Rioting (35-45-1-2)	0	0	0	0
Sale, Possession, Use of Legend Drug (16-42-19-27)	0	0	0	0
Selling, Distributing, Exhibiting Obscene Material (35-49-3-1)	0	0	0	0

LEVEL III (Cont.)	NUMBER OF JUVENILES			
	This Month		This Calendar Year	
	Female	Male	Female	Male
Stalking (35-45-10-5)	0	0	0	0
Synthetic Drug (35-48-4-11.5)	0	0	0	0
Theft (35-43-4-2)	0	1	2	8
Torture or Mutilation of Animal (35-46-3-12)	0	0	0	0
Trafficking with an Inmate (35-44-3-9)	0	0	0	0
Unauthorized Possession of Prescription Form (35-48-4-14)	0	0	0	0
Unlawful Entry of Motor Vehicle (35-43-4-2.7)	0	0	0	0
Voyeurism (35-45-4-5)	0	0	0	0
Welfare Fraud (35-43-5-7)	0	0	0	0
Sub-Total	0	5	12	40
LEVEL IV				
Absence From Home Detention (35-38-2.5-10)	0	0	0	0
Accident/Failure to Stop (9-26-1-8)	0	0	0	0
Assisting a Criminal (35-44-3-2)	0	0	0	0
Beats Vertebrate Animal (35-46-3-12)	0	0	0	0
Check Deception (35-43-5-5)	0	0	0	0
Common Nuisance (35-48-4-13)	0	0	0	0
Computer Trespassing (35-43-2-3)	0	0	0	0
Counterfeiting Auto Registration (9-18-2-42)	0	0	0	0
Counterfeiting a Driver's License (9-24-18-7)	0	0	0	0
Curfew Violation (31-37-2-5)	0	0	0	0
Deception (35-43-5-3)	0	0	0	0
Disorderly Conduct (35-45-1-3)	0	0	0	1
Dissemination of Material Harmful to Minor (35-49-3-3)	0	0	0	0
Driving with Suspended License (9-24-19-2)	0	0	0	0
Exploitation of Dependent/Endangered Adult (35-46-1-12)	0	0	0	0
Failure to Appear (35-44-3-6)	0	0	0	0
Failure to Disclose Recruitment (35-46-4-4)	0	0	0	0
Failure to Respond to Summons (35-44-3-6.5)	0	0	0	0
False Auto Registration (9-18-2-44)	0	0	0	0
False Identity Statement (35-44-2-6)	0	0	0	0
False Informing (35-44-2-2)	0	0	0	0
Flag Desecration (35-45-1-4)	0	0	0	0
Glue Sniffing (35-46-6-2)	0	0	0	0
Habitual Disobedience of Parent, Guardian, or Custodian (Incorrigible) (31-37-2-4)	0	0	0	0
Harassment (35-45-2-2)	0	0	0	0
Home Improvement Fraud (35-43-6-12)	0	0	0	0
Illegal Consumption of Alcohol (7.1-5-7-7)	0	0	0	0
Illegal Possession of Alcohol (7.1-5-7-7)	0	0	0	0
Impairment of ID Number (35-43-7-4)	0	0	0	0
Interference with Custody (35-42-3-4)	0	0	0	0
Interfering with Law Enforcement Animal (35-46-3-11)	0	0	0	0
Invasion of Privacy (35-46-1-15.1)	0	0	0	0
Leaving Home w/o Permission of Parent, Guardian or Custodian (Runaway) (31-37-2-2)	0	0	0	0
Nitrous Oxide Distribution (35-46-6-3)	0	0	0	0
Obscene Performance (35-49-3-1)	0	0	0	0
Obstructing Medical Emergency (35-44-3-8.5)	0	0	0	0
Obstructing Traffic (35-42-2-4)	0	0	0	0
Operating Vehicle While Intoxicated (9-30-5-2)	0	0	0	0
Operating Vehicle While Intoxicated/Cntrl'd Sub (9-30-5-1)	0	0	0	0
Operating Vehicle w/o License (9-24-18-1)	0	0	0	1
Operating Vehicle w/o Proof of Financial (9-25-8-2)	0	0	0	0
Operating Vehicle w/o Registration/Plates (9-18-2-43)	0	0	0	0
Possession of Marijuana, Hash Oil, or Hashish (35-48-4-11)	0	0	0	4
Possession of Paraphernalia (35-48-4-8.3)	0	0	0	0
Possession of Substance Represented to be a Controlled Substance (35-48-4-4.6)	0	0	0	0
Possession, Purchase, Accepting Tobacco (35-46-1-10.5)	0	0	0	0
Probation Violation	0	0	0	0
Public Intoxication (7.1-5-1-3)	0	0	0	0
Receiving Unidentified Property (35-43-7-5)	0	0	0	0
Reckless Driving (9-21-8-52)	0	0	0	0
Refusal to Aid Officer (35-44-3-7)	0	0	0	0

LEVEL IV (cont'd)	NUMBER OF JUVENILES				
	This Month		This Calendar Year		
	Female	Male	Female	Male	
Refusal to Identify Self (34-28-5-3.5)	0	0	0	0	
Selling, Distributing, Exhibiting Obscene Material (35-49-3-1)	0	0	0	0	
Synthetic Drug	0	0	0	0	
Torture, Kill, Mutilate an Animal (35-46-3-12)	0	0	0	0	
Unauthorized Possession of Prescription (35-48-4-14)	0	0	0	0	
Unlawful Entry of Motor Vehicle (35-43-4-2.7)	0	0	0	0	
Unlawful Gambling (35-45-5-2)	0	0	0	0	
Unlawful Use of Railroad Right of Way (8-3-15-3)	0	0	0	0	
Vending Machine Vandalism (35-43-4-7)	0	0	0	0	
Violation Home Detention	0	0	0	0	
Violation Suspended Commitment to DOC	0	0	0	0	
Violation of Compulsory School Attendance Law (Truancy) (31-37-2-3)	0	0	0	0	
Voyeurism (35-45-4-5)	0	0	0	0	
Welfare Fraud (35-45-5-7)	0	0	0	0	
	Sub-Total	0	0	0	6
	GRAND TOTAL NUMBER OF JUVENILES	1	24	25	178

Indiana Department of Correction
Table 18
Juvenile Female New Commitments

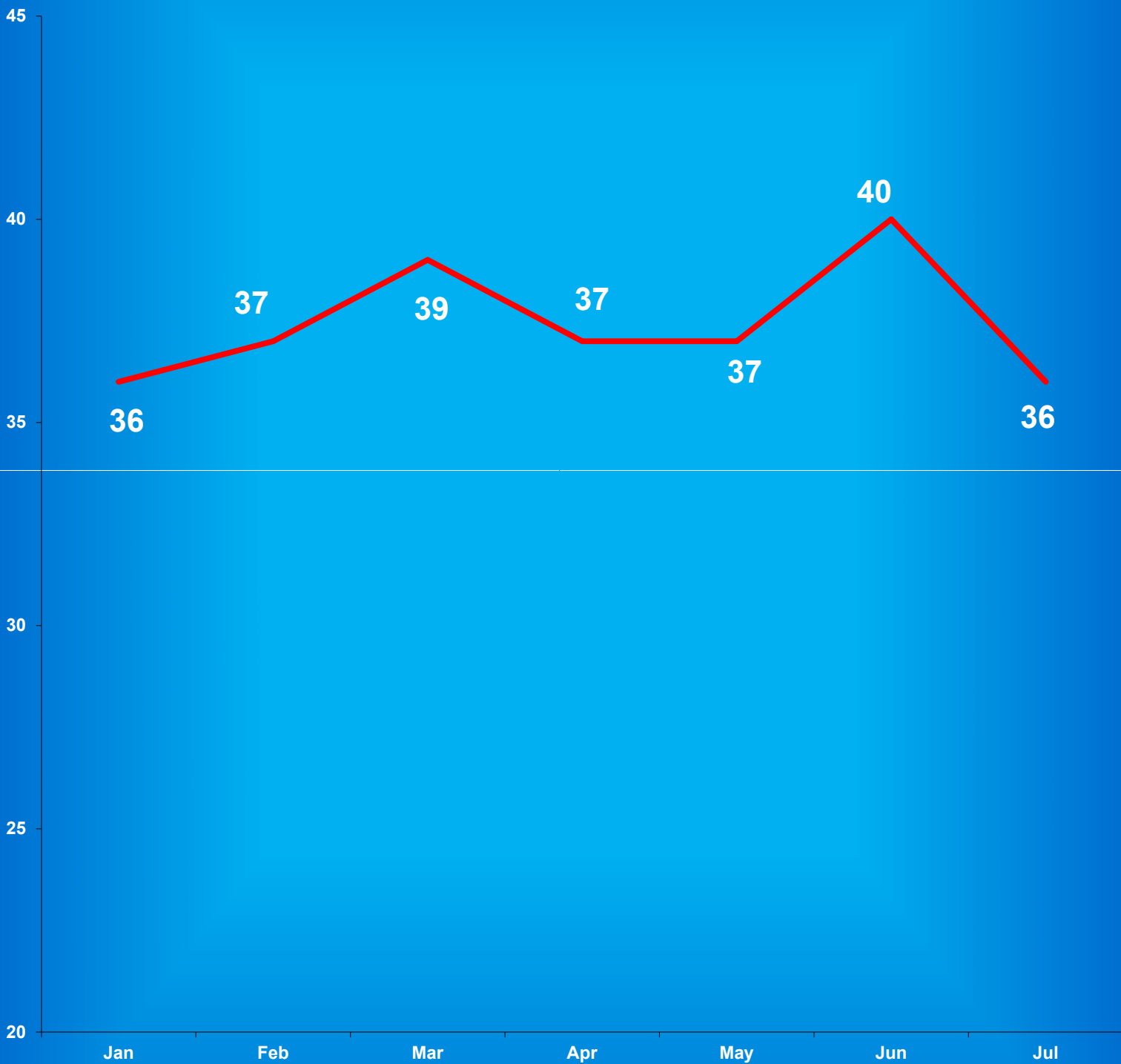
<u>Month</u>	<u>2017</u>	<u>2018</u>	<u>2019</u>	<u>2020</u>	<u>2021</u>	<u>2022</u>
January	2	3	10	3	4	2
February	5	8	4	5	0	6
March	6	4	7	3	1	3
April	2	7	3	5	3	3
May	6	8	8	5	6	7
June	7	2	3	4	6	3
July	8	12	9	3	3	1
August	5	4	2	1	5	
September	8	8	4	4	3	
October	6	5	6	2	2	
November	7	8	2	5	3	
December	<u>12</u>	<u>8</u>	<u>5</u>	<u>3</u>	<u>3</u>	
TOTALS	74	77	63	43	39	

Source: SAS - mnthadm4.pgm

Indiana Department of Correction

Graph G

Average Daily Juvenile Female Offender Populations Calendar Year 2022



Indiana Department of Correction
Table 19
Juvenile Male New Commitments

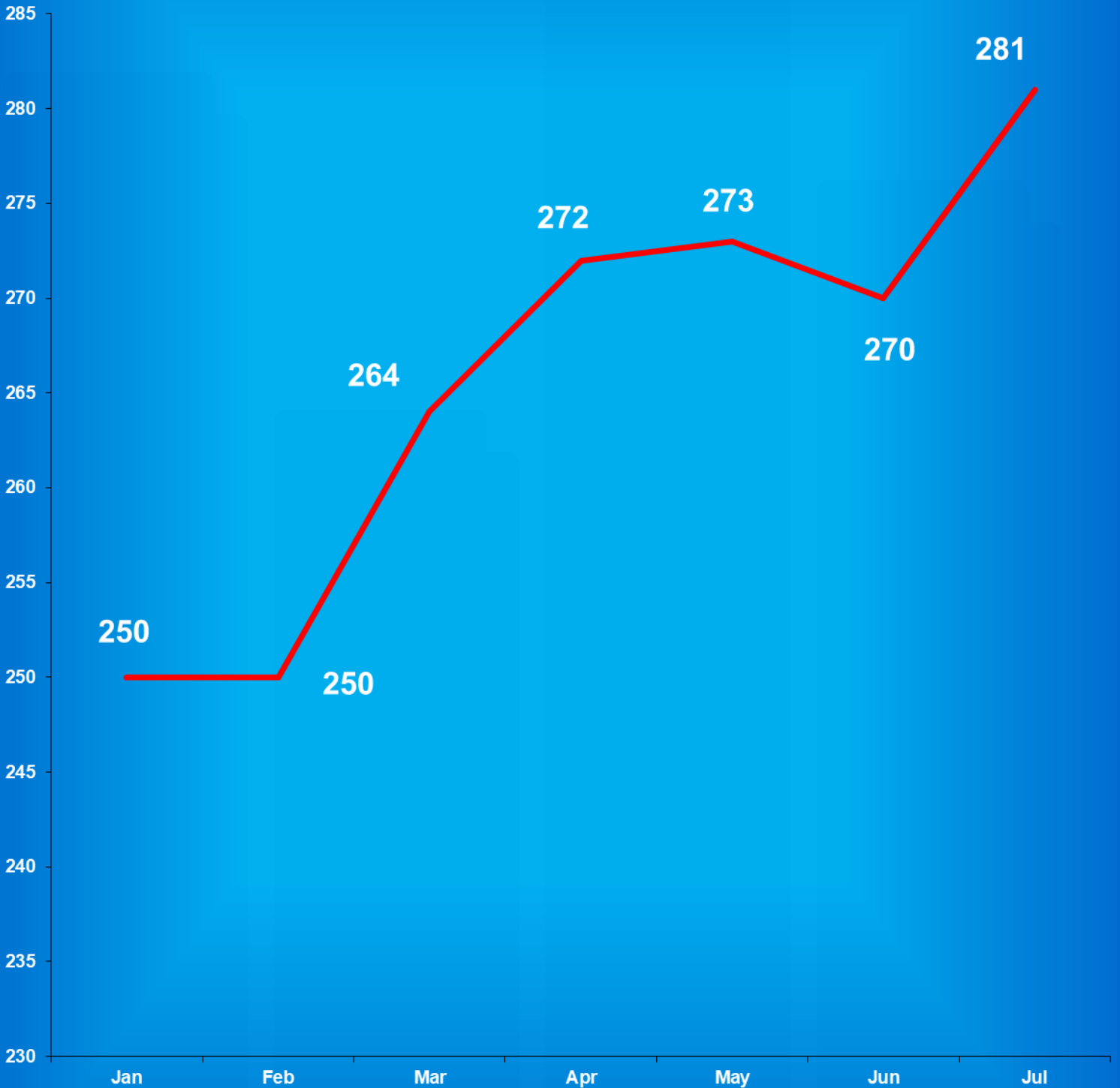
<u>Month</u>	<u>2017</u>	<u>2018</u>	<u>2019</u>	<u>2020</u>	<u>2021</u>	<u>2022</u>
January	26	46	36	28	6	23
February	26	38	36	21	16	17
March	36	33	17	32	28	34
April	45	27	24	17	22	25
May	35	42	30	11	23	23
June	48	29	27	14	23	34
July	40	29	47	17	21	24
August	48	28	37	15	15	
September	43	41	23	20	23	
October	39	24	34	17	9	
November	48	34	26	19	22	
December	<u>34</u>	<u>52</u>	<u>23</u>	<u>20</u>	<u>28</u>	
TOTALS	468	423	360	231	236	

Source: SAS - mnthadm4.pgm

Indiana Department of Correction

Graph H

Average Daily Juvenile Male Offender Populations
Calendar Year 2022





Juvenile Reintegration Districts



District #8

District #6

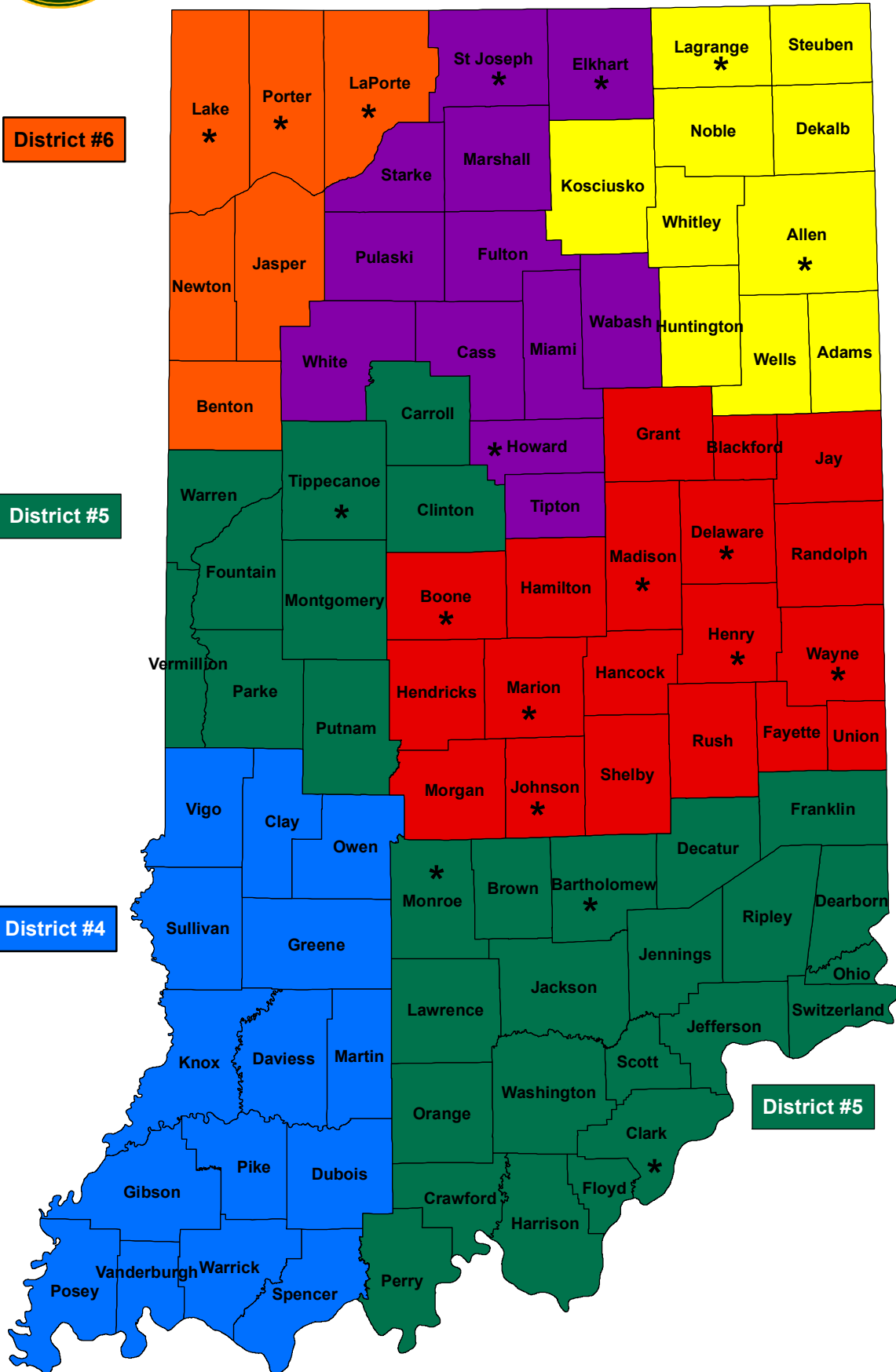
District #2

District #5

District #3

District #4

District #5



*JDAI Site

Indiana Department of Correction
Table 20
Juvenile Parole Caseload on August 01, 2022

<u>Juvenile Reintegration Districts</u>	Indiana Parolees		Other Jurisdiction		<u>Total</u>
	<u>Juvenile Male</u>	<u>Juvenile Female</u>	<u>Juvenile Male</u>	<u>Juvenile Female</u>	
<i>Interstate Compact (RD0)*</i>	0	0	0	0	0
	<u>District Supervision Breakdown</u> as follows:				
Re-Entry Parole (PD1)	2	0	0	0	2
Fort Wayne (PD2)	9	0	1	0	10
Indianapolis (PD3)	3	0	4	0	7
Evansville (P4A)	2	0	0	0	2
Terre Haute (P4B)	4	0	0	0	4
Bloomington (PD5)	0	0	1	0	1
Gary (PD6)	1	1	0	0	2
New Castle (PD7)	4	0	1	0	5
South Bend (PD8)	3	1	0	0	4
Madison (PD9)	0	0	0	0	0
Total	28	2	7	0	37

Total Juvenile Parole Population on the First Day of Each Month

<u>Calendar Year 2022</u>	Indiana Parolees		Other Jurisdiction		<u>Total</u>
	<u>Juvenile Male</u>	<u>Juvenile Female</u>	<u>Juvenile Male</u>	<u>Juvenile Female</u>	
January	30	1	6	0	37
February	33	1	9	0	43
March	28	2	12	0	42
April	24	1	8	0	33
May	29	1	7	0	37
June	32	1	8	0	41
July	28	2	7	0	37

** Includes Indiana parolees who are serving their parole in another state, as well as offenders from other States being supervised in Indiana (Interstate Compact)*

Sources:
Parole Division
SAS - juvparl2.pgm

**Indiana Department of Correction
Indiana Government Center South, Room E334
302 W. Washington Street
Indianapolis, IN 46204**

**Prepared by:
Scott Haskett, Data Analyst
CHaskett2@idoc.in.gov**

This report and previous reports may be found at:

<http://www.in.gov/idoc/2376.htm>



CHANGING LIVES



The Indiana Department of Correction advances public safety and successful re-entry through dynamic supervision, programming, and partnerships.