


Indiana Department of Correction

Division of Data Analytics



Offender Population Statistical Report
- MARCH 2021 -
Rob Carter, Commissioner

**Indiana Department of Correction
Indiana Government Center South, Room E334
302 W. Washington Street
Indianapolis, IN 46204**

**Prepared by:
Grant Beanblossom, Data Analyst
(317) 233-4765
gbeanblossom@idoc.in.gov**

This report and previous reports may be found at:

<http://www.in.gov/idoc/2376.htm>



Definitions

For the purpose of this report, the following definitions apply:

Admission – The means by which an offender enters the custody or jurisdiction of the Indiana Department of Correction. For this report, with the exception of the return of an escapee, this does not include a return from a temporary absence.

Average Daily Population – The sum of the daily beginning counts for a month, divided by that month's number of daily beginning counts.

Beginning Count – The number of offenders physically present at the beginning of the day (ie, 0000:01 hours).

Class A Felony – An offense whereby a person convicted of this felony shall be imprisoned for a fixed term of thirty years, with not more than twenty years added for aggravating circumstances, or not more than ten years subtracted for mitigating circumstances.

Class B Felony – An offense whereby a person convicted of this felony shall be imprisoned for a fixed term of ten years, with not more than ten years added for aggravating circumstances, or not more than four years subtracted for mitigating circumstances.

Class C Felony – An offense whereby a person convicted of this felony shall be imprisoned for a fixed term of four years, with not more than four years added for aggravating circumstances, or not more than two years subtracted for mitigating circumstances.

Class D Felony – An offense whereby a person convicted of this felony shall be imprisoned for a fixed term of one and one-half years, with not more than one and one-half years added for aggravating circumstances, or not more than one year subtracted for mitigating circumstances.

Class 1 Felony – An offense whereby a person convicted of this felony shall be imprisoned with a sentence range of 20-40 years, with not more than twenty years added as a habitual offender enhancement.

Class 2 Felony – An offense whereby a person convicted of this felony shall be imprisoned with a sentence range of 10-30 years, with not more than twenty years added as a habitual offender enhancement.

Class 3 Felony – An offense whereby a person convicted of this felony shall be imprisoned with a sentence range of 3-16 years, with not more than twenty years added as a habitual offender enhancement.

Class 4 Felony – An offense whereby a person convicted of this felony shall be imprisoned with a sentence range of 2-12 years, with not more than twenty years added as a habitual offender enhancement.

Class 5 Felony – An offense whereby a person convicted of this felony shall be imprisoned with a sentence range of 1-6 years, with not more than six years added as a habitual offender enhancement.

Class 6 Felony – An offense whereby a person convicted of this felony shall be imprisoned with a sentence range of 0.5-2.5 years, with not more than six years added as a habitual offender enhancement.

Contracted Beds - Those offenders who have been committed to the Indiana Department of Correction, but are housed in a local work release facility under contract of a 3rd party provider.

County Jail "Back-ups" (Jail Bed Count) – Those offenders who have been committed to the Indiana Department of Correction, but are housed in a county jail until they can be transferred to a Department of Correction intake facility. The county receives \$35.00 per day, per offender, to house these offenders.

Ending Count – The number of offenders physically present at the end of the day (ie, 2400:00 hours).

Felon – A person convicted in any jurisdiction who might have been imprisoned for more than one year.

Murder - An offense whereby a person convicted of this felony shall be imprisoned for a fixed term of fifty-five years, with not more than ten years added for aggravating circumstances, or not more than ten years subtracted for mitigating circumstances.

Definitions Continued

Operational Capacity – The total bed capacity of the facility. The capacity of a facility is the number of beds authorized for safe and efficient operation of the facility.

Pre-Dispositional – An individual ordered by the Court to the Indiana Department of Correction for evaluation prior to sentencing.

Release – The means by which an offender leaves the custody or jurisdiction of the Indiana Department of Correction. For this report, with the exception of an escape, this does not include a temporary absence.

Safekeeper – An individual whom the Court has determined to be in imminent danger of serious bodily injury or death, or who represents a substantial threat to the safety of others, and whom the Court has ordered to the Indiana Department of Correction for custody and security control.

Maximum Level Facilities – Maximum security facilities have very restrictive security measures and housing is celled space.

Medium Level Facilities – Medium security facilities have moderate degree of security measures and housing consists of dormitories and celled space.

Minimum Level Facilities – Minimum Security Facilities have the least restrictive security measures and housing is dormitory style. Also included as minimum security are work release program offenders who leave the facility for outside employment but return nightly.

Intake Facilities – Intake facilities are designated to receive newly committed adult offenders. During the intake process each offender is evaluated through interviews, reports and diagnostic tests. This evaluation forms the basis of the offenders' facility and program assignment.

Secure Housing Units – Denotes maximum control with the most restrictive security measures in place.

Vacancy – The number of beds available for assignment.

Juvenile Diagnostic/Walkthrough – A Juvenile court can order a youth to the Department of Correction to be temporarily committed for not more than 14 days (excluding Saturdays, Sundays and Legal holidays) for the purpose of an evaluation. The youth must be adjudicated delinquent and the order has to be prior to disposition. The department will send a report to the court of the written findings.

Indiana Department of Correction Population Summary

- There were 22,044 adult male offenders (including 496 county jail “back-ups” and 76 in contracted beds) on April 01, 2021. This population is 9% below operational bed capacity for general population.
- There were 2,252 adult female offenders (including 31 county jail “back-ups” and 42 in contracted beds) on April 01, 2021. This population is 21% below the operational bed capacity.
- There were 223 juvenile male offenders in the Department’s facilities on April 01, 2021. This population is 59% below the operational bed capacity.
- There were 34 juvenile female offenders in the Department’s facilities on April 01, 2021. This population is 44% below the operational bed capacity.
- There were 5,567 adult males on parole in Indiana (5,053 Indiana parolees and 514 other jurisdiction parolees) on April 01, 2021.
- There were 624 adult females on parole in Indiana (559 Indiana parolees and 65 other jurisdiction parolees) on April 01, 2021.
- There were 624 adults admitted to IDOC (551 males and 73 females) and 755 adults released from IDOC (642 males and 113 females) in March 2021.
- There were 40 juveniles admitted to IDOC (37 males and 3 females) and 27 juveniles released from IDOC (22 males and 5 female) in March 2021.

**Indiana Department of Correction
Human Resource Report**

March 31, 2021

ADULT FACILITIES

Facility	Total Staff*	Custody Staff	Non-Custody	Vacancies	Hires - Rehires	Retired - Terminated	Inter-Agency		Contract/Vendor		
							In	Out	Aramark	Health	Education
Branchville Correctional Facility	245	170	75	29	6	6	0	0	5	30	8
Chain O'Lakes Correctional Facility	28	21	7	3	2	0	0	0	5	2	0
Correctional Industrial Facility	311	245	66	56	6	9	0	0	15	22	5
Edinburgh Correctional Facility	64	48	16	8	2	6	0	0	6	5	1
Indiana State Prison/Lakeside	473	368	105	97	8	21	0	0	18	35	5
Indiana Women's Prison	180	131	49	13	7	4	0	0	7	23	8
Madison Correctional Facility	196	140	56	19	6	9	0	0	6	25	4
Miami Correctional Facility	443	339	104	112	22	36	3	1	23	56	10
New Castle Correctional Facility**	426	303	123	103	1	1	0	0	26	61	15
Pendleton Correctional Facility	389	267	122	137	5	14	3	1	16	46	2
Plainfield Correctional Facility	337	245	92	57	10	9	0	0	29	37	11
Putnamville Correctional Facility	411	298	113	114	7	14	3	3	10	34	13
Reception-Diagnostic Center	214	166	48	33	2	5	1	0	0	27	0
Rockville Correctional Facility	226	160	66	40	7	9	0	0	15	32	9
South Bend Comm. Re-Entry Center	39	26	13	3	0	0	0	0	5	3	0
Heritage Trail DOC Staff	22	0	22	3	0	0	0	0	0	0	8
Heritage Trail GEO Staff**	157	86	71	34	0	0	0	0	0	9	0
Wabash Valley Correctional Facility	575	453	122	71	5	8	0	0	21	54	6
Westville Correctional Facility	666	518	148	104	14	24	4	3	26	63	12
Total	5,402	3,984	1,418	1,036	110	175	14	8	233	564	117

JUVENILE FACILITIES

Facility	Total Staff*	Custody Staff	Non-Custody	Vacancies	Hires - Rehires	Retired - Terminated	Inter-Agency		Contract/Vendor		
							In	Out	Aramark	Health	Education
Camp Summit	58	43	15	6	0	0	0	0	4	6	2
Logansport Intake/North Central	127	112	15	6	1	2	0	0	7	14	3
Pendleton Juvenile Correctional	229	160	69	63	10	10	0	0	7	16	4
Total	414	315	99	75	11	12	0	0	18	36	9

ADMINISTRATIVE

Central Office***	Total	549	268	281	73	3	4	2	2	0	3	0
-------------------	--------------	------------	------------	------------	-----------	----------	----------	----------	----------	----------	----------	----------

TOTALS

STATE EMPLOYEE TOTAL	5,782	4,178	1,604	1,047	123	190	16	10	0	0	0
CONTRACT EMPLOYEE TOTAL	1,563	389	1,174	137	0	1	0	0	251	603	126
GRAND TOTAL	7,345	4,567	2,778	1,184	124	191	16	10	251	603	126

* Total Active Staff does not include those on disability, suspension, or leave with pay.

** New Castle Correctional Facility and Heritage Trail are privately contracted institutions. Their hire/rehire and termination/reire data is not provided to DOC.

*** Includes Technology Services Division, PEN Products, Staff Development and Training, and the Parole Division (counted as Custody Staff)

Note: Total staff, custody staff, non-custody staff, and vacancy data are as of the end of the month.

Hires and re-hires, retirements and terminations, intra-agency transfer in and transfer out are the total number of actions for the month.

Source: DOC Human Resource



Offender Statistics



Indiana Department of Correction

Table 1

Offender Population & Vacancy Numbers, by Facility Security Level

April 1, 2021

Minimum Security - Adult MALE

	March Ending Count	General Population Vacancies	Programs & Treatment Vacancies	Restricted Housing & Infirmery Vacancies	Down Beds	Held Beds
Chain O'Lakes	91	21	0	0	0	0
Edinburgh	272	65	0	0	0	1
Miami - MCA	135	83	0	0	0	0
New Castle - NCA	145	62	0	0	0	0
Pendleton - IRO	83	142	0	0	0	0
Westville - WCA	341	35	6	0	0	2
Wabash Valley - WVA	139	64	0	0	0	0
Total	1,206	472	6	0	0	3

Re-Entry & Work Release - Adult MALE

Bartholomew Co. Re-Entry	6	16	0	0	0	0
Chain O'Lakes Re-Entry	20	5	0	0	0	0
Lake Co. Re-Entry/M	4	6	0	0	0	0
South Bend Re-Entry	151	47	0	0	0	0
VOA/Hope Hall Re-Entry	34	6	0	0	0	0
Starke Co. PI - TC	32	0	16	0	0	0
Total	247	80	16	0	0	0

Medium Security - Adult MALE

	March Ending Count	General Population Vacancies	Programs & Treatment Vacancies	Restricted Housing & Infirmery Vacancies	Down Beds	Held Beds
Branchville	1,302	166	77	3	0	0
Correctional Industrial	1,285	202	3	0	3	7
Indiana State Prison ISO	290	93	0	0	0	1
Plainfield	1,445	65	5	19	74	6
Putnamville	2,014	168	27	4	329	0
Heritage Trail	742	136	0	0	0	2
Westville	2,373	199	130	76	136	19
New Castle	2,232	128	56	23	4	4
Total	11,683	1,157	298	125	546	39

Table 1 (Cont.)

Maximum Security - Adult MALE

	March Ending Count	General Population Vacancies	Programs & Treatment Vacancies	Restricted Housing & Infirmary Vacancies	Down Beds	Held Beds
Miami	1,796	190	4	51	933	5
Indiana State Prison	1,918	79	25	23	22	17
Pendleton	1,364	6	3	33	7	4
Pendleton Treatment Unit	167	0	85	0	11	1
ISR Secure Housing Unit	66	0	0	5	21	0
New Castle Annex	428	22	0	26	4	3
New Castle Mental Health	118	0	5	0	4	0
WCU Secure Housing Unit	127	0	0	5	4	0
Wabash Valley	1,721	17	28	26	7	12
WVS Secure Housing Unit	191	0	0	18	5	2
Reception Diag. Center	516	143	0	0	26	0
Total	8,412	457	150	187	1,044	44

Minimum Security & Re-Entry - Adult FEMALE

	March Ending Count	General Population Vacancies	Programs & Treatment Vacancies	Restricted Housing & Infirmary Vacancies	Down Beds	Held Beds
Madison	517	336	0	0	0	0
Jefferson Co. Re-Entry	33	50	0	0	0	0
Crane House	42	3	0	0	0	0
Total	592	389	0	0	0	0

Medium Security - Adult FEMALE

Rockville	942	16	256	13	0	0
Total	942	16	256	13	0	0

Maximum Security - Adult FEMALE
--

Women's Prison	567	131	24	8	0	4
Rockville Intake	120	70	0	0	0	0
Total	687	201	24	8	0	4

JAIL BED COUNT

Adult Male	496	496	496	496	496	0%
Adult Female	<u>31</u>	<u>31</u>	<u>31</u>	<u>31</u>	<u>31</u>	<u>0%</u>
Total	527	527	527	527	527	0

Table 1 (Cont.)

JUVENILE OFFENDERS

Juvenile Male

	March Ending Count	General Population Vacancies	Programs & Treatment Vacancies	Restricted Housing & Infirmery Vacancies	Down Beds	Held Beds
North Central Juvenile Correctional Facility	100	79	0	0	0	0
Pendleton Juvenile Correctional Facility	123	237	0	17	0	17
Total	223	316	0	17	0	17

Juvenile Female

LaPorte Juvenile Correctional Facility	34	27	0	1	0	0
--	----	----	---	---	---	---

TOTALS

	March Ending Count	General Population Vacancies	Programs & Treatment Vacancies	Restricted Housing & Infirmery Vacancies	Down Beds	Held Beds
GRAND TOTAL FOR ALL ADULT MALES (Includes Jail Bed Count and Contracted Beds)	22,044	2,662	966	808	2,086	86
TOTAL FOR ADULT MALES IDOC FACILITIES ONLY	21,472	2,138	454	312	1,590	86
GRAND TOTAL FOR ALL ADULT FEMALES (Includes Jail Bed Count and Contracted Beds)	2,252	637	311	52	31	4
TOTAL FOR ADULT FEMALES IDOC FACILITIES ONLY	2,179	553	280	21	0	4
TOTAL FOR JUVENILE MALES	223	316	0	17	0	17
TOTAL FOR JUVENILE FEMALES	34	27	0	1	0	0
GRAND TOTAL FOR THE DEPARTMENT (Includes Jail Bed Count and Contracted Beds)	24,553	3,642	1,277	878	2,117	107
GRAND TOTAL FOR THE DEPARTMENT (Excludes Jail Bed Count and Contracted Beds)	23,908	3,034	734	351	1,590	107

Sources: Planning Division Facility Body Count Report
 Planning Division Juvenile Daily Count Report
 OIS - Jail Bed Count
 Operational Support Services - Vacancy Report

Indiana Department of Correction
Table 2
Operational Capacity Compared to Population, by Facility
April 1, 2021

Minimum Security - Adult MALE					
	February	March	March	March	Percent +/-
	Operational	Operational	Adjusted	Ending	Capacity
	Capacity	Capacity	Operational	Count	Capacity
			Capacity*		
Chain O'Lakes	102	102	112	91	-19%
Edinburgh	344	344	337	272	-19%
Miami - MCA	204	204	218	135	-38%
New Castle - NCA	204	204	207	145	-30%
Pendleton - IRO	220	220	225	83	-63%
Westville - WCA	379	379	376	341	-9%
Wabash Valley - WVA	<u>198</u>	<u>198</u>	<u>203</u>	139	<u>-32%</u>
Total	1,651	1,651	1,678	1,206	-28%

Re-Entry & Work Release - Adult MALE					
Bartholomew Co. Re-Entry	20	20	42	6	-86%
Chain O'Lakes Re-Entry	38	38	25	20	-20%
Lake Co. Re-Entry/M	10	10	10	4	-60%
South Bend Re-Entry	201	201	198	151	-24%
VOA/Hope Hall Re-Entry	40	40	40	34	-15%
Starke Co. PI - TC	<u>48</u>	<u>48</u>	32	32	0
Total	357	357	347	247	-29%

Medium Security - Adult MALE					
Branchville	1,533	1,533	1,468	1,302	-11%
Correctional Industrial	1,495	1,495	1,487	1,285	-14%
Indiana State Prison ISO	385	385	383	290	-24%
Plainfield	1,596	1,596	1,510	1,445	-4%
Putnamville	2,517	2,517	2,182	2,014	-8%
Heritage Trail	916	916	878	742	-15%
Westville	2,941	2,913	2,572	2,373	-8%
New Castle	2,431	2,431	2,360	2,232	-5%
Total	13,814	13,786	12,840	11,683	-9%

Table 2 (Cont.)

Maximum Security - Adult MALE					
--------------------------------------	--	--	--	--	--

	February Operational Capacity	March Operational Capacity	March Adjusted Operational Capacity*	March Ending Count	Percent +/- Capacity
Miami	2,984	2,984	1,986	1,796	-10%
Indiana State Prison	2,077	2,077	1,997	1,918	-4%
Pendleton	1,474	1,449	1,370	1,364	0%
Pendleton Treatment Unit	260	260	167	167	0%
ISR Secure Housing Unit	69	69	66	66	0%
New Castle Annex	486	486	450	428	-5%
New Castle Mental Health	128	128	118	118	0%
WCU Secure Housing Unit	110	138	127	127	0%
Wabash Valley	1,801	1,801	1,738	1,721	-1%
WVS Secure Housing Unit	216	216	191	191	0%
Reception Diag. Center	695	695	659	516	-22%
Total	10,300	10,303	8,869	8,412	-5%

Minimum Security & Re-Entry - Adult FEMALE					
---	--	--	--	--	--

Madison	848	848	853	517	-39%
Jefferson Co. Re-Entry	72	82	83	33	-60%
Crane House	45	45	45	42	-7%
Total	965	975	981	592	-40%

Medium Security - Adult FEMALE					
---------------------------------------	--	--	--	--	--

Rockville	<u>1,206</u>	<u>1,206</u>	<u>958</u>	<u>942</u>	-2%
Total	1,206	1,206	958	942	-2%

Maximum Security - Adult FEMALE					
--	--	--	--	--	--

Women's Prison	727	727	698	567	-19%
Rockville Intake	<u>212</u>	<u>212</u>	<u>190</u>	120	-37%
Total	939	939	888	687	-23%

JAIL BED COUNT**					
-------------------------	--	--	--	--	--

Adult Male	656	496	496	496	0%
Adult Female	<u>67</u>	<u>31</u>	<u>31</u>	<u>31</u>	0%
Total	723	527	527	527	0%

JUVENILE OFFENDERS					
---------------------------	--	--	--	--	--

	Juvenile Male				
North Central Juvenile Correctional Facility	174	174	179	100	-44%
Pendleton Juvenile Correctional Facility	<u>391</u>	<u>391</u>	<u>360</u>	<u>123</u>	-66%
Total	565	565	539	223	-59%

Table 2 (Cont.)

Juvenile Female

	February Operational Capacity	March Operational Capacity	March Adjusted Operational Capacity*	March Ending Count	Percent +/- Capacity
LaPorte Juvenile Correctional Facility	62	62	61	34	-44%

TOTALS					
	February Operational Capacity	March Operational Capacity	March Adjusted Operational Capacity*	March Ending Count	Percent +/- Capacity
GRAND TOTAL FOR ALL ADULT MALES (Includes Jail Bed Count and Contracted Beds)	26,778	26,593	24,230	22,044	-9%
TOTAL FOR ADULT MALES IDOC FACILITIES ONLY	26,004	25,979	23,610	21,472	-9%
GRAND TOTAL FOR ALL ADULT FEMALES (Includes Jail Bed Count and Contracted Beds)	3,177	3,151	2,858	2,252	-21%
TOTAL FOR ADULT FEMALES IDOC FACILITIES ONLY	3,065	3,075	2,782	2,179	-22%
TOTAL FOR JUVENILE MALES	565	565	539	223	-59%
TOTAL FOR JUVENILE FEMALES	62	62	61	34	-44%
GRAND TOTAL FOR THE DEPARTMENT (Includes Jail Bed Count** and Contracted Beds)	30,582	30,371	27,688	24,553	-11%
GRAND TOTAL FOR THE DEPARTMENT (Excludes Jail Bed Count and Contracted Beds)	29,696	29,681	26,992	23,908	-11%

*Adjusted Operational Capacity includes Intake Beds and excludes Down, Held, and Segregation/Infirmary, and Program/Treatment Hold Beds.

**Jail Bed Counts - IDOC offender Jail Bed holding is demand-based, therefore Jail Bed Percent Capacity is always 0%. Jail Bed Operational Capacity is determined by each county's availability and fluctuates from month to month.

Sources: Planning Division Facility Body Count Report
 Planning Division Juvenile Daily Count Report
 OIS - Jail Bed Count
 Operational Support Services - Vacancy Report

Indiana Department of Correction

Table 3

**Facility Population on the First Day of Each Month
(Excludes County Jail "Back-ups" & Contracted Beds)**

<u>2019</u>	<u>Adult Male</u>	<u>Adult Female</u>	<u>Juvenile Male</u>	<u>Juvenile Female</u>	<u>Total</u>
January	23,970	2,500	365	38	26,873
February	23,876	2,481	382	41	26,780
March	23,963	2,481	386	40	26,870
April	24,030	2,488	383	44	26,945
May	24,103	2,522	372	34	27,031
June	24,138	2,549	360	36	27,083
July	24,181	2,596	355	34	27,166
August	24,186	2,574	367	43	27,170
September	24,285	2,630	373	39	27,327
October	24,264	2,614	376	39	27,293
November	24,274	2,582	368	39	27,263
December	24,259	2,564	360	28	27,211

<u>2020</u>	<u>Adult Male</u>	<u>Adult Female</u>	<u>Juvenile Male</u>	<u>Juvenile Female</u>	<u>Total</u>
January	24,294	2,569	325	25	27,213
February	24,238	2,544	342	21	27,145
March	24,253	2,540	349	23	27,165
April	24,294	2,553	350	24	27,221
May	23,844	2,502	348	27	26,721
June	23,328	2,472	347	29	26,176
July	22,895	2,412	309	26	25,642
August	22,560	2,341	294	28	25,223
September	22,174	2,282	272	26	24,754
October	22,009	2,231	266	28	24,534
November	21,809	2,264	231	32	24,336
December	21,685	2,221	230	36	24,172

<u>2021</u>	<u>Adult Male</u>	<u>Adult Female</u>	<u>Juvenile Male</u>	<u>Juvenile Female</u>	<u>Total</u>
January	21,465	2,161	223	36	23,885
February	21,448	2,197	207	37	23,889
March	21,442	2,176	208	36	23,862
April	21,472	2,179	223	34	23,908
May					
June					
July					
August					
September					
October					
November					
December					

Source: Research Division Juvenile Daily Count Report

Indiana Department of Correction
Table 4
Parole Caseload on April 9th, 2021

<u>Parole District</u>	Indiana Parolees		Other Jurisdiction		<u>Total</u>
	<u>Adult Male</u>	<u>Adult Female</u>	<u>Adult Male</u>	<u>Adult Female</u>	
<i>Interstate Compact (PD0)*</i>	369	24	514	65	972
			<u>District Supervision Breakdown as follows:</u>		
Re-Entry Parole (PD1)	337	51	26	1	415
Fort Wayne (PD2)	608	81	51	5	745
Indianapolis (PD3)	1057	101	102	13	1,273
Evansville (P4A)	434	37	59	10	540
Terre Haute (P4B)	403	39	24	5	471
Bloomington (PD5)	290	36	35	6	367
Gary (PD6)	372	20	59	3	454
New Castle (PD7)	620	85	45	9	759
South Bend (PD8)	655	54	75	7	791
Madison (PD9)	277	55	38	6	376
Total	5,422	583	514	65	6,584

Total Parole Population on the First Day of Each Month

<u>Calendar Year 2021</u>	Indiana Parolees		Other Jurisdiction		<u>Total</u>
	<u>Adult Male</u>	<u>Adult Female</u>	<u>Adult Male</u>	<u>Adult Female</u>	
January	5,531	617	491	63	6,702
February	5,542	603	500	65	6,710
March	5,475	593	502	63	6,633
April	5,422	583	514	65	6,584
May					
June					
July					
August					
September					
October					
November					
December					

* Includes Indiana parolees who are serving their parole in another state, as well as offenders from other States being supervised in Indiana (Interstate Compact)

Sources: Juvenile Services
Parole Division



Adult Offender Statistics



Indiana Department of Correction
Table 5
Monthly Admissions and Releases- Adult Offenders
(Includes County Jail "Back-ups" & Contracted Beds)
March 2021

Admissions	Male	Female	Total
New Commitments	281	34	315
Parole Violators - New Commits	19	0	19
Parole Violators - Technical	48	4	52
Unsentenced (Safekeepers)	4	0	4
Return from Esc - Sec/NonSec Facility	0	0	0
Return from Escape - Non-Secure Facility	0	1	1
Return from Escape - CTP Absconds	0	0	0
Court Supervision Violators - New Commits	52	5	57
Court Supervision Violators - Technical	140	29	169
Return from CTP - New Commits	0	0	0
Return from CTP - Technical	7	0	7
Unknown (Missing Data)	0	0	0
Total Admissions	551	73	624

Releases	Male	Female	Total
Parole	289	41	330
Probation	205	41	246
Escape Secure Facility	0	0	0
Walk-Away - Non-Secure Facility	0	0	0
Discharged	75	13	88
Unsentenced Discharged	0	0	0
Other (i.e. Death)	0	0	0
Community Transition Program (CTP)	73	18	91
CTP Absconds	0	0	0
Unknown (Missing Data)	0	0	0
Total Releases	642	113	755

Of the 281 new commitments of male felons, 146 (52.0%) had a prior commitment.

Of the 34 new commitments of female felons, 11 (32.4%) had a prior commitment.

Effective July 1, 1998, misdemeanants are to be committed to DOC only under special circumstances (IC 11-12-6)

Sources: SAS-prsadm8.pgm, SAS - prisrel8.pgm

**Indiana Department of Correction
Table 6
New Admissions by County of Commitment - Adult Offenders**

March 2021

County	Felony Level													Total	County	Felony Level													Total
	Murder	FA	FB	FC	FD	F1	F2	F3	F4	F5	F6	Other*	Murder			FA	FB	FC	FD	F1	F2	F3	F4	F5	F6	Other*			
Adams	0	0	0	0	0	0	0	0	0	1	0	0	1	Madison	1	0	1	0	0	0	1	2	2	11	8	0	26		
Allen	0	0	0	0	0	1	2	4	4	25	7	0	43	Marion	0	1	2	0	0	2	6	23	17	46	3	0	100		
Bartholomew	0	0	0	0	0	0	0	0	0	0	1	0	1	Marshall	0	0	0	0	0	0	4	2	3	4	0	0	13		
Benton	0	0	0	0	0	0	0	0	0	0	0	0	0	Martin	0	0	0	0	0	0	0	0	0	0	0	0	0		
Blackford	0	0	0	0	0	0	0	0	0	0	1	0	1	Miami	0	0	0	0	0	0	0	0	1	1	0	0	2		
Boone	0	0	0	0	0	0	0	0	0	0	2	0	2	Monroe	0	0	2	0	1	0	1	2	0	2	0	0	8		
Brown	0	0	0	0	0	0	0	0	0	0	0	0	0	Montgomery	0	0	0	0	0	0	0	1	0	2	1	0	4		
Carroll	0	0	0	0	0	0	0	0	0	0	0	0	0	Morgan	0	0	0	0	0	0	0	1	5	0	0	0	6		
Cass	0	0	0	0	0	0	0	0	0	2	1	0	3	Newton	0	0	1	0	0	0	0	1	0	3	0	0	5		
Clark	0	0	2	0	0	0	1	0	0	3	0	0	6	Noble	0	0	0	0	0	0	0	1	6	2	0	0	9		
Clay	0	0	0	0	0	0	1	0	1	0	0	0	2	Ohio	0	0	0	0	0	0	1	0	1	0	1	0	3		
Clinton	0	0	1	0	0	0	1	0	0	1	3	0	6	Orange	0	0	1	0	0	0	0	1	0	1	0	0	3		
Crawford	0	0	0	0	0	0	0	0	0	0	0	0	0	Owen	0	0	1	0	0	0	0	0	1	0	0	0	2		
Daviess	0	0	0	0	0	0	1	2	1	0	0	0	4	Parke	0	0	0	0	0	0	0	0	0	3	0	0	3		
Dearborn	0	0	0	0	0	0	0	1	1	7	0	0	9	Perry	0	0	0	0	0	0	0	0	1	0	0	0	1		
Decatur	0	0	0	1	0	0	0	4	1	4	3	0	13	Pike	0	0	0	0	0	0	1	1	3	1	0	0	6		
DeKalb	0	0	0	0	0	0	0	0	1	0	0	0	1	Porter	0	0	1	0	0	0	0	0	1	2	1	0	5		
Delaware	1	0	1	0	0	0	2	3	2	4	0	0	13	Posey	0	0	0	0	0	0	0	1	1	0	0	0	2		
Dubois	0	0	0	0	0	0	0	0	0	0	0	0	0	Pulaski	0	0	0	0	0	0	0	1	1	0	0	0	2		
Elkhart	0	0	3	0	0	0	2	3	1	7	3	0	19	Putnam	0	0	0	0	0	0	0	0	0	3	0	0	3		
Fayette	0	0	0	0	0	0	0	0	0	0	0	0	0	Randolph	0	0	0	0	1	0	0	0	2	0	0	0	3		
Floyd	0	0	0	0	0	0	0	0	0	1	0	0	1	Ripley	0	0	0	0	0	0	0	0	0	2	1	0	3		
Fountain	0	0	1	0	0	0	0	0	1	2	0	0	4	Rush	0	0	0	0	0	0	0	0	0	2	0	0	2		
Franklin	0	0	0	0	0	0	0	0	0	0	0	0	0	St. Joseph	0	0	0	0	0	0	2	3	1	2	0	0	8		
Fulton	0	0	0	0	0	1	2	0	0	2	0	0	5	Scott	0	0	0	0	0	0	0	1	1	3	0	0	5		
Gibson	0	0	0	0	0	0	0	0	1	0	0	0	1	Shelby	0	0	1	0	0	0	0	1	1	1	1	0	5		
Grant	0	0	2	0	0	0	0	0	0	1	1	0	4	Spencer	0	0	0	0	0	0	0	0	0	0	0	0	0	0	
Greene	0	0	0	0	0	0	1	0	0	1	0	0	2	Starke	0	0	0	0	0	0	0	0	0	0	0	0	0	0	
Hamilton	0	0	0	0	0	0	0	4	3	2	1	0	10	Steuben	0	0	0	0	0	0	0	0	0	0	0	0	0	0	
Hancock	0	0	0	0	0	0	0	0	1	1	0	0	2	Sullivan	0	0	1	0	0	0	0	0	0	1	0	0	0	2	
Harrison	0	0	0	0	0	1	0	0	0	0	0	0	1	Switzerland	0	0	0	0	0	0	0	0	1	0	0	0	1		
Hendricks	0	0	0	0	0	0	0	0	1	0	2	0	3	Tippecanoe	0	2	2	0	0	1	0	1	2	3	0	0	11		
Henry	0	0	1	0	0	0	0	0	0	2	1	0	4	Tipton	0	0	0	0	0	0	0	0	0	0	0	0	0		
Howard	0	0	0	0	0	0	0	0	0	4	5	0	9	Union	0	0	0	0	0	0	0	0	0	0	0	0	0		
Huntington	0	0	0	0	0	1	0	0	2	3	3	0	9	Vanderburgh	0	0	0	0	0	0	1	1	2	10	4	0	18		
Jackson	0	0	0	0	0	0	3	0	0	3	0	0	6	Vermillion	0	0	0	0	0	0	2	0	0	3	0	0	5		
Jasper	0	0	0	0	0	0	0	0	0	0	1	0	1	Vigo	0	0	0	0	0	0	1	1	0	1	0	0	3		
Jay	0	0	2	0	0	0	0	1	1	0	0	0	4	Wabash	0	0	0	0	0	1	1	1	2	2	1	0	8		
Jefferson	0	0	0	0	0	0	1	3	0	2	0	0	6	Warren	0	0	0	0	0	0	0	0	0	0	0	0	0		
Jennings	0	0	0	0	0	0	0	2	1	1	2	0	6	Warrick	0	0	0	0	0	0	0	0	0	0	0	0	0		
Johnson	0	0	0	0	1	0	0	1	3	2	0	0	7	Washington	0	0	0	0	0	0	0	0	0	0	0	0	0		
Knox	0	0	0	0	0	0	0	0	0	1	0	0	1	Wayne	0	0	0	0	0	0	0	0	4	8	0	0	12		
Kosciusko	0	0	0	0	0	1	0	0	2	0	0	0	3	Wells	0	0	0	0	0	0	0	0	0	2	2	0	4		
LaGrange	0	0	0	0	0	1	1	0	0	0	0	0	2	White	0	0	0	0	0	0	0	0	0	0	0	0	0		
Lake	1	0	1	2	0	0	0	0	1	5	0	0	10	Whitley	0	0	0	0	0	0	1	0	3	3	0	0	7		
LaPorte	0	0	0	0	0	0	0	6	3	3	0	0	12	Unknown	0	0	0	0	0	0	0	0	0	0	0	0	2		
Lawrence	0	0	0	0	0	1	0	0	0	1	0	0	2	Totals	3	3	27	3	2	10	39	77	87	231	56	0	541		

Data based on Most Serious Offense and includes only New- and Rec commitments.
Parole violators are not included.
**Other* may include missing, habitual offense, contempt of court, or misdemeanor.
***Unknown* represents offenders who were sentenced to DOC, but County of Commitment data was unavailable.
Source: Prsadm7.pgm

Indiana Department of Correction

Table 7

Release Type by County of Commitment - Adult Offenders

March 2021

County	Release Type					County	Release Type				
	Parole	Probation	Discharged	CTP	Total		Parole	Probation	Discharged	CTP	Total
Adams	1	1	1	0	3	Madison	16	7	2	7	32
Allen	19	11	5	15	50	Marion	73	56	19	7	155
Bartholomew	5	2	1	0	8	Marshall	3	1	0	1	5
Benton	0	0	0	0	0	Martin	1	0	0	0	1
Blackford	0	3	1	1	5	Miami	3	0	0	1	4
Boone	3	2	0	0	5	Monroe	6	2	1	0	9
Brown	1	1	0	1	3	Montgomery	4	1	2	0	7
Carroll	0	0	1	0	1	Morgan	6	0	0	0	6
Cass	2	2	0	4	8	Newton	1	1	0	0	2
Clark	3	3	1	0	7	Noble	3	2	1	0	6
Clay	0	2	1	0	3	Ohio	0	0	0	0	0
Clinton	1	1	0	2	4	Orange	3	1	0	0	4
Crawford	0	0	0	0	0	Owen	2	2	0	0	4
Daviess	1	0	0	0	1	Parke	1	0	0	0	1
Dearborn	1	4	3	0	8	Perry	0	0	0	0	0
Decatur	3	2	1	2	8	Pike	3	0	0	0	3
DeKalb	1	1	1	1	4	Porter	2	4	2	0	8
Delaware	5	5	0	1	11	Posey	0	1	1	0	2
Dubois	1	2	0	0	3	Pulaski	0	1	0	0	1
Elkhart	8	11	2	3	24	Putnam	0	1	1	0	2
Fayette	1	1	0	2	4	Randolph	1	0	0	1	2
Floyd	2	4	2	1	9	Ripley	2	3	4	0	9
Fountain	0	0	0	1	1	Rush	1	2	1	0	4
Franklin	1	0	0	0	1	St. Joseph	17	8	2	5	32
Fulton	1	1	0	0	2	Scott	3	1	1	0	5
Gibson	3	2	0	0	5	Shelby	4	1	1	1	7
Grant	1	7	2	4	14	Spencer	1	1	0	0	2
Greene	0	1	0	1	2	Starke	1	0	0	0	1
Hamilton	10	4	4	2	20	Steuben	2	0	0	0	2
Hancock	7	0	0	0	7	Sullivan	1	3	0	0	4
Harrison	3	1	0	0	4	Switzerland	0	0	0	0	0
Hendricks	3	2	0	1	6	Tippecanoe	0	17	0	5	22
Henry	6	1	1	0	8	Tipton	0	0	0	0	0
Howard	1	5	0	2	8	Union	0	0	0	1	1
Huntington	2	2	1	0	5	Vanderburgh	14	4	5	4	27
Jackson	1	2	0	1	4	Vermillion	2	0	0	0	2
Jasper	2	2	0	0	4	Vigo	1	3	1	2	7
Jay	3	1	0	2	6	Wabash	3	4	1	0	8
Jefferson	1	1	2	1	5	Warren	1	0	0	0	1
Jennings	2	1	2	0	5	Warrick	0	1	0	1	2
Johnson	11	4	5	1	21	Washington	2	0	0	0	2
Knox	0	0	0	0	0	Wayne	6	3	1	0	10
Kosciusko	6	3	2	0	11	Wells	4	1	2	0	7
LaGrange	1	0	0	0	1	White	2	1	0	1	4
Lake	4	3	1	3	11	Whitley	0	3	0	1	4
LaPorte	6	7	0	0	13	Unknown	0	0	0	0	0
Lawrence	2	2	0	1	5	Totals	330	246	88	91	755

This data excludes Temporary Moves, Safekeepers, Predispositions, Escapes, Deaths, releases from CTP and releases from Out of State Parole.

*"Unknown" represents offenders who were sentenced to DOC, but County of Commitment data was unavailable.

Source: prisel7.pgm

Indiana Department of Correction
Table 8
The Number of Department of Correction Offenders
Held in County Jails*
April 1, 2021

<u>County</u>	<u>Adult Male</u>	<u>Adult Female</u>	<u>County</u>	<u>Adult Male</u>	<u>Adult Female</u>	<u>County</u>	<u>Adult Male</u>	<u>Adult Female</u>
Adams	4	1	Hendricks	11	0	Pike	5	1
Allen	30	6	Henry**	2	0	Porter	5	0
Bartholomew	5	0	Howard	12	1	Posey	3	0
Benton	0	0	Huntington	7	0	Pulaski**	2	0
Blackford**	1	1	Jackson	1	1	Putnam**	5	0
Boone	1	0	Jasper	2	0	Randolph	5	0
Brown	0	0	Jay	11	0	Ripley	2	1
Carroll	0	0	Jefferson	12	1	Rush	6	1
Cass	4	0	Jennings	5	1	St. Joseph	6	0
Clark	14	3	Johnson	14	1	Scott	4	0
Clay	10	0	Knox**	7	0	Shelby	0	0
Clinton	9	0	Kosciusko	4	0	Spencer**	30	5
Crawford**	0	0	LaGrange	1	0	Starke	0	0
Daviess	0	0	Lake	16	0	Steuben	2	0
Dearborn	10	0	LaPorte	7	2	Sullivan	3	0
Decatur	9	0	Lawrence	7	1	Switzerland	1	0
DeKalb	1	0	Madison	21	0	Tippecanoe	16	1
Delaware	13	1	Marion	42	0	Tipton	0	0
Dubois	0	0	Marshall	16	0	Union	0	0
Elkhart	17	2	Martin	1	0	Vanderburgh	24	1
Fayette	5	0	Miami	8	0	Vermillion	2	0
Floyd	10	0	Monroe	12	0	Vigo	0	0
Fountain	4	1	Montgomery	8	0	Wabash	6	0
Franklin	0	0	Morgan	7	0	Warren	2	0
Fulton	6	0	Newton	0	0	Warrick	0	0
Gibson	5	0	Noble	9	1	Washington	1	0
Grant	8	0	Ohio	0	0	Wayne	16	2
Greene	6	1	Orange**	6	0	Wells**	5	1
Hamilton	16	1	Owen	2	0	White	4	0
Hancock	4	0	Parke	3	0	Whitley	2	1
Harrison**	5	0	Perry	0	0	Total	608	40

* Data is based on known frequencies reported by the counties; some county data may be missing

** County Jail Substance Abuse Programs

Source: Offender Movement

Indiana Department of Correction
Table 9
Community Transition Program
Average Daily Populations

<u>Month</u>	<u>2016</u>	<u>2017</u>	<u>2018</u>	<u>2019</u>	<u>2020</u>	<u>2021</u>
January	518	465	392	382	338	301
February	480	475	402	379	338	304
March	492	475	411	372	317	300
April	518	481	441	376	278	
May	499	487	443	396	279	
June	469	481	398	379	241	
July	491	445	386	393	256	
August	496	421	395	336	254	
September	509	400	387	330	262	
October	478	385	384	324	259	
November	470	389	366	323	270	
December	<u>461</u>	<u>372</u>	<u>381</u>	<u>339</u>	<u>275</u>	
YEARLY AVERAGE	490	440	399	361	281	

Source: CTP Database and OIS Warmbody

Indiana Department Of Correction
Table 10
Community Transition Program
March 2021 Release Information (Felony Level A-D)

Total number of offenders eligible to be released =		102
Felony A and B total =	87	
Felony C total =	10	
Felony D total =	0	
Murder =	5	
Total number of offenders transitioned to counties for CTP =		12
By default (lack of response from judge)		
Felony A or B =	0	
Felony C =	3	
Felony D =	0	
By approval by court order from judge		
Felony A or B =	9	
Felony C =	0	
Felony D =	0	
Murder =	0	
Total number of offenders transitioned to counties then returned to DOC due to refusal (court ordered denial upon receipt of offender) =		0
Total number of court ordered denials =		57
Felony A or B =	48	
Felony C =	6	
Felony D =	0	
Murder =	3	
Total number of Felony A or B, or Murder denials by default (no response from judge) =		24
Total number of offenders who became ineligible after eligibility determined but prior to CTP commencement date (reasons include change in Earliest Possible Release Date, change in warrant status, released to probation or to parole, other miscellaneous) =		9
Felony A or B =	7	
Felony C =	1	
Felony D =	0	
Murder =	1	

Source: SAS - CTP2 Adms

Indiana Department Of Correction
Table 10
Community Transition Program
March 2021 Release Information (Felony Level A-D)

Total number of offenders eligible to be released =		299
Felony 1 and 2 total =	8	
Felony 3 and 4 total =	118	
Felony 5 and 6 total =	173	
Total number of offenders transitioned to counties for CTP =		79
By default (lack of response from judge)		
Felony 1 and 2 total =	0	
Felony 3 and 4 total =	0	
Felony 5 and 6 total =	16	
By approval by court order from judge		
Felony 1 and 2 total =	2	
Felony 3 and 4 total =	30	
Felony 5 and 6 total =	31	
Total number of offenders transitioned to counties then returned to DOC due to refusal (court ordered denial upon receipt of offender) =		0
Total number of court ordered denials =		165
Felony 1 and 2 total =	6	
Felony 3 and 4 total =	56	
Felony 5 and 6 total =	103	
Total number of Felony 1 or 2 denials by default (no response from judge) =		0
Total number of offenders who became ineligible after eligibility determined but prior to CTP commencement date (reasons include change in Earliest Possible Release Date, change in warrant status, released to probation or to parole, other miscellaneous) =		33
Felony 1 and 2 total =	0	
Felony 3 and 4 total =	10	
Felony 5 and 6 total =	23	

Indiana Department of Correction
Table 11
Total Number of Felony Offenses
Committed to the Indiana Department of Correction

March 2021

Felony Level	Primary Offense	Secondary Offense	Mar-21		This Calendar Year		
			SEX		SEX		
			F	M	F	M	
A Felony	Child Molesting (35-42-4-3)		-	-	1	-	1
	Dealing Cocaine or Narcotic Drug (35-48-4-1)		-	-	1	-	5
	Dealing Methamphetamine (35-48-4-1.1)		-	-	-	-	1
	Dealing Sched I, II, or III Cntrld Sub (35-48-4-2)		-	-	1	-	1
A Felony Total			0	3	0	8	

Felony Level	Primary Offense	Secondary Offense	Mar-21		This Calendar Year		
			SEX		SEX		
			F	M	F	M	
B Felony	Battery (35-42-2-1)		-	-	-	-	1
	Burglary (35-43-2-1)		1	5	1	15	
	Child Molesting (35-42-4-3)		-	-	2	-	2
	Dealing Cocaine or Narcotic Drug (35-48-4-1)		-	-	7	-	10
	Dealing Methamphetamine (35-48-4-1.1)		1	9	4	18	
	Dealing Sched I, II, or III Cntrld Sub (35-48-4-2)		-	-	1	1	5
	Felon in Possession of a Firearm (35-47-4-5)		-	-	-	-	1
	Possession of Cocaine or Narcotic Drug (35-48-4-6)		-	-	-	-	1
	Rape (35-42-4-1)		-	-	1	-	1
	Robbery (35-42-5-1)		-	-	2	2	10
	Sexual Misconduct with a Minor (35-42-4-9)		-	-	-	-	1
	B Felony Total			2	27	8	65

Felony Level	Primary Offense	Secondary Offense	Mar-21		This Calendar Year		
			SEX		SEX		
			F	M	F	M	
C Felony	Battery (35-42-2-1)		-	-	-	1	2
	Burglary (35-43-2-1)		-	-	-	-	5
	Child Molesting (35-42-4-3)		-	-	-	-	2
	Forgery (35-43-5-2)		-	-	-	1	3
	Handgun Violation (35-47-2-7)		-	-	-	-	1
	Neglect of a Dependent (35-46-1-4)		-	-	1	-	1
	Non-Support of Dependent Child (35-46-1-5)		-	-	3	-	5
	Operating Vehicle w/Lifetime Suspension (9-30-10-17)		-	-	-	-	1
	Possession of Cocaine or Narcotic Drug (35-48-4-6)		-	-	1	-	1
	Robbery (35-42-5-1)		-	-	-	-	4
	C Felony Total			0	5	2	25

Felony Level	Primary Offense	Secondary Offense	Mar-21		This Calendar Year		
			SEX		SEX		
			F	M	F	M	
D Felony	Auto Theft, Receiving Stolen Parts (35-43-4-2.5)		-	-	-	-	1
	Check Fraud (35-43-5-12)		-	-	-	1	-
	Intimidation (35-45-2-1)		-	-	1	-	1
	Maintaining a Common Nuisance (35-48-4-13)		-	-	-	-	1
	Non-Support of a Child (35-46-1-5)		-	-	-	2	1
	Possession of Cocaine or Narcotic Drug (35-48-4-6)		-	-	1	-	1
	Possession of Controlled Substance (35-48-4-7)		-	-	1	-	2
	Resisting Law Enforcement (35-44-3-3)		-	-	-	-	1
	Theft, Receiving Stolen Property (35-43-4-2)		1	-	-	1	5
	D Felony Total			1	3	4	13

(17)

Felony Level	Primary Offense	Secondary Offense	Mar-21		This Calendar Year		
			SEX		SEX		
			F	M	F	M	
Level 1 Felony	Attempt to Commit a Felony (35-41-5-1)	Murder (35-42-1-1)	-	-	1	-	3
	Child Molesting (35-42-4-3)		1	14	1	20	
	Conspiracy (35-41-5-2)	Child Molesting (35-42-4-3)	-	-	-	-	1
	Dealing a Substance Resulting in Death		-	-	-	-	1
Level 1 Felony Total			1	15	1	25	

Felony Level	Primary Offense	Secondary Offense	Mar-21		This Calendar Year		
			SEX		SEX		
			F	M	F	M	
Level 2 Felony	Aiding, Inducing or Causing an Offense (35-41-2-4)	Burglary (35-43-2-1)	-	-	-	-	1
		Criminal Confinement (35-42-3-3)	-	-	-	1	-
		Dealing Methamphetamine (35-48-4-1.1)	-	-	1	1	1
		Kidnapping (35-42-3-2)	-	-	-	1	-
		Burglary (35-43-2-1)	-	-	4	-	6
	Conspiracy (35-41-5-2)	Deal Sched 1,2,3 Sub (35-48-4-2)	-	-	1	-	1
		Dealing Cocaine or Narcotic Drug (35-48-4-1)	-	-	-	1	-
		Murder (35-42-1-1)	-	-	1	-	1
		Robbery (35-42-5-1)	-	-	-	-	1
		Criminal Confinement (35-42-3-3)	-	-	1	-	1
	Dealing Cocaine or Narcotic Drug (35-48-4-1)	Dealing Cocaine or Narcotic Drug (35-48-4-1)	-	-	2	-	10
		Dealing Methamphetamine (35-48-4-1.1)	4	20	10	47	
		Dealing Sched I, II, or III Cntrld Sub (35-48-4-2)	-	-	3	-	5
		Robbery (35-42-5-1)	-	-	3	-	5
		Voluntary Manslaughter (35-42-1-3)	1	1	1	3	
Level 2 Felony Total			5	37	15	82	

Felony Level	Primary Offense	Secondary Offense	Mar-21		This Calendar Year	
			SEX		SEX	
			F	M	F	M
Level 3 Felony	Accident/Failure to Stop-Serious Inj/Death (9-26-1-1.1)		-	1	-	1
	Aggravated Battery (35-42-2-1.5)		-	8	1	15
	Aiding, Inducing or Causing an Offense (35-41-2-4)	Aggravated Battery (35-42-2-1.5)	-	-	1	-
		Criminal Confinement (35-42-3-3)	-	-	2	-
		Dealing Cocaine or Narcotic Drug (35-48-4-1)	-	1	-	1
		Robbery (35-42-5-1)	-	1	1	1
	Attempt to Commit a Felony (35-41-5-1)	Aggravated Battery (35-42-2-1.5)	-	-	-	1
		Possession of Cocaine or Narcotic Drug (35-48-4-6)	-	-	1	-
		Rape (35-42-4-1)	-	-	-	1
		Robbery (35-42-5-1)	-	1	-	7
	Battery (35-42-2-1)		1	-	1	-
	Burglary (35-43-2-1)		-	2	-	5
	Child Molesting (35-42-4-3)		-	3	-	9
	Conspiracy (35-41-5-2)	Dealing Cocaine or Narcotic Drug (35-48-4-1)	1	-	1	-
		Dealing Methamphetamine (35-48-4-1.1)	-	-	1	-
		Robbery (35-42-5-1)	-	-	-	1
	Criminal Confinement (35-42-3-3)		-	5	-	11
	Dealing Cocaine or Narcotic Drug (35-48-4-1)		1	8	2	12
	Dealing Methamphetamine (35-48-4-1.1)		2	7	13	21
	Dealing Sched I, II, or III Cntrld Sub (35-48-4-2)		-	1	1	4
	Dealing Sched IV Cntrld Sub (35-48-4-3)		-	1	-	2
	Domestic Battery SBI Under 14 (35-42-2-1.3A)		-	-	1	-
	Human Sexual Trafficking (35-42-3.5-1)		-	1	-	1
	Neglect of a Dependent/Death (35-46-1-4)		-	1	2	2
	Possession of Cocaine or Narcotic Drug (35-48-4-6)		1	2	1	5
	Possession of Meth (35-48-4-6.1)		-	8	2	16
	Rape (35-42-4-1)		-	4	-	10
	Robbery (35-42-5-1)		2	32	2	76
Level 3 Felony Total			8	87	33	202

Felony Level	Primary Offense	Secondary Offense	Mar-21		This Calendar Year	
			SEX		SEX	
			F	M	F	M
Level 4 Felony	Aiding, Inducing or Causing an Offense (35-41-2-4)	Dealing Methamphetamine (35-48-4-1.1)	-	-	1	-
		Dealing Sched 1,2,3 Sub (35-48-4-2)	-	-	1	-
		Possession of Meth (35-48-4-6.1)	1	-	1	-
	Arson (35-43-1-1)		-	4	6	5
	Burglary (35-43-2-1)		3	19	5	48
	Child Exploitation (35-42-4-4)		-	1	-	2
	Child Molesting (35-42-4-3)		-	13	-	23
	Child Solicitation (35-42-4-6)		-	2	-	2
	Conspiracy (35-41-5-2)	Dealing Methamphetamine (35-48-4-1.1)	-	-	1	-
		Dealing Sched 1,2,3 Sub (35-48-4-2)	-	-	1	-
		Sexual Misconduct with a Minor (35-42-4-9)	-	-	-	1
	Dealing Cocaine or Narcotic Drug (35-48-4-1)		-	4	1	15
	Dealing Methamphetamine (35-48-4-1.1)		3	10	15	35
	Dealing Sched I, II, or III Cntrld Sub (35-48-4-2)		-	1	-	7
	Felon in Possession of a Firearm (35-47-4-5)		-	24	1	57
	Kidnapping(35-42-3-2)		-	-	-	1
	Leaving Scene of Accident with Serious Bodily Injury		1	-	1	1
	Manufacturing Meth (35-48-4-1.2)		-	-	-	1
	Operating Vehicle Intoxicated/Death (9-30-5-5)		1	2	4	7
	Operating a Vehicle While Intoxicated Causing Serious Bodily Injury		-	-	-	1
	Pharmacy Robbery (35-42-5-1(b))		-	2	-	2
	Possession of Cocaine or Narcotic Drug (35-48-4-6)		-	2	-	5
	Possession of Meth (35-48-4-6.1)		2	9	6	27
	Sexual Battery (35-42-4-8)		-	-	-	1
	Sexual Misconduct with a Minor (35-42-4-9)		-	12	-	20
Level 4 Felony Total			11	105	44	261

Felony Level	Primary Offense	Secondary Offense	Mar-21		This Calendar Year	
			SEX		SEX	
			F	M	F	M
Level 5 Felony	Aiding, Inducing or Causing an Offense (35-41-2-4)	Burglary (35-43-2-1)	1	-	1	-
		Dealing Methamphetamine (35-48-4-1.1)	-	-	1	-
		Dealing/Poss. Look-Alike Subs (35-48-4-4.6)	-	1	-	1
		Firearm w/in One Mile of School (35-47-2-1)	-	-	1	-
	Assisting a Criminal (35-44.1-2-5)		-	-	-	2
	Attempt to Commit a Felony (35-41-5-1)	Battery (35-42-2-1)	-	2	-	2
		Escape (35-44.1-3-4)	-	-	1	1
		Robbery (35-42-8-1)	-	2	1	2
	Auto Theft, Receiving Stolen Parts (35-43-4-2.5)		-	3	-	5
	Battery (35-42-2-1)		8	25	15	82
	Burglary (35-43-2-1)		1	41	6	82
	Child Exploitation (35-42-4-4)		-	2	-	5
	Child Pornography (35-42-4-4(C))		-	2	-	7
	Child Seduction (35-42-4-7)		-	2	-	3
	Child Solicitation (35-42-4-6)		-	-	-	1
	Conspiracy (35-41-5-2)	Dealing Methamphetamine (35-48-4-1.1)	-	-	1	-
		Dealing in Methamphetamine (35-48-4-1.1)	-	-	-	1
		Fraud on Financial Institution (35-43-5-8)	-	-	-	1
		Theft, Recv Stolen Prop (35-43-4-2)	-	-	2	-
		Trafficking with an Inmate (35-44.1-3-5)	-	1	1	1
	Contrib. to the Delinquency of a Minor(35-46-1-8)		-	-	1	1
	Corrupt Business Influence (35-45-6-2)		-	5	-	9
	Criminal Confinement (35-42-3-3)		-	3	1	14
	Criminal Gang Activity (35-45-9-3)		-	-	-	1
	Criminal Recklessness (35-42-2-2)		-	4	1	7
	Dealing Cocaine or Narcotic Drug (35-48-4-1)		2	3	9	18
	Dealing Marijuana, Hash Oil, or Hashish (35-48-4-10)		-	4	-	4
	Dealing Methamphetamine (35-48-4-1.1)		8	17	16	51
	Dealing Sched I, II, or III Cntrlr Sub (35-48-4-2)		-	3	-	5
	Dealing Sched IV Cntrlr Sub (35-48-4-3)		-	-	-	1
	Dealing in Methamphetamine (35-48-4-1.1)		4	20	8	30
	Dealing/Poss. Look-Alike Subs (35-48-4-4.6)		-	2	-	4
	Disarm Attempt to Disarm an Officer (35-44.1-3-2)		-	1	-	2
	Domestic Battery (35-42-2-1.3)		3	13	5	50
	Escape (35-44.1-3-4)		2	2	4	13
	Fail to Stop Acc Death (9-26-1-1.1)		-	-	-	1
	Failure to Register as a Sex Offender (11-8-8-17)		-	8	1	24
	Felon Fraud in Offer (23-19-5-1)		-	1	-	1
	Firearm w/in One Mile of School (35-47-2-1)		1	20	6	63
	Fraud on Financial Institution (35-43-5-8)		-	5	-	8
	Incest (35-46-1-3)		-	-	-	2
	Intimidation (35-45-2-1)		1	13	5	25
	Kidnapping (35-42-3-2)		-	-	-	2
	Neglect of a Dependent/Death (35-46-1-4)		3	-	5	4
	Non-Support of Dependent Child (35-46-1-5)		-	-	-	2
	Obliterating Handgun I.D. (35-47-2-18)		-	1	1	3
	Obstruction of Justice (35-44.1-2-2)		-	1	-	1
	Oper Veh Aft Life Susp (9-30-10-17)		-	14	-	33
	Operating Veh while Intoxicated (9-30-5-2)		-	1	-	1
	Operating Vehicle Intox-Prior (9-30-5-3)		-	2	-	3
	Operating Vehicle Intoxicated/Death (9-30-5-5)		-	-	-	1
	Operating Vehicle Intoxicated/Injury (9-30-5-4)		1	5	2	8
	Possession of Cocaine or Narcotic Drug 35-48-4-6		-	4	1	12
	Possession of Dangerous Device (35-44.1-3-7)		-	-	-	1
	Possession of Syringes or Needles (16-42-19-18)		1	-	1	-
	Possession/Use of Legend Drug (16-42-19-13)		-	-	-	1
	Reckless Homicide (35-42-1-5)		1	-	3	2
	Resisting Law Enforcement (35-44.1-3-1)		-	1	-	3
	Robbery (35-42-5-1)		1	10	4	30
	Sexual Misconduct with Service Provider (35-44.1-3-10)		-	-	-	1
	Sexual Misconduct with a Minor (35-42-4-9)		-	2	-	8
	Stalking (35-45-10-5)		-	3	-	4
	Strangulation (35-42-2-9)		-	-	-	1
	Theft, Receiving Stolen Property (35-43-4-2)		1	7	1	16
	Trafficking with an Inmate (35-44.1-3-5)		-	1	-	2
Level 5 Felony Total			39	267	105	669

Felony Level	Primary Offense	Secondary Offense	Mar-21		This Calendar Year	
			SEX		SEX	
			F	M	F	M
Level 6 Felony	Abuse of a Corpse (35-45-11-2)		-	-	-	1
	Attempt to Commit a Felony (35-41-5-1)	Attempted/Obstruction of Justice (35-41-5-1)	-	1	-	1
		Residential Entry (35-43-2-1.5)	-	-	-	1
	Auto Theft, Receiving Stolen Parts (35-43-4-2.5)		-	10	2	12
	Battery 35-42-2-1		4	10	8	20
	Check Deception (35-43-5-5)		-	-	-	2
	Check Fraud (35-43-5-12)		-	-	-	1
	Conspiracy (35-41-5-2)	Forgery, Counterfeiting, Application Fraud (35-43-5-2)	-	1	-	1
	Criminal Confinement (35-42-3-3)		-	1	-	4
	Criminal Confinement (35-42-3-3)		2	14	4	30
	Criminal Mischief (35-43-1-2)		-	1	-	1
	Criminal Recklessness (35-42-2-2)		-	1	-	5
	Dealing Fake Controlled Substances (35-48-4-4.6)		-	-	-	1
	Dealing Marijuana, Hash Oil, or Hashish (35-48-4-10)		-	2	-	5
	Dealing/Poss. Look-Alike Subs (35-48-4-11.5)		-	1	-	1
	Escape 35-44.1-3-4		2	9	7	25
	Fail to Reg Sex Off (11-8-8-17)		-	2	-	5
	Failure to Appear (35-44.1-2-9)		-	1	-	1
	Forgery, Counterfeiting, Application Fraud (35-43-5-2)		2	2	2	5
	Identity Deception (35-43-5-3.5)		-	1	-	2
	Insurance Fraud (35-43-5-4.5)		-	5	1	6
	Intimidation (35-45-2-1)		-	6	-	13
	Invasion of Privacy (35-46-1-15.1)		2	5	2	9
	Leaving the Scene of an Accident(9-26-1-1.1)		-	2	-	4
	Maintain Common Nuisance (35-45-2-1(c))		1	2	2	7
	Maintaining Common Nuisance (35-48-4-13)		-	1	1	4
	Neglect of a Dependent/Death (35-46-1-4)		1	-	1	3
	Non-Support of Dependent Child (35-46-1-5)		-	-	1	-
	Obstruction of Justice (35-44.1-2-2)		-	2	-	2
	Oper Vehicle-Intox-Prev Conv (9-30-5-3)		-	1	1	3
	Operating Vehicle Intoxicated-Contrldr Sub (9-30-5-1)		-	-	1	2
	Operating Vehicle Intoxicated-Endanger (9-30-5-2)		-	8	4	20
		Habitual Offender Controlled Substance (35-50-2-10)	-	-	-	1
	Operating Vehicle Intoxicated/Injury (9-30-5-4)		-	-	2	2
	Operating Vehicle-Habitual Violation (9-30-10-16)		-	5	4	10
	Pointing a Firearm (35-47-4-3)		-	1	-	3
	Possession Sched IV Cntrlr Sub w/in 1,000 ft (35-48-4-7)		-	-	-	3
	Possession of Child Pornography (35-42-4-4(C))		-	-	-	7
	Possession of Cocaine or Narcotic Drug (35-48-4-6)		3	7	8	24
	Possession of Marijuana (35-48-4-11)		-	1	-	3
	Possession of Meth(35-48-4-4.1)		3	32	13	62
	Possession of Syringes or Needles (16-42-19-18)		2	12	11	28
	Possession or Use of Legend Drug (16-42-19-13)		2	4	2	4
	Residential Entry (35-43-2-1.5)		-	8	2	11
	Resisting Law Enforc (35-44.1-3-1)		1	17	3	56

Felony Level	Primary Offense	Secondary Offense	Mar-21		This Calendar Year	
			SEX		SEX	
			F	M	F	M
Level 6 Felony (Cont'd)	Sex Offender without Identification (11-8-8-15)		1	-	1	1
	Sexual Battery (35-42-4-8)		-	-	-	1
	Strangulation (35-42-2-9)		-	2	-	10
	Synthetic ID Deception (35-43-5-3.8)		-	1	-	2
	Theft, Receiving Stolen Property (35-43-4-2)		3	24	13	55
	Unauthorized Entry of Motor Veh (35-43-4-2.7)		-	2	-	2
Level 6 Felony Total			29	205	96	482

Felony Level	Primary Offense	Secondary Offense	Mar-21		This Calendar Year	
			SEX		SEX	
			F	M	F	M
Murder	Murder (35-42-1-1)		-	3	1	9
Murder Total			0	3	1	9

Felony Level	Primary Offense	Secondary Offense	Mar-21		This Calendar Year	
			SEX		SEX	
			F	M	F	M
Habitual Offender	Habitual Offender (35-50-2-8)		-	2	1	7
	Habitual Offender Controlled Substance (35-50-2-10)		1	4	1	5
Habitual Offender Total			1	6	2	12

Grand Total	Mar-21		This Calendar Year	
	SEX		SEX	
	F	M	F	M
Grand Total	97	763	311	1853

Note: Offense data may not be available for all offenders at the time this table was prepared.
Only new commitments and probation violations are reported on this table.
Parole and Community Transition Program violators are excluded on this table.
Source: SAS - all.citations_mso.pgm

Indiana Department of Correction
Table 12
Number of New Admissions by Most Serious Offense
Committed to the Indiana Department of Correction

March 2021

Felony Level	Primary Offense	Secondary Offense	Mar-21		This Calendar Year	
			SEX		SEX	
			F	M	F	M
Level A Felony	Child Molesting (35-42-4-3)		-	1	-	1
	Dealing Cocaine or Narcotic Drug (35-48-4-1)		-	1	-	5
	Dealing Methamphetamine (35-48-4-1.1)		-	-	-	1
	Dealing Sched I, II, or III Cntrlrd Sub (35-48-4-2)		-	1	-	1
Level A Felony Total			0	3	0	8

Felony Level	Primary Offense	Secondary Offense	Mar-21		This Calendar Year	
			SEX		SEX	
			F	M	F	M
Level B Felony	Battery (35-42-2-1)		-	-	-	1
	Burglary (35-43-2-1)		1	5	1	14
	Child Molesting (35-42-4-3)		-	2	-	2
	Dealing Cocaine or Narcotic Drug (35-48-4-1)		-	7	-	10
	Dealing Methamphetamine (35-48-4-1.1)		1	7	4	16
	Dealing Sched I, II, or III Cntrlrd Sub (35-48-4-2)		-	1	1	4
	Felon in Possession of a Firearm (35-47-4-5)		-	-	-	1
	Rape (35-42-4-1)		-	1	-	1
	Robbery (35-42-5-1)		-	2	2	9
	Sexual Misconduct with a Minor (35-42-4-9)		-	-	-	1
	Level B Felony Total			2	25	8

Felony Level	Primary Offense	Secondary Offense	Mar-21		This Calendar Year	
			SEX		SEX	
			F	M	F	M
Level C Felony	Battery (35-42-2-1)		-	-	1	2
	Burglary (35-43-2-1)		-	-	-	3
	Child Molesting (35-42-4-3)		-	-	-	2
	Forgery (35-43-5-2)		-	-	1	3
	Handgun Violation (35-47-2-7)		-	-	-	1
	Neglect of a Dependent (35-46-1-4)		-	1	-	1
	Non-Support of Dependent Child (35-46-1-5)		-	1	-	3
	Operating Vehicle w/Lifetime Suspension (9-30-10-17)		-	-	-	1
	Possession of Cocaine or Narcotic Drug (35-48-4-6)		-	1	-	1
	Robbery (35-42-5-1)		-	-	-	1
	Level C Felony Total			0	3	2

Felony Level	Primary Offense	Secondary Offense	Mar-21		This Calendar Year	
			SEX		SEX	
			F	M	F	M
Level D Felony	Check Fraud (35-43-5-12)		-	-	1	-
	Intimidation (35-45-2-1)		-	1	-	1
	Non-Support of a Child (35-46-1-5)		-	-	1	1
	Possession of Controlled Substance (35-48-4-7)		-	1	-	1
Level D Felony Total			0	2	2	3

Felony Level	Primary Offense	Secondary Offense	Mar-21		This Calendar Year	
			SEX		SEX	
			F	M	F	M
Level 1 Felony	Attempt to Commit a Felony (35-41-5-1)	Murder (35-42-1-1)	-	1	-	3
	Child Molesting (35-42-4-3)		1	8	1	12
	Dealing a Substance Resulting in Death		-	-	-	1
Level 1 Felony Total			1	9	1	16

Felony Level	Primary Offense	Secondary Offense	Mar-21		This Calendar Year		
			SEX		SEX		
			F	M	F	M	
Level 2 Felony	Aiding, Inducing or Causing an Offense (35-41-2-4)	Burglary (35-43-2-1)	-	-	-	1	
		Dealing Methamphetamine (35-48-4-1.1)	-	1	1	1	
		Kidnapping (35-42-3-2)	-	-	1	-	
	Burglary (35-43-2-1)		-	3	-	5	
		Conspiracy (35-41-5-2)		-	1	-	1
	Criminal Confinement (35-42-3-3)	Deal Sched 1,2,3 Sub (35-48-4-2)		-	1	-	1
		Dealing Cocaine or Narcotic Drug (35-48-4-1)		-	-	1	-
		Murder (35-42-1-1)		-	1	-	1
		Robbery (35-42-5-1)		-	-	-	1
				-	1	-	1
	Dealing Cocaine or Narcotic Drug (35-48-4-1)			-	1	-	8
		Dealing Methamphetamine (35-48-4-1.1)		4	19	10	45
		Dealing Sched I, II, or III Cntrlrd Sub (35-48-4-2)		-	3	-	5
		Robbery (35-42-5-1)		-	3	-	5
		Voluntary Manslaughter (35-42-1-3)		1	1	1	3
Level 2 Felony Total			5	34	14	77	

Felony Level	Primary Offense	Secondary Offense	Mar-21		This Calendar Year		
			SEX		SEX		
			F	M	F	M	
Level 3 Felony	Accident/Failure to Stop-Serious Inj/Death (9-26-1-1.1)		-	1	-	1	
		Aggravated Battery (35-42-2-1.5)		-	7	1	14
		Aiding, Inducing or Causing an Offense (35-41-2-4)	Robbery (35-42-5-1)		-	1	1
	Attempt to Commit a Felony (35-41-5-1)	Aggravated Battery (35-42-2-1.5)		-	-	-	1
		Possession of Cocaine or Narcotic Drug (35-48-4-6)		-	-	1	-
		Rape (35-42-4-1)		-	-	-	1
	Battery (35-42-2-1)	Robbery (35-42-5-1)		-	1	-	5
				1	-	1	-
	Burglary (35-43-2-1)			-	2	-	5
		Child Molesting (35-42-4-3)		-	2	-	8
	Conspiracy (35-41-5-2)	Dealing Cocaine or Narcotic Drug (35-48-4-1)		1	-	1	-
		Dealing Methamphetamine (35-48-4-1.1)		-	-	1	-
		Robbery (35-42-5-1)		-	-	-	1
	Criminal Confinement (35-42-3-3)			-	3	-	4
		Dealing Cocaine or Narcotic Drug (35-48-4-1)		1	8	2	11
		Dealing Methamphetamine (35-48-4-1.1)		2	6	11	19
		Dealing Sched I, II, or III Cntrlrd Sub (35-48-4-2)		-	1	1	4
		Dealing Sched IV Cntrlrd Sub (35-48-4-3)		-	1	-	2
		Domestic Battery SBI Under 14 (35-42-2-1.3A)		-	-	1	-
		Neglect of a Dependent/Death (35-46-1-4)		-	1	1	2
		Possession of Cocaine or Narcotic Drug (35-48-4-6)		1	1	1	4
		Possession of Meth (35-48-4-6.1)		-	7	2	15
		Rape (35-42-4-1)		-	3	-	8
Robbery (35-42-5-1)		2	24	2	57		
Level 3 Felony Total			8	69	27	163	

Felony Level	Primary Offense	Secondary Offense	Mar-21		This Calendar Year	
			SEX		SEX	
			F	M	F	M
Level 4 Felony	Aiding, Inducing or Causing an Offense (35-41-2-4)	Dealing Methamphetamine (35-48-4-1.1)	-	-	1	-
		Dealing Sched 1,2,3 Sub (35-48-4-2)	-	-	1	-
		Possession of Meth (35-48-4-6.1)	1	-	1	-
	Arson (35-43-1-1)		-	3	3	4
	Burglary (35-43-2-1)		3	14	5	42
	Child Molesting (35-42-4-3)		-	5	-	12
	Child Solicitation (35-42-4-6)		-	2	-	2
	Conspiracy (35-41-5-2)	Dealing Sched 1,2,3 Sub (35-48-4-2)	-	-	1	-
	Dealing Cocaine or Narcotic Drug (35-48-4-1)		-	3	1	14
	Dealing Methamphetamine (35-48-4-1.1)		3	8	14	23
	Dealing Sched I, II, or III Contrld Sub (35-48-4-2)		-	1	-	7
	Felon in Possession of a Firearm (35-47-4-5)		-	17	1	43
	Kidnapping(35-42-3-2)		-	-	-	1
	Leaving Scene of Accident with Serious Bodily Injury		1	-	1	1
	Manufacturing Meth (35-48-4-1.2)		-	-	-	1
	Operating Vehicle Intoxicated/Death (9-30-5-5)		1	2	4	7
	Operating a Vehicle While Intoxicated Causing Serious Bodily Injury		-	-	-	1
	Pharmacy Robbery (35-42-5-1(b))		-	1	-	1
	Possession of Cocaine or Narcotic Drug (35-48-4-6)		-	2	-	4
	Possession of Meth (35-48-4-6.1)		2	9	6	27
	Sexual Battery (35-42-4-8)		-	-	-	1
	Sexual Misconduct with a Minor (35-42-4-9)		-	9	-	14
Level 4 Felony Total			11	76	39	205

Felony Level	Primary Offense	Secondary Offense	Mar-21		This Calendar Year	
			SEX		SEX	
			F	M	F	M
Level 5 Felony	Aiding, Inducing or Causing an Offense (35-41-2-4)	Burglary (35-43-2-1)	1	-	1	-
		Dealing Methamphetamine (35-48-4-1.1)	-	-	1	-
		Firearm w/in One Mile of School (35-47-2-1)	-	-	1	-
	Assisting a Criminal (35-44.1-2-5)		-	-	-	1
	Attempt to Commit a Felony (35-41-5-1)	Battery (35-42-2-1)	-	1	-	1
		Escape (35-44.1-3-4)	-	-	1	1
		Robbery (35-42-5-1)	-	1	1	1
	Auto Theft, Receiving Stolen Parts (35-43-4-2.5)		-	1	-	2
	Battery (35-42-2-1)		6	29	10	71
	Burglary (35-43-2-1)		1	28	5	61
	Child Exploitation (35-42-4-4)		-	1	-	4
	Child Pornography (35-42-4-4(C))		-	-	-	1
	Child Seduction (35-42-4-7)		-	-	-	1
	Child Solicitation (35-42-4-6)		-	-	-	1
	Conspiracy (35-41-5-2)	Dealing Methamphetamine (35-48-4-1.1)	-	-	1	-
		Dealing in Methamphetamine (35-48-4-1.1)	-	-	-	1
		Fraud on Financial Institution (35-43-5-8)	-	-	-	1
		Theft, Recv Stolen Prop (35-43-4-2)	-	-	2	-
		Trafficking with an Inmate (35-44.1-3-5)	-	1	-	1
	Contrib. to the Delinquency of a Minor(35-46-1-8)		-	-	1	1
	Corrupt Business Influence (35-45-6-2)		-	3	-	6
	Criminal Confinement (35-42-3-3)		-	3	1	14
	Criminal Recklessness (35-42-2-2)		-	4	1	6
	Dealing Cocaine or Narcotic Drug (35-48-4-1)		2	2	9	9
	Dealing Marijuana, Hash Oil, or Hashish (35-48-4-10)		-	1	-	1
	Dealing Methamphetamine (35-48-4-1.1)		7	14	14	39
	Dealing Sched I, II, or III Contrld Sub (35-48-4-2)		-	3	-	5
	Dealing Sched IV Contrld Sub (35-48-4-3)		-	-	-	1
	Dealing in Methamphetamine (35-48-4-1.1)		4	15	7	23
	Dealing/Poss. Look-Alike Subs (35-48-4-4.6)		-	-	-	1
	Disarm/Attempt to Disarm an Officer (35-44.1-3-2)		-	1	-	2
	Domestic Battery (35-42-1.3)		2	13	4	45
	Escape (35-44.1-3-4)		2	2	4	11
	Fail to Stop Acc Death (9-26-1-1.1)		-	-	-	1
	Failure to Register as a Sex Offender (11-8-8-17)		-	8	1	23
	Felon Fraud in Offer (23-19-5-1)		-	1	-	1
	Firearm w/in One Mile of School (35-47-2-1)		1	16	5	53
	Fraud on Financial Institution (35-43-5-8)		-	2	-	5
	Incest (35-46-1-3)		-	-	-	1
	Intimidation (35-45-2-1)		1	7	1	16
	Neglect of a Dependent/Death (35-46-1-4)		2	-	2	2
	Non-Support of Dependent Child (35-46-1-5)		-	-	-	2
	Obliterating Handgun I.D. (35-47-2-18)		-	-	-	2
	Oper Veh Aft Life Susp (9-30-10-17)		-	12	-	27
	Operating Veh while Intoxicated (9-30-5-2)		-	1	-	1
	Operating Vehicle Intox-Prior (9-30-5-3)		-	1	-	2
	Operating Vehicle Intoxicated/Death (9-30-5-4)		-	-	-	1
	Operating Vehicle Intoxicated/Injury (9-30-5-4)		1	2	2	4
	Possession of Cocaine or Narcotic Drug 35-48-4-6		-	4	1	11
	Possession of Syringes or Needles (16-42-19-18)		1	-	1	-
	Possession/Use of Legend Drug (16-42-19-13)		-	-	-	1
	Reckless Homicide (35-42-1-5)		1	-	3	2
	Resisting Law Enforcement (35-44.1-3-1)		-	1	-	2
	Robbery (35-42-5-1)		1	8	4	21
	Sexual Misconduct with a Minor (35-42-4-9)		-	2	-	7
	Stalking (35-45-10-5)		-	3	-	4
	Strangulation (35-42-2-9)		-	-	-	1
	Theft, Receiving Stolen Property (35-43-4-2)		1	5	1	14
	Trafficking with an Inmate (35-44.1-3-5)		-	1	-	2
Level 5 Felony Total			34	197	85	518

Felony Level	Primary Offense	Secondary Offense	Mar-21		This Calendar Year		
			SEX		SEX		
			F	M	F	M	
Level 6 Felony	Attempt to Commit a Felony (35-41-5-1)	Attempted/Obstruction of Justice (35-41-5-1)	-	1	-	1	
	Auto Theft, Receiving Stolen Parts (35-43-4-2.5)		-	3	1	4	
	Battery 35-42-2-1		-	2	-	6	
	Check Deception (35-43-5-5)		-	-	-	1	
	Criminal Confinement (35-42-3-3)		-	5	-	11	
	Dealing Poss. Look-Alike Subs (35-48-4-11.5)		-	1	-	1	
	Escape 35-44.1.3-4		-	1	3	6	
	Fail to Reg Sex Off (11-8-8-17)		-	1	-	2	
	Forgery, Counterfeiting, Application Fraud (35-43-5-2)		1	-	1	2	
	Insurance Fraud (35-43-5-4.5)		-	1	1	2	
	Intimidation (35-45-2-1)		-	2	-	5	
	Invasion of Privacy (35-46-1-15.1)		-	-	-	1	
	Maintain Common Nuisance (35-45-2-1(c))		1	-	1	2	
	Neglect of a Dependent/Death (35-46-1-4)		1	-	1	1	
	Non-Support of Dependent Child (35-46-1-5)		-	-	1	-	
	Obstruction of Justice (35-44.1-2-2)		-	1	-	1	
	Oper Vehicle-Intox-Prev Conv (9-30-5-3)		-	-	1	1	
	Operating Vehicle Intoxicated-Contrld Sub (9-30-5-1)		-	-	-	2	
	Operating Vehicle Intoxicated-Endanger (9-30-5-2)		-	4	3	12	
		Habitual Offender Controlled Substance (35-50-2-10)	-	-	-	1	
	Operating Vehicle Intoxicated/Injury (9-30-5-4)		-	-	1	-	
	Operating Vehicle-Habitual Violation (9-30-10-16)		-	2	2	5	
	Pointing a Firearm (35-47-4-3)		-	-	-	1	
	Possession of Child Pornography (35-42-4-4(C))		-	-	-	1	
	Possession of Cocaine or Narcotic Drug (35-48-4-6)		-	2	3	14	
	Possession of Marijuana (35-48-4-11)		-	-	-	1	
	Possession of Meth(35-48-4-6.1)		1	11	4	24	
	Possession of Syringes or Needles (16-42-19-18)		-	2	4	5	
	Possession or Use of Legend Drug (16-42-19-13)		1	2	1	2	
	Residential Entry (35-43-2-1.5)		-	3	1	5	
	Resisting Law Enforc (35-44.1-3-1)		-	1	-	5	
	Sex Offender without Identification (11-8-8-15)		1	-	1	-	
	Strangulation (35-42-2-9)		-	-	-	3	
	Theft, Receiving Stolen Property (35-43-4-2)		1	4	4	11	
Level 6 Felony Total				7	49	34	139

Felony Level	Primary Offense	Secondary Offense	Mar-21		This Calendar Year	
			SEX		SEX	
			F	M	F	M
HO	Habitual Offender Controlled Substance (35-50-2-10)		-	1	-	1
HO Total			0	1	0	1

Felony Level	Primary Offense	Secondary Offense	Mar-21		This Calendar Year	
			SEX		SEX	
			F	M	F	M
Murder	Murder (35-42-1-1)		-	-	3	1
Murder Total			0	3	1	9

Grand Total	Mar-21		This Calendar Year	
	SEX		SEX	
	F	M	F	M
	68	470	213	1215

Note: Offense data may not be available for all offenders at the time this table was prepared.
Only new commitments and probation violations are reported on this table.
Parole and Community Transition Program violators are excluded on this table.
Source: SAS - all.citations_mso.pgm

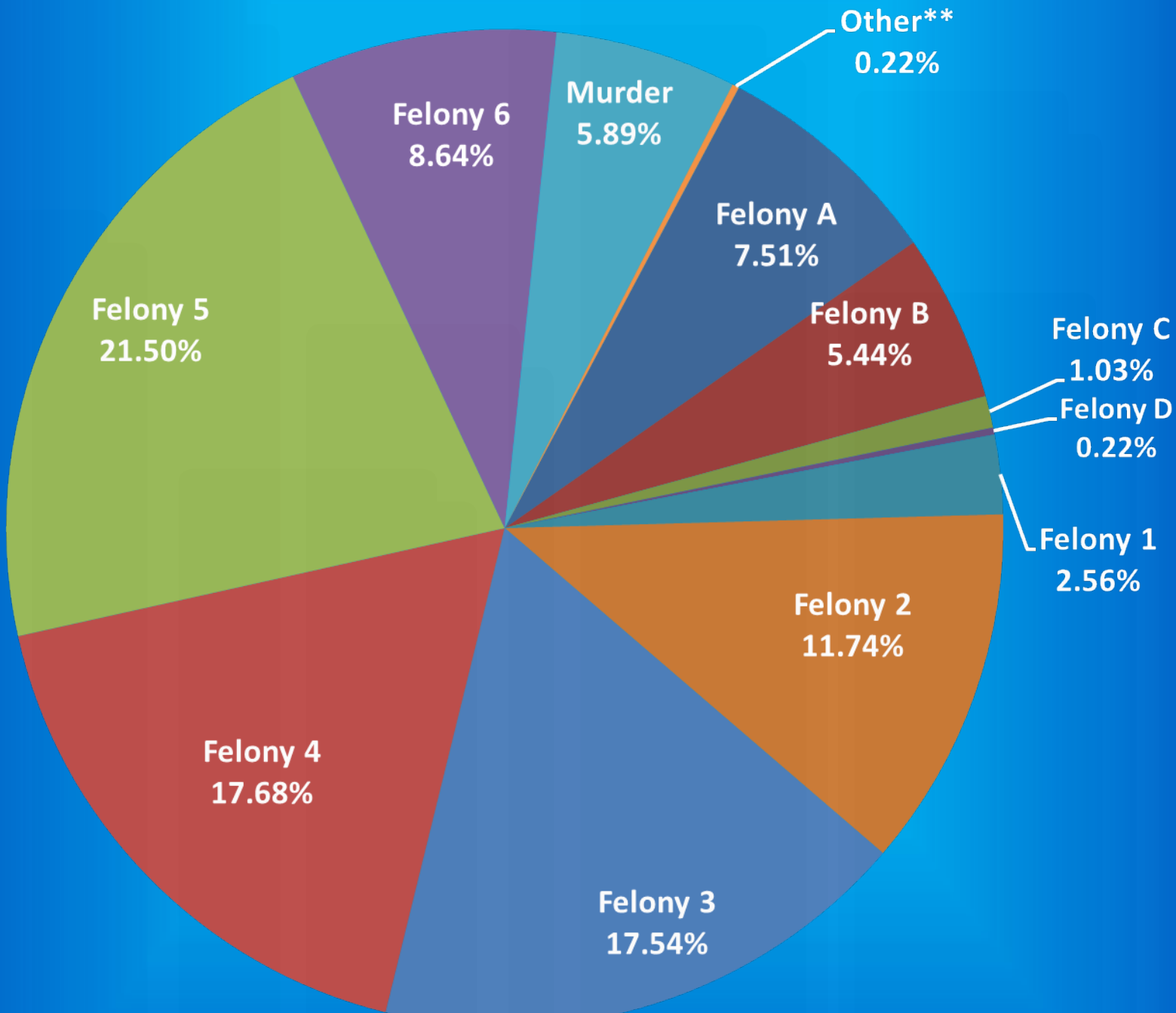
Indiana Department of Correction

Graph A

Female Population by Most Serious Offense Felony Level*

April 01, 2021

N = 2,252



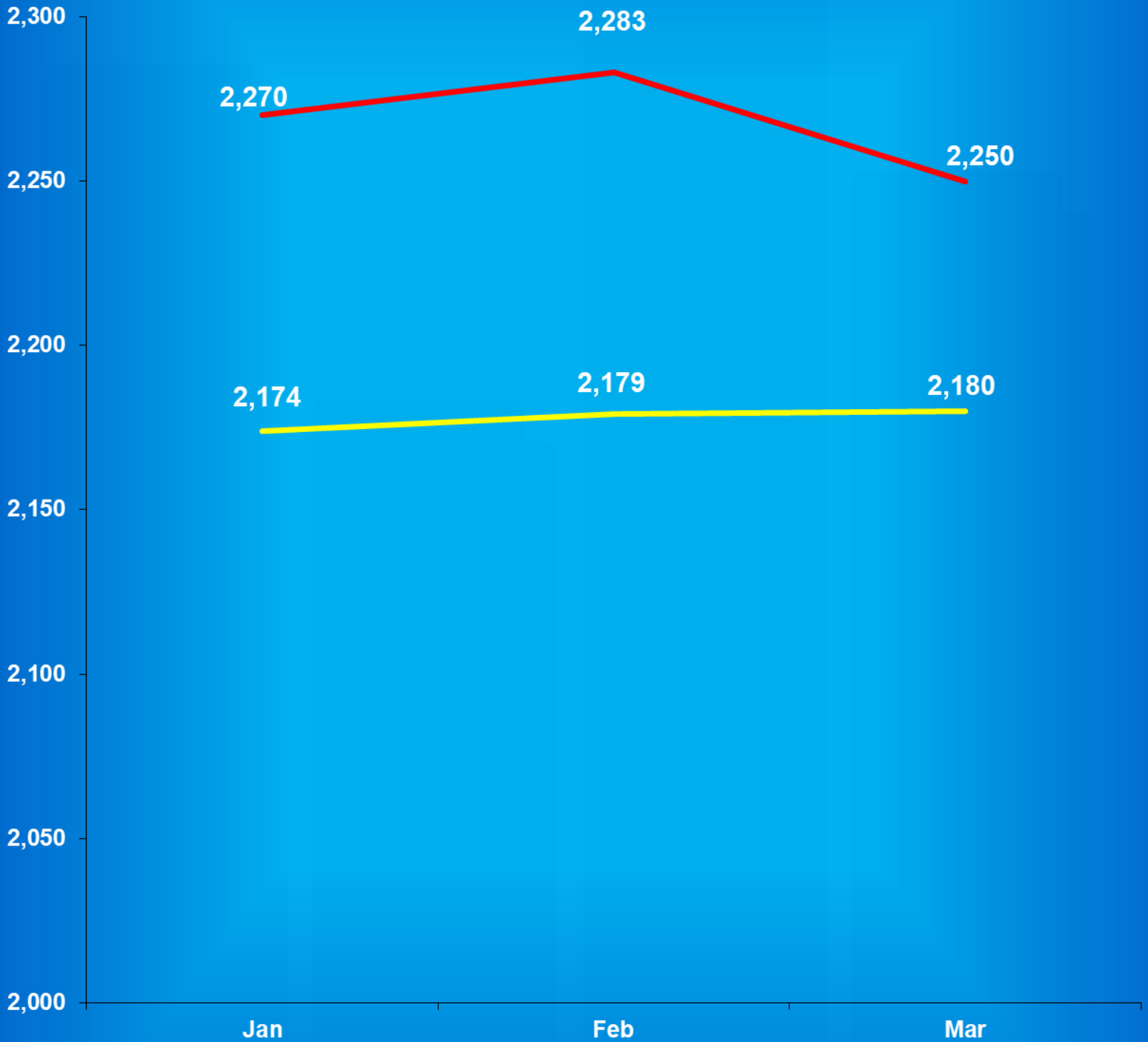
• Includes Offenders Held in County Jails and Contracted Beds

** Other includes Safekeepers, Predispositions, Habitual Offenders, Misdemeanants, and Unknowns

Indiana Department of Correction

Graph B

Average Daily Adult Female Offender Populations
Calendar Year 2021



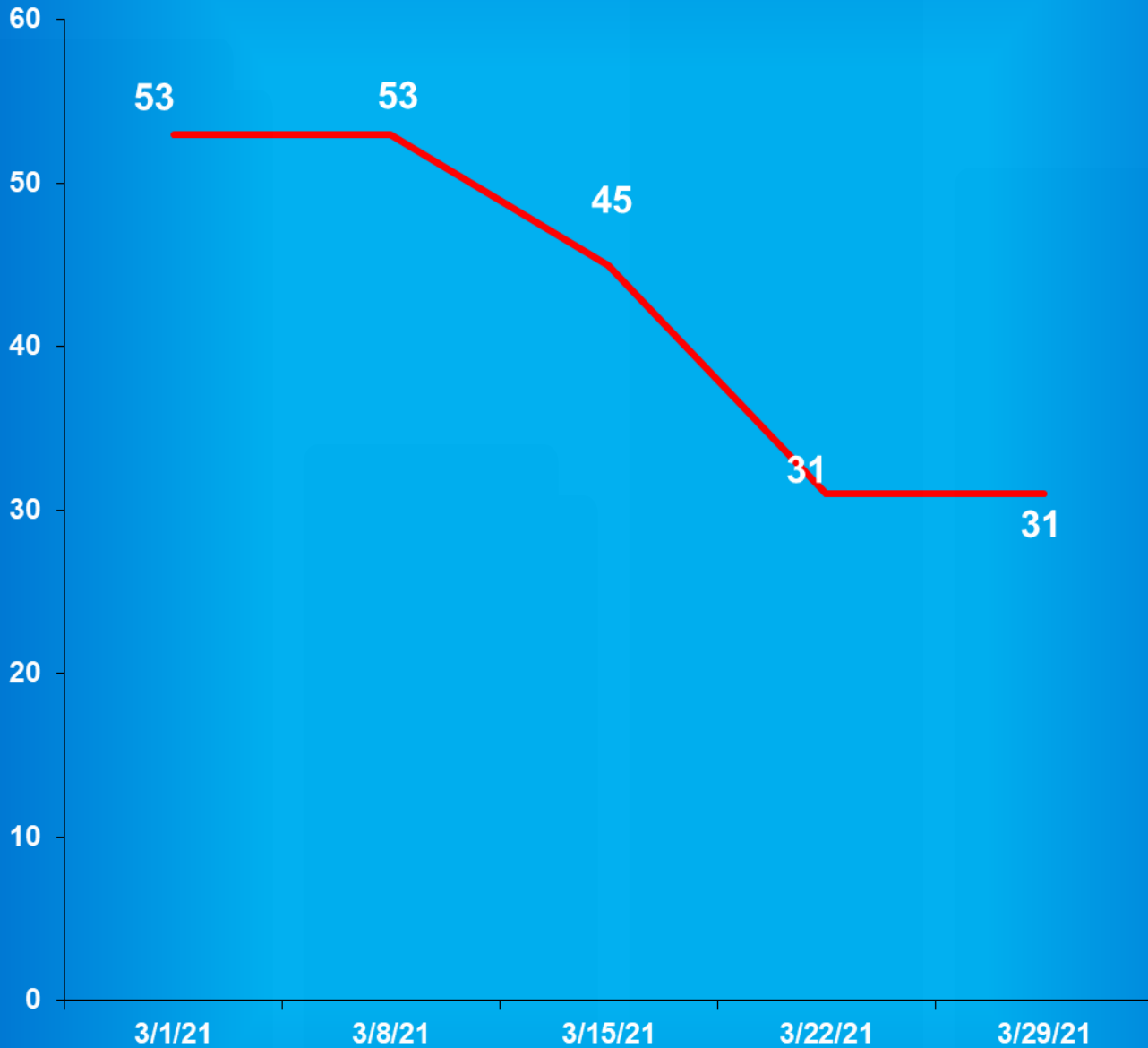
— Includes County Jail/Contract Beds — Excludes County Jail/Contract Beds

Indiana Department of Correction

Graph C

Adult Females Held in County Jails

March 2021



- Offenders held in county jails are newly sentenced offenders with completed court documents who are awaiting transfer to a DOC facility.

- Jail counts are a dynamic number that are affected by a variety of factors, including; sentencing trends, available DOC beds, and intake process completion.

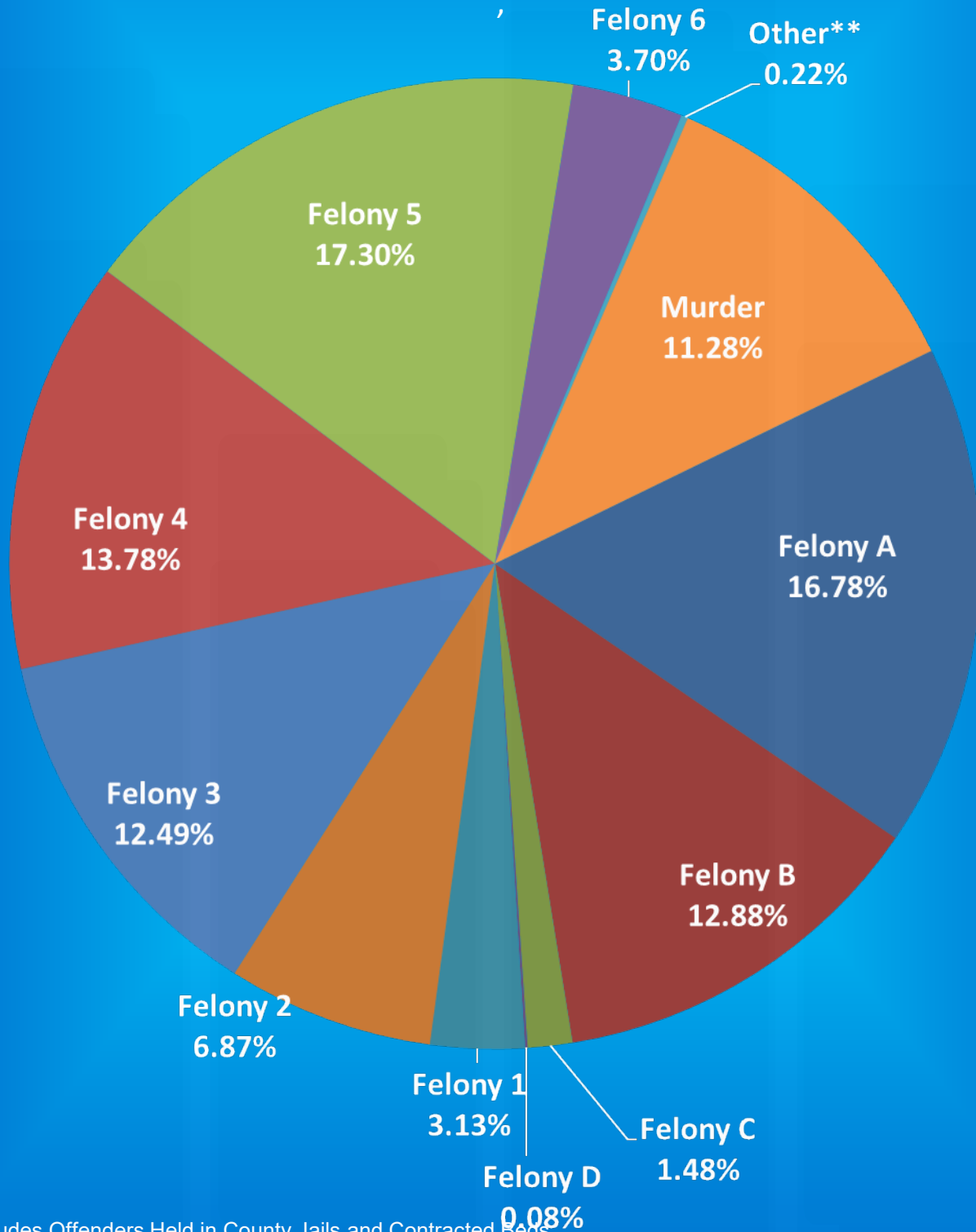
Indiana Department of Correction

Graph D

Male Population by Most Serious Offense Felony Level*

April 012021

N = 22,044



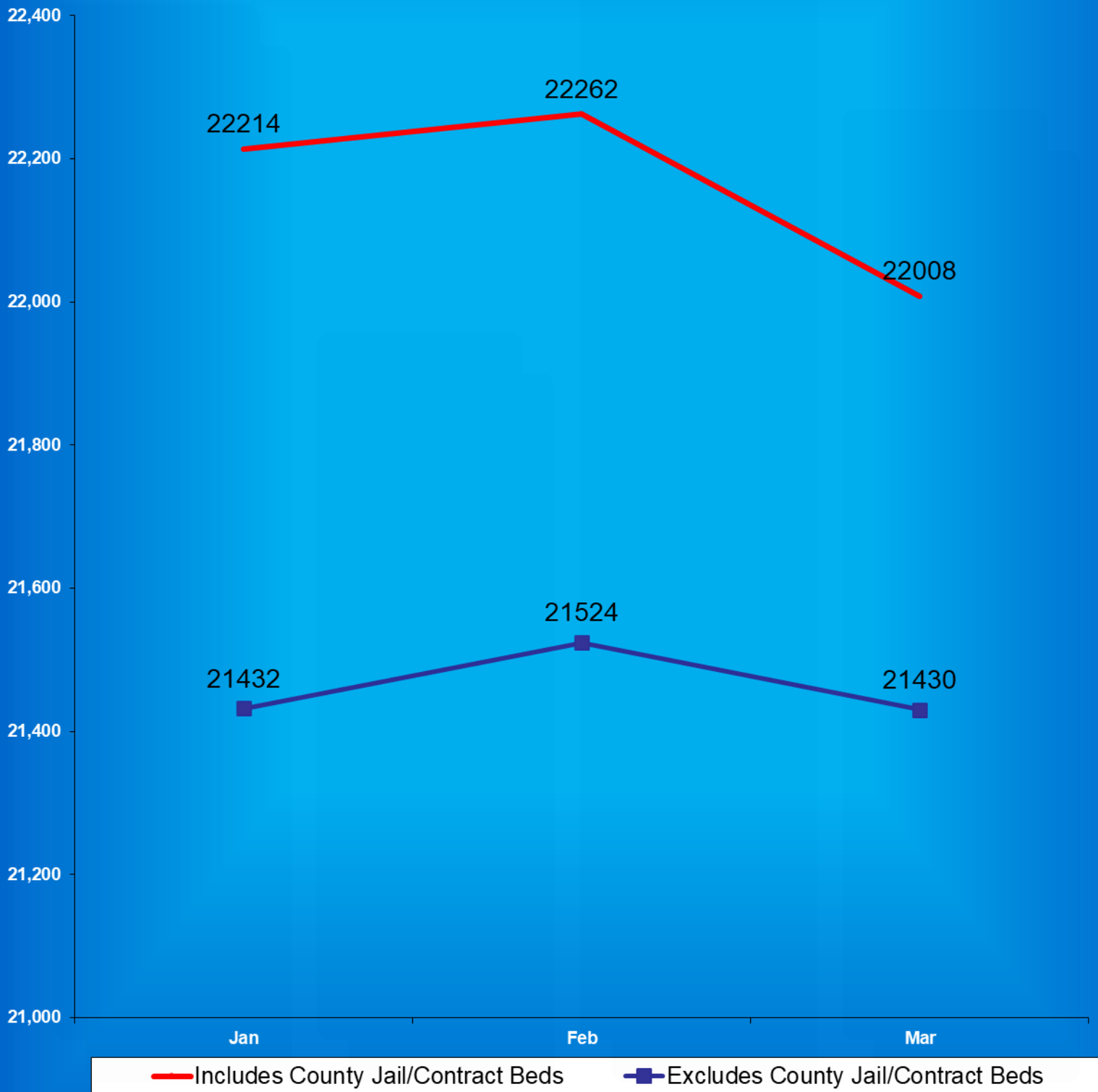
• Includes Offenders Held in County Jails and Contracted Beds

** Other includes Safekeepers, Predispositions, Habitual Offenders, Misdemeanants, and Unknowns

Indiana Department of Correction

Graph E

Average Daily Adult Male Offender Populations Calendar Year 2021

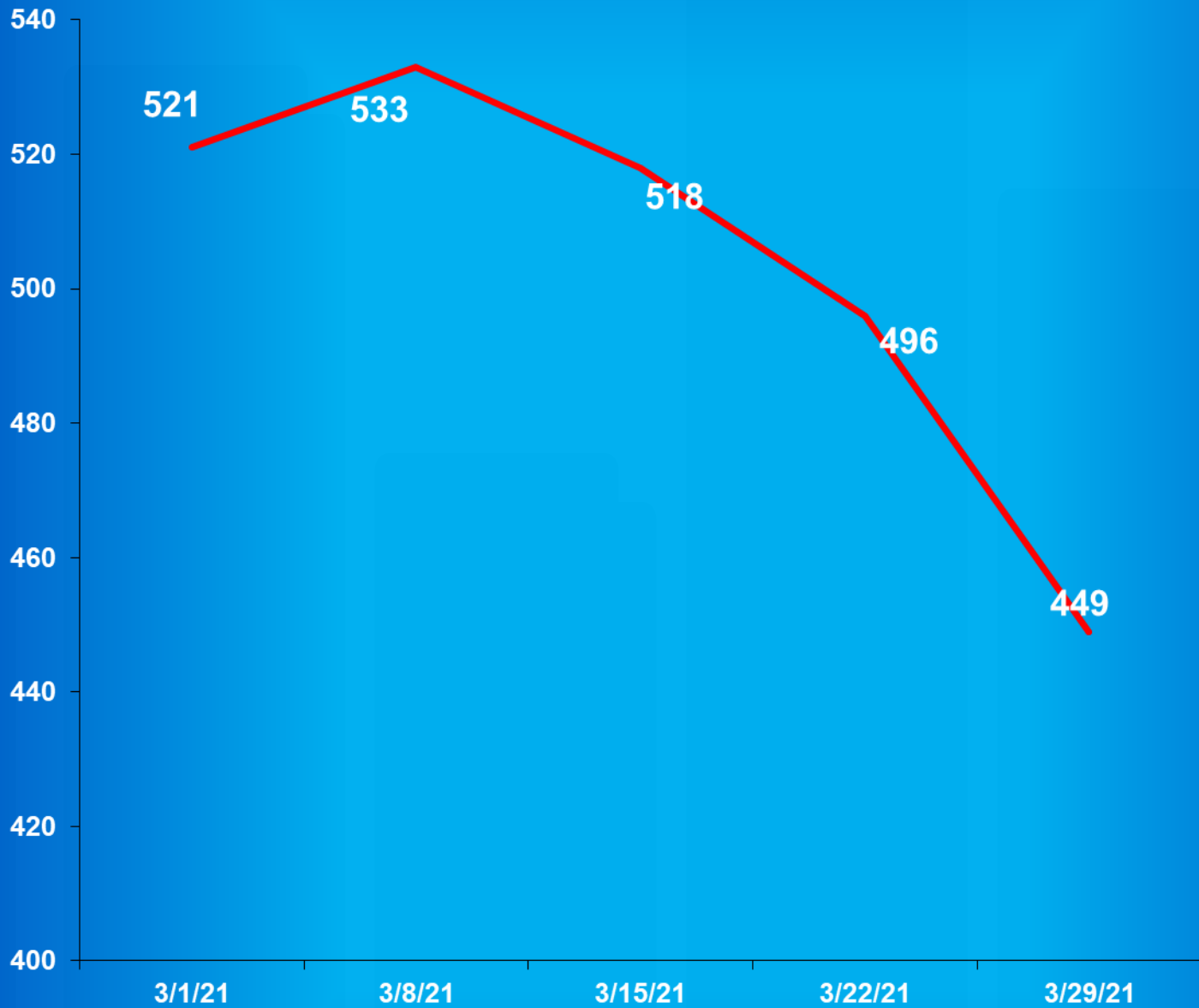


Indiana Department of Correction

Graph F

Adult Males Held in County Jails

March 2021



- Offenders held in county jails are newly sentenced offenders with completed court documents who are awaiting transfer to a DOC facility.

- Jail counts are a dynamic number that are affected by a variety of factors, including; sentencing trends, available DOC beds, and intake process completion.



Juvenile Offender Statistics



Indiana Department Of Correction
Table 13
Monthly Facility Admissions and Releases

Juvenile Offenders
March 2021

Admissions of All Juvenile Males

New Commitment	Re-Commitment	Parolee Return	Return From Escape	Diagnostics/Walk-Thrus
28	0	2	0	7

Releases of All Juvenile Males

Discharge	Parole	Escape	Diagnostics/Walk-Thrus
13	5	0	4

Admissions of All Juvenile Females

New Commitment	Re-Commitment	Parolee Return	Return From Escape	Diagnostics/Walk-Thrus
1	0	0	0	2

Releases of All Juvenile Females

Discharge	Parole	Escape	Diagnostics/Walk-Thrus
4	0	0	1

Sources:

SAS - mnthadm4_pgm_tbl13.pgm

SAS - mnthext4_pgm_tbl13.pgm

Indiana Department of Correction

Table 14

New Admissions by County of Commitment - Juveniles

March 2021

County	Admission Type			County	Admission Type		
	New Commits	Re Commits	Total		New Commits	Re Commits	Total
Adams	0	0	0	Madison	1	0	1
Allen	5	0	5	Marion	3	0	3
Bartholomew	1	0	1	Marshall	0	0	0
Benton	0	0	0	Martin	0	0	0
Blackford	0	0	0	Miami	1	0	1
Boone	0	0	0	Monroe	0	0	0
Brown	0	0	0	Montgomery	1	0	1
Carroll	0	0	0	Morgan	0	0	0
Cass	0	0	0	Newton	0	0	0
Clark	0	0	0	Noble	2	0	2
Clay	0	0	0	Ohio	0	0	0
Clinton	1	0	1	Orange	0	0	0
Crawford	0	0	0	Owen	0	0	0
Daviess	0	0	0	Parke	0	0	0
Dearborn	0	0	0	Perry	0	0	0
Decatur	2	0	2	Pike	0	0	0
DeKalb	0	0	0	Porter	0	0	0
Delaware	0	0	0	Posey	0	0	0
Dubois	0	0	0	Pulaski	0	0	0
Elkhart	0	0	0	Putnam	0	0	0
Fayette	0	0	0	Randolph	0	0	0
Floyd	0	0	0	Ripley	0	0	0
Fountain	0	0	0	Rush	0	0	0
Franklin	0	0	0	St. Joseph	1	0	1
Fulton	0	0	0	Scott	0	0	0
Gibson	0	0	0	Shelby	1	0	1
Grant	0	0	0	Spencer	0	0	0
Greene	0	0	0	Starke	0	0	0
Hamilton	2	0	2	Steuben	0	0	0
Hancock	0	0	0	Sullivan	0	0	0
Harrison	0	0	0	Switzerland	0	0	0
Hendricks	0	0	0	Tippecanoe	0	0	0
Henry	0	0	0	Tipton	0	0	0
Howard	1	0	1	Union	0	0	0
Huntington	0	0	0	Vanderburgh	2	0	2
Jackson	0	0	0	Vermillion	0	0	0
Jasper	0	0	0	Vigo	0	0	0
Jay	0	0	0	Wabash	0	0	0
Jefferson	0	0	0	Warren	0	0	0
Jennings	0	0	0	Warrick	0	0	0
Johnson	0	0	0	Washington	0	0	0
Knox	1	0	1	Wayne	0	0	0
Kosciusko	0	0	0	Wells	0	0	0
LaGrange	0	0	0	White	0	0	0
Lake	2	0	2	Whitley	1	0	1
LaPorte	0	0	0	Unknown	0	0	0
Lawrence	1	0	1	Totals	29	0	29

This data is based on most serious offense and excludes parole violations.

Source: Mnthadm4_pgm_tbl14.pgm

Indiana Department of Correction

Table 15

Monthly Releases by County of Commitment - Juveniles

March 2021

County	Release Type			County	Release Type		
	Discharge	Parole	Total		Discharge	Parole	Total
Adams	0	0	0	Madison	0	0	0
Allen	2	1	3	Marion	1	1	2
Bartholomew	0	0	0	Marshall	0	0	0
Benton	0	0	0	Martin	0	0	0
Blackford	0	0	0	Miami	0	0	0
Boone	0	0	0	Monroe	0	0	0
Brown	0	0	0	Montgomery	0	0	0
Carroll	0	1	1	Morgan	0	0	0
Cass	0	0	0	Newton	0	0	0
Clark	0	0	0	Noble	0	0	0
Clay	1	0	1	Ohio	0	0	0
Clinton	0	1	1	Orange	0	0	0
Crawford	0	0	0	Owen	0	0	0
Daviess	1	0	1	Parke	0	0	0
Dearborn	0	0	0	Perry	0	0	0
Decatur	0	0	0	Pike	0	0	0
DeKalb	0	0	0	Porter	0	0	0
Delaware	1	0	1	Posey	0	0	0
Dubois	1	0	1	Pulaski	0	0	0
Elkhart	2	0	2	Putnam	0	0	0
Fayette	0	0	0	Randolph	0	0	0
Floyd	0	0	0	Ripley	0	0	0
Fountain	0	0	0	Rush	0	0	0
Franklin	0	0	0	St. Joseph	2	0	2
Fulton	0	0	0	Scott	0	0	0
Gibson	1	0	1	Shelby	0	0	0
Grant	0	1	1	Spencer	0	0	0
Greene	1	0	1	Starke	0	0	0
Hamilton	0	0	0	Steuben	0	0	0
Hancock	0	0	0	Sullivan	0	0	0
Harrison	0	0	0	Switzerland	0	0	0
Hendricks	0	0	0	Tippecanoe	1	0	1
Henry	0	0	0	Tipton	0	0	0
Howard	0	0	0	Union	0	0	0
Huntington	0	0	0	Vanderburgh	0	0	0
Jackson	0	0	0	Vermillion	0	0	0
Jasper	0	0	0	Vigo	0	0	0
Jay	1	0	1	Wabash	0	0	0
Jefferson	0	0	0	Warren	0	0	0
Jennings	0	0	0	Warrick	0	0	0
Johnson	0	0	0	Washington	0	0	0
Knox	1	0	1	Wayne	0	0	0
Kosciusko	0	0	0	Wells	0	0	0
LaGrange	1	0	1	White	0	0	0
Lake	0	0	0	Whitley	0	0	0
LaPorte	0	0	0	Unknown	0	0	0
Lawrence	0	0	0	Totals	17	5	22

Some discharges may be releases to County Probation - data is unable to be separated.

Diagnostics and Escapes are excluded.

Source: Mnthext4_pgm_tbl15.pgm

Indiana Department of Correction
Table 16
Total Number of Committing Offenses for Juveniles
Committed to the Indiana Department of Correction
March 2021

OFFENSE (Citation Code)	NUMBER OF OFFENSES			
	This Month		This Calendar Year	
LEVEL I	Female	Male	Female	Male
Aggravated Battery (35-42-2-1.5)	0	0	0	2
Arson (35-43-1-1)	0	0	0	0
Battery (35-42-2-1)	0	0	0	0
Battery by Bodily Waste (35-42-2-6)	0	0	0	0
Burglary (35-43-2-1)	0	0	0	4
Carjacking (35-42-5-2)	0	0	0	0
Carrying Handgun w/o License (35-47-2-1)	0	0	0	9
Changing, Altering, Removing, Obliterating ID of Handgun (35-47-2-18)	0	0	0	0
Child Exploitation (35-42-4-4)	0	0	0	1
Child Molesting (35-42-4-3)	0	0	0	2
Child Seduction (35-42-4-7)	0	0	0	0
Child Selling (35-46-1-4)	0	0	0	0
Child Solicitation (35-42-4-6)	0	0	0	0
Child in Possession of Handgun (35-47-10-5)	0	0	0	0
Consumer Product Tampering (35-45-8-3)	0	0	0	0
Criminal Confinement (35-42-3-3)	0	0	0	1
Criminal Deviate Conduct (35-42-4-2)	0	0	0	0
Criminal Gang Intimidation (35-45-9-4)	0	0	0	0
Criminal Gang Recruitment	0	0	0	0
Criminal Recklessness (35-42-2-2)	0	0	0	1
Dangerous Possession of a Firearm (35-47-10-5)	0	0	0	2
Dealing in a Sawed-Off Shotgun (35-47-5-4.1)	0	0	0	0
Distribution of a Destructive Device (IC 35-47.5-5-5)	0	0	0	0
Domestic Battery (35-42-2-1.3)	0	0	0	1
Driving While Intoxicated Resulting in Death (9-30-5-5)	0	0	0	0
False Application for Handgun (35-47-2-8)	0	0	0	0
False, Altering Handgun License (35-47-2-22)	0	0	0	0
Feticide (35-42-1-6)	0	0	0	0
Handgun, False ID (35-47-2-17)	0	0	0	0
Incest (35-46-1-3)	0	0	0	0
Interference with Custody (35-42-3-4)	0	0	0	0
Intimidation (35-45-2-1)	0	0	0	0
Involuntary Manslaughter (35-42-1-4)	0	0	0	0
Kidnapping (35-42-3-2)	0	0	0	0
Murder (35-42-1-1)	0	0	0	1
Neglect of a Dependent (35-46-1-4)	0	0	0	0
Operation of a Machine Gun/Hurling a Bomb (35-47-5-9)	0	0	0	0
Overpass Mischief (35-42-2-5)	0	0	0	0
Pointing a Firearm (35-47-4-3)	0	0	0	0
Possession of Firearm on School Property (35-47-9-2)	0	0	0	0
Possession of a Machine Gun or Bomb (35-47-5-9)	0	0	0	0
Rape (35-42-4-1)	0	0	0	0
Reckless Homicide (35-42-1-5)	0	0	0	0
Resisting Law Enforcement (35-44-3-3)	0	0	0	0
Robbery (35-42-5-1)	0	0	0	12
Sell, Manufacture, Possess, Purchase Explosive (35-47-5-1)	0	0	0	0
Sell, Transfer, HIV Blood (35-42-1-7)	0	0	0	0
Selling, Transferring, Giving Handgun to Under 18 (35-47-2-7)	0	0	0	0
Sexual Battery (35-42-4-8)	0	0	0	1
Sexual Misconduct (35-44-1-5)	0	0	0	0

LEVEL I (cont'd)

NUMBER OF OFFENSES

	This Month		This Calendar Year	
	Female	Male	Female	Male
Sexual Misconduct with a Minor (35-42-4-9)	0	0	0	0
Stalking (35-45-10-5)	0	0	0	0
Strangulation (35-42-2-9)	0	0	0	0
Unlawful Delivery of Confiscated Firearm (35-47-3-4)	0	0	0	0
Unlawful Use of Body Armor (35-47-5-13)	0	0	0	0
Unlawful Use of Stun Gun (35-47-8-5)	0	0	0	0
Vicarious Sexual Gratification (35-42-4-5)	0	0	0	0
Voluntary Manslaughter (35-42-1-3)	0	0	0	0
Sub-Total	0	0	0	37

LEVEL II

Assisting a Criminal (35-44-3-2)	0	0	0	0
Chinese Throwing Star (35-47-5-12)	0	0	0	0
Criminal Gang Activity (35-45-9-3)	0	0	0	0
Criminal Recklessness (35-42-2-2)	0	0	0	0
Dealing Anabolic Steroid (16-42-19-27)	0	0	0	0
Dealing Methamphetamine (35-48-4-1.1)	0	0	0	0
Dealing in Cocaine or Narcotic Drug (35-48-4-1)	0	0	0	0
Dealing in Marijuana, Hash Oil, or Hashish (35-48-4-10)	0	0	0	0
Dealing in a Schedule I, II, or III Controlled Substance (35-48-4-2)	0	0	0	0
Dealing in a Schedule IV Controlled Substance (35-48-4-3)	0	0	0	0
Dealing in a Schedule V Controlled Substance (35-48-4-4)	0	0	0	0
Dealing in a Substance Represented to be a Controlled Substance (35-48-4-4.5)	0	0	0	0
Delivery of Weapon to Intoxicated Person (35-47-4-1)	0	0	0	0
Disarming Law Enforcement Officer (35-44.1-3-2)	0	0	0	0
Escape/Failure to Return to Lawful Detention (35-44-3-5)	0	0	0	1
Inmate w/ Deadly Weapon (35-44.1-3-7)	0	0	0	0
Interference with Custody (35-42-3-4)	0	0	0	0
Intimidation (35-45-2-1)	0	0	0	7
Knife with Automatic Blade (35-47-5-2)	0	0	0	0
Loan Sharking (35-45-7-2)	0	0	0	0
Maintaining a Common Nuisance (35-48-4-13)	0	0	0	0
Making loan secured by mortgage, deposit or pledge of handgun (35-47-4-2)	0	0	0	0
Manufacture, Distribution, Possession of a Substance Represented to be a Controlled Substance (35-48-4-4)	0	0	0	0
Neglect of a Dependent (35-46-1-4)	0	0	0	0
Poss Precursors w/ Intent to Manufacture Etc. (35-48-4-14.5)	0	0	0	0
Possession of a Controlled Substance (35-48-4-7)	0	0	0	0
Possession of a Knife on School Property (35-47-5-2.5)	0	0	0	1
Promoting Prostitution (35-45-4-4)	0	0	0	0
Purchase, Possession or Sale of Stun Gun (35-47-8-5)	0	0	0	0
Resisting Law Enforcement (35-44-3-3)	0	0	0	3
Rioting with a Deadly Weapon (35-45-1-2)	0	0	0	0
Sale, Possession, Use of Legend Drug (16-42-19-27)	0	0	0	0
Sexual Misconduct with a Minor (35-42-4-9)	0	0	0	0
Stalking (35-45-10-5)	0	0	0	0
Trafficking with an Inmate (35-44-3-9)	0	0	0	0
Use of Stun Gun in Commission of a Crime (35-47-8-5)	0	0	0	0
Sub-Total	0	0	0	12

LEVEL III

Accident /Failure to Stop (9-26-1-8)	0	0	0	0
Accident, Property Damage with Injury (9-26-1-8)	0	0	0	0
Altering or Damaging Computer (35-43-1-4)	0	0	0	0
Auto Theft, Receiving Stolen Parts (35-43-4-2.5)	0	0	1	3
Battery (35-42-2-1)	0	0	1	2
Battery by Bodily Waste (35-42-2-6)	0	0	0	0
Bestiality	0	0	0	0
Bribery (35-44-1-1)	0	0	0	0

LEVEL III (cont'd)	NUMBER OF OFFENSES			
	This Month		This Calendar Year	
	Female	Male	Female	Male
Burglary (35-43-2-1)	0	0	0	0
Check Deception (35-43-5-5)	0	0	0	0
Check Fraud (35-43-5-12)	0	0	0	0
Child Exploitation (35-42-4-4)	0	0	0	0
Controlled Substance Registration (35-48-4-14)	0	0	0	0
Conversion (35-43-4-3)	0	0	0	4
Criminal Mischief (35-43-1-2)	0	0	1	3
Criminal Recklessness (35-42-2-2)	0	0	0	0
Criminal Trespass (35-43-2-2)	0	0	1	2
Dealing in Altered Property (35-43-4-2.3)	0	0	0	0
Dealing in Marijuana, Hash Oil, or Hashish (35-48-4-10)	0	0	0	0
Dealing in Paraphernalia (35-48-4-8.5)	0	0	0	0
Dealing in a Schedule IV Controlled Substance (35-48-4-3)	0	0	0	0
Distribution of Material Harmful to Minor (35-49-3-3)	0	0	0	0
Escape/Failure to Return to Lawful Detention (35-44-3-5)	0	0	1	2
Failure to Appear (35-44-3-6)	0	0	0	0
False Reporting (35-44-2-2)	0	0	0	0
Forgery (35-43-5-2)	0	0	0	0
Fraud (35-43-5-4)	0	0	0	2
Fraud on Financial Institution (35-45-5-8)	0	0	0	0
Home Improvement Fraud (35-43-6-13)	0	0	0	0
Identity Deception (35-43-5-3.5)	0	0	0	0
Interference with Custody (35-42-3-4)	0	0	0	0
Interference with Reporting Crime (35-42-2-5)	0	0	0	0
Invasion of Privacy (35-46-1-15.1)	0	0	0	0
Kill Domestic Animal	0	0	0	0
Manufacture of Paraphernalia (35-48-4-8.1)	0	0	0	0
Nonsupport of Child (35-46-1-5)	0	0	0	0
Nonsupport of Spouse (35-46-1-6)	0	0	0	0
Obscene Performance (35-49-3-1)	0	0	0	0
Obstructing Fireman (35-44-3-8)	0	0	0	0
Obstructing Traffic (35-42-2-4)	0	0	0	0
Obstruction of Justice (35-44-3-4)	0	0	0	0
Operating Vehicle After Lifetime Forfeiture (9-30-10-17)	0	0	0	0
Operating Vehicle While Intoxicated (9-30-5-4)	0	0	0	0
Operating Vehicle While Intoxicated with Prior (9-30-5-3)	0	0	0	0
Patronizing a Prostitute (35-45-4-3)	0	0	0	0
Perjury (35-44-2-1)	0	0	0	0
Possession of Cocaine or Narcotic Drug (35-48-4-6)	0	0	0	0
Possession of Marijuana, Hash Oil, or Hashish (35-48-4-11)	0	0	0	0
Possession of Methamphetamines (35-48-4-6.1)	0	0	1	0
Possession of Paraphernalia (35-48-4-8.3)	0	0	0	0
Possession of a Controlled Substance (35-48-4-7)	0	0	0	2
Possession of a Syringe (16-42-19-18)	0	0	1	0
Possession/Use of Legend Drug (16-42-19-13)	0	0	0	0
Professional Gambling (35-45-5-3)	0	0	0	0
Profiting from Adoption (35-46-1-9)	0	0	0	0
Promoting Professional Gambling (35-45-5-4)	0	0	0	0
Promoting Prostitution (35-45-4-4)	0	0	0	0
Prostitution (35-45-4-2)	0	0	0	0
Public Indecency (35-45-4-1)	0	0	0	1
Public Nudity (35-45-4-1.5)	0	0	0	0
Railroad Mischief (35-42-2-5.5)	0	0	0	0
Receiving Stolen Auto Parts (35-43-4-2.5)	0	0	0	0
Receiving Stolen Property (35-43-4-2)	0	0	0	0
Residential Entry (35-43-2-1.5)	0	0	0	0
Resisting Law Enforcement (35-44-3-3)	0	0	4	10
Rioting (35-45-1-2)	0	0	0	0

LEVEL III (cont'd)	NUMBER OF OFFENSES			
	This Month		This Calendar Year	
	Female	Male	Female	Male
Sale, Possession, Use of Legend Drug (16-42-19-27)	0	0	0	0
Selling, Distributing, Exhibiting Obscene Material (35-49-3-1)	0	0	0	0
Stalking (35-45-10-5)	0	0	0	0
Synthetic Drug (35-48-4-11.5)	0	0	0	0
Theft (35-43-4-2)	0	0	2	15
Torture or Mutilation of Animal (35-46-3-12)	0	0	0	0
Trafficking with an Inmate (35-44-3-9)	0	0	0	0
Unauthorized Possession of Prescription Form (35-48-4-14)	0	0	0	0
Unlawful Entry of Motor Vehicle (35-43-4-2.7)	0	0	0	0
Voyeurism (35-45-4-5)	0	0	0	0
Welfare Fraud (35-43-5-7)	0	0	0	0
Sub-Total	0	0	13	46

LEVEL IV

Absence From Home Detention (35-38-2.5-10)	0	0	0	0
Accident/Failure to Stop (9-26-1-8)	0	0	0	1
Alcohol Violation (31-37-2-6)	0	0	0	1
Animal Cruelty (35-46-3-12)	0	0	0	0
Assisting a Criminal (35-44-3-2)	0	0	0	0
Beats Vertebrate Animal (35-46-3-12)	0	0	0	0
Check Deception (35-43-5-5)	0	0	0	0
Common Nuisance (35-48-4-13)	0	0	0	1
Computer Trespassing (35-43-2-3)	0	0	0	0
Counterfeiting Auto Registration (9-18-2-42)	0	0	0	0
Counterfeiting a Driver's License (9-24-18-7)	0	0	0	0
Curfew Violation (31-37-2-5)	0	0	0	0
Deception (35-43-5-3)	0	0	0	0
Deer Outside Hours (14-22-6-1)	0	0	0	0
Deer w/ Illegal Device (14-22-6-1)	0	0	0	0
Disorderly Conduct (35-45-1-3)	0	0	0	2
Dissemination of Material Harmful to Minor (35-49-3-3)	0	0	0	0
Driving While Intoxicated (9-11-2-3)	0	0	0	0
Driving with Suspended License (9-24-19-2)	0	0	0	0
Exploitation of Dependent/Endangered Adult (35-46-1-12)	0	0	0	0
Failure to Appear (35-44-3-6)	0	0	0	0
Failure to Disclose Recruitment (35-46-4-4)	0	0	0	0
Failure to Respond to Summons (35-44-3-6.5)	0	0	0	0
False Auto Registration (9-18-2-44)	0	0	0	0
False Identity Statement (35-44-2-6)	0	0	0	1
False Informing (35-44-2-2)	0	0	1	2
Flag Desecration (35-45-1-4)	0	0	0	0
Glue Sniffing (35-46-6-2)	0	0	0	0
Habitual Disobedience of Parent, Guardian, or Custodian (Incorrigible) (31-37-2-4)	0	0	0	0
Harassment (35-45-2-2)	0	0	0	0
Home Improvement Fraud (35-43-6-12)	0	0	0	0
Illegal Consumption of Alcohol (7.1-5-7-7)	0	0	0	0
Illegal Possession of Alcohol (7.1-5-7-7)	0	0	0	0
Impairment of ID Number (35-43-7-4)	0	0	0	0
Interference with Custody (35-42-3-4)	0	0	0	0
Interfering with Law Enforcement Animal (35-46-3-11)	0	0	0	0
Invasion of Privacy (35-46-1-15.1)	0	0	0	0
Leaving Home w/o Permission of Parent, Guardian or Custodian (Runaway) (31-37-2-2)	0	0	1	3
Leaving Scene of Accident (9-26-1-1.1)	0	0	0	0
Maintaining a Common Nuisance (35-48-4-13)	0	0	0	0
Nitrous Oxide Distribution (35-46-6-3)	0	0	0	0
Obscene Performance (35-49-3-1)	0	0	0	0
Obstructing Medical Emergency (35-44-3-8.5)	0	0	0	0
Obstructing Traffic (35-42-2-4)	0	0	0	0
Official Misconduct (35-44.1-1-1)	0	0	0	0

LEVEL IV (cont'd)	NUMBER OF OFFENSES			
	This Month		This Calendar Year	
	Female	Male	Female	Male
Operating Vehicle While Intoxicated (9-30-5-2)	0	0	0	0
Operating Vehicle While Intoxicated/Cntrl'd Sub (9-30-5-1)	0	0	0	0
Operating Vehicle w/o License (9-24-18-1)	0	0	0	1
Operating Vehicle w/o Proof of Financial (9-25-8-2)	0	0	0	0
Operating Vehicle w/o Registration/Plates (9-18-2-43)	0	0	0	0
Possession of Device/Interfere Test (35-43-5-18)	0	0	0	0
Possession of Marijuana, Hash Oil, or Hashish (35-48-4-11)	0	0	0	2
Possession of Paraphernalia (35-48-4-8.3)	0	0	1	3
Possession of Substance Represented to be a Controlled Substance (35-48-4-4.6)	0	0	0	0
Possession, Purchase, Accepting Tobacco (35-46-1-10.5)	0	0	0	0
Probation Violation	0	0	0	32
Public Intoxication (7.1-5-1-3)	0	0	0	1
Receiving Unidentified Property (35-43-7-5)	0	0	0	0
Reckless Driving (9-21-8-52)	0	0	0	0
Refusal to Aid Officer (35-44-3-7)	0	0	0	0
Refusal to Identify Self (34-28-5-3.5)	0	0	0	0
Selling, Distributing, Exhibiting Obscene Material (35-49-3-1)	0	0	0	0
Synthetic Drug (35-48-4-11.5)	0	0	0	0
Taking Deer/Turkey (14-22-6-1)	0	0	0	0
Tattooing a Minor (35-42-2-7)	0	0	0	0
Torture, Kill, Mutilate an Animal (35-46-3-12)	0	0	0	0
Unauthorized Possession of Prescription (35-48-4-14)	0	0	0	0
Unlawful Entry of Motor Vehicle (35-43-4-2.7)	0	0	0	2
Unlawful Gambling (35-45-5-2)	0	0	0	0
Unlawful Use of Railroad Right of Way (8-3-15-3)	0	0	0	0
Vending Machine Vandalism (35-43-4-7)	0	0	0	0
Violation Home Detention	0	0	0	0
Violation Suspended Commitment to DOC	0	0	0	0
Violation of Compulsory School Attendance Law (Truancy) (31-37-2-3)	0	0	0	1
Voyeurism (35-45-4-5)	0	0	0	0
Welfare Fraud (35-45-5-7)	0	0	0	0
Sub-Total	0	0	3	53
GRAND TOTAL NUMBER OF OFFENSES	0	0	16	148

Source: SAS - mnthadm4_by_offense.pgm

Indiana Department of Correction
Table 17
Number of Juvenile Offenders by Most Serious Offense
Committed to the Indiana Department of Correction

March 2021

MOST SERIOUS OFFENSE (Citation Code)	NUMBER OF JUVENILES			
	This Month		This Calendar Year	
	Female	Male	Female	Male
LEVEL I				
Aggravated Battery (35-42-2-1.5)	0	2	0	2
Arson (35-43-1-1)	0	0	0	0
Battery (35-42-2-1)	0	0	0	0
Battery by Bodily Waste (35-42-2-6)	0	0	0	0
Burglary (35-43-2-1)	0	2	0	3
Carjacking (35-42-5-2)	0	0	0	0
Carrying Handgun w/o License (35-47-2-1)	0	3	0	7
Changing, Altering, Removing, Obliterating ID of Handgun (35-47-2-18)	0	0	0	0
Child Exploitation (35-42-4-4)	0	1	0	1
Child Molesting (35-42-4-3)	0	1	0	2
Child Seduction (35-42-4-7)	0	0	0	0
Child Selling (35-46-1-4)	0	0	0	0
Child Solicitation (35-42-4-6)	0	0	0	0
Child in Possession of Handgun (35-47-10-5)	0	0	0	0
Consumer Product Tampering (35-45-8-3)	0	0	0	0
Criminal Confinement (35-42-3-3)	0	1	0	1
Criminal Deviate Conduct (35-42-4-2)	0	0	0	0
Criminal Gang Intimidation (35-45-9-4)	0	0	0	0
Criminal Gang Recruitment	0	0	0	0
Criminal Recklessness (35-42-2-2)	0	1	0	1
Dangerous Possession of a Firearm (35-47-10-5)	0	0	0	1
Dealing in a Sawed-Off Shotgun (35-47-5-4.1)	0	0	0	0
Distribution of a Destructive Device (IC 35-47.5-5-5)	0	0	0	0
Domestic Battery (35-42-2-1.3)	0	1	0	1
Driving While Intoxicated Resulting in Death (9-30-5-5)	0	0	0	0
False Application for Handgun (35-47-2-8)	0	0	0	0
False, Altering Handgun License (35-47-2-22)	0	0	0	0
Feticide (35-42-1-6)	0	0	0	0
Handgun, False ID (35-47-2-17)	0	0	0	0
Incest (35-46-1-3)	0	0	0	0
Interference with Custody (35-42-3-4)	0	0	0	0
Intimidation (35-45-2-1)	0	0	0	0
Involuntary Manslaughter (35-42-1-4)	0	0	0	0
Kidnapping (35-42-3-2)	0	0	0	0
Murder (35-42-1-1)	0	0	0	1
Neglect of a Dependent (35-46-1-4)	0	0	0	0
Operation of a Machine Gun/Hurling a Bomb (35-47-5-9)	0	0	0	0
Overpass Mischief (35-42-2-5)	0	0	0	0
Pointing a Firearm (35-47-4-3)	0	0	0	0
Possession of Firearm on School Property (35-47-9-2)	0	0	0	0
Possession of a Machine Gun or Bomb (35-47-5-9)	0	0	0	0
Rape (35-42-4-1)	0	0	0	0
Reckless Homicide (35-42-1-5)	0	0	0	0
Resisting Law Enforcement (35-44-3-3)	0	0	0	0
Robbery (35-42-5-1)	0	4	0	8
Sell, Manufacture, Possess, Purchase Explosive (35-47-5-1)	0	0	0	0
Sell, Transfer, HIV Blood (35-42-1-7)	0	0	0	0
Selling, Transferring, Giving Handgun to Under 18 (35-47-2-7)	0	0	0	0
Sexual Battery (35-42-4-8)	0	0	0	1
Sexual Misconduct (35-44-1-5)	0	0	0	0

LEVEL I (cont'd)	NUMBER OF JUVENILES			
	This Month		This Calendar Year	
	Female	Male	Female	Male
Sexual Misconduct with a Minor (35-42-4-9)	0	0	0	0
Stalking (35-45-10-5)	0	0	0	0
Strangulation (35-42-2-9)	0	0	0	0
Unlawful Delivery of Confiscated Firearm (35-47-3-4)	0	0	0	0
Unlawful Use of Body Armor (35-47-5-13)	0	0	0	0
Unlawful Use of Stun Gun (35-47-8-5)	0	0	0	0
Vicarious Sexual Gratification (35-42-4-5)	0	0	0	0
Voluntary Manslaughter (35-42-1-3)	0	0	0	0
Sub-Total	0	16	0	29

LEVEL II

Assisting a Criminal (35-44-3-2)	0	0	0	0
Chinese Throwing Star (35-47-5-12)	0	0	0	0
Criminal Gang Activity (35-45-9-3)	0	0	0	0
Criminal Recklessness (35-42-2-2)	0	0	0	0
Dealing Anabolic Steroid (16-42-19-27)	0	0	0	0
Dealing Methamphetamine (35-48-4-1.1)	0	0	0	0
Dealing in Cocaine or Narcotic Drug (35-48-4-1)	0	0	0	0
Dealing in Marijuana, Hash Oil, or Hashish (35-48-4-10)	0	0	0	0
Dealing in a Schedule I, II, or III Controlled Substance (35-48-4-2)	0	0	0	0
Dealing in a Schedule IV Controlled Substance (35-48-4-3)	0	0	0	0
Dealing in a Schedule V Controlled Substance (35-48-4-4)	0	0	0	0
Dealing in a Substance Represented to be a Controlled Substance (35-48-4-4.5)	0	0	0	0
Delivery of Weapon to Intoxicated Person (35-47-4-1)	0	0	0	0
Disarming Law Enforcement Officer (35-44.1-3-2)	0	0	0	0
Escape/Failure to Return to Lawful Detention (35-44-3-5)	0	1	0	1
Inmate w/ Deadly Weapon (35-44.1-3-7)	0	0	0	0
Interference with Custody (35-42-3-4)	0	0	0	0
Intimidation (35-45-2-1)	0	1	0	4
Knife with Automatic Blade (35-47-5-2)	0	0	0	0
Loan Sharking (35-45-7-2)	0	0	0	0
Maintaining a Common Nuisance (35-48-4-13)	0	0	0	0
Making loan secured by mortgage, deposit or pledge of handgun (35-47-4-2)	0	0	0	0
Manufacture, Distribution, Possession of a Substance Represented to be a Controlled Substance (35-48-4-4.5)	0	0	0	0
Neglect of a Dependent (35-46-1-4)	0	0	0	0
Poss precursors w/intent to manufacture etc. (35-48-4-14.5)	0	0	0	0
Possession of a Controlled Substance (35-48-4-7)	0	0	0	0
Possession of a Knife on School Property (35-47-5-2.5)	0	0	0	1
Promoting Prostitution (35-45-4-4)	0	0	0	0
Purchase, Possession or Sale of Stun Gun (35-47-8-5)	0	0	0	0
Resisting Law Enforcement (35-44-3-3)	0	1	0	1
Rioting with a Deadly Weapon (35-45-1-2)	0	0	0	0
Sale, Possession, Use of Legend Drug (16-42-19-27)	0	0	0	0
Sexual Misconduct with a Minor (35-42-4-9)	0	0	0	0
Stalking (35-45-10-5)	0	0	0	0
Trafficking with an Inmate (35-44-3-9)	0	0	0	0
Use of Stun Gun in Commission of a Crime (35-47-8-5)	0	0	0	0
Sub-Total	0	3	0	7

LEVEL III

Accident /Failure to Stop (9-26-1-8)	0	0	0	0
Accident, Property Damage with Injury (9-26-1-8)	0	0	0	0
Altering or Damaging Computer (35-43-1-4)	0	0	0	0
Auto Theft, Receiving Stolen Parts (35-43-4-2.5)	0	1	0	1
Battery (35-42-2-1)	0	0	1	0
Bestiality	0	0	0	0
Bribery (35-44-1-1)	0	0	0	0
Burglary (35-43-2-1)	0	0	0	0
Check Deception (35-43-5-5)	0	0	0	0

NUMBER OF JUVENILES

LEVEL III (cont'd)	This Month		This Calendar Year	
	Female	Male	Female	Male
Check Fraud (35-43-5-12)	0	0	0	0
Child Exploitation (35-42-4-4)	0	0	0	0
Controlled Substance Registration (35-48-4-14)	0	0	0	0
Conversion (35-43-4-3)	0	0	0	2
Criminal Mischief (35-43-1-2)	0	1	0	1
Criminal Recklessness (35-42-2-2)	0	0	0	0
Criminal Trespass (35-43-2-2)	1	1	1	1
Dealing in Altered Property (35-43-4-2.3)	0	0	0	0
Dealing in Marijuana, Hash Oil, or Hashish (35-48-4-10)	0	0	0	0
Dealing in Paraphernalia (35-48-4-8.5)	0	0	0	0
Distribution of Material Harmful to Minor (35-49-3-3)	0	0	0	0
Escape/Failure to Return to Lawful Detention (35-44-3-5)	0	0	1	1
Failure to Appear (35-44-3-6)	0	0	0	0
False Reporting (35-44-2-2)	0	0	0	0
Forgery (35-43-5-2)	0	0	0	0
Fraud (35-43-5-4)	0	0	0	1
Fraud on Financial Institution (35-45-5-8)	0	0	0	0
Home Improvement Fraud (35-43-6-13)	0	0	0	0
Identity Deception (35-43-5-3.5)	0	0	0	0
Interference with Custody (35-42-3-4)	0	0	0	0
Interference with Reporting Crime (35-42-2-5)	0	0	0	0
Invasion of Privacy (35-46-1-15.1)	0	0	0	0
Kill Domestic Animal	0	0	0	0
Manufacture of Paraphernalia (35-48-4-8.1)	0	0	0	0
Nonsupport of Child (35-46-1-5)	0	0	0	0
Nonsupport of Spouse (35-46-1-6)	0	0	0	0
Obscene Performance (35-49-3-1)	0	0	0	0
Obstructing Fireman (35-44-3-8)	0	0	0	0
Obstructing Traffic (35-42-2-4)	0	0	0	0
Obstruction of Justice (35-44-3-4)	0	0	0	0
Operating Vehicle After Lifetime Forfeiture (9-30-10-17)	0	0	0	0
Operating Vehicle While Intoxicated (9-30-5-4)	0	0	0	0
Operating Vehicle While Intoxicated with Prior (9-30-5-3)	0	0	0	0
Patronizing a Prostitute (35-45-4-3)	0	0	0	0
Perjury (35-44-2-1)	0	0	0	0
Possession of Cocaine or Narcotic Drug (35-48-4-6)	0	0	0	0
Possession of Marijuana, Hash Oil, or Hashish (35-48-4-11)	0	0	0	0
Possession of Methamphetamines (35-48-4-6.1)	0	0	1	0
Possession of Paraphernalia (35-48-4-8.3)	0	0	0	0
Possession of a Controlled Substance (35-48-4-7)	0	0	0	0
Possession of a Syringe (16-42-19-18)	0	0	0	0
Possession/Use of Legend Drug (16-42-19-13)	0	0	0	0
Professional Gambling (35-45-5-3)	0	0	0	0
Profiting from Adoption (35-46-1-9)	0	0	0	0
Promoting Professional Gambling (35-45-5-4)	0	0	0	0
Promoting Prostitution (35-45-4-4)	0	0	0	0
Prostitution (35-45-4-2)	0	0	0	0
Public Indecency (35-45-4-1)	0	0	0	1
Public Nudity (35-45-4-1.5)	0	0	0	0
Railroad Mischief (35-42-2-5.5)	0	0	0	0
Receiving Stolen Property (35-43-4-2)	0	0	0	0
Residential Entry (35-43-2-1.5)	0	0	0	0
Resisting Law Enforcement (35-44-3-3)	0	2	0	2
Rioting (35-45-1-2)	0	0	0	0
Sale, Possession, Use of Legend Drug (16-42-19-27)	0	0	0	0
Selling, Distributing, Exhibiting Obscene Material (35-49-3-1)	0	0	0	0
Stalking (35-45-10-5)	0	0	0	0

NUMBER OF JUVENILES

LEVEL III (Cont.)	This Month		This Calendar Year	
	Female	Male	Female	Male
Synthetic Drug (35-48-4-11.5)	0	0	0	0
Theft (35-43-4-2)	0	2	1	2
Torture or Mutilation of Animal (35-46-3-12)	0	0	0	0
Trafficking with an Inmate (35-44-3-9)	0	0	0	0
Unauthorized Possession of Prescription Form (35-48-4-14)	0	0	0	0
Unlawful Entry of Motor Vehicle (35-43-4-2.7)	0	0	0	0
Voyeurism (35-45-4-5)	0	0	0	0
Welfare Fraud (35-43-5-7)	0	0	0	0
Sub-Total	1	7	5	12

LEVEL IV

Absence From Home Detention (35-38-2.5-10)	0	0	0	0
Accident/Failure to Stop (9-26-1-8)	0	0	0	0
Assisting a Criminal (35-44-3-2)	0	0	0	0
Beats Vertebrate Animal (35-46-3-12)	0	0	0	0
Check Deception (35-43-5-5)	0	0	0	0
Common Nuisance (35-48-4-13)	0	0	0	0
Computer Trespassing (35-43-2-3)	0	0	0	0
Counterfeiting Auto Registration (9-18-2-42)	0	0	0	0
Counterfeiting a Driver's License (9-24-18-7)	0	0	0	0
Curfew Violation (31-37-2-5)	0	0	0	0
Deception (35-43-5-3)	0	0	0	0
Disorderly Conduct (35-45-1-3)	0	0	0	0
Dissemination of Material Harmful to Minor (35-49-3-3)	0	0	0	0
Driving with Suspended License (9-24-19-2)	0	0	0	0
Exploitation of Dependent/Endangered Adult (35-46-1-12)	0	0	0	0
Failure to Appear (35-44-3-6)	0	0	0	0
Failure to Disclose Recruitment (35-46-4-4)	0	0	0	0
Failure to Respond to Summons (35-44-3-6.5)	0	0	0	0
False Auto Registration (9-18-2-44)	0	0	0	0
False Identity Statement (35-44-2-6)	0	0	0	0
False Informing (35-44-2-2)	0	1	0	1
Flag Desecration (35-45-1-4)	0	0	0	0
Glue Sniffing (35-46-6-2)	0	0	0	0
Habitual Disobedience of Parent, Guardian, or Custodian (Incorrigible) (31-37-2-4)	0	0	0	0
Harassment (35-45-2-2)	0	0	0	0
Home Improvement Fraud (35-43-6-12)	0	0	0	0
Illegal Consumption of Alcohol (7.1-5-7-7)	0	0	0	0
Illegal Possession of Alcohol (7.1-5-7-7)	0	0	0	0
Impairment of ID Number (35-43-7-4)	0	0	0	0
Interference with Custody (35-42-3-4)	0	0	0	0
Interfering with Law Enforcement Animal (35-46-3-11)	0	0	0	0
Invasion of Privacy (35-46-1-15.1)	0	0	0	0
Leaving Home w/o Permission of Parent, Guardian or Custodian (Runaway) (31-37-2-2)	0	0	0	0
Nitrous Oxide Distribution (35-46-6-3)	0	0	0	0
Obscene Performance (35-49-3-1)	0	0	0	0
Obstructing Medical Emergency (35-44-3-8.5)	0	0	0	0
Obstructing Traffic (35-42-2-4)	0	0	0	0
Operating Vehicle While Intoxicated (9-30-5-2)	0	0	0	0
Operating Vehicle While Intoxicated/Cntrld Sub (9-30-5-1)	0	0	0	0
Operating Vehicle w/o License (9-24-18-1)	0	0	0	0
Operating Vehicle w/o Proof of Financial (9-25-8-2)	0	0	0	0
Operating Vehicle w/o Registration/Plates (9-18-2-43)	0	0	0	0
Possession of Marijuana, Hash Oil, or Hashish (35-48-4-11)	0	1	0	1
Possession of Paraphernalia (35-48-4-8.3)	0	0	0	0
Possession of Substance Represented to be a Controlled Substance (35-48-4-4.6)	0	0	0	0
Possession, Purchase, Accepting Tobacco (35-46-1-10.5)	0	0	0	0
Probation Violation	0	0	0	0
Public Intoxication (7.1-5-1-3)	0	0	0	0
Receiving Unidentified Property (35-43-7-5)	0	0	0	0
Reckless Driving (9-21-8-52)	0	0	0	0
Refusal to Aid Officer (35-44-3-7)	0	0	0	0

LEVEL IV (cont'd)	NUMBER OF JUVENILES				
	This Month		This Calendar Year		
	Female	Male	Female	Male	
Refusal to Identify Self (34-28-5-3.5)	0	0	0	0	
Selling, Distributing, Exhibiting Obscene Material (35-49-3-1)	0	0	0	0	
Synthetic Drug	0	0	0	0	
Torture, Kill, Mutilate an Animal (35-46-3-12)	0	0	0	0	
Unauthorized Possession of Prescription (35-48-4-14)	0	0	0	0	
Unlawful Entry of Motor Vehicle (35-43-4-2.7)	0	0	0	0	
Unlawful Gambling (35-45-5-2)	0	0	0	0	
Unlawful Use of Railroad Right of Way (8-3-15-3)	0	0	0	0	
Vending Machine Vandalism (35-43-4-7)	0	0	0	0	
Violation Home Detention	0	0	0	0	
Violation Suspended Commitment to DOC	0	0	0	0	
Violation of Compulsory School Attendance Law (Truancy) (31-37-2-3)	0	0	0	0	
Voyeurism (35-45-4-5)	0	0	0	0	
Welfare Fraud (35-45-5-7)	0	0	0	0	
	Sub-Total	0	2	0	2
GRAND TOTAL NUMBER OF JUVENILES		1	28	5	50

Indiana Department of Correction
Table 18
Juvenile Female New Commitments

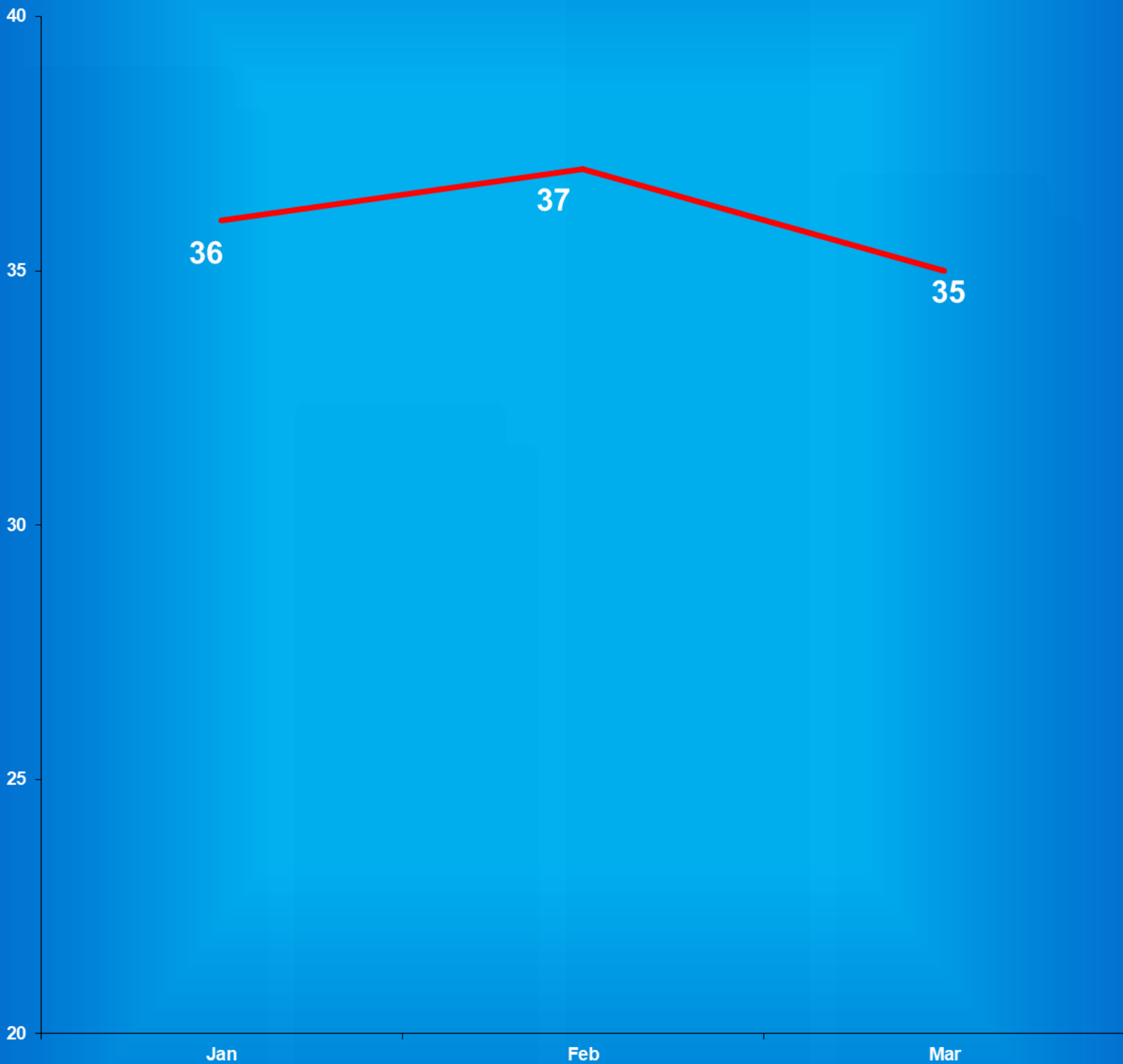
<u>Month</u>	<u>2016</u>	<u>2017</u>	<u>2018</u>	<u>2019</u>	<u>2020</u>	<u>2021</u>
January	6	2	3	10	3	4
February	10	5	8	4	5	0
March	11	6	4	7	3	1
April	9	2	7	3	5	
May	4	6	8	8	5	
June	11	7	2	3	4	
July	4	8	12	9	3	
August	4	5	4	2	1	
September	7	8	8	4	4	
October	5	6	5	6	2	
November	6	7	8	2	5	
December	<u>5</u>	<u>12</u>	<u>8</u>	<u>5</u>		3
TOTALS	82	74	77	63	43	

Source: SAS - mnthadm4.pgm

Indiana Department of Correction

Graph G

Average Daily Juvenile Female Offender Populations Calendar Year 2021



Indiana Department of Correction
Table 19
Juvenile Male New Commitments

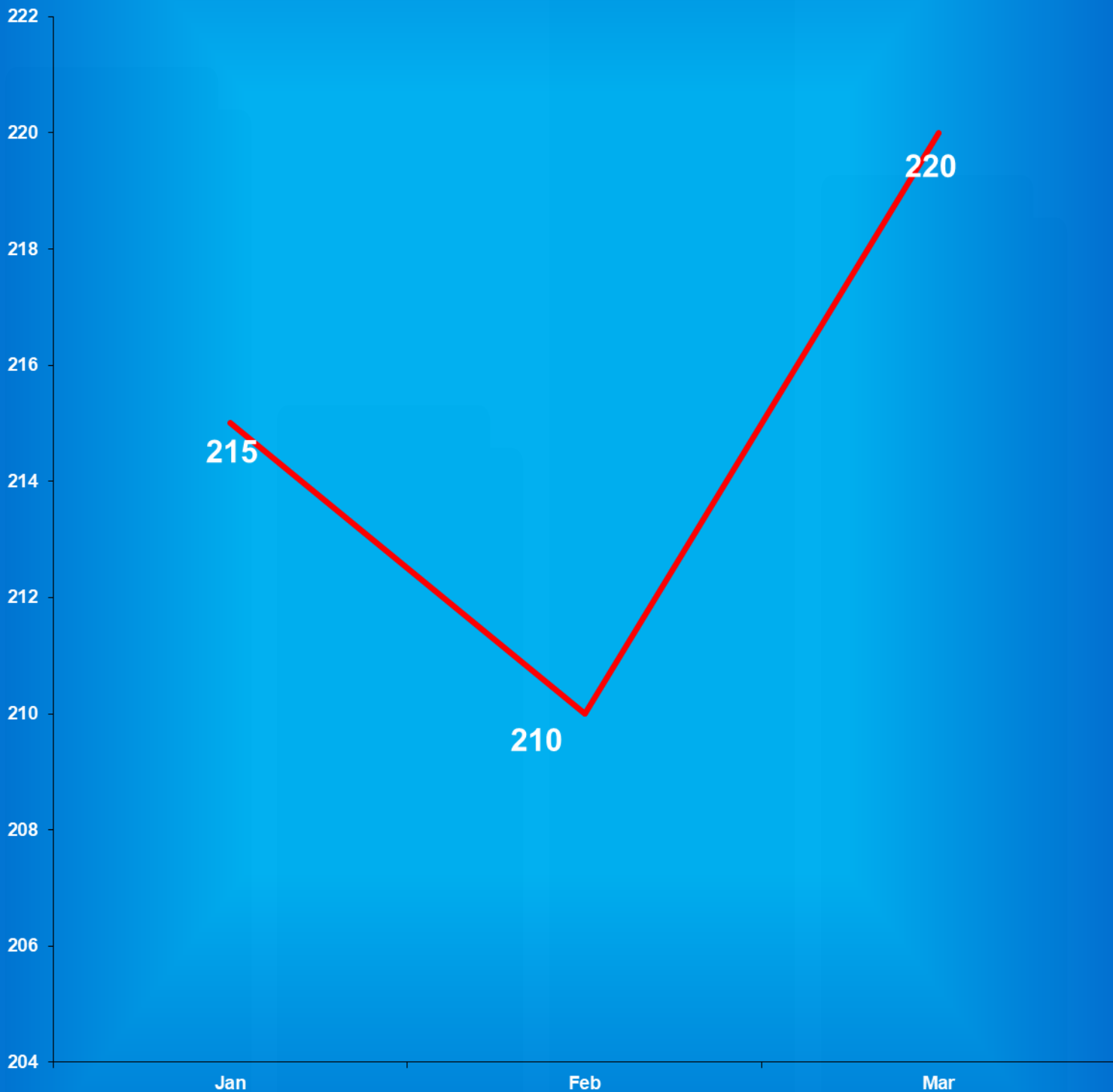
<u>Month</u>	<u>2016</u>	<u>2017</u>	<u>2018</u>	<u>2019</u>	<u>2020</u>	<u>2021</u>
January	39	26	46	36	28	6
February	40	26	38	36	21	16
March	69	36	33	17	32	28
April	33	45	27	24	17	
May	44	35	42	30	11	
June	40	48	29	27	14	
July	29	40	29	47	17	
August	38	48	28	37	15	
September	36	43	41	23	20	
October	24	39	24	34	17	
November	28	48	34	26	19	
December	<u>30</u>	<u>34</u>	<u>52</u>	<u>23</u>	20	
TOTALS	463	450	468	360	231	

Source: SAS - mnthadm4.pgm

Indiana Department of Correction

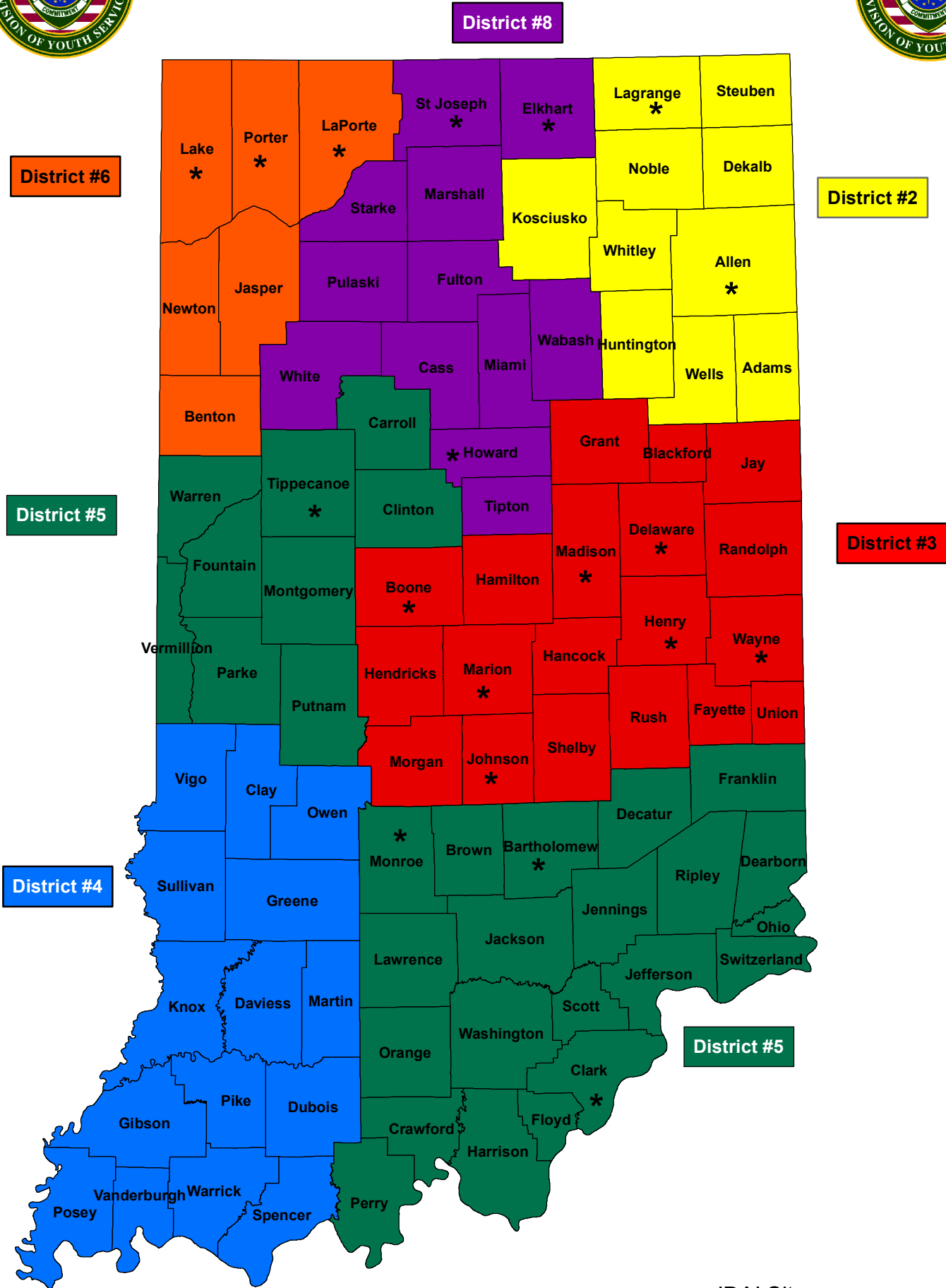
Graph H

Average Daily Juvenile Male Offender Populations Calendar Year 2021





Juvenile Reintegration Districts



*JDAI Site

Indiana Department of Correction
Table 20
Juvenile Parole Caseload on April 01, 2021

<u>Juvenile Reintegration Districts</u>	Indiana Parolees		Other Jurisdiction		<u>Total</u>
	<u>Juvenile Male</u>	<u>Juvenile Female</u>	<u>Juvenile Male</u>	<u>Juvenile Female</u>	
<i>Interstate Compact (RD0)*</i>	1	0	0	0	<i>1</i>
	<u>District Supervision Breakdown as follows:</u>				
Juv Reintegration District 2	13	1	1	0	<i>15</i>
Juv Reintegration District 3	3	0	6	0	<i>9</i>
Juv Reintegration District 4	4	1	1	0	<i>6</i>
Juv Reintegration District 5	0	0	0	0	<i>0</i>
Juv Reintegration District 6	2	0	0	0	<i>2</i>
Juv Reintegration District 8	7	1	1	0	<i>9</i>
Total	30	3	9	0	42

Total Juvenile Parole Population on the First Day of Each Month

<u>Calendar Year 2021</u>	Indiana Parolees		Other Jurisdiction		<u>Total</u>
	<u>Juvenile Male</u>	<u>Juvenile Female</u>	<u>Juvenile Male</u>	<u>Juvenile Female</u>	
January	24	0	11	0	35
February	21	2	9	0	32
March	24	2	7	0	33
April	30	3	9	0	42

** Includes Indiana parolees who are serving their parole in another state, as well as offenders from other States being supervised in Indiana (Interstate Compact)*

Sources:
Parole Division
SAS - juvparl2.pgm

**Indiana Department of Correction
Indiana Government Center South, Room E334
302 W. Washington Street
Indianapolis, IN 46204**

**Prepared by:
Grant Beanblossom, Data Analyst
(317) 233-4765
gbeanblossom@idoc.IN.gov**

This report and previous reports may be found at:

<http://www.in.gov/idoc/2376.htm>



CHANGING LIVES

The graphic features the words "CHANGING" and "LIVES" in a large, bold, blue sans-serif font. The letter "I" in "CHANGING" is replaced by a solid blue silhouette of the state of Indiana. Below the word "CHANGING" is the official seal of the Indiana Department of Correction. The seal is circular with a gold border and contains the text "INDIANA" at the top, "DEPARTMENT OF CORRECTION" at the bottom, and "EMPLOYEES EFFICIENCY EFFECTIVENESS" in the center. The background of the seal features a stylized American flag with stars and stripes.

The Indiana Department of Correction advances public safety and successful re-entry through dynamic supervision, programming, and partnerships.