


Indiana Department of Correction

Division of Data Science and Analytics



Offender Population Statistical Report

- OCTOBER 2021 -

Rob Carter, Commissioner

**Indiana Department of Correction
Indiana Government Center South, Room E334
302 W. Washington Street
Indianapolis, IN 46204**

**Prepared by:
Scott Haskett, Data Analyst
(317) 233-3432
CHaskett2@idoc.in.gov**

This report and previous reports may be found at:

<http://www.in.gov/idoc/2376.htm>



Definitions

For this report, the following definitions apply:

Admission – The means by which an offender enters the custody or jurisdiction of the Indiana Department of Correction. For this report, except for the return of an escapee, this does not include a return from a temporary absence.

Average Daily Population – The sum of the daily beginning counts for a month, divided by that month's number of daily beginning counts.

Beginning Count – The number of offenders physically present at the beginning of the day (ie, 0000:01 hours).

Class A Felony – An offense whereby a person convicted of this felony shall be imprisoned for a fixed term of thirty years, with not more than twenty years added for aggravating circumstances, or not more than ten years subtracted for mitigating circumstances.

Class B Felony – An offense whereby a person convicted of this felony shall be imprisoned for a fixed term of ten years, with not more than ten years added for aggravating circumstances, or not more than four years subtracted for mitigating circumstances.

Class C Felony – An offense whereby a person convicted of this felony shall be imprisoned for a fixed term of four years, with not more than four years added for aggravating circumstances, or not more than two years subtracted for mitigating circumstances.

Class D Felony – An offense whereby a person convicted of this felony shall be imprisoned for a fixed term of one and one-half years, with not more than one and one-half years added for aggravating circumstances, or not more than one year subtracted for mitigating circumstances.

Class 1 Felony – An offense whereby a person convicted of this felony shall be imprisoned with a sentence range of 20-40 years, with not more than twenty years added as a habitual offender enhancement.

Class 2 Felony – An offense whereby a person convicted of this felony shall be imprisoned with a sentence range of 10-30 years, with not more than twenty years added as a habitual offender enhancement.

Class 3 Felony – An offense whereby a person convicted of this felony shall be imprisoned with a sentence range of 3-16 years, with not more than twenty years added as a habitual offender enhancement.

Class 4 Felony – An offense whereby a person convicted of this felony shall be imprisoned with a sentence range of 2-12 years, with not more than twenty years added as a habitual offender enhancement.

Class 5 Felony – An offense whereby a person convicted of this felony shall be imprisoned with a sentence range of 1-6 years, with not more than six years added as a habitual offender enhancement.

Class 6 Felony – An offense whereby a person convicted of this felony shall be imprisoned with a sentence range of 0.5-2.5 years, with not more than six years added as a habitual offender enhancement.

Contracted Beds - Those offenders who have been committed to the Indiana Department of Correction but are housed in a local work release facility under contract of a 3rd party provider.

County Jail "Back-ups" (Jail Bed Count) – Those offenders who have been committed to the Indiana Department of Correction but are housed in a county jail until they can be transferred to a Department of Correction intake facility. The county receives \$35.00 per day, per offender, to house these offenders.

Ending Count – The number of offenders physically present at the end of the day (i.e., 2400:00 hours).

Felon – A person convicted in any jurisdiction who might have been imprisoned for more than one year.

Murder - An offense whereby a person convicted of this felony shall be imprisoned for a fixed term of fifty-five years, with not more than ten years added for aggravating circumstances, or not more than ten years subtracted for mitigating circumstances.

Definitions Continued

Operational Capacity – The total bed capacity of the facility. The capacity of a facility is the number of beds authorized for safe and efficient operation of the facility.

Pre-Dispositional – An individual ordered by the Court to the Indiana Department of Correction for evaluation prior to sentencing.

Release – The means by which an offender leaves the custody or jurisdiction of the Indiana Department of Correction. For this report, except for an escape, this does not include a temporary absence.

Safekeeper – An individual whom the Court has determined to be in imminent danger of serious bodily injury or death, or who represents a substantial threat to the safety of others, and whom the Court has ordered to the Indiana Department of Correction for custody and security control.

Maximum Level Facilities – Maximum security facilities have very restrictive security measures and housing is celled space.

Medium Level Facilities – Medium security facilities have moderate degree of security measures and housing consists of dormitories and celled space.

Minimum Level Facilities – Minimum Security Facilities have the least restrictive security measures and housing is dormitory style. Also included as minimum security are work release program offenders who leave the facility for outside employment but return nightly.

Intake Facilities – Intake facilities are designated to receive newly committed adult offenders. During the intake process each offender is evaluated through interviews, reports and diagnostic tests. This evaluation forms the basis of the offenders' facility and program assignment.

Secure Housing Units – Denotes maximum control with the most restrictive security measures in place.

Vacancy – The number of beds available for assignment.

Juvenile Diagnostic/Walkthrough – A Juvenile court can order a youth to the Department of Correction to be temporarily committed for not more than 14 days (excluding Saturdays, Sundays, and Legal holidays) for the purpose of an evaluation. The youth must be adjudicated delinquent, and the order must be prior to disposition. The department will send a report to the court of the written findings.

Indiana Department of Correction Population Summary

- There were 21,774 adult male offenders (including 634 county jail “back-ups” and 44 in contracted beds) on November 01, 2021. This population is 8% below operational bed capacity for general population.
- There were 2,148 adult female offenders (including 59 county jail “back-ups” and 39 in contracted beds) on November 01, 2021. This population is 20% below the operational bed capacity.
- There were 234 juvenile male offenders in the Department’s facilities on November 01, 2021. This population is 57% below the operational bed capacity.
- There were 38 juvenile female offenders in the Department’s facilities on November 01, 2021. This population is 37% below the operational bed capacity.
- There were 5,452 adult males on parole in Indiana (4,919 Indiana parolees and 533 other jurisdiction parolees) on November 01, 2021.
- There were 570 adult females on parole in Indiana (507 Indiana parolees and 63 other jurisdiction parolees) on November 01, 2021.
- There were 622 adults admitted to IDOC (545 males and 77 females) and 702 adults released from IDOC (588 males and 114 females) in October 2021.
- There were 12 juveniles admitted to IDOC (10 males and 2 females) and 24 juveniles released from IDOC (22 males and 2 female) in October 2021.

**Indiana Department of Correction
Human Resource Report**

October 30, 2021

ADULT FACILITIES

Facility	Total Staff*	Custody Staff	Non-Custody	Vacancies	Hires - Rehires	Retired - Terminated	Inter-Agency		Contract/Vendor		
							In	Out	Aramark	Health	Education
Branchville Correctional Facility	246	172	74	28	8	10	1	0	7	27	3
Chain O'Lakes Correctional Facility	28	20	8	5	0	0	0	0	4	3	0
Correctional Industrial Facility	258	191	67	110	0	9	0	0	14	22	2
Edinburgh Correctional Facility	68	54	14	4	0	2	0	0	5	5	1
Indiana State Prison/Lakeside	413	325	88	159	19	19	0	0	12	39	2
Indiana Women's Prison	174	122	52	19	0	5	2	2	8	23	3
Madison Correctional Facility	177	124	53	38	0	9	0	0	10	24	2
Miami Correctional Facility	375	271	104	210	14	17	0	0	16	42	6
New Castle Correctional Facility**	238	170	68	182	0	0	0	0	23	57	7
Pendleton Correctional Facility	358	233	125	167	1	10	2	1	17	41	2
Plainfield Correctional Facility	316	231	85	78	5	15	1	1	23	33	3
Putnamville Correctional Facility	387	276	111	137	4	18	1	0	18	35	6
Reception-Diagnostic Center	212	167	45	35	3	1	0	0	0	33	0
Rockville Correctional Facility	230	166	64	36	0	4	0	0	13	39	3
South Bend Comm. Re-Entry Center	37	24	13	5	1	1	0	0	4	2	0
Heritage Trail DOC Staff	21	0	21	4	0	0	0	0	0	11	1
Heritage Trail GEO Staff**	51	28	23	29	0	0	0	0	0	11	0
Wabash Valley Correctional Facility	578	455	123	69	6	8	0	0	24	55	3
Westville Correctional Facility	627	479	148	144	20	8	0	0	24	57	6
Total	4,794	3,508	1,286	1,459	81	136	7	4	222	559	50

JUVENILE FACILITIES

Facility	Total Staff*	Custody Staff	Non-Custody	Vacancies	Hires - Rehires	Retired - Terminated	Inter-Agency		Contract/Vendor		
							In	Out	Aramark	Health	Education
Camp Summit	57	42	15	7	4	2	1	1	4	6	7
Logansport Intake/North Central	155	102	53	32	0	3	0	0	8	12	12
Pendleton Juvenile Correctional	225	153	72	69	1	8	0	0	7	16	22
Total	437	297	140	108	5	13	1	1	19	34	41

ADMINISTRATIVE

Central Office***	Total	559	187	372	77	1	4	1	1	0	35	2
-------------------	--------------	------------	------------	------------	-----------	----------	----------	----------	----------	----------	-----------	----------

TOTALS

STATE EMPLOYEE TOTAL	5,501	3,794	1,707	1,433	87	153	9	6	0	0	0
CONTRACT EMPLOYEE TOTAL	1,250	198	1,052	211	0	0	0	0	241	628	93
GRAND TOTAL	6,751	3,992	2,759	1,644	87	153	9	6	241	628	93

* Total Active Staff does not include those on disability, suspension, or leave with pay.

** New Castle Correctional Facility and Heritage Trail are privately contracted institutions. Their hire/rehire and termination/reire data is not provided to DOC.

*** Includes Technology Services Division, PEN Products, Staff Development and Training, and the Parole Division (counted as Custody Staff)

Note: Total staff, custody staff, non-custody staff, and vacancy data are as of the end of the month.

Hires and re-hires, retirements and terminations, intra-agency transfer in and transfer out are the total number of actions for the month.

Source: DOC Human Resource



Offender Statistics



Indiana Department of Correction
Table 1
Offender Population & Vacancy Numbers, by Facility Security Level
November 1, 2021

Minimum Security - Adult MALE

	October Ending Count	General Population Vacancies	Programs & Treatment Vacancies	Restricted Housing & Infirmery Vacancies	Down Beds	Held Beds
Chain O'Lakes	90	12	0	0	0	0
Edinburgh	254	87	0	0	0	3
Miami - MCA	108	96	0	0	0	0
New Castle - NCA	160	44	0	0	0	0
Pendleton - IRO	115	105	0	0	0	0
Westville - WCA	348	23	5	0	2	1
Wabash Valley - WVA	136	62	0	0	0	0
Total	1,211	429	5	0	2	4

Re-Entry & Work Release - Adult MALE

Bartholomew Co. Re-Entry	2	18	0	0	0	0
Chain O'Lakes Re-Entry	34	4	0	0	0	0
Lake Co. Re-Entry/M	2	8	0	0	0	0
South Bend Re-Entry	162	37	0	0	0	2
VOA/Hope Hall Re-Entry	23	17	0	0	0	0
Starke Co. PI - TC	17	0	31	0	0	0
Total	240	84	31	0	0	2

Medium Security - Adult MALE

	October Ending Count	General Population Vacancies	Programs & Treatment Vacancies	Restricted Housing & Infirmery Vacancies	Down Beds	Held Beds
Branchville	1,114	242	173	3	0	1
Correctional Industrial	1,231	205	29	6	20	4
Indiana State Prison ISO	204	179	0	0	0	2
Plainfield	1,389	96	11	5	93	3
Putnamville	1,870	234	63	27	324	1
Heritage Trail	804	83	0	0	28	1
Westville	2,585	74	55	46	140	13
New Castle	2,289	23	77	24	9	9
Total	11,486	1,136	408	111	614	34

Table 1 (Cont.)

Maximum Security - Adult MALE						
	October	General	Programs &	Restricted		
	Ending	Population	Treatment	Infirmary	Down	Held
	Count	Vacancies	Vacancies	Vacancies	Beds	Beds
Miami	1,674	125	3	3	1,177	2
Indiana State Prison	1,885	73	22	14	56	27
Pendleton	1,320	10	2	33	91	18
Pendleton Treatment Unit	175	0	77	0	6	2
ISR Secure Housing Unit	63	0	0	4	2	0
New Castle Annex	426	26	0	23	10	1
New Castle Mental Health	109	0	17	0	1	1
WCU Secure Housing Unit	131	0	0	6	1	0
Wabash Valley	1,686	36	40	25	3	12
WVS Secure Housing Unit	194	0	0	4	17	1
Reception Diag. Center	540	125	0	0	30	0
Total	8,203	395	161	112	1,394	64

Minimum Security & Re-Entry - Adult FEMALE						
	October	General	Programs &	Restricted		
	Ending	Population	Treatment	Infirmary	Down	Held
	Count	Vacancies	Vacancies	Vacancies	Beds	Beds
Madison	470	378	0	0	0	0
Jefferson Co. Re-Entry	43	39	0	0	0	0
Crane House	39	6	0	0	0	0
Total	552	423	0	0	0	0

Medium Security - Adult FEMALE						
Rockville	933	14	96	8	155	0
Total	933	14	96	8	155	0

Maximum Security - Adult FEMALE						
Women's Prison	505	111	104	1	0	6
Rockville Intake	99	113	0	0	0	0
Total	604	224	104	1	0	6

JAIL BED COUNT						
Adult Male	634	N/A	N/A	N/A	N/A	N/A
Adult Female	59	N/A	N/A	N/A	N/A	N/A
Total	693					

Table 1 (Cont.)

JUVENILE OFFENDERS

Juvenile Male

	October Ending Count	General Population Vacancies	Programs & Treatment Vacancies	Restricted Housing & Infirmery Vacancies	Down Beds	Held Beds
North Central Juvenile Correctional Facility	117	57	0	0	0	0
Pendleton Juvenile Correctional Facility	117	254	0	16	0	4
Total	234	311	0	16	0	4

Juvenile Female

LaPorte Juvenile Correctional Facility	38	22	0	2	0	0
--	----	----	---	---	---	---

TOTALS

	October Ending Count	General Population Vacancies	Programs & Treatment Vacancies	Restricted Housing & Infirmery Vacancies	Down Beds	Held Beds
GRAND TOTAL FOR ALL ADULT MALES (Includes Jail Bed Count and Contracted Beds)	21,774	2,044	605	223	2,010	104
TOTAL FOR ADULT MALES IDOC FACILITIES ONLY	21,096	2,001	574	223	2,010	104
GRAND TOTAL FOR ALL ADULT FEMALES (Includes Jail Bed Count and Contracted Beds)	2,148	661	200	9	155	6
TOTAL FOR ADULT FEMALES IDOC FACILITIES ONLY	2,050	616	200	9	155	6
TOTAL FOR JUVENILE MALES	234	311	0	16	0	4
TOTAL FOR JUVENILE FEMALES	38	22	0	2	0	0
GRAND TOTAL FOR THE DEPARTMENT (Includes Jail Bed Count and Contracted Beds)	24,194	3,038	805	250	2,165	114
GRAND TOTAL FOR THE DEPARTMENT (Excludes Jail Bed Count and Contracted Beds)	23,418	2,950	774	250	2,165	114

Sources: Planning Division Facility Body Count Report
 Planning Division Juvenile Daily Count Report
 OIS - Jail Bed Count
 Operational Support Services - Vacancy Report

Indiana Department of Correction
Table 2
Operational Capacity Compared to Population, by Facility
November 1, 2021

Minimum Security - Adult MALE

	September Operational Capacity	October Operational Capacity	October Adjusted Operational Capacity*	October Ending Count	Percent +/- Capacity
Chain O'Lakes	102	102	102	90	-12%
Edinburgh	344	344	341	254	-26%
Miami - MCA	204	204	204	108	-47%
New Castle - NCA	204	204	204	160	-22%
Pendleton - IRO	220	220	220	115	-48%
Westville - WCA	379	379	371	348	-6%
Wabash Valley - WVA	<u>198</u>	<u>198</u>	<u>198</u>	136	<u>-31%</u>
Total	1,651	1,651	1,640	1,211	-26%

Re-Entry & Work Release - Adult MALE

Bartholomew Co. Re-Entry	20	20	40	2	-95%
Chain O'Lakes Re-Entry	38	38	38	34	-11%
Lake Co. Re-Entry/M	10	10	10	2	-80%
South Bend Re-Entry	201	201	199	162	-19%
VOA/Hope Hall Re-Entry	40	40	40	23	-43%
Starke Co. PI - TC	<u>48</u>	<u>48</u>	17	17	0
Total	357	357	344	240	-30%

Medium Security - Adult MALE

Branchville	1,533	1,533	1,356	1,114	-18%
Correctional Industrial	1,495	1,495	1,436	1,231	-14%
Indiana State Prison ISO	385	385	383	204	-47%
Plainfield	1,597	1,597	1,485	1,389	-6%
Putnamville	2,519	2,519	2,104	1,870	-11%
Heritage Trail	916	916	887	804	-9%
Westville	2,913	2,913	2,659	2,585	-3%
New Castle	2,431	2,431	2,312	2,289	-1%
Total	13,789	13,789	12,622	11,486	-9%

Table 2 (Cont.)

Maximum Security - Adult MALE					
--------------------------------------	--	--	--	--	--

	September Operational Capacity	October Operational Capacity	October Adjusted Operational Capacity*	October Ending Count	Percent +/- Capacity
Miami	2,984	2,984	1,726	1,674	-3%
Indiana State Prison	2,077	2,077	1,945	1,885	-3%
Pendleton	1,474	1,474	1,330	1,320	-1%
Pendleton Treatment Unit	260	260	175	175	0%
ISR Secure Housing Unit	69	69	63	63	0%
New Castle Annex	486	486	452	426	-6%
New Castle Mental Health	128	128	109	109	0%
WCU Secure Housing Unit	138	138	131	131	0%
Wabash Valley	1,801	1,802	1,722	1,686	-2%
WVS Secure Housing Unit	216	216	194	194	0%
Reception Diag. Center	695	695	540	540	0%
Total	10,328	10,329	8,387	8,203	-2%

Minimum Security & Re-Entry - Adult FEMALE					
---	--	--	--	--	--

Madison	848	848	848	470	-45%
Jefferson Co. Re-Entry	82	82	82	43	-48%
Crane House	45	45	45	39	-13%
Total	975	975	975	552	-43%

Medium Security - Adult FEMALE					
---------------------------------------	--	--	--	--	--

Rockville	<u>1,206</u>	<u>1,206</u>	<u>947</u>	<u>933</u>	-1%
Total	1,206	1,206	947	933	-1%

Maximum Security - Adult FEMALE					
--	--	--	--	--	--

Women's Prison	727	727	595	505	-15%
Rockville Intake	<u>212</u>	<u>212</u>	<u>99</u>	99	0%
Total	939	939	694	604	-13%

JAIL BED COUNT**					
-------------------------	--	--	--	--	--

Adult Male	529	634	634	634	0%
Adult Female	48	<u>59</u>	<u>59</u>	<u>59</u>	0%
Total	577	693	693	693	0%

JUVENILE OFFENDERS					
---------------------------	--	--	--	--	--

	Juvenile Male				
North Central Juvenile Correctional Facility	174	174	174	117	-33%
Pendleton Juvenile Correctional Facility	<u>391</u>	<u>391</u>	<u>371</u>	<u>117</u>	-68%
Total	565	565	545	234	-57%

Table 2 (Cont.)

Juvenile Female

	September Operational Capacity	October Operational Capacity	October Adjusted Operational Capacity*	October Ending Count	Percent +/- Capacity
LaPorte Juvenile Correctional Facility	62	62	60	38	-37%

TOTALS					
	September Operational Capacity	October Operational Capacity	October Adjusted Operational Capacity*	October Ending Count	Percent +/- Capacity
GRAND TOTAL FOR ALL ADULT MALES (Includes Jail Bed Count and Contracted Beds)	26,654	26,760	23,627	21,774	-8%
TOTAL FOR ADULT MALES IDOC FACILITIES ONLY	26,007	26,008	22,886	21,096	-8%
GRAND TOTAL FOR ALL ADULT FEMALES (Includes Jail Bed Count and Contracted Beds)	3,168	3,179	2,675	2,148	-20%
TOTAL FOR ADULT FEMALES IDOC FACILITIES ONLY	3,075	3,075	2,571	2,050	-20%
TOTAL FOR JUVENILE MALES	565	565	545	234	-57%
TOTAL FOR JUVENILE FEMALES	62	62	60	38	-37%
GRAND TOTAL FOR THE DEPARTMENT (Includes Jail Bed Count** and Contracted Beds)	30,449	30,566	26,907	24,194	-10%
GRAND TOTAL FOR THE DEPARTMENT (Excludes Jail Bed Count and Contracted Beds)	29,709	29,710	26,062	23,418	-10%

*Adjusted Operational Capacity includes Intake Beds and excludes Down, Held, and Segregation/Infirmary, and Program/Treatment Hold Beds.

**Jail Bed Counts - IDOC offender Jail Bed holding is demand-based, therefore Jail Bed Percent Capacity is always 0%. Jail Bed Operational Capacity is determined by each county's availability and fluctuates from month to month.

Sources: Planning Division Facility Body Count Report
 Planning Division Juvenile Daily Count Report
 OIS - Jail Bed Count
 Operational Support Services - Vacancy Report

Indiana Department of Correction
Table 3
Facility Population on the First Day of Each Month
(Excludes County Jail "Back-ups" & Contracted Beds)

<u>2020</u>	<u>Adult Male</u>	<u>Adult Female</u>	<u>Juvenile Male</u>	<u>Juvenile Female</u>	<u>Total</u>
January	24,294	2,569	325	25	27,213
February	24,238	2,544	342	21	27,145
March	24,253	2,540	349	23	27,165
April	24,294	2,553	350	24	27,221
May	23,844	2,502	348	27	26,721
June	23,328	2,472	347	29	26,176
July	22,895	2,412	309	26	25,642
August	22,560	2,341	294	28	25,223
September	22,174	2,282	272	26	24,754
October	22,009	2,231	266	28	24,534
November	21,809	2,264	231	32	24,336
December	21,685	2,221	230	36	24,172
<u>2021</u>	<u>Adult Male</u>	<u>Adult Female</u>	<u>Juvenile Male</u>	<u>Juvenile Female</u>	<u>Total</u>
January	21,465	2,161	223	36	23,885
February	21,448	2,197	207	37	23,889
March	21,442	2,176	208	36	23,862
April	21,472	2,179	223	34	23,908
May	21,310	2,127	222	30	23,689
June	21,278	2,123	230	32	23,663
July	21,234	2,120	228	33	23,615
August	21,234	2,094	235	32	23,595
September	21,166	2,105	226	36	23,533
October	21,159	2,079	243	38	23,519
November	21,096	2,050	234	38	23,418

Source: Research Division Juvenile Daily Count Report

Indiana Department of Correction
Table 4
Parole Caseload on November 5th, 2021

<u>Parole District</u>	Indiana Parolees		Other Jurisdiction		<u>Total</u>
	<u>Adult Male</u>	<u>Adult Female</u>	<u>Adult Male</u>	<u>Adult Female</u>	
<i>Interstate Compact (PD0)*</i>	268	15	533	63	879
			<u>District Supervision Breakdown as follows:</u>		
Re-Entry Parole (PD1)	298	37	34	2	371
Fort Wayne (PD2)	620	68	49	4	741
Indianapolis (PD3)	1007	77	101	12	1,197
Evansville (P4A)	450	42	41	6	539
Terre Haute (P4B)	392	42	31	7	472
Bloomington (PD5)	299	33	35	5	372
Gary (PD6)	358	22	94	7	481
New Castle (PD7)	598	100	43	10	751
South Bend (PD8)	631	51	61	6	749
Madison (PD9)	266	35	44	4	349
Total	5,187	522	533	63	6,305

Total Parole Population on the First Day of Each Month

<u>Calendar Year 2021</u>	Indiana Parolees		Other Jurisdiction		<u>Total</u>
	<u>Adult Male</u>	<u>Adult Female</u>	<u>Adult Male</u>	<u>Adult Female</u>	
January	5,531	617	491	63	6,702
February	5,542	603	500	65	6,710
March	5,475	593	502	63	6,633
April	5,422	583	514	65	6,584
May	5,377	580	532	68	6,557
June	5,329	567	562	63	6,521
July	5,264	550	580	66	6,460
August	5,271	540	580	68	6,459
September	5,259	535	579	67	6,440
October	5,187	522	533	63	6,305

* Includes Indiana parolees who are serving their parole in another state, as well as offenders from other States being supervised in Indiana (Interstate Compact)

Sources: Juvenile Services
Parole Division



Adult Offender Statistics



Indiana Department of Correction
Table 5
Monthly Admissions and Releases- Adult Offenders
(Includes County Jail "Back-ups" & Contracted Beds)
October 2021

Admissions	Male	Female	Total
New Commitments	307	41	348
Parole Violators - New Commits	13	1	14
Parole Violators - Technical	44	6	50
Unsentenced (Safekeepers)	4	0	4
Return from Esc - Sec/NonSec Facility	0	0	0
Return from Escape - Non-Secure Facility	0	0	0
Return from Escape - CTP Absconds	0	0	0
Court Supervision Violators - New Commits	70	7	77
Court Supervision Violators - Technical	102	22	124
Return from CTP - New Commits	0	0	0
Return from CTP - Technical	5	0	5
Unknown (Missing Data)	0	0	0
Total Admissions	545	77	622

Releases	Male	Female	Total
Parole	234	45	279
Probation	204	44	248
Escape Secure Facility	0	0	0
Walk-Away - Non-Secure Facility	0	2	2
Discharged	81	14	95
Unsentenced Discharged	2	0	2
Other (i.e. Death)	14	0	14
Community Transition Program (CTP)	53	9	62
CTP Absconds	0	0	0
Unknown (Missing Data)	0	0	0
Total Releases	588	114	702

Of the 307 new commitments of male felons, 165 (53.7%) had a prior commitment.

Of the 41 new commitments of female felons, 8 (19.5%) had a prior commitment.

Effective July 1, 1998, misdemeanants are to be committed to DOC only under special circumstances (IC 11-12-6)

Sources: SAS-prsadm8.pgm, SAS - prisrel8.pgm

**Indiana Department of Correction
Table 6
New Admissions by County of Commitment - Adult Offenders**

County	Felony Level											Total	County	Felony Level											Total		
	Murder	FA	FB	FC	FD	F1	F2	F3	F4	F5	F6			Other*	Murder	FA	FB	FC	FD	F1	F2	F3	F4	F5		F6	Other*
Adams	0	0	0	0	0	1	0	2	0	1	1	0	5	Madison	0	0	0	0	0	3	1	2	4	16	15	0	41
Allen	3	1	1	0	0	0	0	7	8	30	11	0	61	Marion	4	2	0	0	0	1	11	21	31	42	2	0	114
Bartholomew	0	0	0	0	0	0	1	0	2	1	1	0	5	Marshall	0	0	0	0	0	0	5	1	0	4	0	0	10
Benton	0	0	0	0	0	0	0	0	0	0	0	0	0	Martin	0	0	0	0	0	0	0	0	0	0	0	0	0
Blackford	0	0	0	0	0	0	0	0	1	0	1	0	2	Miami	0	0	0	0	0	0	0	0	0	0	0	0	0
Boone	0	0	0	0	0	1	0	0	1	2	0	0	4	Monroe	0	0	1	1	0	0	3	1	3	1	0	0	10
Brown	0	0	0	0	0	0	0	1	0	0	0	0	1	Montgomery	0	0	0	0	0	0	0	0	4	1	0	0	5
Carroll	0	0	0	0	0	0	0	0	0	0	0	0	0	Morgan	0	0	0	0	0	0	0	0	2	1	0	3	
Cass	0	0	0	0	0	0	0	1	0	0	3	0	3	Newton	0	0	0	0	0	0	0	0	2	0	0	2	
Clark	0	0	0	0	0	0	0	0	1	0	0	0	1	Noble	0	0	0	0	0	0	1	1	1	4	0	0	7
Clay	0	0	0	0	0	0	0	0	0	2	0	0	2	Ohio	0	0	0	0	0	0	0	1	1	0	0	0	2
Clinton	0	0	0	0	0	0	0	0	0	1	0	0	1	Orange	0	0	0	0	0	0	0	0	0	1	0	0	1
Crawford	0	0	0	0	0	0	0	0	0	0	0	0	0	Owen	0	0	0	0	0	0	0	0	0	0	0	0	0
Daviess	0	0	0	0	0	0	0	0	0	0	0	0	0	Parke	0	0	0	0	0	0	0	0	1	0	0	0	1
Dearborn	0	0	2	0	0	0	1	0	0	3	1	0	7	Perry	0	0	0	0	0	0	0	0	0	0	0	0	0
Decatur	0	0	1	1	0	0	0	0	0	6	1	0	9	Pike	0	0	0	0	0	0	1	0	0	1	0	0	2
DeKalb	0	0	0	0	0	0	0	0	0	1	1	0	2	Porter	0	0	0	0	0	0	2	0	0	0	0	0	2
Delaware	0	0	0	0	0	0	1	0	2	3	0	0	6	Posey	0	0	0	0	0	0	1	0	0	1	0	0	2
Dubois	0	0	0	0	0	2	0	1	1	0	0	0	4	Pulaski	0	0	0	0	0	0	0	0	0	1	0	0	1
Elkhart	0	0	1	0	0	1	0	4	3	9	2	0	20	Putnam	1	0	0	0	0	0	0	1	0	0	0	0	2
Fayette	0	0	0	0	0	0	0	2	0	1	0	0	3	Randolph	0	0	0	0	0	0	0	0	0	1	0	0	1
Floyd	0	0	0	0	0	0	0	0	1	0	0	0	1	Ripley	0	0	0	0	0	0	1	0	0	1	3	0	5
Fountain	0	0	0	1	0	0	0	0	0	1	0	0	2	Rush	0	0	0	0	0	0	0	0	1	1	0	0	2
Franklin	0	0	1	0	0	0	0	0	0	0	1	0	2	St. Joseph	0	0	0	1	0	1	1	3	2	3	1	0	12
Fulton	0	0	0	0	0	0	0	0	1	0	0	0	1	Scott	0	0	1	0	0	0	1	0	1	0	1	0	4
Gibson	0	0	0	0	0	0	0	1	1	0	0	0	2	Shelby	0	0	0	0	0	0	1	0	2	2	0	0	5
Grant	0	0	0	0	0	0	0	0	0	0	0	0	0	Spencer	0	0	0	0	0	0	1	0	0	0	0	0	1
Greene	0	1	0	0	0	0	0	1	0	1	1	0	4	Starke	0	0	0	0	0	0	0	0	0	0	0	0	0
Hamilton	0	0	0	0	0	1	2	1	0	5	3	0	12	Steuben	0	0	0	0	0	0	0	0	0	0	0	0	0
Hancock	0	0	0	0	0	0	0	0	1	0	0	0	1	Sullivan	0	0	0	0	0	0	0	0	0	3	0	0	3
Harrison	0	0	0	0	0	0	0	0	0	0	0	0	0	Switzerland	0	0	0	0	0	0	0	2	0	0	0	0	2
Hendricks	0	0	0	0	0	0	0	0	2	3	0	0	5	Tippecanoe	0	0	0	0	0	1	0	1	2	6	5	0	15
Henry	0	0	0	0	0	1	2	1	2	2	0	0	8	Tipton	0	0	0	0	0	0	0	1	0	1	0	0	2
Howard	0	0	0	0	0	1	1	0	1	0	0	0	3	Union	0	0	0	0	0	0	0	0	0	0	0	0	0
Huntington	0	0	0	1	0	0	0	1	0	3	2	0	7	Vanderburgh	1	1	0	0	0	1	5	0	3	6	4	0	21
Jackson	0	0	0	0	0	0	0	1	1	1	0	0	3	Vermillion	0	0	0	0	0	0	0	0	0	0	0	0	0
Jasper	0	0	0	0	0	0	0	0	0	0	0	0	0	Vigo	1	0	0	0	0	0	1	2	2	1	0	0	7
Jay	0	0	0	0	0	0	2	2	7	1	0	0	12	Wabash	0	0	0	0	0	0	0	1	0	2	0	0	3
Jefferson	0	0	0	0	0	0	0	0	1	1	0	0	2	Warren	0	0	0	0	0	0	0	0	1	0	0	0	1
Jennings	0	0	0	0	0	0	0	0	0	0	0	0	0	Warrick	0	0	0	0	0	0	0	0	0	0	1	0	1
Johnson	0	1	0	0	0	0	0	0	3	2	3	0	9	Washington	0	0	0	0	0	0	0	0	1	3	1	0	5
Knox	0	0	1	0	0	0	0	0	0	0	0	0	1	Wayne	0	0	0	0	0	0	1	1	2	1	0	0	5
Kosciusko	0	0	0	0	0	0	2	1	1	0	0	0	4	Wells	0	0	0	0	0	0	0	0	0	2	1	0	3
LaGrange	0	0	0	0	0	0	0	0	0	0	0	0	0	White	0	0	0	0	0	0	0	0	2	0	0	0	2
Lake	4	0	0	0	0	1	0	1	1	1	2	0	10	Whitley	0	0	0	0	0	0	0	0	0	2	0	0	2
LaPorte	0	0	0	0	0	1	1	1	4	2	0	0	9	Unknown	0	0	0	0	0	0	0	0	0	0	0	0	0
Lawrence	0	0	0	0	0	0	1	0	1	5	0	0	7	Totals	14	6	9	5	0	13	42	75	101	206	78	0	549

Data based on Most Serious Offense and includes only New- and Recidivants.
 Parole violators are not included.
 **"Other" may include missing, habitual offense, contempt of court, or misdemeanor.
 ***"Unknown" represents offenders who were sentenced to DOC, but County of Commitment data was unavailable.
 Source: Prsadm7.pgm

Indiana Department of Correction

Table 7

Release Type by County of Commitment - Adult Offenders

October 2021

County	Release Type				Total	County	Release Type				Total
	Parole	Probation	Discharged	CTP			Parole	Probation	Discharged	CTP	
Adams	3	5	1	0	9	Madison	10	13	5	4	32
Allen	10	14	5	6	35	Marion	59	55	19	4	137
Bartholomew	6	1	0	2	9	Marshall	0	1	0	2	3
Benton	0	0	0	0	0	Martin	0	1	0	0	1
Blackford	0	1	1	0	2	Miami	0	1	0	1	2
Boone	1	1	0	0	2	Monroe	4	0	2	1	7
Brown	0	0	0	0	0	Montgomery	6	3	0	0	9
Carroll	0	0	0	0	0	Morgan	5	2	1	0	8
Cass	1	0	0	1	2	Newton	0	1	0	0	1
Clark	5	3	0	0	8	Noble	1	0	1	0	2
Clay	0	0	1	0	1	Ohio	0	1	0	0	1
Clinton	2	2	0	2	6	Orange	2	1	1	0	4
Crawford	0	0	0	0	0	Owen	1	1	1	0	3
Daviess	0	2	0	0	2	Parke	0	2	2	0	4
Dearborn	4	6	2	0	12	Perry	1	0	0	0	1
Decatur	3	2	1	0	6	Pike	1	1	0	0	2
DeKalb	0	2	1	1	4	Porter	1	3	0	1	5
Delaware	4	3	2	1	10	Posey	2	0	0	0	2
Dubois	0	0	0	0	0	Pulaski	0	0	0	0	0
Elkhart	13	11	4	0	28	Putnam	0	3	1	0	4
Fayette	3	4	4	1	12	Randolph	3	0	0	0	3
Floyd	2	2	1	0	5	Ripley	2	2	1	0	5
Fountain	0	2	0	0	2	Rush	0	1	1	1	3
Franklin	0	1	0	0	1	St. Joseph	8	1	2	3	14
Fulton	1	2	2	0	5	Scott	1	3	0	0	4
Gibson	0	1	1	0	2	Shelby	4	3	2	0	9
Grant	1	2	0	4	7	Spencer	0	0	0	0	0
Greene	1	1	0	0	2	Starke	0	1	0	2	3
Hamilton	3	3	2	0	8	Steuben	2	0	1	0	3
Hancock	3	3	2	0	8	Sullivan	0	1	0	0	1
Harrison	3	1	1	0	5	Switzerland	2	1	1	0	4
Hendricks	5	3	1	1	10	Tippecanoe	1	10	1	2	14
Henry	4	3	1	0	8	Tipton	0	0	0	0	0
Howard	4	7	0	2	13	Union	0	0	0	1	1
Huntington	5	3	2	0	10	Vanderburgh	21	6	2	4	33
Jackson	2	2	0	2	6	Vermillion	0	0	0	0	0
Jasper	0	1	0	0	1	Vigo	7	4	0	0	11
Jay	1	0	1	1	3	Wabash	1	2	2	1	6
Jefferson	3	2	2	0	7	Warren	1	0	0	0	1
Jennings	0	0	1	0	1	Warrick	1	3	0	0	4
Johnson	6	7	3	0	16	Washington	0	1	0	2	3
Knox	1	0	0	1	2	Wayne	8	2	1	0	11
Kosciusko	2	3	2	0	7	Wells	3	0	2	2	7
LaGrange	1	1	0	2	4	White	2	1	0	0	3
Lake	9	1	1	1	12	Whitley	0	3	0	1	4
LaPorte	3	6	1	0	10	Unknown	1	0	2	0	3
Lawrence	3	0	0	2	5	Totals	279	248	97	62	686

This data excludes Temporary Moves, Safekeepers, Predispositions, Escapes, Deaths, releases from CTP and releases from Out of State Parole.

*"Unknown" represents offenders who were sentenced to DOC, but County of Commitment data was unavailable.

Source: prisrel7.pgm

Indiana Department of Correction
Table 8
The Number of Department of Correction Offenders
Held in County Jails*
November 1, 2021

<u>County</u>	<u>Adult Male</u>	<u>Adult Female</u>	<u>County</u>	<u>Adult Male</u>	<u>Adult Female</u>	<u>County</u>	<u>Adult Male</u>	<u>Adult Female</u>
Adams	2	0	Hendricks	6	0	Pike	0	0
Allen	57	7	Henry**	4	1	Porter	0	1
Bartholomew	3	0	Howard	9	1	Posey	3	2
Benton	0	0	Huntington	11	1	Pulaski**	0	0
Blackford**	1	1	Jackson	7	1	Putnam**	0	0
Boone	2	1	Jasper	2	0	Randolph	0	0
Brown	1	0	Jay	10	1	Ripley	7	0
Carroll	2	0	Jefferson	6	0	Rush	4	1
Cass	5	0	Jennings	4	0	St. Joseph	27	2
Clark	13	1	Johnson	11	0	Scott	6	1
Clay	4	0	Knox**	7	0	Shelby	10	2
Clinton	8	2	Kosciusko	6	0	Spencer**	0	0
Crawford**	0	0	LaGrange	1	0	Starke	0	0
Daviess	3	0	Lake	7	0	Steuben	0	0
Dearborn	15	1	LaPorte	7	4	Sullivan	0	0
Decatur	4	1	Lawrence	5	2	Switzerland	6	2
DeKalb	5	1	Madison	9	2	Tippecanoe	40	2
Delaware	19	0	Marion	82	3	Tipton	0	0
Dubois	3	0	Marshall	13	2	Union	0	0
Elkhart	38	1	Martin	0	0	Vanderburgh	23	1
Fayette	5	0	Miami	5	0	Vermillion	0	1
Floyd	1	0	Monroe	5	0	Vigo	5	0
Fountain	1	0	Montgomery	4	0	Wabash	3	0
Franklin	2	0	Morgan	7	1	Warren	1	0
Fulton	0	0	Newton	1	0	Warrick	2	1
Gibson	2	0	Noble	1	1	Washington	9	1
Grant	6	1	Ohio	3	0	Wayne	8	3
Greene	5	0	Orange**	6	1	Wells**	5	0
Hamilton	13	0	Owen	2	0	White	5	0
Hancock	0	0	Parke	2	1	Whitley	4	0
Harrison**	2	0	Perry	1	0	Total	634	59

* Data is based on known frequencies reported by the counties; some county data may be missing

** County Jail Substance Abuse Programs

Source: Offender Movement

Indiana Department of Correction
Table 9
Community Transition Program
Average Daily Populations

<u>Month</u>	<u>2016</u>	<u>2017</u>	<u>2018</u>	<u>2019</u>	<u>2020</u>	<u>2021</u>
January	518	465	392	382	338	301
February	480	475	402	379	338	304
March	492	475	411	372	317	300
April	518	481	441	376	278	291
May	499	487	443	396	279	270
June	469	481	398	379	241	291
July	491	445	386	393	256	293
August	496	421	395	336	254	275
September	509	400	387	330	262	270
October	478	385	384	324	259	271
November	470	389	366	323	270	
December	<u>461</u>	<u>372</u>	<u>381</u>	<u>339</u>	<u>275</u>	
YEARLY AVERAGE	490	440	399	361	281	

Source: CTP Database and OIS Warmbody

Indiana Department Of Correction
Table 10
Community Transition Program
October 2021 Release Information (Felony Level A-D)

Total number of offenders eligible to be released =		103
Felony A and B total =	85	
Felony C total =	13	
Felony D total =	0	
Murder =	5	
Total number of offenders transitioned to counties for CTP =		13
By default (lack of response from judge)		
Felony A or B =	0	
Felony C =	0	
Felony D =	0	
By approval by court order from judge		
Felony A or B =	11	
Felony C =	1	
Felony D =	0	
Murder =	1	
Total number of offenders transitioned to counties then returned to DOC due to refusal (court ordered denial upon receipt of offender) =		0
Total number of court ordered denials =		61
Felony A or B =	48	
Felony C =	9	
Felony D =	0	
Murder =	4	
Total number of Felony A or B, or Murder denials by default (no response from judge) =		16
Total number of offenders who became ineligible after eligibility determined but prior to CTP commencement date (reasons include change in Earliest Possible Release Date, change in warrant status, released to probation or to parole, other miscellaneous) =		13
Felony A or B =	10	
Felony C =	3	
Felony D =	0	
Murder =	0	

Source: SAS - CTP2 Adms

Indiana Department Of Correction
Table 10
Community Transition Program
October 2021 Release Information (Felony Level A-D)

Total number of offenders eligible to be released =		284
Felony 1 and 2 total =	15	
Felony 3 and 4 total =	130	
Felony 5 and 6 total =	139	
Total number of offenders transitioned to counties for CTP =		48
By default (lack of response from judge)		
Felony 1 and 2 total =	0	
Felony 3 and 4 total =	0	
Felony 5 and 6 total =	8	
By approval by court order from judge		
Felony 1 and 2 total =	6	
Felony 3 and 4 total =	20	
Felony 5 and 6 total =	14	
Total number of offenders transitioned to counties then returned to DOC due to refusal (court ordered denial upon receipt of offender) =		0
Total number of court ordered denials =		152
Felony 1 and 2 total =	6	
Felony 3 and 4 total =	61	
Felony 5 and 6 total =	85	
Total number of Felony 1 or 2 denials by default (no response from judge) =		2
Total number of offenders who became ineligible after eligibility determined but prior to CTP commencement date (reasons include change in Earliest Possible Release Date, change in warrant status, released to probation or to parole, other miscellaneous) =		54
Felony 1 and 2 total =	1	
Felony 3 and 4 total =	21	
Felony 5 and 6 total =	32	

Indiana Department of Correction
 Table 11
 Total Number of Felony Offenses
 Committed to the Indiana Department of Correction

October 2021

Felony Level	Primary Offense	Secondary Offense	Oct-21		This Calendar Year	
			SEX		SEX	
			F	M	F	M
A Felony	Arson (35-43-1-1)		-	-	-	1
	Burglary (35-43-2-1)		-	1	-	5
	Child Molesting (35-42-4-3)		3	8	3	27
	Dealing Cocaine or Narcotic Drug (35-48-4-1)		-	1	-	16
	Dealing Methamphetamine (35-48-4-1.1)		-	-	-	3
	Dealing Sched I, II, or III Cntrld Sub (35-48-4-2)		-	-	2	2
	Neglect of a Dependent/Death (35-46-1-4)		-	-	1	2
	Rape (35-42-4-1)		-	-	-	1
	Robbery (35-42-5-1)		-	-	-	2
	A Felony Total		3	10	6	59

Felony Level	Primary Offense	Secondary Offense	Oct-21		This Calendar Year	
			SEX		SEX	
			F	M	F	M
B Felony	Aggravated Battery (35-42-2-1.5)		-	-	-	3
	Arson (35-43-1-1)		-	-	-	1
	Battery (35-42-2-1)		-	-	-	1
	Burglary (35-43-2-1)		-	3	1	42
	Child Molesting (35-42-4-3)		-	-	-	6
	Criminal Confinement (35-42-3-3)		-	-	-	6
	Dealing Cocaine or Narcotic Drug (35-48-4-1)		-	1	-	21
	Dealing Methamphetamine (35-48-4-1.1)		-	1	5	27
	Dealing Sched I, II, or III Cntrld Sub (35-48-4-2)		1	1	7	13
	Escape/Failure to Return (35-44-3-5)		-	-	-	1
	Felon in Possession of a Firearm (35-47-4-5)		-	-	-	8
	Possession Methamphetamine (35-48-4-6.1)		-	-	-	1
	Possession of Cocaine or Narcotic Drug (35-48-4-6)		-	-	-	1
	Rape (35-42-4-1)		-	-	-	2
	Robbery (35-42-5-1)		-	3	2	38
	Sexual Misconduct with a Minor (35-42-4-9)		1	-	1	6
	Vicarious Sexual Gratification (35-42-4-5)		-	-	-	1
	B Felony Total		2	9	16	178

Felony Level	Primary Offense	Secondary Offense	Oct-21		This Calendar Year	
			SEX		SEX	
			F	M	F	M
C Felony	Battery (35-42-2-1)		-	-	1	4
	Burglary (35-43-2-1)		-	1	1	10
	Child Molesting (35-42-4-3)		-	4	-	10
	Corrupt Business Influence (35-45-6-2)		-	-	2	-
	Criminal Confinement (35-42-3-3)		-	-	-	1
	Failure to Stop Accident/Death (9-26-1-8)		-	-	1	-
	Forgery (35-43-5-2)		-	-	3	5
	Handgun Violation (35-47-2-7)		-	-	-	1
	Intimidation (35-45-2-1)		-	-	-	1
	Neglect of a Dependent (35-46-1-4)		-	-	-	1
	Non-Support of Dependent Child (35-46-1-5)		-	1	1	8
	Obtain Legend Drug by Fraud/Prior Conv (16-42-19-16)		2	-	2	-
	Operating Vehicle Intoxicated/Injury (9-30-5-4)		-	-	-	1
	Operating Vehicle w/Lifetime Suspension (9-30-10-17)		-	-	-	2
	Possession Methamphetamine (35-48-4-6.1)		-	-	-	1
	Possession of Cocaine or Narcotic Drug (35-48-4-6)		-	-	-	2
	Possession of Controlled Substance (35-48-4-7)		-	-	-	1
	Possession of Precursors (35-48-4-14.5)		-	-	1	-
	Robbery (35-42-5-1)		-	-	-	6
	Sexual Misconduct with a Minor (35-42-4-9)		-	-	-	3
C Felony Total		2	6	12	57	

Felony Level	Primary Offense	Secondary Offense	Oct-21		This Calendar Year	
			SEX		SEX	
			F	M	F	M
D Felony	Auto Theft, Receiving Stolen Parts (35-43-4-2.5)		-	-	1	3
	Check Fraud (35-43-5-12)		-	-	1	-
	Criminal Recklessness (35-42-2-2)		-	-	-	1
	Driving While Suspended/Oper Veh HTV (9-30-10-16)		-	-	-	3
	Failure to Return to Lawful Detention (35-44-3-5)		-	-	-	2
	Forgery, Counterfeit (35-43-5-2)		-	-	4	-
	Fraud (35-43-5-4)		-	-	-	1
	Intimidation (35-45-2-1)		-	-	-	2
	Maintaining a Common Nuisance (35-48-4-13)		-	-	1	2
	Non-Support of a Child (35-46-1-5)		-	-	2	3
	Operating Vehicle Intox-Prior (9-30-5-3)		-	-	-	1
	Poss. of Marijuana, Hash Oil, or Hashish (35-48-4-11)		-	-	-	1
	Possession - Syringe/Needle (16-42-19-18)		-	-	-	1
	Possession of Cocaine or Narcotic Drug (35-48-4-6)		-	-	-	2
	Possession of Controlled Substance (35-48-4-7)		-	-	-	7
	Possession of Precursors (35-48-4-14.5)		-	-	-	2
	Resisting Law Enforcement (35-44-3-3)		-	-	-	2
	Resisting Law Enforcement, Vehicle (35-44.1-3-1A)		-	-	-	1
	Sexual Battery (35-42-4-8)		1	-	1	-
	Theft, Receiving Stolen Property (35-43-4-2)		-	-	2	11
	D Felony Total		1	0	12	45

Felony Level	Primary Offense	Secondary Offense	Oct-21		This Calendar Year	
			SEX		SEX	
			F	M	F	M
Level 1 Felony	Attempted Murder (35-42-1-1)		-	-	-	1
	Attempt to Commit a Felony (35-41-5-1)	Attempted Murder (35-42-1-1)	-	-	-	1
		Murder (35-42-1-1)	-	-	-	16
		Rape (35-42-4-1)	-	1	-	1
	Burglary (35-43-2-1)		-	-	-	4
	Child Molesting (35-42-4-3)		1	7	2	102
	Conspiracy (35-41-5-2)	Child Molesting (35-42-4-3)	-	-	-	1
		Murder (35-42-1-1)	-	-	3	1
	Dealing a Substance Resulting in Death		-	1	-	10
	Firearm Enhancement (35-50-2-11)		-	2	-	7
	Habitual Offender (35-50-2-8)		-	-	-	1
	Neglect of a Dependent/Death (35-46-1-4)		1	1	3	3
	Rape (35-42-4-1)		-	1	-	4
	Sex Misconduct w/ Minor (35-42-4-9)		-	-	-	1
Level 1 Felony Total			2	13	8	153

Felony Level	Primary Offense	Secondary Offense	Oct-21		This Calendar Year	
			SEX		SEX	
			F	M	F	M
Level 2 Felony	Aiding, Inducing or Causing an Offense (35-41-2-4)	Burglary (35-43-2-1)	-	-	-	1
		Criminal Confinement (35-42-3-3)	-	-	1	-
		Dealing Methamphetamine (35-48-4-1.1)	-	-	1	1
		Kidnapping (35-42-3-2)	-	-	1	-
		Robbery (35-42-5-1)	-	1	-	2
	Arson (35-43-1-1)		-	-	-	1
		Attempt to Commit a Felony (35-41-5-1)	Dealing Methamphetamine (35-48-4-1.1)	-	-	1
		Robbery (35-42-5-1)	-	1	-	2
	Battery (35-42-2-1)		-	1	-	3
	Burglary (35-43-2-1)		-	1	4	16
	Conspiracy (35-41-5-2)	Deal Sched 1,2,3 Sub (35-48-4-2)	-	-	-	1
		Dealing Cocaine or Narcotic Drug (35-48-4-1)	-	-	1	-
		Dealing Methamphetamine (35-48-4-1.1)	-	1	1	2
		Murder (35-42-1-1)	-	-	-	1
		Robbery (35-42-5-1)	-	-	-	1
			-	-	-	1
	Criminal Confinement (35-42-3-3)		-	-	-	1
	Dealing Cocaine or Narcotic Drug (35-48-4-1)		1	4	5	40
	Dealing Methamphetamine (35-48-4-1.1)		5	17	46	187
	Dealing Sched I, II, or III Cntrl Sub (35-48-4-2)		-	5	2	19
	Habitual Offender (35-50-2-8)		-	-	-	1
	Kidnapping (35-42-3-2)		-	-	-	1
	Manufacturing Methamphetamine (35-42-4-5)		-	-	-	1
Robbery (35-42-5-1)		-	5	3	29	
Voluntary Manslaughter (35-42-1-3)		-	5	6	30	
Level 2 Felony Total			6	41	72	340

Felony Level	Primary Offense	Secondary Offense	Oct-21		This Calendar Year	
			SEX		SEX	
			F	M	F	M
Level 3 Felony	Accident/Failure to Stop-Serious Inj/Death (9-26-1-1.1)		-	-	-	5
	Aggravated Battery (35-42-2-1.5)		-	9	6	67
	Aiding, Inducing or Causing an Offense (35-41-2-4)	Aggravated Battery (35-42-2-1.5)	-	-	1	-
		Criminal Confinement (35-42-3-3)	-	-	2	3
		Dealing Cocaine or Narcotic Drug (35-48-4-1)	-	-	-	1
		Dealing Methamphetamine (35-48-4-1.1)	-	-	-	1
		Robbery (35-42-5-1)	-	-	1	4
	Arson (35-43-1-1)		-	-	-	1
	Attempt to Commit a Felony (35-41-5-1)	Aggravated Battery (35-42-2-1.5)	-	-	1	1
		Possession of Cocaine or Narcotic Drug (35-48-4-6)	-	-	1	-
		Rape (35-42-4-1)	-	1	-	3
		Robbery (35-42-5-1)	-	2	-	12
	Battery (35-42-2-1)		-	-	2	3
	Burglary (35-43-2-1)		-	1	-	12
	Child Molesting (35-42-4-3)		-	3	1	38
	Conspiracy (35-41-5-2)	Dealing Cocaine or Narcotic Drug (35-48-4-1)	-	-	1	-
		Dealing Methamphetamine (35-48-4-1.1)	-	-	2	-
		Possession of Meth (35-48-4-6.1)	-	-	1	-
		Robbery (35-42-5-1)	-	1	1	4
	Criminal Confinement (35-42-3-3)		-	6	-	46
	Dealing Cocaine or Narcotic Drug (35-48-4-1)		-	3	8	39
	Dealing Methamphetamine (35-48-4-1.1)		6	7	41	72
	Dealing Sched I, II, or III Cntrld Sub (35-48-4-2)		1	2	3	14
	Dealing Sched IV Cntrld Sub (35-48-4-3)		-	-	-	5
	Dealing in Sub that Results in Death (35-42-1-1.5)		-	-	-	1
	Domestic Battery SBI Under 14 (35-42-2-1.3A)		-	-	1	1
	Habitual Offender (35-50-2-8)		-	-	-	1
	Human Sexual Trafficking (35-42-3.5-1)		-	-	-	3
	Kidnapping (35-42-3-2)		-	-	2	8
	Neglect of a Dependent/Death (35-46-1-4)		1	2	12	11
	Possession of Cocaine or Narcotic Drug (35-48-4-6)		-	1	1	13
	Possession of Meth (35-48-4-6.1)		1	7	14	60
	Rape (35-42-4-1)		-	6	-	53
	Resisting Law Enforcement (35-44.1-3-1)		-	2	-	4
	Robbery (35-42-5-1)		2	24	15	222
Level 3 Felony Total			11	77	117	708

Felony Level	Primary Offense	Secondary Offense	Oct-21		This Calendar Year	
			SEX		SEX	
			F	M	F	M
Level 4 Felony	Aiding, Inducing or Causing an Offense (35-41-2-4)	Burglary (35-43-2-1)	-	1	-	1
		Dealing Methamphetamine (35-48-4-1.1)	-	-	1	-
		Dealing Sched 1,2,3 Sub (35-48-4-2)	-	-	1	-
		Possession of Meth (35-48-4-6.1)	-	-	1	-
	Arson (35-43-1-1)		-	8	7	35
	Attempt to Commit a Felony (35-41-5-1)	Arson (35-43-1-1)	-	1	1	1
		Burglary (35-43-2-1)	-	1	-	1
	Burglary (35-43-2-1)		7	20	40	179
	Child Exploitation (35-42-4-4)		-	2	-	9
	Child Molesting (35-42-4-3)		1	12	2	110
	Child Solicitation (35-42-4-6)		-	1	-	13
	Conspiracy (35-41-5-2)	Dealing Methamphetamine (35-48-4-1.1)	-	-	1	1
		Dealing Sched 1,2,3 Sub (35-48-4-2)	-	-	1	-
		Sexual Misconduct with a Minor (35-42-4-9)	-	-	-	1
	Criminal Confinement (35-42-3-3)		-	2	-	10
	Dealing Cocaine or Narcotic Drug (35-48-4-1)		-	7	8	58
	Dealing Methamphetamine (35-48-4-1.1)		1	11	39	126
	Dealing Sched I, II, or III Cntrld Sub (35-48-4-2)		2	1	5	19
	Dealing Sched IV Controlled Substance (35-48-4-3)		-	-	-	2
	Escape 35-44.1-3-4		-	1	-	1
	Felon in Possession of a Firearm (35-47-4-5)		-	23	5	257
	Habitual Offender (35-50-2-8)		-	-	-	1
	Incest (35-46-1-3)		-	-	2	10
	Kidnapping(35-42-3-2)		-	-	-	1
	Leaving Scene of Accident with Serious Bodily Injury		-	3	2	8
	Manufacturing Meth (35-48-4-1.2)		-	-	-	6
	Operating Vehicle Intoxicated/Death (9-30-5-5)		-	3	8	28
	Operating a Vehicle While Intoxicated Causing Serious Bodily Injury		-	1	2	4
	Pharmacy Robbery (35-42-5-1(b))		-	-	-	2
	Possession of Cocaine or Narcotic Drug (35-48-4-6)		-	5	1	18
	Possession of Dangerous Device (35-44.1-3-7)		1	-	1	1
	Possession of Meth (35-48-4-6.1)		1	8	21	83
	Sexual Battery (35-42-4-8)		-	-	-	2
	Sexual Misconduct with a Minor (35-42-4-9)		1	7	3	61
	Stalking (35-45-10-5)		-	1	-	2
	Vicarious Sexual Gratification (35-42-4-5)		-	-	1	1
Level 4 Felony Total			14	119	153	1052

Felony Level	Primary Offense	Secondary Offense	Oct-21		This Calendar Year	
			SEX		SEX	
			F	M	F	M
Level 5 Felony	Aiding, Inducing or Causing an Offense (35-41-2-4)	Battery (35-42-2-1)	-	-	-	1
		Burglary (35-43-2-1)	-	-	1	2
		Dealing Methamphetamine (35-48-4-1.1)	-	-	1	-
		Dealing in Methamphetamine (35-48-4-1.1)	-	-	1	-
		Dealing/Poss. Look-Alike Subs (35-48-4-4.6)	-	-	-	1
		Firearm w/in One Mile of School (35-47-2-1)	-	-	1	-
		Robbery (35-42-5-1)	-	-	1	-
	Assisting a Criminal (35-44.1-2-5)		-	1	4	4
	Attempt to Commit a Felony (35-41-5-1)	Battery (35-42-2-1)	-	-	-	2
		Burglary (35-43-2-1)	-	-	-	3
		Dealing Sched I, II, or III Cntrlrd Sub (35-48-4-2)	-	-	-	1
		Dealing in Methamphetamine (35-48-4-1.1)	-	-	-	1
		Escape (35-44.1-3-4)	-	-	1	1
		Incest (35-46-1-3)	-	-	-	1
		Obstruction of Justice (35-44-3-4)	-	-	-	1
		Robbery (35-42-5-1)	-	-	3	2
	Auto Theft, Receiving Stolen Parts (35-43-4-2.5)		-	1	-	14
	Battery (35-42-2-1)		2	32	35	283
	Burglary (35-43-2-1)		-	22	12	223
	Check Deception (35-43-5-5)		-	-	-	1
	Child Exploitation (35-42-4-4)		-	3	-	24
	Child Pornography (35-42-4-4(C))		-	1	-	16
	Child Possession of a Firearm (35-47-10-5)		-	-	-	3
	Child Seduction (35-42-4-7)		-	-	1	5
	Child Solicitation (35-42-4-6)		-	4	1	16
	Conspiracy (35-41-5-2)	Burglary (35-43-2-1)	-	-	-	2
		Dealing Cocaine or Narcotic Drug (35-48-4-1)	-	-	1	-
		Dealing Methamphetamine (35-48-4-1.1)	-	-	1	-
		Dealing in Methamphetamine (35-48-4-1.1)	-	-	-	3
		Fraud on Financial Institution (35-43-5-8)	-	-	-	1
		Theft, Recv Stolen Prop (35-43-4-2)	-	-	2	-
		Trafficking with an Inmate (35-44.1-3-5)	-	-	1	2
	Contrib. to the Delinquency of a Minor(35-46-1-8)		-	-	1	3
	Conversion (35-43-4-3)		-	-	1	1
	Corrupt Business Influence (35-45-6-2)		1	-	3	16
	Criminal Confinement (35-42-3-3)		-	3	2	41
	Criminal Gang Activity (35-45-9-3)		-	-	-	1
	Criminal Recklessness (35-42-2-2)		-	1	3	37
	Dealing Cocaine or Narcotic Drug (35-48-4-1)		2	8	19	61
	Dealing Marijuana, Hash Oil, or Hashish (35-48-4-10)		-	3	1	15
	Dealing Methamphetamine (35-48-4-1.1)		4	26	49	207
	Dealing Sched I, II, or III Cntrlrd Sub (35-48-4-2)		-	-	2	10
	Dealing Sched IV Cntrlrd Sub (35-48-4-3)		1	-	1	1
	Dealing in Methamphetamine (35-48-4-1.1)		2	5	23	82
	Dealing/Poss. Look-Alike Subs (35-48-4-4.6)		-	-	-	12
	Disarm/Attempt to Disarm an Officer (35-44.1-3-2)		-	2	-	9
	Domestic Battery (35-42-2-1.3)		4	13	19	171
	Escape (35-44.1-3-4)		-	4	11	41
	Fail to Stop Ace Death (9-26-1-1.1)		-	1	-	7
	Failure to Register as a Sex Offender (11-8-8-17)		-	10	2	81
	Felon Fraud in Offer (23-19-5-1)		-	-	-	1
	Firearm Enhancement (35-50-2-11)		-	-	-	1
	Firearm w/in One Mile of School (35-47-2-1)		-	35	11	244
	Fraud on Financial Institution (35-43-5-8)		-	4	4	27
	Habitual Felony Offender (35-50-2-8)		-	-	-	2
	Home Improvement Fraud (35-43-6-12)		-	-	-	1
	Incest (35-46-1-3)		-	1	-	6
	Intimidation (35-45-2-1)		-	4	9	98
	Involuntary Manslaughter (35-42-1-4)		-	-	1	4
	Kidnapping (35-42-3-2)		-	1	-	8
	Neglect of a Dependent/Death (35-46-1-4)		6	3	18	11
	Non-Support of Dependent Child (35-46-1-5)		-	3	-	10
	Obliterating Handgun I.D. (35-47-2-18)		-	-	2	10
	Obstruction of Justice (35-44.1-2-2)		-	1	-	5
	Oper Veh Aft Life Susp (9-30-10-17)		1	6	10	110
	Operating Veh while Intoxicated (9-30-5-2)		-	1	1	3
	Operating Vehicle Intox-Prior (9-30-5-3)		-	-	-	5
	Operating Vehicle Intoxicated-Contrlrd Sub (9-30-5-1)		-	-	-	1
	Operating Vehicle Intoxicated/Death (9-30-5-5)		-	-	-	2
	Operating Vehicle Intoxicated/Injury (9-30-5-4)		-	2	7	19
	Possession - Destruct Device (35-47.5-5-2)		-	-	-	2
	Possession of Cocaine or Narcotic Drug 35-48-4-6		1	6	13	55
	Possession of Dangerous Device (35-44.1-3-7)		-	1	-	3
	Possession of Syringes or Needles (16-42-19-18)		-	1	2	2
	Possession/Use of Legend Drug (16-42-19-13)		-	-	-	1
	Promoting Prostitution (35-45-4-4)		-	-	-	1
	Reckless Homicide (35-42-1-5)		-	1	5	11
	Resisting Law Enforcement (35-44.1-3-1)		-	2	1	11
	Robbery (35-42-5-1)		-	13	13	99
	Sexual Misconduct with Service Provider (35.44.1-3-10)		-	1	-	3
	Sexual Misconduct with a Minor (35-42-4-9)		-	1	1	40
	Stalking (35-45-10-5)		-	3	-	21
	Strangulation (35-42-2-9)		-	1	-	7
	Synthetic ID Deception (35-43-5-3.8)		-	-	-	1
	Theft, Receiving Stolen Property (35-43-4-2)		-	1	6	45
Trafficking with an Inmate (35-44.1-3-5)		-	1	3	12	
Vicarious Sexual Gratification		-	-	-	1	
Vicarious Sexual Gratification (35-42-4-5)		-	-	-	1	
Level 5 Felony Total			24	233	311	2293

Felony Level	Primary Offense	Secondary Offense	Oct-21		This Calendar Year	
			SEX		SEX	
			F	M	F	M
Level 6 Felony	Abuse of a Corpse (35-45-11-2)		-	-	-	2
	Aiding in Manufacture of Sch II Cont Subst (35-48-4-2)		-	1	1	2
	Aiding, Inducing or Causing an Offense (35-41-2-4)	Insurance Fraud (35-43-5-4.5)	-	-	-	1
	Assisting a Criminal (35-44.1-2-5)		-	-	-	3
	Attempt to Commit a Felony (35-41-5-1)	Attempted/Obstruction of Justice (35-41-5-1)	-	-	-	1
		Insurance Fraud (35-43-5-4.5)	-	-	-	1
		Residential Entry (35-43-2-1.5)	-	-	-	1
		Theft, Receiving Stolen Property (35-43-4-2)	-	-	-	1
	Auto Theft, Receiving Stolen Parts (35-43-4-2.5)		-	7	7	44
	Battery 35-42-2-1		-	8	15	73
	Check Deception (35-43-5-5)		-	1	-	3
	Check Fraud (35-43-5-12)		-	-	1	2
	Child Exploitation (35-42-4-4)		-	-	-	5
	Conspiracy (35-41-5-2)	Forgery, Counterfeiting, Application Fraud (35-43-5-2)	-	-	-	1
	Contrib Delinquency (35-46-1-8)		-	-	-	1
	Controlled Substance Registration (35-48-4-14)		-	-	1	-
	Criminal Confinement (35-42-3-3)		-	4	1	22
	Criminal Confinement (35-42-3-3)		-	10	6	122
	Criminal Mischief (35-43-1-2)		-	-	-	3
	Criminal Recklessness (35-42-2-2)		-	4	2	28
	Criminal Trespass (35-43-2-2)		-	-	-	1
	Cruelty to Animals (35-46-3-12)		-	-	-	3
	Dealing Fake Controlled Substances (35-48-4-4.6)		-	-	-	2
	Dealing Marijuana, Hash Oil, or Hashish (35-48-4-10)		-	-	-	12
	Dealing Sched I, II, or III Cntrld Sub (35-48-4-2(A))		-	1	-	1
	Dealing Sched IV Cntrld Sub (35-48-4-3)		-	-	3	1
	Dealing/Poss. Look-Alike Subs (35-48-4-10.5)		-	-	-	2
	Dealing/Poss. Look-Alike Subs (35-48-4-11.5)		-	-	-	2
	Dissemination of Matter Harmful to Minor (35-49-3-3)		-	-	-	5
	Escape 35-44.1-3-4		1	20	33	131
	Fail to Reg Sex Off (11-8-8-17)		1	1	1	19
	Failure to Appear (35-44.1-2-9)		-	-	1	7
	False Reporting(35-44.1-2-3)		-	-	-	1
	Forgery, Counterfeiting, Application Fraud (35-43-5-2)		-	4	13	26
	Habitual Veh Subst Offender Enhance (9-30-15.5-2)		-	-	1	1
	Identity Deception (35-43-5-3.5)		-	1	4	7
	Impersonation of a Public Servant (35-44-2-3)		-	1	-	1
	Insurance Fraud (35-43-5-4.5)		-	2	3	16
	Intimidation (35-45-2-1)		-	6	4	56
	Invasion of Privacy (35-46-1-15.1)		-	5	2	47
	Leaving the Scene of an Accident(9-26-1-1.1)		-	1	-	10
	Maintain Common Nuisance (35-45-2-1(c))		-	2	5	21
	Maintaining Common Nuisance (35-48-4-13)		-	-	6	6

Felony Level	Primary Offense	Secondary Offense	Oct-21		This Calendar Year		
			SEX		SEX		
			F	M	F	M	
Level 6 Felony (Cont'd)	Neglect of a Dependent/Death (35-46-1-4)		4	2	11	17	
	Non-Support of Dependent Child (35-46-1-5)		-	2	1	2	
	Obstruction of Justice (35-44.1-2-2)		-	2	3	18	
	Official Misconduct (35-44.1-1-1)		-	-	-	1	
	Oper Vehicle-Intox-Prev Conv (9-30-5-3)		-	3	2	14	
	Operating Vehicle Intoxicated-Contrlld Sub (9-30-5-1)		1	1	3	19	
	Operating Vehicle Intoxicated-Endanger (9-30-5-2)		-	7	9	54	
		Habitual Offender Controlled Substance (35-50-2-10)		-	-	-	2
	Operating Vehicle Intoxicated/Injury (9-30-5-4)		-	1	3	5	
	Operating Vehicle-Habitual Violation (9-30-10-16)		1	6	9	48	
	Pointing a Firearm (35-47-4-3)		-	1	3	11	
	Poss Precursors (35-48-4-14.5)		-	-	-	1	
	Possession Sched IV Contrlld Sub w/in 1,000 ft (35-48-4-7)		-	1	1	10	
	Possession of Child Pornography (35-42-4-4(C))		-	-	-	8	
	Possession of Cocaine or Narcotic Drug (35-48-4-6)		5	8	29	78	
	Possession of Marijuana (35-48-4-11)		-	-	-	7	
	Possession of Meth(35-48-4-6.1)		11	29	76	255	
	Possession of Syringes or Needles (16-42-19-18)		6	13	41	133	
	Possession or Use of Legend Drug (16-42-19-13)		2	-	7	13	
	Residential Entry (35-43-2-1.5)		-	4	6	41	
	Resisting Law Enforc (35-44.1-3-1)		1	18	11	173	
	Sex Offender without Identification (11-8-8-15)		-	-	1	3	
	Sexual Battery (35-42-4-8)		-	3	-	14	
	Stalking (35-45-10-5)		-	1	1	3	
	Strangulation (35-42-2-9)		-	6	2	46	
	Synthetic ID Deception (35-43-5-3.8)		-	-	2	4	
	Theft, Receiving Stolen Property (35-43-4-2)		4	14	44	223	
	Unauthorized Entry of Motor Veh (35-43-4-2.7)		-	-	-	2	
	Voyeurism (35-45-4-5)		-	-	-	1	
	Level 6 Felony Total			37	201	375	1900

Felony Level	Primary Offense	Secondary Offense	Oct-21		This Calendar Year	
			SEX		SEX	
			F	M	F	M
Murder	Murder (35-42-1-1)		1	16	10	88
Murder Total			1	16	10	88

Felony Level	Primary Offense	Secondary Offense	Oct-21		This Calendar Year	
			SEX		SEX	
			F	M	F	M
Habitual Offender	Habitual Offender (35-50-2-8)		2	3	6	32
	Habitual Offender Controlled Substance (35-50-2-10)		-	-	1	8
	Repeat Sexual Offender Enhancement 35-50-2-14		-	-	-	1
Habitual Offender Total			2	3	7	41

Grand Total	Oct-21		This Calendar Year	
	SEX		SEX	
	F	M	F	M
Grand Total	105	728	1099	6914

Note: Offense data may not be available for all offenders at the time this table was prepared.
Only new commitments and probation violations are reported on this table.
Parole and Community Transition Program violators are excluded on this table.
Source: SAS - all.citations_mso.pgm

Indiana Department of Correction
 Table 12
 Number of New Admissions by Most Serious Offense
 Committed to the Indiana Department of Correction

October 2021

Felony Level	Primary Offense	Secondary Offense	Oct-21		This Calendar Year	
			SEX		SEX	
			F	M	F	M
Level A Felony	Arson (35-43-1-1)		-	-	-	1
	Burglary (35-43-2-1)		-	1	-	3
	Child Molesting (35-42-4-3)		1	3	1	12
	Dealing Cocaine or Narcotic Drug (35-48-4-1)		-	1	-	15
	Dealing Methamphetamine (35-48-4-1.1)		-	-	-	3
	Dealing Sched I, II, or III Cntrld Sub (35-48-4-2)		-	-	1	2
	Neglect of a Dependent/Death (35-46-1-4)		-	-	1	1
	Rape (35-42-4-1)		-	-	-	1
	Robbery (35-42-5-1)		-	-	-	2
Level A Felony			1	5	3	40

Felony Level	Primary Offense	Secondary Offense	Oct-21		This Calendar Year	
			SEX		SEX	
			F	M	F	M
Level B Felony	Aggravated Battery (35-42-2-1.5)		-	-	-	3
	Arson (35-43-1-1)		-	-	-	1
	Battery (35-42-2-1)		-	-	-	1
	Burglary (35-43-2-1)		-	3	1	36
	Child Molesting (35-42-4-3)		-	-	-	4
	Criminal Confinement (35-42-3-3)		-	-	-	3
	Dealing Cocaine or Narcotic Drug (35-48-4-1)		-	1	-	20
	Dealing Methamphetamine (35-48-4-1.1)		-	1	5	25
	Dealing Sched I, II, or III Cntrld Sub (35-48-4-2)		1	1	7	11
	Escape/Failure to Return (35-44-3-5)		-	-	-	1
	Felon in Possession of a Firearm (35-47-4-5)		-	-	-	7
	Rape (35-42-4-1)		-	-	-	2
	Robbery (35-42-5-1)		-	2	2	27
	Sexual Misconduct with a Minor (35-42-4-9)		-	-	-	6
Level B Felony Total			1	8	15	147

Felony Level	Primary Offense	Secondary Offense	Oct-21		This Calendar Year	
			SEX		SEX	
			F	M	F	M
Level C Felony	Battery (35-42-2-1)		-	-	1	2
	Burglary (35-43-2-1)		-	1	1	6
	Child Molesting (35-42-4-3)		-	2	-	6
	Corrupt Business Influence (35-45-6-2)		-	-	2	-
	Criminal Confinement (35-42-3-3)		-	-	-	1
	Failure to Stop Accident/Death (9-26-1-8)		-	-	1	-
	Forgery (35-43-5-2)		-	-	3	5
	Handgun Violation (35-47-2-7)		-	-	-	1
	Neglect of a Dependent (35-46-1-4)		-	-	-	1
	Non-Support of Dependent Child (35-46-1-5)		-	1	1	6
	Obtain Legend Drug by Fraud/Prior Conv (16-42-19-16)		1	-	1	-
	Operating Vehicle Intoxicated/Injury (9-30-5-4)		-	-	-	1
	Operating Vehicle w/Lifetime Suspension (9-30-10-17)		-	-	-	2
	Possession of Cocaine or Narcotic Drug (35-48-4-6)		-	-	-	2
	Robbery (35-42-5-1)		-	-	-	2
	Sexual Misconduct with a Minor (35-42-4-9)		-	-	-	1
Level C Felony Total			1	4	10	36

Felony Level	Primary Offense	Secondary Offense	Oct-21		This Calendar Year	
			SEX		SEX	
			F	M	F	M
Level D Felony	Auto Theft, Receiving Stolen Parts (35-43-4-2.5)		-	-	-	1
	Check Fraud (35-43-5-12)		-	-	1	-
	Driving While Suspended/Oper Veh HTV (9-30-10-16)		-	-	-	2
	Forgery, Counterfeit (35-43-5-2)		-	-	1	-
	Fraud (35-43-5-4)		-	-	-	1
	Intimidation (35-45-2-1)		-	-	-	2
	Non-Support of a Child (35-46-1-5)		-	-	1	2
	Possession of Controlled Substance (35-48-4-7)		-	-	-	2
	Possession of Precursors (35-48-4-14.5)		-	-	-	1
	Resisting Law Enforcement (35-44-3-3)		-	-	-	1
	Resisting Law Enforcement, Vehicle (35-44.1-3-1A)		-	-	-	1
	Theft, Receiving Stolen Property (35-43-4-2)		-	-	-	4
Level D Felony Total			0	0	3	17

Felony Level	Primary Offense	Secondary Offense	Oct-21		This Calendar Year	
			SEX		SEX	
			F	M	F	M
Level 1 Felony	Atmpted Murder (35-42-1-1(1))		-	-	-	1
	Attempt to Commit a Felony (35-41-5-1)	Atmpted Murder (35-42-1-1(1))	-	-	-	1
		Murder (35-42-1-1)	-	-	-	14
		Rape (35-42-4-1)	-	1	-	1
	Burglary (35-43-2-1)		-	-	-	2
	Child Molesting (35-42-4-3)		1	5	2	65
	Conspiracy (35-41-5-2)	Murder (35-42-1-1)	-	-	2	1
	Dealing a Substance Resulting in Death		-	1	-	9
	Firearm Enhancement (35-50-2-11)		-	2	-	4
	Habitual Offender (35-50-2-8)		-	-	-	1
	Neglect of a Dependent/Death (35-46-1-4)		1	1	3	3
	Rape (35-42-4-1)		-	1	-	3
	Sex Misconduct w/ Minor (35-42-4-9)		-	-	-	1
	Level 1 Felony Total			2	11	7

Felony Level	Primary Offense	Secondary Offense	Oct-21		This Calendar Year		
			SEX		SEX		
			F	M	F	M	
Level 2 Felony	Aiding, Inducing or Causing an Offense (35-41-2-4)	Burglary (35-43-2-1)	-	-	-	1	
		Dealing Methamphetamine (35-48-4-1.1)	-	-	1	1	
		Kidnapping (35-42-3-2)	-	-	1	-	
		Robbery (35-42-5-1)	-	1	-	2	
	Attempt to Commit a Felony (35-41-5-1)	Dealing Methamphetamine (35-48-4-1.1)	-	-	1	-	
		Robbery (35-42-5-1)	-	1	-	2	
		Battery (35-42-2-1)	-	-	-	2	
	Burglary (35-43-2-1)		-	-	2	14	
		Conspiracy (35-41-5-2)				1	
	Criminal Confinement (35-42-3-3)	Deal Sched 1,2,3 Sub (35-48-4-2)	-	-	-	1	
		Dealing Cocaine or Narcotic Drug (35-48-4-1)	-	-	1	-	
		Dealing Methamphetamine (35-48-4-1.1)	-	1	1	2	
		Murder (35-42-1-1)	-	-	-	1	
		Robbery (35-42-5-1)	-	-	-	1	
			-	-	-	1	
		Dealing Cocaine or Narcotic Drug (35-48-4-1)	1	3	5	35	
		Dealing Methamphetamine (35-48-4-1.1)	5	17	44	175	
		Dealing Sched I, II, or III Cntrl'd Sub (35-48-4-2)	-	5	2	17	
		Manufacturing Methamphetamine (35-42-4-5)	-	-	-	1	
	Robbery (35-42-5-1)	-	4	2	24		
	Voluntary Manslaughter (35-42-1-3)	-	4	6	28		
	Level 2 Felony Total			6	36	66	308

Felony Level	Primary Offense	Secondary Offense	Oct-21		This Calendar Year		
			SEX		SEX		
			F	M	F	M	
Level 3 Felony	Accident/Failure to Stop-Serious Inj/Death (9-26-1-1.1)		-	-	-	4	
	Aggravated Battery (35-42-2-1.5)		-	8	6	60	
	Aiding, Inducing or Causing an Offense (35-41-2-4)	Dealing Methamphetamine (35-48-4-1.1)	-	-	-	1	
		Robbery (35-42-5-1)	-	-	1	4	
	Attempt to Commit a Felony (35-41-5-1)	Aggravated Battery (35-42-2-1.5)	-	-	1	1	
		Possession of Cocaine or Narcotic Drug (35-48-4-6)	-	-	1	-	
		Rape (35-42-4-1)	-	1	-	3	
		Robbery (35-42-5-1)	-	-	-	7	
	Battery (35-42-2-1)		-	-	2	2	
	Burglary (35-43-2-1)		-	1	-	12	
	Child Molesting (35-42-4-3)		-	3	1	32	
	Conspiracy (35-41-5-2)	Dealing Cocaine or Narcotic Drug (35-48-4-1)	-	-	1	-	
		Dealing Methamphetamine (35-48-4-1.1)	-	-	2	-	
		Possession of Meth (35-48-4-6.1)	-	-	1	-	
		Robbery (35-42-5-1)	-	-	1	1	
	Criminal Confinement (35-42-3-3)		-	5	-	29	
	Dealing Cocaine or Narcotic Drug (35-48-4-1)		-	3	6	36	
	Dealing Methamphetamine (35-48-4-1.1)		6	7	38	63	
	Dealing Sched I, II, or III Cntrl Sub (35-48-4-2)		1	2	3	14	
	Dealing Sched IV Cntrl Sub (35-48-4-3)		-	-	-	3	
	Dealing in Sub that Results in Death (35-42-1-1.5)		-	-	-	1	
	Domestic Battery SBI Under 14 (35-42-2-1.3A)		-	-	1	1	
	Human Sexual Trafficking (35-42-3.5-1)		-	-	-	1	
	Kidnapping (35-42-3-2)		-	-	2	7	
	Neglect of a Dependent/Death (35-46-1-4)		1	2	11	9	
	Possession of Cocaine or Narcotic Drug (35-48-4-6)		-	1	1	12	
	Possession of Meth (35-48-4-6.1)		1	7	14	56	
	Rape (35-42-4-1)		-	5	-	41	
	Resisting Law Enforcement (35-44.1-3-1)		-	2	-	3	
	Robbery (35-42-5-1)		2	17	11	170	
	Level 3 Felony Total			11	64	104	573

Felony Level	Primary Offense	Secondary Offense	Oct-21		This Calendar Year		
			SEX		SEX		
			F	M	F	M	
Level 4 Felony	Aiding, Inducing or Causing an Offense (35-41-2-4)	Burglary (35-43-2-1)	-	1	-	1	
		Dealing Methamphetamine (35-48-4-1.1)	-	-	1	-	
		Dealing Sched 1,2,3 Sub (35-48-4-2)	-	-	1	-	
		Possession of Meth (35-48-4-6.1)	-	-	1	-	
	Arson (35-43-1-1)		-	2	4	26	
	Attempt to Commit a Felony (35-41-5-1)	Arson (35-43-1-1)	-	-	1	-	
	Burglary (35-43-2-1)		7	16	38	154	
	Child Exploitation (35-42-4-4)		-	1	-	4	
	Child Molesting (35-42-4-3)		1	7	2	63	
	Child Solicitation (35-42-4-6)		-	1	-	13	
	Conspiracy (35-41-5-2)	Dealing Methamphetamine (35-48-4-1.1)	-	-	-	1	
		Dealing Sched 1,2,3 Sub (35-48-4-2)	-	-	1	-	
	Criminal Confinement (35-42-3-3)		-	2	-	7	
	Dealing Cocaine or Narcotic Drug (35-48-4-1)		-	6	6	43	
	Dealing Methamphetamine (35-48-4-1.1)		1	9	34	103	
	Dealing Sched I, II, or III Cntrl Sub (35-48-4-2)		-	1	2	15	
	Dealing Sched IV Controlled Substance (35-48-4-3)		-	-	-	1	
	Escape 35-44.1-3-4		-	1	-	1	
	Felon in Possession of a Firearm (35-47-4-5)		-	20	4	200	
	Habitual Offender (35-50-2-8)		-	-	-	1	
	Incest (35-46-1-3)		-	-	1	1	
	Kidnapping(35-42-3-2)		-	-	-	1	
	Leaving Scene of Accident with Serious Bodily Injury		-	3	1	7	
	Manufacturing Meth (35-48-4-1.2)		-	-	-	5	
	Operating Vehicle Intoxicated/Death (9-30-5-5)		-	2	7	20	
	Operating a Vehicle While Intoxicated Causing Serious Bodily Injury		-	1	1	4	
	Pharmacy Robbery (35-42-5-1(b))		-	-	-	1	
	Possession of Cocaine or Narcotic Drug (35-48-4-6)		-	4	1	15	
	Possession of Dangerous Device (35-44.1-3-7)		1	-	1	-	
	Possession of Meth (35-48-4-6.1)		1	7	19	78	
	Sexual Battery (35-42-4-8)		-	-	-	1	
	Sexual Misconduct with a Minor (35-42-4-9)		1	4	3	42	
	Stalking (35-45-10-5)		-	1	-	2	
	Vicarious Sexual Gratification (35-42-4-5)		-	-	1	-	
	Level 4 Felony Total			12	89	130	810

Felony Level	Primary Offense	Secondary Offense	Oct-21		This Calendar Year			
			SEX		SEX			
			F	M	F	M		
Level 5 Felony	Aiding, Inducing or Causing an Offense (35-41-2-4)	Burglary (35-43-2-1)	-	-	1	2		
		Dealing Methamphetamine (35-48-4-1.1)	-	-	1	-		
		Dealing in Methamphetamine (35-48-4-1.1)	-	-	1	-		
		Firearm w/in One Mile of School (35-47-2-1)	-	-	1	-		
		Robbery (35-42-5-1)	-	-	1	-		
		Assisting a Criminal (35-44.1-2-5)	-	1	3	2		
		Attempt to Commit a Felony (35-41-5-1)	-	-	-	1		
		Battery (35-42-2-1)	-	-	-	1		
		Burglary (35-43-2-1)	-	-	-	3		
		Dealing Sched I, II, or III Cntrld Sub (35-48-4-2)	-	-	-	1		
		Dealing in Methamphetamine (35-48-4-1.1)	-	-	-	1		
		Escape (35-44.1-3-4)	-	-	1	1		
		Incest (35-46-1-3)	-	-	-	1		
		Obstruction of Justice (35-44-3-4)	-	-	-	1		
		Robbery (35-42-5-1)	-	-	3	1		
		Auto Theft, Receiving Stolen Parts (35-43-4-2.5)	-	1	-	11		
		Battery (35-42-2-1)	2	24	30	222		
		Burglary (35-43-2-1)	-	18	11	169		
		Child Exploitation (35-42-4-4)	-	3	-	16		
		Child Pornography (35-42-4-4(C))	-	1	-	4		
		Child Possession of a Firearm (35-47-10-5)	-	-	-	3		
		Child Seduction (35-42-4-7)	-	-	1	1		
		Child Solicitation (35-42-4-6)	-	4	-	14		
		Conspiracy (35-41-5-2)	-	-	-	1		
				Burglary (35-43-2-1)	-	-	-	1
				Dealing Methamphetamine (35-48-4-1.1)	-	-	1	-
				Dealing in Methamphetamine (35-48-4-1.1)	-	-	-	2
				Fraud on Financial Institution (35-43-5-8)	-	-	-	1
				Theft, Recv Stolen Prop (35-43-4-2)	-	-	2	-
				Trafficking with an Inmate (35-44.1-3-5)	-	-	-	2
				Contrib. to the Delinquency of a Minor(35-46-1-8)	-	-	1	1
				Conversion (35-43-4-3)	-	-	1	1
				Corrupt Business Influence (35-45-6-2)	1	-	2	12
				Criminal Confinement (35-42-3-3)	-	3	2	38
				Criminal Recklessness (35-42-2-2)	-	-	3	18
				Dealing Cocaine or Narcotic Drug (35-48-4-1)	2	5	15	38
				Dealing Marijuana, Hash Oil, or Hashish (35-48-4-10)	-	1	-	8
				Dealing Methamphetamine (35-48-4-1.1)	3	24	41	159
				Dealing Sched I, II, or III Cntrld Sub (35-48-4-2)	-	-	2	9
				Dealing Sched IV Cntrld Sub (35-48-4-3)	1	-	1	1
				Dealing in Methamphetamine (35-48-4-1.1)	2	4	21	67
				Dealing/Poss. Look-Alike Subs (35-48-4-4.6)	-	-	-	8
				Disarm/Attempt to Disarm an Officer (35-44.1-3-2)	-	2	-	9
				Domestic Battery (35-42-2-1.3)	4	11	18	147
				Escape (35-44.1-3-4)	-	3	9	36
				Fail to Stop Acc Death (9-26-1-1.1)	-	1	-	7
				Failure to Register as a Sex Offender (11-8-8-17)	-	7	2	70
				Felon Fraud in Offer (23-19-5-1)	-	-	-	1
				Firearm Enhancement (35-50-2-11)	-	-	-	1
				Firearm w/in One Mile of School (35-47-2-1)	-	31	9	197
				Fraud on Financial Institution (35-43-5-8)	-	2	4	16
				Home Improvement Fraud (35-43-6-12)	-	-	-	1
				Incest (35-46-1-3)	-	1	-	3
				Intimidation (35-45-2-1)	-	3	4	66
				Involuntary Manslaughter (35-42-1-4)	-	-	-	3
				Kidnapping (35-42-3-2)	-	1	-	3
				Neglect of a Dependent/Death (35-46-1-4)	3	1	11	5
				Non-Support of Dependent Child (35-46-1-5)	-	3	-	10
				Obliterating Handgun I.D. (35-47-2-18)	-	-	1	6
				Obstruction of Justice (35-44.1-2-2)	-	1	-	3
				Oper Veh Aft Life Susp (9-30-10-17)	1	4	9	91
				Operating Veh while Intoxicated (9-30-5-2)	-	1	1	2
				Operating Vehicle Intox-Prior (9-30-5-3)	-	-	-	4
				Operating Vehicle Intoxicated-Contrlld Sub (9-30-5-1)	-	-	-	1
				Operating Vehicle Intoxicated/Death (9-30-5-5)	-	-	-	2
				Operating Vehicle Intoxicated/Injury (9-30-5-4)	-	1	5	13
				Possession - Destruct Device (35-47.5-5-2)	-	-	-	2
				Possession of Cocaine or Narcotic Drug 35-48-4-6	1	5	10	41
				Possession of Syringes or Needles (16-42-19-18)	-	1	1	1
				Possession/Use of Legend Drug (16-42-19-13)	-	-	-	1
				Promoting Prostitution (35-45-4-4)	-	-	-	1
				Reckless Homicide (35-42-1-5)	-	-	5	9
				Resisting Law Enforcement (35-44.1-3-1)	-	1	1	6
				Robbery (35-42-5-1)	-	9	13	78
				Sexual Misconduct with Service Provider (35.44.1-3-10)	-	1	-	2
				Sexual Misconduct with a Minor (35-42-4-9)	-	1	-	29
				Stalking (35-45-10-5)	-	3	-	18
				Strangulation (35-42-2-9)	-	1	-	6
				Synthetic ID Deception (35-43-5-3.8)	-	-	-	1
				Theft, Receiving Stolen Property (35-43-4-2)	-	1	5	37
		Trafficking with an Inmate (35-44.1-3-5)	-	1	2	9		
		Vicarious Sexual Gratification	-	-	-	1		
Level 5 Felony Total			20	186	256	1759		

Felony Level	Primary Offense	Secondary Offense	Oct-21		This Calendar Year		
			SEX		SEX		
			F	M	F	M	
Level 6 Felony	Aiding in Manufacture of Sch II Cont Subst (35-48-4-2)		-	-	1	-	
	Assisting a Criminal (35-44.1-2-5)		-	-	-	2	
	Attempt to Commit a Felony (35-41-5-1)	Attempted/Obstruction of Justice (35-41-5-1)	-	-	-	1	
	Auto Theft, Receiving Stolen Parts (35-43-4-2.5)		-	3	2	12	
	Battery 35-42-2-1		-	3	3	18	
	Check Deception (35-43-5-5)		-	1	-	2	
	Controlled Substance Registration (35-48-4-14)		-	-	1	-	
	Criminal Confinement (35-42-3-3)		-	1	-	6	
	Criminal Confinement (35-42-3-3)		-	3	1	36	
	Criminal Mischief (35-43-1-2)		-	-	-	1	
	Criminal Recklessness (35-42-2-2)		-	-	-	7	
	Dealing Fake Controlled Substances (35-48-4-4.6)		-	-	-	1	
	Dealing Marijuana, Hash Oil, or Hashish (35-48-4-10)		-	-	-	2	
	Dealing Sched I, II, or III Cntrlrd Sub (35-48-4-2(A))		-	1	-	1	
	Dealing/Poss. Look-Alike Subs (35-48-4-11.5)		-	-	-	1	
	Dissemination of Matter Harmful to Minor (35-49-3-3)		-	-	-	1	
	Escape 35-44.1-3-4		1	7	12	38	
	Fail to Reg Sex Off (11-8-8-17)		-	1	-	10	
	Failure to Appear (35-44.1-2-9)		-	-	-	3	
	Forgery, Counterfeiting, Application Fraud (35-43-5-2)		-	1	3	11	
	Habitual Veh Subst Offender Enhance (9-30-15.5-2)		-	-	1	1	
	Identity Deception (35-43-5-3.5)		-	1	3	4	
	Insurance Fraud (35-43-5-4.5)		-	-	1	3	
	Intimidation (35-45-2-1)		-	-	1	12	
	Invasion of Privacy (35-46-1-15.1)		-	1	-	12	
	Maintain Common Nuisance (35-45-2-1(c))		-	-	2	2	
	Neglect of a Dependent/Death (35-46-1-4)		1	1	3	4	
	Non-Support of Dependent Child (35-46-1-5)		-	-	1	-	
	Obstruction of Justice (35-44.1-2-2)		-	1	-	4	
	Oper Vehicle-Intox-Prev Conv (9-30-5-3)		-	2	2	7	
	Operating Vehicle Intoxicated-Contrlrd Sub (9-30-5-1)		1	1	1	10	
	Operating Vehicle Intoxicated-Endanger (9-30-5-2)		-	5	5	30	
			Habitual Offender Controlled Substance (35-50-2-10)	-	-	-	2
	Operating Vehicle Intoxicated/Injury (9-30-5-4)		-	-	1	-	
	Operating Vehicle-Habitual Violation (9-30-10-16)		-	2	3	16	
	Pointing a Firearm (35-47-4-3)		-	-	-	1	
	Poss Precursors (35-48-4-14.5)		-	-	-	1	
	Possession Sched IV Contrlrd Sub w/in 1,000 ft (35-48-4-7)		-	-	-	2	
	Possession of Child Pornography (35-42-4-4(C))		-	-	-	1	
	Possession of Cocaine or Narcotic Drug (35-48-4-6)		2	2	7	32	
	Possession of Marijuana (35-48-4-11)		-	-	-	2	
	Possession of Meth(35-48-4-6.1)		6	17	39	99	
	Possession of Syringes or Needles (16-42-19-18)		1	2	8	31	
	Possession or Use of Legend Drug (16-42-19-13)		1	-	4	4	
	Residential Entry (35-43-2-1.5)		-	1	2	13	
	Resisting Law Enforc (35-44.1-3-1)		1	3	3	15	
	Sex Offender without Identification (11-8-8-15)		-	-	1	-	
	Sexual Battery (35-42-4-8)		-	1	-	3	
	Stalking (35-45-10-5)		-	-	1	1	
	Strangulation (35-42-2-9)		-	-	-	13	
	Synthetic ID Deception (35-43-5-3.8)		-	-	1	-	
	Theft, Receiving Stolen Property (35-43-4-2)		1	2	17	54	
	Level 6 Felony Total			15	63	130	532

Felony Level	Primary Offense	Secondary Offense	Oct-21		This Calendar Year	
			SEX		SEX	
			F	M	F	M
HO	Habitual Offender (35-50-2-8)		-	-	-	3
	Habitual Offender Controlled Substance (35-50-2-10)		-	-	-	1
HO Total			0	0	0	4

Felony Level	Primary Offense	Secondary Offense	Oct-21		This Calendar Year	
			SEX		SEX	
			F	M	F	M
Murder	Murder (35-42-1-1)		1	13	10	80
Murder Total			1	13	10	80

Grand Total			Oct-21		This Calendar Year	
			SEX		SEX	
			F	M	F	M
			70	479	734	4412

Note: Offense data may not be available for all offenders at the time this table was prepared.
Only new commitments and probation violations are reported on this table.
Parole and Community Transition Program violators are excluded on this table.
Source: SAS - all.citations_mso.pgm

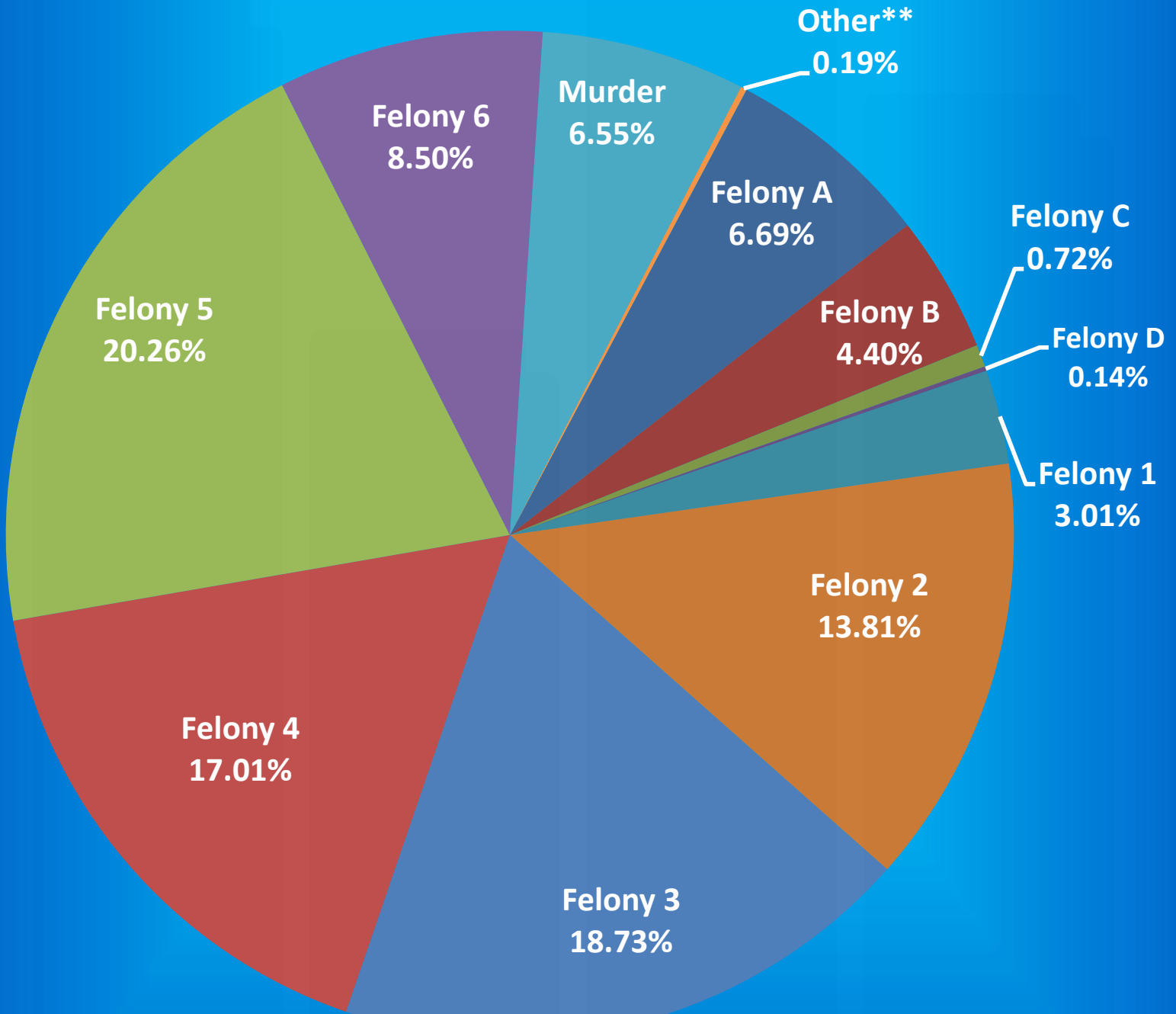
Indiana Department of Correction

Graph A

Female Population by Most Serious Offense Felony Level*

November 01, 2021

N = 2,148



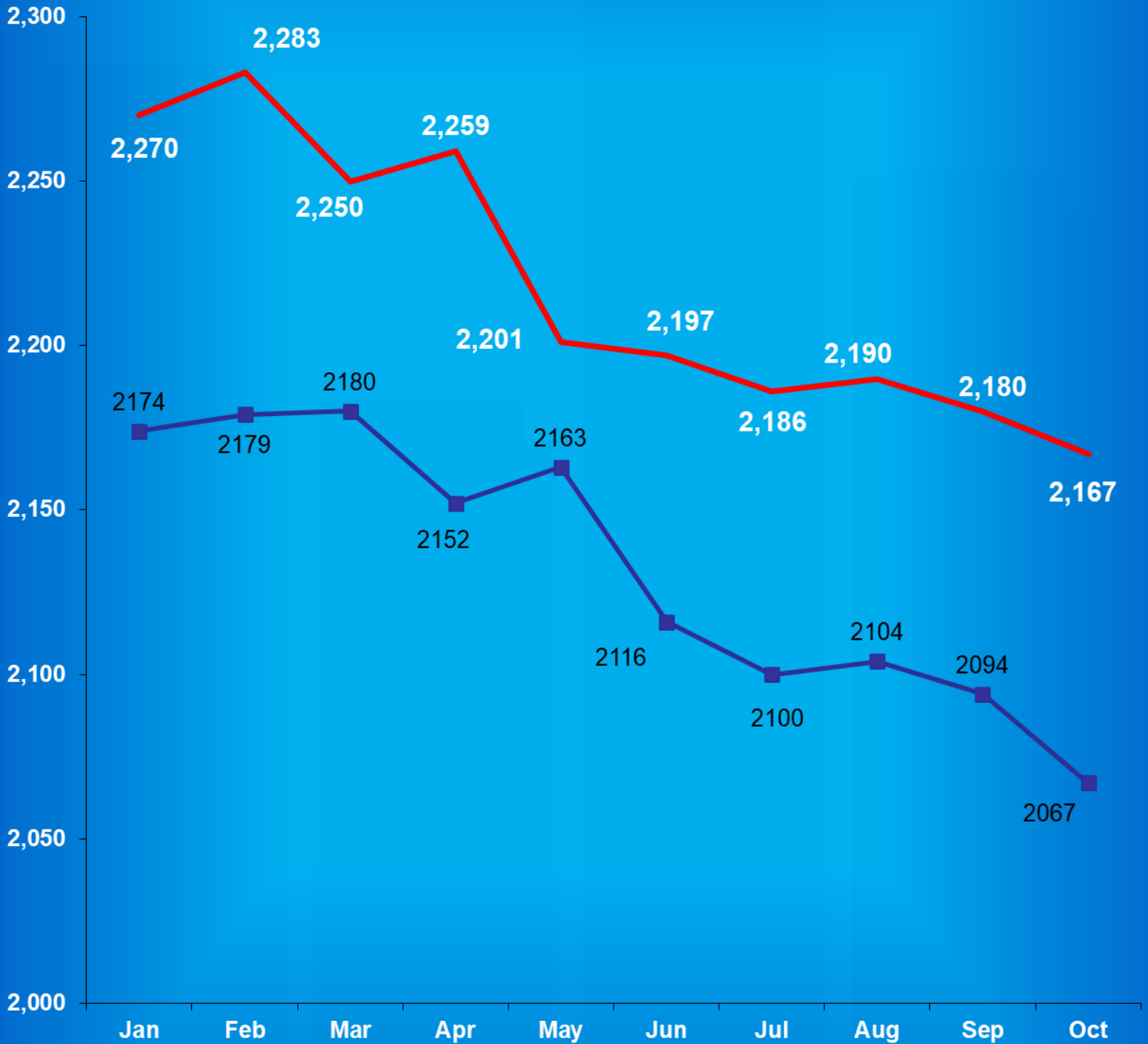
• Includes Offenders Held in County Jails and Contracted Beds

** Other includes Safekeepers, Predispositions, Habitual Offenders, Misdemeanants, and Unknowns

Indiana Department of Correction

Graph B

Average Daily Adult Female Offender Populations Calendar Year 2021



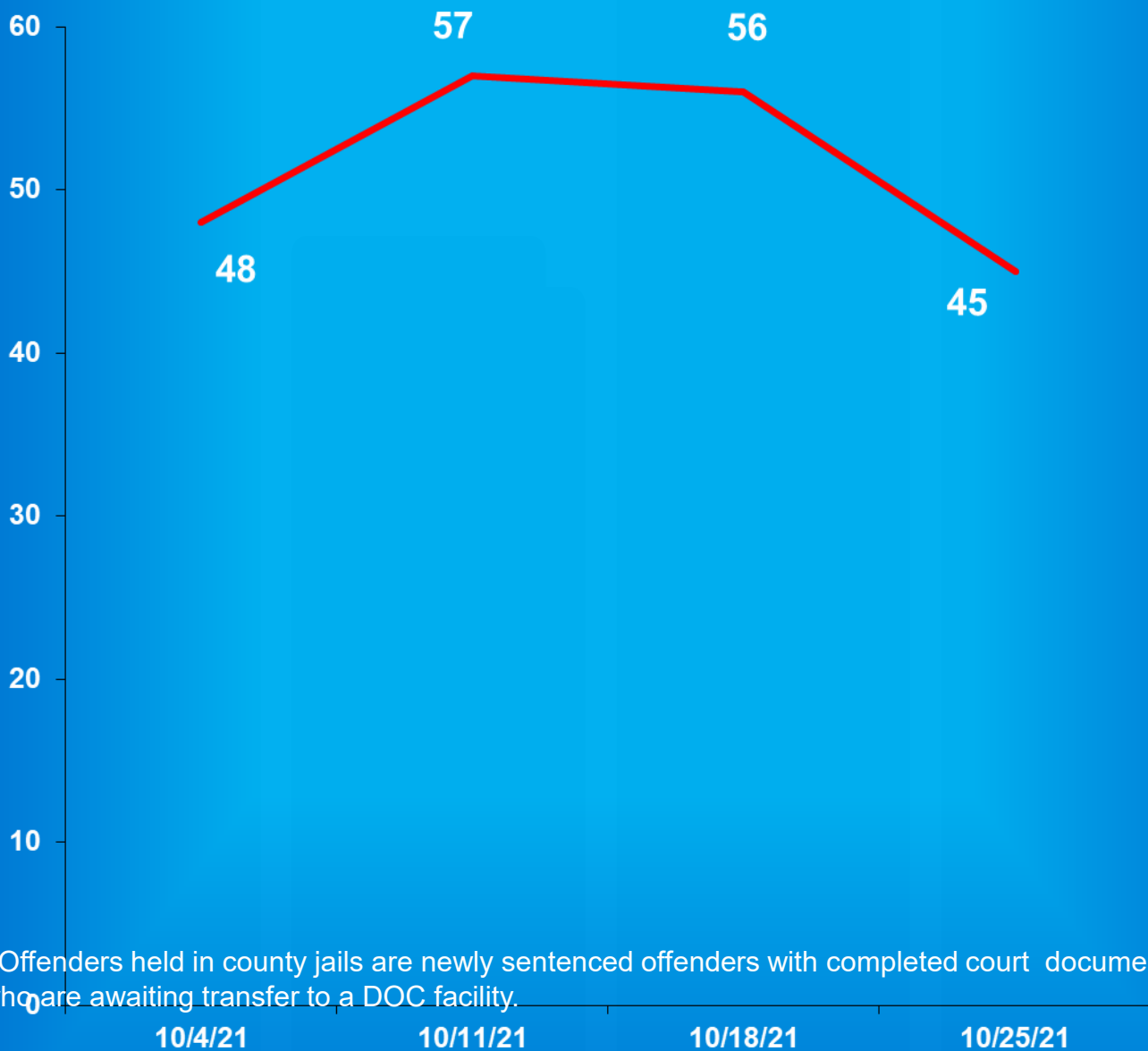
— Includes County Jail/Contract Beds — Excludes County Jail/Contract Beds

Indiana Department of Correction

Graph C

Adult Females Held in County Jails

October 2021



- Offenders held in county jails are newly sentenced offenders with completed court documents who are awaiting transfer to a DOC facility.

- Jail counts are a dynamic number that are affected by a variety of factors, including; sentencing trends, available DOC beds, and intake process completion.

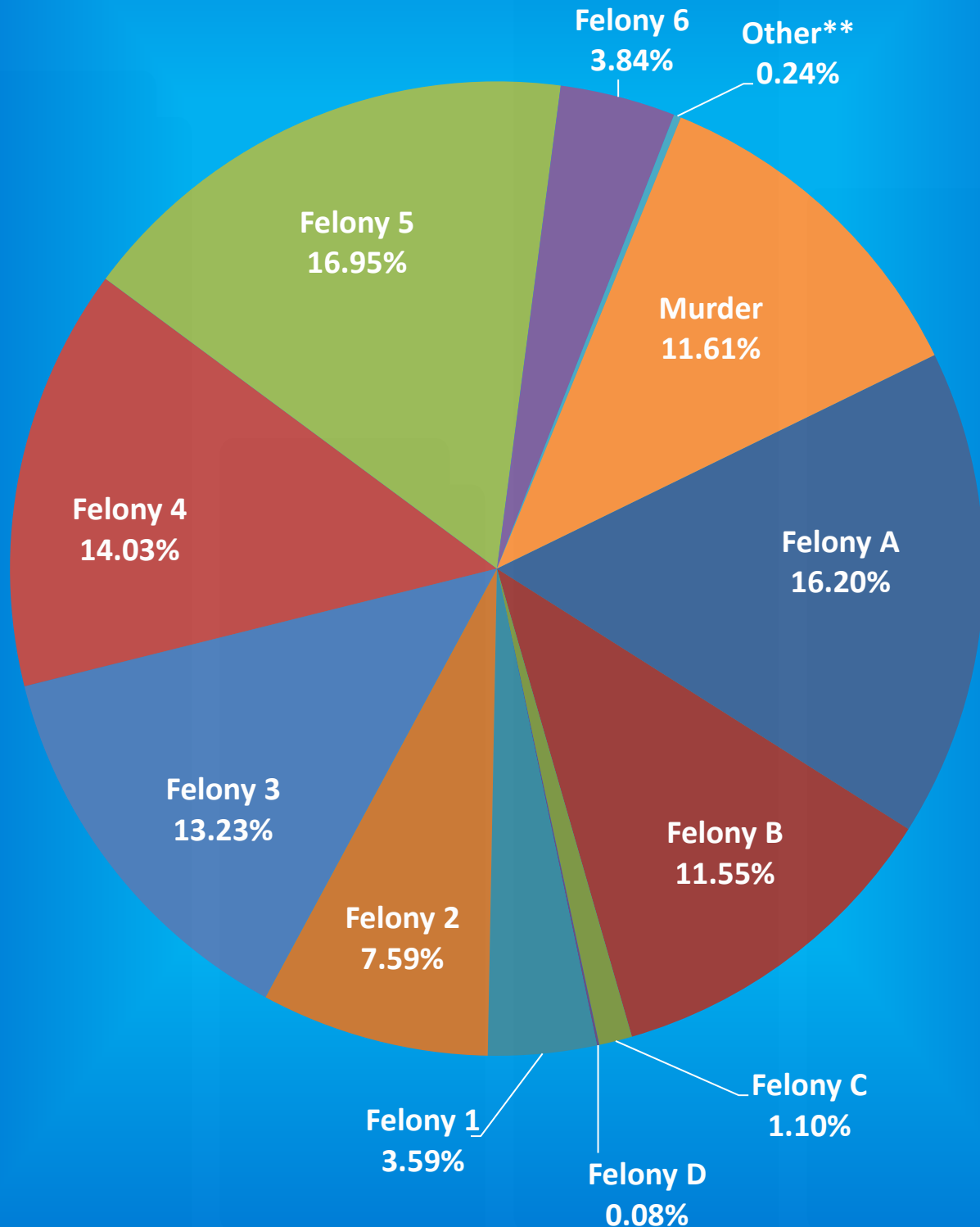
Indiana Department of Correction

Graph D

Male Population by Most Serious Offense Felony Level*

November 01, 2021.

N = 21,774



• Includes Offenders Held in County Jails and Contracted Beds

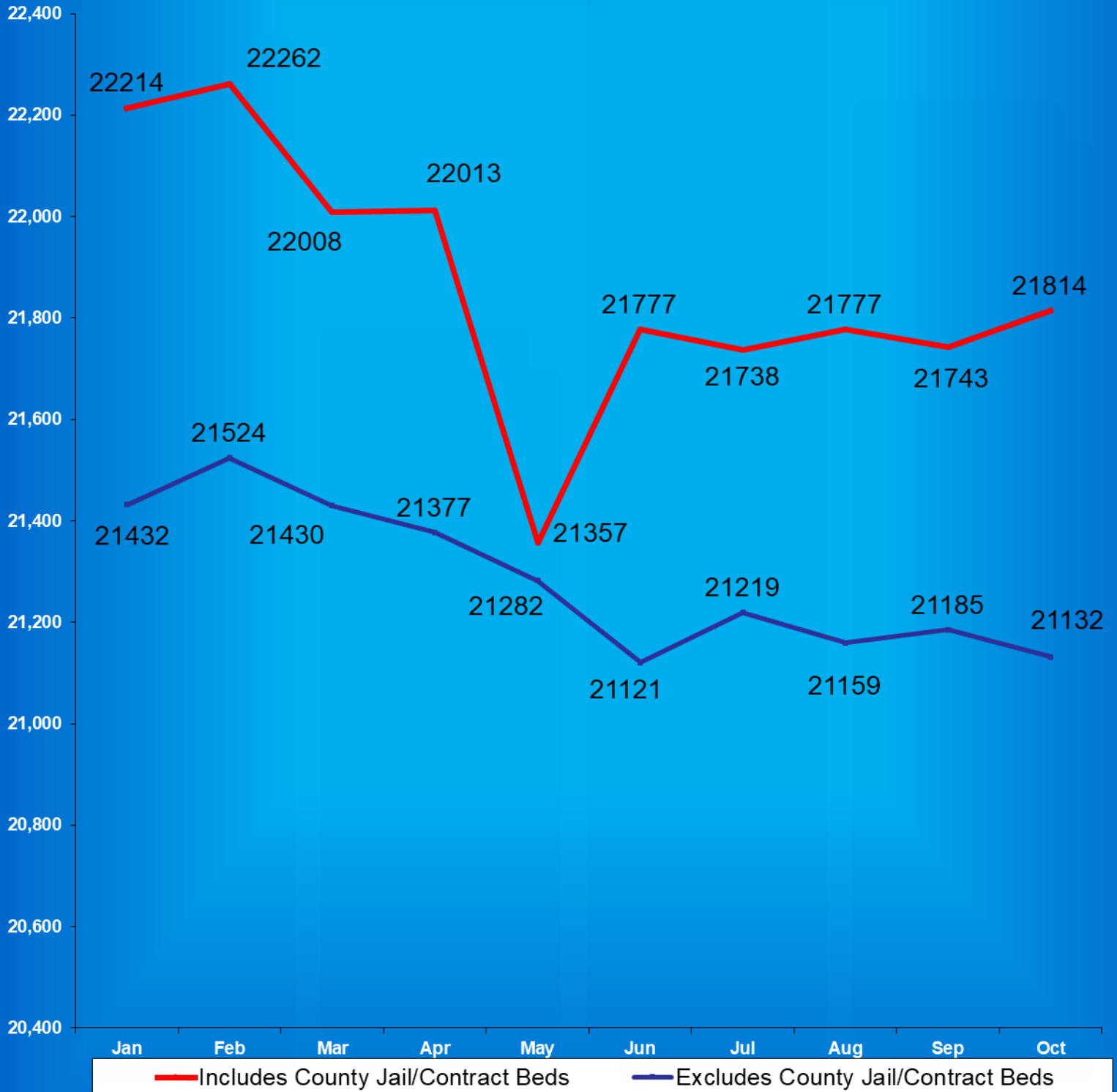
** Other includes Safekeepers, Predispositions, Habitual Offenders, Misdemeanants, and Unknowns

Indiana Department of Correction

Graph E

Average Daily Adult Male Offender Populations

Calendar Year 2021



Indiana Department of Correction

Graph F

Adult Males Held in County Jails

October 2021



- Offenders held in county jails are newly sentenced offenders with completed court documents who are awaiting transfer to a DOC facility.

- Jail counts are a dynamic number that are affected by a variety of factors, including; sentencing trends, available DOC beds, and intake process completion.



Juvenile Offender Statistics



Indiana Department Of Correction
Table 13
Monthly Facility Admissions and Releases

Juvenile Offenders
October 2021

Admissions of All Juvenile Males

New Commitment	Re-Commitment	Parolee Return	Return From Escape	Diagnostics/Walk-Thrus
8	2	2	0	3

Releases of All Juvenile Males

Discharge	Parole	Escape	Diagnostics/Walk-Thrus
14	8	0	5

Admissions of All Juvenile Females

New Commitment	Re-Commitment	Parolee Return	Return From Escape	Diagnostics/Walk-Thrus
2	0	0	0	1

Releases of All Juvenile Females

Discharge	Parole	Escape	Diagnostics/Walk-Thrus
2	0	0	1

Sources:

SAS - mnthadm4_pgm_tbl13.pgm

SAS - mnthext4_pgm_tbl13.pgm

Indiana Department of Correction

Table 14

New Admissions by County of Commitment - Juveniles

October 2021

County	Admission Type			County	Admission Type		
	New Commits	Re Commits	Total		New Commits	Re Commits	Total
Adams	0	0	0	Madison	2	0	2
Allen	0	0	0	Marion	0	0	0
Bartholomew	0	0	0	Marshall	0	0	0
Benton	0	0	0	Martin	0	0	0
Blackford	0	0	0	Miami	0	0	0
Boone	0	0	0	Monroe	0	0	1
Brown	0	0	0	Montgomery	0	0	0
Carroll	0	1	1	Morgan	0	0	0
Cass	0	0	0	Newton	0	0	0
Clark	0	0	0	Noble	1	0	1
Clay	0	0	0	Ohio	0	0	0
Clinton	1	0	1	Orange	0	0	0
Crawford	0	0	0	Owen	0	0	0
Daviess	0	0	0	Parke	0	0	0
Dearborn	0	0	0	Perry	0	0	0
Decatur	0	0	0	Pike	0	0	0
DeKalb	0	0	0	Porter	0	0	0
Delaware	0	0	0	Posey	0	0	0
Dubois	0	0	0	Pulaski	0	0	0
Elkhart	1	0	1	Putnam	0	0	0
Fayette	0	0	0	Randolph	0	0	0
Floyd	0	0	0	Ripley	0	0	0
Fountain	0	0	0	Rush	0	0	0
Franklin	0	0	0	St. Joseph	0	1	1
Fulton	0	0	0	Scott	0	0	0
Gibson	0	0	0	Shelby	1	0	1
Grant	0	0	0	Spencer	1	0	1
Greene	0	0	0	Starke	0	0	0
Hamilton	0	0	0	Steuben	0	0	0
Hancock	0	0	0	Sullivan	0	0	0
Harrison	0	0	0	Switzerland	0	0	0
Hendricks	0	0	0	Tippecanoe	0	0	0
Henry	0	0	0	Tipton	0	0	0
Howard	0	0	0	Union	0	0	0
Huntington	0	0	0	Vanderburgh	0	0	0
Jackson	0	0	0	Vermillion	0	0	0
Jasper	0	0	0	Vigo	0	0	0
Jay	1	0	1	Wabash	0	0	0
Jefferson	0	0	0	Warren	0	0	0
Jennings	1	0	1	Warrick	0	0	0
Johnson	0	0	0	Washington	0	0	0
Knox	1	0	1	Wayne	0	0	0
Kosciusko	0	0	0	Wells	0	0	0
LaGrange	0	0	0	White	0	0	0
Lake	0	0	0	Whitley	0	0	0
LaPorte	0	0	0	Unknown	0	1	1
Lawrence	0	0	0	Totals	10	2	14

This data is based on most serious offense and excludes parole violations. This includes two (2) safekeepers classified in this report as Unknown.

Source: Mnthadm4_pgm_tbl14.pgm

Indiana Department of Correction

Table 15

Monthly Releases by County of Commitment - Juveniles

October 2021

County	Release Type			County	Release Type		
	Discharge	Parole	Total		Discharge	Parole	Total
Adams	0	0	0	Madison	0	0	0
Allen	3	2	5	Marion	1	0	1
Bartholomew	0	0	0	Marshall	0	0	0
Benton	0	0	0	Martin	0	0	0
Blackford	0	0	0	Miami	0	0	0
Boone	0	0	0	Monroe	1	0	1
Brown	0	0	0	Montgomery	0	0	0
Carroll	0	0	0	Morgan	0	0	0
Cass	0	0	0	Newton	0	0	0
Clark	0	0	0	Noble	0	0	0
Clay	0	0	0	Ohio	0	0	0
Clinton	0	1	1	Orange	0	0	0
Crawford	0	0	0	Owen	0	0	0
Daviess	0	0	0	Parke	0	0	0
Dearborn	0	0	0	Perry	0	0	0
Decatur	0	0	0	Pike	0	0	0
DeKalb	0	0	0	Porter	0	0	0
Delaware	0	0	0	Posey	0	0	0
Dubois	0	0	0	Pulaski	0	0	0
Elkhart	3	1	4	Putnam	0	0	0
Fayette	0	0	0	Randolph	0	0	0
Floyd	0	0	0	Ripley	0	0	0
Fountain	0	0	0	Rush	0	0	0
Franklin	0	0	0	St. Joseph	0	0	0
Fulton	0	0	0	Scott	0	0	0
Gibson	0	0	0	Shelby	0	0	0
Grant	0	1	1	Spencer	0	0	0
Greene	0	0	0	Starke	0	0	0
Hamilton	1	0	1	Steuben	0	0	0
Hancock	0	0	0	Sullivan	0	0	0
Harrison	0	0	0	Switzerland	0	1	1
Hendricks	0	0	0	Tippecanoe	0	1	1
Henry	1	0	1	Tipton	0	0	0
Howard	0	0	0	Union	0	0	0
Huntington	0	0	0	Vanderburgh	1	0	1
Jackson	0	0	0	Vermillion	0	0	0
Jasper	0	0	0	Vigo	0	0	0
Jay	1	0	1	Wabash	0	0	0
Jefferson	0	0	0	Warren	0	0	0
Jennings	0	0	0	Warrick	0	0	0
Johnson	0	0	0	Washington	0	0	0
Knox	1	1	2	Wayne	0	0	0
Kosciusko	0	0	0	Wells	0	0	0
LaGrange	0	0	0	White	0	0	0
Lake	2	0	2	Whitley	0	0	0
LaPorte	0	0	0	Unknown	0	0	0
Lawrence	1	0	1	Totals	16	8	24

Some discharges may be releases to County Probation - data is unable to be separated.

Diagnostics and Escapes are excluded.

Source: Mnthext4_pgm_tbl15.pgm

Indiana Department of Correction
Table 16
Total Number of Committing Offenses for Juveniles
Committed to the Indiana Department of Correction

October 2021

OFFENSE (Citation Code)	NUMBER OF OFFENSES			
	This Month		This Calendar Year	
LEVEL I	Female	Male	Female	Male
Aggravated Battery (35-42-2-1.5)	0	0	0	2
Arson (35-43-1-1)	0	0	0	1
Battery (35-42-2-1)	0	0	2	11
Battery by Bodily Waste (35-42-2-6)	0	0	0	6
Burglary (35-43-2-1)	0	0	0	16
Carjacking (35-42-5-2)	0	0	0	0
Carrying Handgun w/o License (35-47-2-1)	0	0	0	27
Changing, Altering, Removing, Obliterating ID of Handgun (35-47-2-18)	0	0	0	0
Child Exploitation (35-42-4-4)	0	0	1	5
Child Molesting (35-42-4-3)	0	0	0	13
Child Seduction (35-42-4-7)	0	0	0	0
Child Selling (35-46-1-4)	0	0	0	0
Child Solicitation (35-42-4-6)	0	0	0	0
Child in Possession of Handgun (35-47-10-5)	0	0	0	2
Consumer Product Tampering (35-45-8-3)	0	0	0	0
Criminal Confinement (35-42-3-3)	0	0	0	1
Criminal Deviate Conduct (35-42-4-2)	0	0	0	0
Criminal Gang Intimidation (35-45-9-4)	0	0	0	0
Criminal Gang Recruitment	0	0	0	0
Criminal Recklessness (35-42-2-2)	0	0	0	15
Dangerous Possession of a Firearm (35-47-10-5)	0	0	0	21
Dealing in a Sawed-Off Shotgun (35-47-5-4.1)	0	0	0	0
Distribution of a Destructive Device (IC 35-47.5-5-5)	0	0	0	0
Domestic Battery (35-42-2-1.3)	0	0	1	15
Driving While Intoxicated Resulting in Death (9-30-5-5)	0	0	0	0
False Application for Handgun (35-47-2-8)	0	0	0	0
False, Altering Handgun License (35-47-2-22)	0	0	0	0
Feticide (35-42-1-6)	0	0	0	0
Handgun, False ID (35-47-2-17)	0	0	0	0
Incest (35-46-1-3)	0	0	0	0
Interference with Custody (35-42-3-4)	0	0	0	0
Intimidation (35-45-2-1)	0	0	0	0
Involuntary Manslaughter (35-42-1-4)	0	0	0	0
Kidnapping (35-42-3-2)	0	0	0	0
Murder (35-42-1-1)	0	0	0	1
Neglect of a Dependent (35-46-1-4)	0	0	0	0
Operation of a Machine Gun/Hurling a Bomb (35-47-5-9)	0	0	0	0
Overpass Mischief (35-42-2-5)	0	0	0	0
Pointing a Firearm (35-47-4-3)	0	0	0	3
Possession of Firearm on School Property (35-47-9-2)	0	0	0	0
Possession of a Machine Gun or Bomb (35-47-5-9)	0	0	0	0
Rape (35-42-4-1)	0	0	0	1
Reckless Homicide (35-42-1-5)	0	0	0	2
Resisting Law Enforcement (35-44-3-3)	0	0	0	0
Robbery (35-42-5-1)	0	0	1	25
Sell, Manufacture, Possess, Purchase Explosive (35-47-5-1)	0	0	0	0
Sell, Transfer, HIV Blood (35-42-1-7)	0	0	0	0
Selling, Transferring, Giving Handgun to Under 18 (35-47-2-7)	0	0	0	0
Sexual Battery (35-42-4-8)	0	0	0	1
Sexual Misconduct (35-44-1-5)	0	0	0	0
Sexual Misconduct with a Minor (35-42-4-9)	0	0	0	0
Stalking (35-45-10-5)	0	0	0	0
Strangulation (35-42-2-9)	0	0	0	1
Unlawful Delivery of Confiscated Firearm (35-47-3-4)	0	0	0	0
Unlawful Use of Body Armor (35-47-5-13)	0	0	0	0
Unlawful Use of Stun Gun (35-47-8-5)	0	0	0	0
Vicarious Sexual Gratification (35-42-4-5)	0	0	0	0
Voluntary Manslaughter (35-42-1-3)	0	0	0	0
Sub-Total	0	0	0	5
				169

LEVEL II

Assisting a Criminal (35-44-3-2)	0	0	0	1
Chinese Throwing Star (35-47-5-12)	0	0	0	0
Criminal Gang Activity (35-45-9-3)	0	0	0	0
Criminal Recklessness (35-42-2-2)	0	0	0	0
Dealing Anabolic Steroid (16-42-19-27)	0	0	0	0
Dealing Methamphetamine (35-48-4-1.1)	0	0	0	0
Dealing in Cocaine or Narcotic Drug (35-48-4-1)	0	0	0	0
Dealing in Marijuana, Hash Oil, or Hashish (35-48-4-10)	0	0	0	2
Dealing in a Schedule I, II, or III Controlled Substance (35-48-4-2)	0	0	1	0
Dealing in a Schedule IV Controlled Substance (35-48-4-3)	0	0	1	0
Dealing in a Schedule V Controlled Substance (35-48-4-4)	0	0	0	0
Dealing in a Substance Represented to be a Controlled Substance (35-48-4-4.5)	0	0	0	0
Delivery of Weapon to Intoxicated Person (35-47-4-1)	0	0	0	0
Disarming Law Enforcement Officer (35-44.1-3-2)	0	0	0	2
Escape/Failure to Return to Lawful Detention (35-44-3-5)	0	0	2	9
Inmate w/ Deadly Weapon (35-44.1-3-7)	0	0	0	0
Interference with Custody (35-42-3-4)	0	0	0	0
Intimidation (35-45-2-1)	0	0	1	18
Knife with Automatic Blade (35-47-5-2)	0	0	0	0
Loan Sharking (35-45-7-2)	0	0	0	0
Maintaining a Common Nuisance (35-48-4-13)	0	0	0	0
Making loan secured by mortgage, deposit or pledge of handgun (35-47-4-2)	0	0	0	0
Manufacture, Distribution, Possession of a Substance Represented to be a Controlled Substance (35-48-4-4)	0	0	0	0
Neglect of a Dependent (35-46-1-4)	0	0	0	0
Poss Precursors w/ Intent to Manufacture Etc. (35-48-4-14.5)	0	0	0	0
Possession of a Controlled Substance (35-48-4-7)	0	0	1	0
Possession of a Knife on School Property (35-47-5-2.5)	0	0	0	1
Promoting Prostitution (35-45-4-4)	0	0	0	0
Purchase, Possession or Sale of Stun Gun (35-47-8-5)	0	0	0	0
Resisting Law Enforcement (35-44-3-3)	0	0	0	9
Rioting with a Deadly Weapon (35-45-1-2)	0	0	0	0
Sale, Possession, Use of Legend Drug (16-42-19-27)	0	0	0	0
Sexual Misconduct with a Minor (35-42-4-9)	0	0	0	0
Stalking (35-45-10-5)	0	0	0	0
Trafficking with an Inmate (35-44-3-9)	0	0	0	0
Use of Stun Gun in Commission of a Crime (35-47-8-5)	0	0	0	0
Sub-Total	0	0	6	42

LEVEL III

Accident /Failure to Stop (9-26-1-8)	0	0	0	0
Accident, Property Damage with Injury (9-26-1-8)	0	0	0	0
Altering or Damaging Computer (35-43-1-4)	0	0	0	0
Auto Theft, Receiving Stolen Parts (35-43-4-2.5)	0	0	2	18
Battery (35-42-2-1)	0	0	5	21
Battery by Bodily Waste (35-42-2-6)	0	0	0	0
Bestiality	0	0	0	0
Bribery (35-44-1-1)	0	0	0	0

LEVEL III (cont'd)	NUMBER OF OFFENSES			
	This Month		This Calendar Year	
	Female	Male	Female	Male
Burglary (35-43-2-1)	0	0	0	0
Check Deception (35-43-5-5)	0	0	0	0
Check Fraud (35-43-5-12)	0	0	0	0
Child Exploitation (35-42-4-4)	0	0	0	0
Controlled Substance Registration (35-48-4-14)	0	0	0	0
Conversion (35-43-4-3)	0	0	1	9
Criminal Mischief (35-43-1-2)	0	0	1	27
Criminal Recklessness (35-42-2-2)	0	0	0	1
Criminal Trespass (35-43-2-2)	0	0	1	5
Dealing in Altered Property (35-43-4-2.3)	0	0	0	0
Dealing in Marijuana, Hash Oil, or Hashish (35-48-4-10)	0	0	0	0
Dealing in Paraphernalia (35-48-4-8.5)	0	0	0	0
Dealing in a Schedule IV Controlled Substance (35-48-4-3)	0	0	0	0
Distribution of Material Harmful to Minor (35-49-3-3)	0	0	0	0
Escape/Failure to Return to Lawful Detention (35-44-3-5)	0	0	4	17
Failure to Appear (35-44-3-6)	0	0	0	0
False Reporting (35-44-2-2)	0	0	0	0
Forgery (35-43-5-2)	0	0	0	0
Fraud (35-43-5-4)	0	0	0	2
Fraud on Financial Institution (35-45-5-8)	0	0	0	0
Home Improvement Fraud (35-43-6-13)	0	0	0	0
Identity Deception (35-43-5-3.5)	0	0	0	0
Interference with Custody (35-42-3-4)	0	0	0	0
Interference with Reporting Crime (35-42-2-5)	0	0	0	0
Invasion of Privacy (35-46-1-15.1)	0	0	0	1
Kill Domestic Animal	0	0	0	0
Manufacture of Paraphernalia (35-48-4-8.1)	0	0	0	0
Nonsupport of Child (35-46-1-5)	0	0	0	0
Nonsupport of Spouse (35-46-1-6)	0	0	0	0
Obscene Performance (35-49-3-1)	0	0	0	0
Obstructing Fireman (35-44-3-8)	0	0	0	0
Obstructing Traffic (35-42-2-4)	0	0	0	0
Obstruction of Justice (35-44-3-4)	0	0	1	0
Operating Vehicle After Lifetime Forfeiture (9-30-10-17)	0	0	0	0
Operating Vehicle While Intoxicated (9-30-5-4)	0	0	0	0
Operating Vehicle While Intoxicated with Prior (9-30-5-3)	0	0	0	0
Patronizing a Prostitute (35-45-4-3)	0	0	0	0
Perjury (35-44-2-1)	0	0	0	0
Possession of Cocaine or Narcotic Drug (35-48-4-6)	0	0	0	0
Possession of Marijuana, Hash Oil, or Hashish (35-48-4-11)	0	0	0	0
Possession of Methamphetamines (35-48-4-6.1)	0	0	2	1
Possession of Paraphernalia (35-48-4-8.3)	0	0	0	0
Possession of a Controlled Substance (35-48-4-7)	0	0	2	3
Possession of a Syringe (16-42-19-18)	0	0	2	0
Possession/Use of Legend Drug (16-42-19-13)	0	0	0	1
Professional Gambling (35-45-5-3)	0	0	0	0
Profiting from Adoption (35-46-1-9)	0	0	0	0
Promoting Professional Gambling (35-45-5-4)	0	0	0	0
Promoting Prostitution (35-45-4-4)	0	0	0	0
Prostitution (35-45-4-2)	0	0	0	0
Public Indecency (35-45-4-1)	0	0	0	3
Public Nudity (35-45-4-1.5)	0	0	0	0
Railroad Mischief (35-42-2-5.5)	0	0	0	0
Receiving Stolen Auto Parts (35-43-4-2.5)	0	0	0	0
Receiving Stolen Property (35-43-4-2)	0	0	0	0
Residential Entry (35-43-2-1.5)	0	0	1	3
Resisting Law Enforcement (35-44-3-3)	0	0	8	25
Rioting (35-45-1-2)	0	0	0	0

LEVEL III (cont'd)	NUMBER OF OFFENSES			
	This Month		This Calendar Year	
	Female	Male	Female	Male
Sale, Possession, Use of Legend Drug (16-42-19-27)	0	0	0	0
Selling, Distributing, Exhibiting Obscene Material (35-49-3-1)	0	0	0	0
Stalking (35-45-10-5)	0	0	0	0
Synthetic Drug (35-48-4-11.5)	0	0	0	0
Theft (35-43-4-2)	0	0	5	39
Torture or Mutilation of Animal (35-46-3-12)	0	0	0	0
Trafficking with an Inmate (35-44-3-9)	0	0	0	0
Unauthorized Possession of Prescription Form (35-48-4-14)	0	0	0	0
Unlawful Entry of Motor Vehicle (35-43-4-2.7)	0	0	0	1
Voyeurism (35-45-4-5)	0	0	0	0
Welfare Fraud (35-43-5-7)	0	0	0	0
Sub-Total	0	0	35	177

LEVEL IV

Absence From Home Detention (35-38-2.5-10)	0	0	0	1
Accident/Failure to Stop (9-26-1-8)	0	0	0	2
Alcohol Violation (31-37-2-6)	0	0	0	1
Animal Cruelty (35-46-3-12)	0	0	0	0
Assisting a Criminal (35-44-3-2)	0	0	0	0
Beats Vertebrate Animal (35-46-3-12)	0	0	0	0
Check Deception (35-43-5-5)	0	0	0	0
Common Nuisance (35-48-4-13)	0	0	0	1
Computer Trespassing (35-43-2-3)	0	0	0	0
Counterfeiting Auto Registration (9-18-2-42)	0	0	0	0
Counterfeiting a Driver's License (9-24-18-7)	0	0	0	0
Curfew Violation (31-37-2-5)	0	0	0	0
Deception (35-43-5-3)	0	0	0	0
Deer Outside Hours (14-22-6-1)	0	0	0	0
Deer w/ Illegal Device (14-22-6-1)	0	0	0	0
Disorderly Conduct (35-45-1-3)	0	0	2	10
Dissemination of Material Harmful to Minor (35-49-3-3)	0	0	0	0
Driving While Intoxicated (9-11-2-3)	0	0	0	0
Driving with Suspended License (9-24-19-2)	0	0	0	0
Exploitation of Dependent/Endangered Adult (35-46-1-12)	0	0	0	0
Failure to Appear (35-44-3-6)	0	0	0	0
Failure to Disclose Recruitment (35-46-4-4)	0	0	0	0
Failure to Respond to Summons (35-44-3-6.5)	0	0	0	0
False Auto Registration (9-18-2-44)	0	0	0	0
False Identity Statement (35-44-2-6)	0	0	0	1
False Informing (35-44-2-2)	0	0	4	4
Flag Desecration (35-45-1-4)	0	0	0	0
Glue Sniffing (35-46-6-2)	0	0	0	0
Habitual Disobedience of Parent, Guardian, or Custodian (Incorrigible) (31-37-2-4)	0	0	0	1
Harassment (35-45-2-2)	0	0	0	0
Home Improvement Fraud (35-43-6-12)	0	0	0	0
Illegal Consumption of Alcohol (7.1-5-7-7)	0	0	0	1
Illegal Possession of Alcohol (7.1-5-7-7)	0	0	1	2
Impairment of ID Number (35-43-7-4)	0	0	0	0
Interference with Custody (35-42-3-4)	0	0	0	0
Interfering with Law Enforcement Animal (35-46-3-11)	0	0	0	0
Invasion of Privacy (35-46-1-15.1)	0	0	0	0
Leaving Home w/o Permission of Parent, Guardian or Custodian (Runaway) (31-37-2-2)	0	0	5	8
Leaving Scene of Accident (9-26-1-1.1)	0	0	0	0
Maintaining a Common Nuisance (35-48-4-13)	0	0	0	0
Nitrous Oxide Distribution (35-46-6-3)	0	0	0	0
Obscene Performance (35-49-3-1)	0	0	0	0
Obstructing Medical Emergency (35-44-3-8.5)	0	0	0	0
Obstructing Traffic (35-42-2-4)	0	0	0	0
Official Misconduct (35-44.1-1-1)	0	0	0	0

LEVEL IV (cont'd)	NUMBER OF OFFENSES			
	This Month		This Calendar Year	
	Female	Male	Female	Male
Operating Vehicle While Intoxicated (9-30-5-2)	0	0	0	0
Operating Vehicle While Intoxicated/Cntrl'd Sub (9-30-5-1)	0	0	0	0
Operating Vehicle w/o License (9-24-18-1)	0	0	0	4
Operating Vehicle w/o Proof of Financial (9-25-8-2)	0	0	0	0
Operating Vehicle w/o Registration/Plates (9-18-2-43)	0	0	0	0
Possession of Device/Interfere Test (35-43-5-18)	0	0	0	0
Possession of Marijuana, Hash Oil, or Hashish (35-48-4-11)	0	0	6	14
Possession of Paraphernalia (35-48-4-8.3)	0	0	3	5
Possession of Substance Represented to be a Controlled Substance (35-48-4-4.6)	0	0	0	0
Possession, Purchase, Accepting Tobacco (35-46-1-10.5)	0	0	0	0
Probation Violation	0	0	0	98
Public Intoxication (7.1-5-1-3)	0	0	0	1
Receiving Unidentified Property (35-43-7-5)	0	0	0	0
Reckless Driving (9-21-8-52)	0	0	0	0
Refusal to Aid Officer (35-44-3-7)	0	0	0	0
Refusal to Identify Self (34-28-5-3.5)	0	0	0	0
Selling, Distributing, Exhibiting Obscene Material (35-49-3-1)	0	0	0	0
Synthetic Drug (35-48-4-11.5)	0	0	0	0
Taking Deer/Turkey (14-22-6-1)	0	0	0	0
Tattooing a Minor (35-42-2-7)	0	0	0	0
Torture, Kill, Mutilate an Animal (35-46-3-12)	0	0	0	0
Unauthorized Possession of Prescription (35-48-4-14)	0	0	0	0
Unlawful Entry of Motor Vehicle (35-43-4-2.7)	0	0	1	4
Unlawful Gambling (35-45-5-2)	0	0	0	0
Unlawful Use of Railroad Right of Way (8-3-15-3)	0	0	0	0
Vending Machine Vandalism (35-43-4-7)	0	0	0	0
Violation Home Detention	0	0	0	0
Violation Suspended Commitment to DOC	0	0	2	0
Violation of Compulsory School Attendance Law (Truancy) (31-37-2-3)	0	0	0	2
Voyeurism (35-45-4-5)	0	0	0	0
Welfare Fraud (35-45-5-7)	0	0	0	0
Sub-Total	0	0	24	160
GRAND TOTAL NUMBER OF OFFENSES	0	0	70	548

Source: SAS - mnthadm4_by_offense.pgm

Indiana Department of Correction
Table 17
Number of Juvenile Offenders by Most Serious Offense
Committed to the Indiana Department of Correction

October 2021

MOST SERIOUS OFFENSE (Citation Code)	NUMBER OF JUVENILES			
	This Month		This Calendar Year	
	Female	Male	Female	Male
LEVEL I				
Aggravated Battery (35-42-2-1.5)	0	0	0	2
Arson (35-43-1-1)	0	0	0	1
Battery (35-42-2-1)	0	1	2	5
Battery by Bodily Waste (35-42-2-6)	0	0	0	4
Burglary (35-43-2-1)	0	0	0	11
Carjacking (35-42-5-2)	0	0	0	0
Carrying Handgun w/o License (35-47-2-1)	0	0	0	14
Changing, Altering, Removing, Obliterating ID of Handgun (35-47-2-18)	0	0	0	0
Child Exploitation (35-42-4-4)	0	0	1	2
Child Molesting (35-42-4-3)	0	1	0	9
Child Seduction (35-42-4-7)	0	0	0	0
Child Selling (35-46-1-4)	0	0	0	0
Child Solicitation (35-42-4-6)	0	0	0	0
Child in Possession of Handgun (35-47-10-5)	0	0	0	0
Consumer Product Tampering (35-45-8-3)	0	0	0	0
Criminal Confinement (35-42-3-3)	0	0	0	1
Criminal Deviate Conduct (35-42-4-2)	0	0	0	0
Criminal Gang Intimidation (35-45-9-4)	0	0	0	0
Criminal Gang Recruitment	0	0	0	0
Criminal Recklessness (35-42-2-2)	0	0	0	11
Dangerous Possession of a Firearm (35-47-10-5)	0	1	0	10
Dealing in a Sawed-Off Shotgun (35-47-5-4.1)	0	0	0	0
Distribution of a Destructive Device (IC 35-47.5-5-5)	0	0	0	0
Domestic Battery (35-42-2-1.3)	0	3	1	12
Driving While Intoxicated Resulting in Death (9-30-5-5)	0	0	0	0
False Application for Handgun (35-47-2-8)	0	0	0	0
False, Altering Handgun License (35-47-2-22)	0	0	0	0
Feticide (35-42-1-6)	0	0	0	0
Handgun, False ID (35-47-2-17)	0	0	0	0
Incest (35-46-1-3)	0	0	0	0
Interference with Custody (35-42-3-4)	0	0	0	0
Intimidation (35-45-2-1)	0	0	0	0
Involuntary Manslaughter (35-42-1-4)	0	0	0	0
Kidnapping (35-42-3-2)	0	0	0	0
Murder (35-42-1-1)	0	0	0	1
Neglect of a Dependent (35-46-1-4)	0	0	0	0
Operation of a Machine Gun/Hurling a Bomb (35-47-5-9)	0	0	0	0
Overpass Mischief (35-42-2-5)	0	0	0	0
Pointing a Firearm (35-47-4-3)	0	0	0	1
Possession of Firearm on School Property (35-47-9-2)	0	0	0	0
Possession of a Machine Gun or Bomb (35-47-5-9)	0	0	0	0
Rape (35-42-4-1)	0	0	0	1
Reckless Homicide (35-42-1-5)	0	0	0	2
Resisting Law Enforcement (35-44-3-3)	0	0	0	0
Robbery (35-42-5-1)	0	0	1	19
Sell, Manufacture, Possess, Purchase Explosive (35-47-5-1)	0	0	0	0
Sell, Transfer, HIV Blood (35-42-1-7)	0	0	0	0
Selling, Transferring, Giving Handgun to Under 18 (35-47-2-7)	0	0	0	0
Sexual Battery (35-42-4-8)	0	0	0	1
Sexual Misconduct (35-44-1-5)	0	0	0	0

LEVEL I (cont'd)	NUMBER OF JUVENILES			
	This Month		This Calendar Year	
	Female	Male	Female	Male
Sexual Misconduct with a Minor (35-42-4-9)	0	0	0	0
Stalking (35-45-10-5)	0	0	0	0
Strangulation (35-42-2-9)	0	0	0	0
Unlawful Delivery of Confiscated Firearm (35-47-3-4)	0	0	0	0
Unlawful Use of Body Armor (35-47-5-13)	0	0	0	0
Unlawful Use of Stun Gun (35-47-8-5)	0	0	0	0
Vicarious Sexual Gratification (35-42-4-5)	0	0	0	0
Voluntary Manslaughter (35-42-1-3)	0	0	0	0
Sub-Total	0	6	5	107

LEVEL II

Assisting a Criminal (35-44-3-2)	0	0	0	0
Chinese Throwing Star (35-47-5-12)	0	0	0	0
Criminal Gang Activity (35-45-9-3)	0	0	0	0
Criminal Recklessness (35-42-2-2)	0	0	0	0
Dealing Anabolic Steroid (16-42-19-27)	0	0	0	0
Dealing Methamphetamine (35-48-4-1.1)	0	0	0	0
Dealing in Cocaine or Narcotic Drug (35-48-4-1)	0	0	0	0
Dealing in Marijuana, Hash Oil, or Hashish (35-48-4-10)	0	0	0	1
Dealing in a Schedule I, II, or III Controlled Substance (35-48-4-2)	1	0	1	0
Dealing in a Schedule IV Controlled Substance (35-48-4-3)	0	0	1	0
Dealing in a Schedule V Controlled Substance (35-48-4-4)	0	0	0	0
Dealing in a Substance Represented to be a Controlled Substance (35-48-4-4.5)	0	0	0	0
Delivery of Weapon to Intoxicated Person (35-47-4-1)	0	0	0	0
Disarming Law Enforcement Officer (35-44.1-3-2)	0	0	0	0
Escape/Failure to Return to Lawful Detention (35-44-3-5)	0	1	1	7
Inmate w/ Deadly Weapon (35-44.1-3-7)	0	0	0	0
Interference with Custody (35-42-3-4)	0	0	0	0
Intimidation (35-45-2-1)	0	0	1	12
Knife with Automatic Blade (35-47-5-2)	0	0	0	0
Loan Sharking (35-45-7-2)	0	0	0	0
Maintaining a Common Nuisance (35-48-4-13)	0	0	0	0
Making loan secured by mortgage, deposit or pledge of handgun (35-47-4-2)	0	0	0	0
Manufacture, Distribution, Possession of a Substance Represented to be a Controlled Substance (3	0	0	0	0
Neglect of a Dependent (35-46-1-4)	0	0	0	0
Poss precursors w/intent to manufacture etc. (35-48-4-14.5)	0	0	0	0
Possession of a Controlled Substance (35-48-4-7)	0	0	0	0
Possession of a Knife on School Property (35-47-5-2.5)	0	0	0	1
Promoting Prostitution (35-45-4-4)	0	0	0	0
Purchase, Possession or Sale of Stun Gun (35-47-8-5)	0	0	0	0
Resisting Law Enforcement (35-44-3-3)	0	0	0	4
Rioting with a Deadly Weapon (35-45-1-2)	0	0	0	0
Sale, Possession, Use of Legend Drug (16-42-19-27)	0	0	0	0
Sexual Misconduct with a Minor (35-42-4-9)	0	0	0	0
Stalking (35-45-10-5)	0	0	0	0
Trafficking with an Inmate (35-44-3-9)	0	0	0	0
Use of Stun Gun in Commission of a Crime (35-47-8-5)	0	0	0	0
Sub-Total	1	1	4	25

LEVEL III

Accident /Failure to Stop (9-26-1-8)	0	0	0	0
Accident, Property Damage with Injury (9-26-1-8)	0	0	0	0
Altering or Damaging Computer (35-43-1-4)	0	0	0	0
Auto Theft, Receiving Stolen Parts (35-43-4-2.5)	0	0	0	3
Battery (35-42-2-1)	0	1	3	4
Bestiality	0	0	0	0
Bribery (35-44-1-1)	0	0	0	0
Burglary (35-43-2-1)	0	0	0	0
Check Deception (35-43-5-5)	0	0	0	0

NUMBER OF JUVENILES

LEVEL III (cont'd)	This Month		This Calendar Year	
	Female	Male	Female	Male
Check Fraud (35-43-5-12)	0	0	0	0
Child Exploitation (35-42-4-4)	0	0	0	0
Controlled Substance Registration (35-48-4-14)	0	0	0	0
Conversion (35-43-4-3)	0	1	1	3
Criminal Mischief (35-43-1-2)	0	0	0	5
Criminal Recklessness (35-42-2-2)	0	0	0	1
Criminal Trespass (35-43-2-2)	0	0	1	2
Dealing in Altered Property (35-43-4-2.3)	0	0	0	0
Dealing in Marijuana, Hash Oil, or Hashish (35-48-4-10)	0	0	0	0
Dealing in Paraphernalia (35-48-4-8.5)	0	0	0	0
Distribution of Material Harmful to Minor (35-49-3-3)	0	0	0	0
Escape/Failure to Return to Lawful Detention (35-44-3-5)	0	0	3	9
Failure to Appear (35-44-3-6)	0	0	0	0
False Reporting (35-44-2-2)	0	0	0	0
Forgery (35-43-5-2)	0	0	0	0
Fraud (35-43-5-4)	0	0	0	1
Fraud on Financial Institution (35-45-5-8)	0	0	0	0
Home Improvement Fraud (35-43-6-13)	0	0	0	0
Identity Deception (35-43-5-3.5)	0	0	0	0
Interference with Custody (35-42-3-4)	0	0	0	0
Interference with Reporting Crime (35-42-2-5)	0	0	0	0
Invasion of Privacy (35-46-1-15.1)	0	0	0	0
Kill Domestic Animal	0	0	0	0
Manufacture of Paraphernalia (35-48-4-8.1)	0	0	0	0
Nonsupport of Child (35-46-1-5)	0	0	0	0
Nonsupport of Spouse (35-46-1-6)	0	0	0	0
Obscene Performance (35-49-3-1)	0	0	0	0
Obstructing Fireman (35-44-3-8)	0	0	0	0
Obstructing Traffic (35-42-2-4)	0	0	0	0
Obstruction of Justice (35-44-3-4)	0	0	1	0
Operating Vehicle After Lifetime Forfeiture (9-30-10-17)	0	0	0	0
Operating Vehicle While Intoxicated (9-30-5-4)	0	0	0	0
Operating Vehicle While Intoxicated with Prior (9-30-5-3)	0	0	0	0
Patronizing a Prostitute (35-45-4-3)	0	0	0	0
Perjury (35-44-2-1)	0	0	0	0
Possession of Cocaine or Narcotic Drug (35-48-4-6)	0	0	0	0
Possession of Marijuana, Hash Oil, or Hashish (35-48-4-11)	0	0	0	0
Possession of Methamphetamines (35-48-4-6.1)	0	0	2	1
Possession of Paraphernalia (35-48-4-8.3)	0	0	0	0
Possession of a Controlled Substance (35-48-4-7)	0	1	0	1
Possession of a Syringe (16-42-19-18)	0	0	0	0
Possession/Use of Legend Drug (16-42-19-13)	0	0	0	1
Professional Gambling (35-45-5-3)	0	0	0	0
Profiting from Adoption (35-46-1-9)	0	0	0	0
Promoting Professional Gambling (35-45-5-4)	0	0	0	0
Promoting Prostitution (35-45-4-4)	0	0	0	0
Prostitution (35-45-4-2)	0	0	0	0
Public Indecency (35-45-4-1)	0	0	0	2
Public Nudity (35-45-4-1.5)	0	0	0	0
Railroad Mischief (35-42-2-5.5)	0	0	0	0
Receiving Stolen Property (35-43-4-2)	0	0	0	0
Residential Entry (35-43-2-1.5)	0	0	1	2
Resisting Law Enforcement (35-44-3-3)	0	0	2	3
Rioting (35-45-1-2)	0	0	0	0
Sale, Possession, Use of Legend Drug (16-42-19-27)	0	0	0	0
Selling, Distributing, Exhibiting Obscene Material (35-49-3-1)	0	0	0	0

NUMBER OF JUVENILES

LEVEL III (Cont.)	This Month		This Calendar Year	
	Female	Male	Female	Male
Stalking (35-45-10-5)	0	0	0	0
Synthetic Drug (35-48-4-11.5)	0	0	0	0
Theft (35-43-4-2)	0	0	4	8
Torture or Mutilation of Animal (35-46-3-12)	0	0	0	0
Trafficking with an Inmate (35-44-3-9)	0	0	0	0
Unauthorized Possession of Prescription Form (35-48-4-14)	0	0	0	0
Unlawful Entry of Motor Vehicle (35-43-4-2.7)	0	0	0	1
Voyeurism (35-45-4-5)	0	0	0	0
Welfare Fraud (35-43-5-7)	0	0	0	0
Sub-Total	0	3	18	47

LEVEL IV

Absence From Home Detention (35-38-2.5-10)	0	0	0	0
Accident/Failure to Stop (9-26-1-8)	0	0	0	0
Assisting a Criminal (35-44-3-2)	0	0	0	0
Beats Vertebrate Animal (35-46-3-12)	0	0	0	0
Check Deception (35-43-5-5)	0	0	0	0
Common Nuisance (35-48-4-13)	0	0	0	0
Computer Trespassing (35-43-2-3)	0	0	0	0
Counterfeiting Auto Registration (9-18-2-42)	0	0	0	0
Counterfeiting a Driver's License (9-24-18-7)	0	0	0	0
Curfew Violation (31-37-2-5)	0	0	0	0
Deception (35-43-5-3)	0	0	0	0
Disorderly Conduct (35-45-1-3)	0	0	0	1
Dissemination of Material Harmful to Minor (35-49-3-3)	0	0	0	0
Driving with Suspended License (9-24-19-2)	0	0	0	0
Exploitation of Dependent/Endangered Adult (35-46-1-12)	0	0	0	0
Failure to Appear (35-44-3-6)	0	0	0	0
Failure to Disclose Recruitment (35-46-4-4)	0	0	0	0
Failure to Respond to Summons (35-44-3-6.5)	0	0	0	0
False Auto Registration (9-18-2-44)	0	0	0	0
False Identity Statement (35-44-2-6)	0	0	0	0
False Informing (35-44-2-2)	0	0	1	1
Flag Desecration (35-45-1-4)	0	0	0	0
Glue Sniffing (35-46-6-2)	0	0	0	0
Habitual Disobedience of Parent, Guardian, or Custodian (Incorrigible) (31-37-2-4)	0	0	0	0
Harassment (35-45-2-2)	0	0	0	0
Home Improvement Fraud (35-43-6-12)	0	0	0	0
Illegal Consumption of Alcohol (7.1-5-7-7)	0	0	0	0
Illegal Possession of Alcohol (7.1-5-7-7)	0	0	0	0
Impairment of ID Number (35-43-7-4)	0	0	0	0
Interference with Custody (35-42-3-4)	0	0	0	0
Interfering with Law Enforcement Animal (35-46-3-11)	0	0	0	0
Invasion of Privacy (35-46-1-15.1)	0	0	0	0
Leaving Home w/o Permission of Parent, Guardian or Custodian (Runaway) (31-37-2-2)	0	0	0	0
Nitrous Oxide Distribution (35-46-6-3)	0	0	0	0
Obscene Performance (35-49-3-1)	0	0	0	0
Obstructing Medical Emergency (35-44-3-8.5)	0	0	0	0
Obstructing Traffic (35-42-2-4)	0	0	0	0
Operating Vehicle While Intoxicated (9-30-5-2)	0	0	0	0
Operating Vehicle While Intoxicated/Cntrld Sub (9-30-5-1)	0	0	0	0
Operating Vehicle w/o License (9-24-18-1)	0	0	0	1
Operating Vehicle w/o Proof of Financial (9-25-8-2)	0	0	0	0
Operating Vehicle w/o Registration/Plates (9-18-2-43)	0	0	0	0
Possession of Marijuana, Hash Oil, or Hashish (35-48-4-11)	1	0	2	2
Possession of Paraphernalia (35-48-4-8.3)	0	0	1	0
Possession of Substance Represented to be a Controlled Substance (35-48-4-4.6)	0	0	0	0
Possession, Purchase, Accepting Tobacco (35-46-1-10.5)	0	0	0	0
Probation Violation	0	0	0	0
Public Intoxication (7.1-5-1-3)	0	0	0	0
Receiving Unidentified Property (35-43-7-5)	0	0	0	0
Reckless Driving (9-21-8-52)	0	0	0	0
Refusal to Aid Officer (35-44-3-7)	0	0	0	0

LEVEL IV (cont'd)	NUMBER OF JUVENILES			
	This Month		This Calendar Year	
	Female	Male	Female	Male
Refusal to Identify Self (34-28-5-3.5)	0	0	0	0
Selling, Distributing, Exhibiting Obscene Material (35-49-3-1)	0	0	0	0
Synthetic Drug	0	0	0	0
Torture, Kill, Mutilate an Animal (35-46-3-12)	0	0	0	0
Unauthorized Possession of Prescription (35-48-4-14)	0	0	0	0
Unlawful Entry of Motor Vehicle (35-43-4-2.7)	0	0	0	0
Unlawful Gambling (35-45-5-2)	0	0	0	0
Unlawful Use of Railroad Right of Way (8-3-15-3)	0	0	0	0
Vending Machine Vandalism (35-43-4-7)	0	0	0	0
Violation Home Detention	0	0	0	0
Violation Suspended Commitment to DOC	0	0	0	0
Violation of Compulsory School Attendance Law (Truancy) (31-37-2-3)	0	0	0	0
Voyeurism (35-45-4-5)	0	0	0	0
Welfare Fraud (35-45-5-7)	0	0	0	0
	Sub-Total		4	5
	1	0		
GRAND TOTAL NUMBER OF JUVENILES	2	10	31	184

Indiana Department of Correction
Table 18
Juvenile Female New Commitments

<u>Month</u>	<u>2016</u>	<u>2017</u>	<u>2018</u>	<u>2019</u>	<u>2020</u>	<u>2021</u>
January	6	2	3	10	3	4
February	10	5	8	4	5	0
March	11	6	4	7	3	1
April	9	2	7	3	5	3
May	4	6	8	8	5	6
June	11	7	2	3	4	6
July	4	8	12	9	3	3
August	4	5	4	2	1	5
September	7	8	8	4	4	3
October	5	6	5	6	2	2
November	6	7	8	2	5	
December	<u>5</u>	<u>12</u>	<u>8</u>	<u>5</u>	<u>3</u>	
TOTALS	82	74	77	63	43	

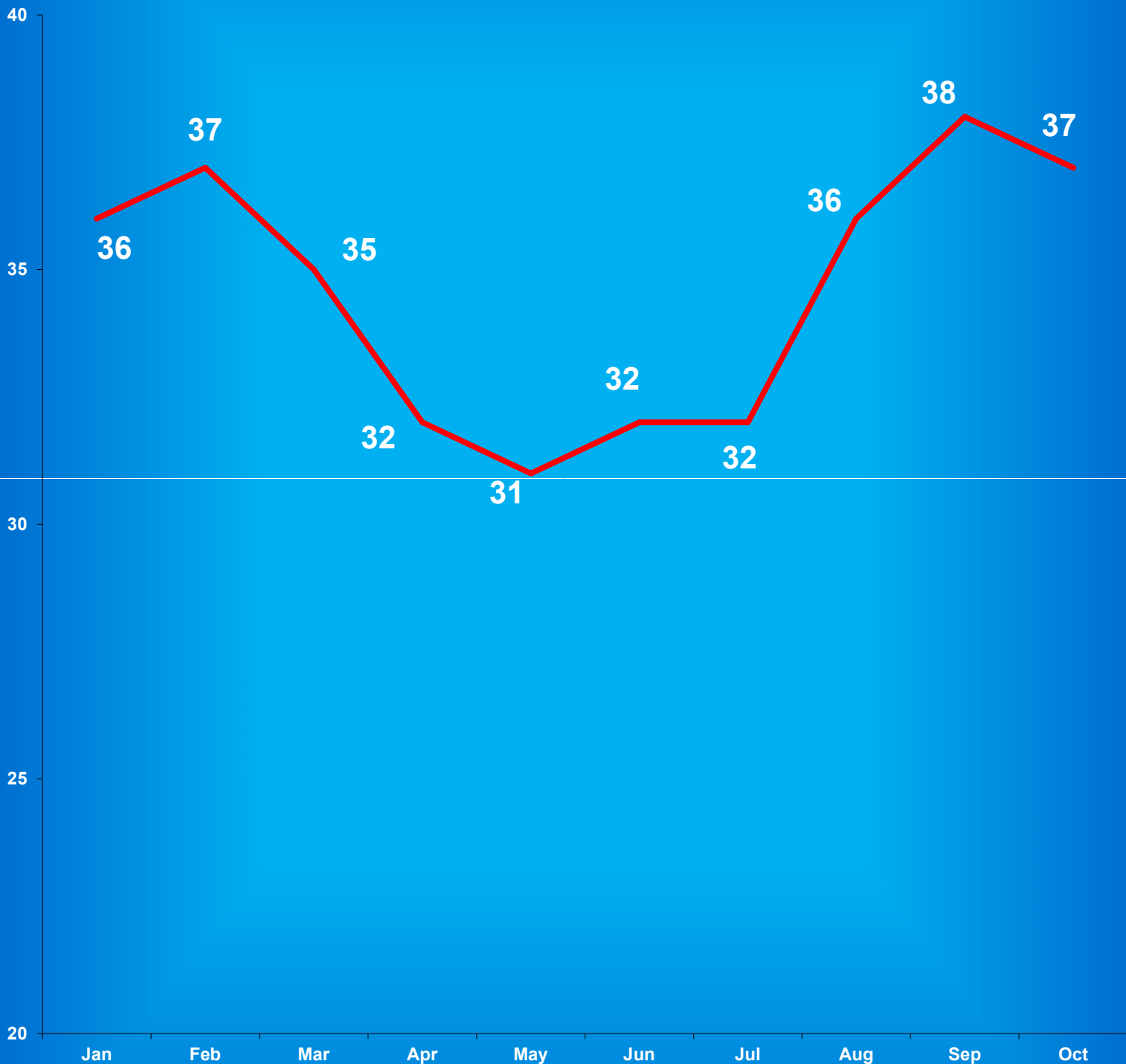
Source: SAS - mnthadm4.pgm

Indiana Department of Correction

Graph G

Average Daily Juvenile Female Offender Populations

Calendar Year 2021



Indiana Department of Correction
Table 19
Juvenile Male New Commitments

<u>Month</u>	<u>2016</u>	<u>2017</u>	<u>2018</u>	<u>2019</u>	<u>2020</u>	<u>2021</u>
January	39	26	46	36	28	6
February	40	26	38	36	21	16
March	69	36	33	17	32	28
April	33	45	27	24	17	22
May	44	35	42	30	11	23
June	40	48	29	27	14	23
July	29	40	29	47	17	21
August	38	48	28	37	15	15
September	36	43	41	23	20	23
October	24	39	24	34	17	9
November	28	48	34	26	19	
December	<u>30</u>	<u>34</u>	<u>52</u>	<u>23</u>	<u>20</u>	
TOTALS	463	450	468	360	231	

Source: SAS - mnthadm4.pgm

Indiana Department of Correction

Graph H

Average Daily Juvenile Male Offender Populations

Calendar Year 2021





Juvenile Reintegration Districts



District #8

District #6

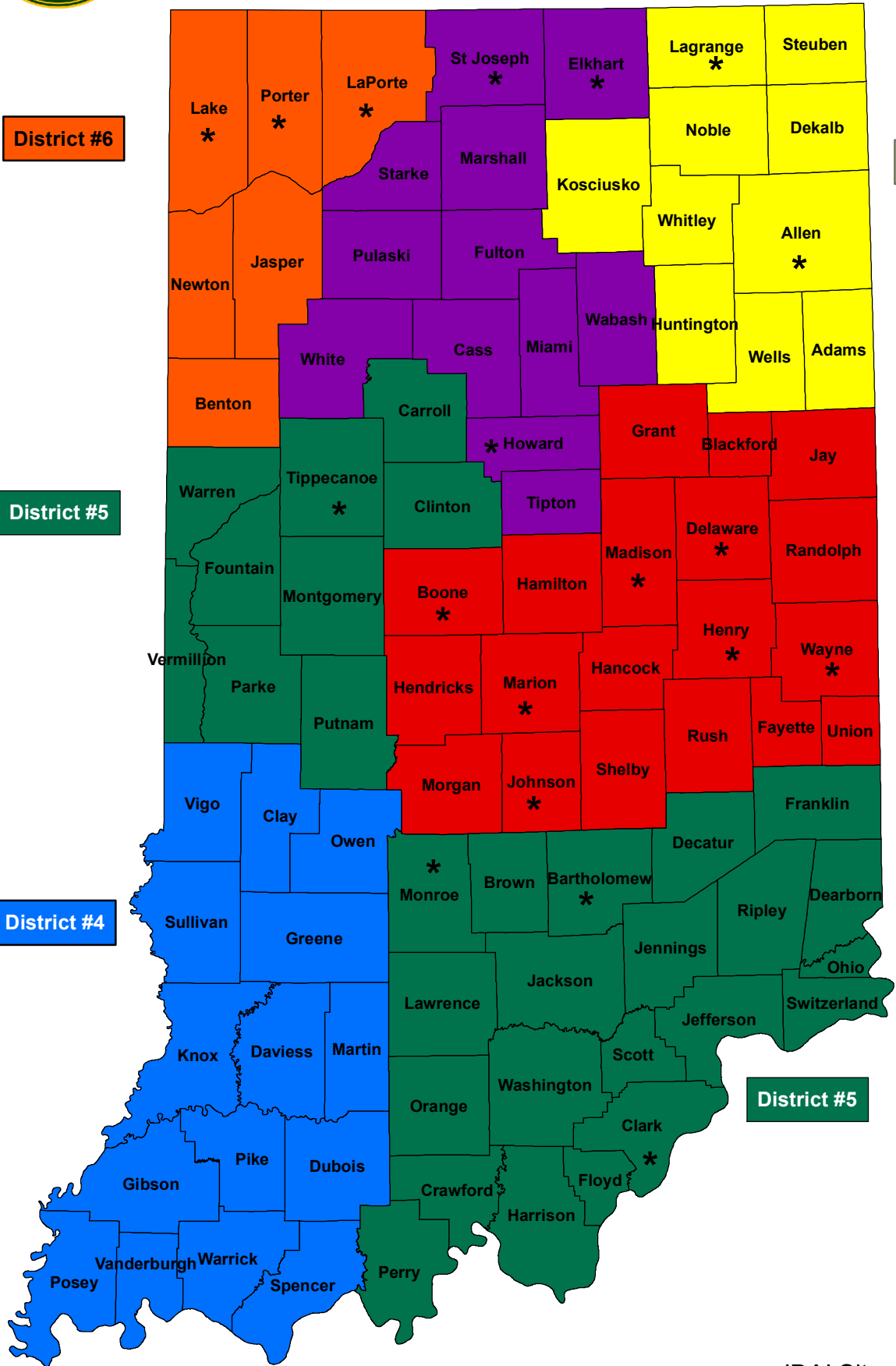
District #2

District #5

District #3

District #4

District #5



*JDAI Site

Indiana Department of Correction
Table 20
Juvenile Parole Caseload on November 01, 2021

<u>Juvenile Reintegration Districts</u>	Indiana Parolees		Other Jurisdiction		<u>Total</u>
	<u>Juvenile Male</u>	<u>Juvenile Female</u>	<u>Juvenile Male</u>	<u>Juvenile Female</u>	
	<i>Interstate Compact (RD0)*</i>	1	0	0	
			<u>District Supervision Breakdown</u> <u>as follows:</u>		
Re-Entry Parole (PD1)	0	1	0	0	<i>1</i>
Fort Wayne (PD2)	10	1	1	0	<i>12</i>
Indianapolis (PD3)	5	0	6	0	<i>11</i>
Evansville (P4A)	2	0	0	0	<i>2</i>
Terre Haute (P4B)	3	0	0	0	<i>3</i>
Bloomington (PD5)	0	1	0	0	<i>1</i>
Gary (PD6)	0	0	0	0	<i>0</i>
New Castle (PD7)	4	0	0	0	<i>4</i>
South Bend (PD8)	4	0	1	0	<i>5</i>
Madison (PD9)	2	0	1	0	<i>3</i>
Total	31	3	9	0	43

Total Juvenile Parole Population on the First Day of Each Month

<u>Calendar Year 2021</u>	Indiana Parolees		Other Jurisdiction		<u>Total</u>
	<u>Juvenile Male</u>	<u>Juvenile Female</u>	<u>Juvenile Male</u>	<u>Juvenile Female</u>	
January	24	0	11	0	35
February	21	2	9	0	32
March	24	2	7	0	33
April	30	3	9	0	42
May	29	1	8	0	38
June	28	4	10	1	43
July	30	6	9	1	46
August	31	6	9	0	46
September	37	3	9	0	49
October	35	3	8	0	46
November	31	3	9	0	43

** Includes Indiana parolees who are serving their parole in another state, as well as offenders from other States being supervised in Indiana (Interstate Compact)*

Sources:
Parole Division
SAS - juvparl2.pgm

**Indiana Department of Correction
Indiana Government Center South, Room E334
302 W. Washington Street
Indianapolis, IN 46204**

**Prepared by:
Scott Haskett, Data Analyst
(317) 233-3432
CHaskett2@idoc.in.gov**

This report and previous reports may be found at:

<http://www.in.gov/idoc/2376.htm>



CHANGING LIVES

The logo for the Indiana Department of Correction is circular, featuring a central torch surrounded by stars. The words "EMPLOYEES", "EFFICIENCY", and "EFFECTIVENESS" are arranged around the torch. The outer ring of the logo contains the text "INDIANA" at the top and "DEPARTMENT OF CORRECTION" at the bottom. To the right of the logo is a blue silhouette of the state of Indiana.

The Indiana Department of Correction advances public safety and successful re-entry through dynamic supervision, programming, and partnerships.