


Indiana Department of Correction

Division of Data Science and Analytics



Offender Population Statistical Report

- AUGUST 2021 -

Rob Carter, Commissioner

**Indiana Department of Correction
Indiana Government Center South, Room E334
302 W. Washington Street
Indianapolis, IN 46204**

**Prepared by:
Christopher Yirenkyi, Data Analyst
(317) 233-4765
cyirenkyi@idoc.in.gov**

This report and previous reports may be found at:

<http://www.in.gov/idoc/2376.htm>



Definitions

For this report, the following definitions apply:

Admission – The means by which an offender enters the custody or jurisdiction of the Indiana Department of Correction. For this report, except for the return of an escapee, this does not include a return from a temporary absence.

Average Daily Population – The sum of the daily beginning counts for a month, divided by that month's number of daily beginning counts.

Beginning Count – The number of offenders physically present at the beginning of the day (ie, 0000:01 hours).

Class A Felony – An offense whereby a person convicted of this felony shall be imprisoned for a fixed term of thirty years, with not more than twenty years added for aggravating circumstances, or not more than ten years subtracted for mitigating circumstances.

Class B Felony – An offense whereby a person convicted of this felony shall be imprisoned for a fixed term of ten years, with not more than ten years added for aggravating circumstances, or not more than four years subtracted for mitigating circumstances.

Class C Felony – An offense whereby a person convicted of this felony shall be imprisoned for a fixed term of four years, with not more than four years added for aggravating circumstances, or not more than two years subtracted for mitigating circumstances.

Class D Felony – An offense whereby a person convicted of this felony shall be imprisoned for a fixed term of one and one-half years, with not more than one and one-half years added for aggravating circumstances, or not more than one year subtracted for mitigating circumstances.

Class 1 Felony – An offense whereby a person convicted of this felony shall be imprisoned with a sentence range of 20-40 years, with not more than twenty years added as a habitual offender enhancement.

Class 2 Felony – An offense whereby a person convicted of this felony shall be imprisoned with a sentence range of 10-30 years, with not more than twenty years added as a habitual offender enhancement.

Class 3 Felony – An offense whereby a person convicted of this felony shall be imprisoned with a sentence range of 3-16 years, with not more than twenty years added as a habitual offender enhancement.

Class 4 Felony – An offense whereby a person convicted of this felony shall be imprisoned with a sentence range of 2-12 years, with not more than twenty years added as a habitual offender enhancement.

Class 5 Felony – An offense whereby a person convicted of this felony shall be imprisoned with a sentence range of 1-6 years, with not more than six years added as a habitual offender enhancement.

Class 6 Felony – An offense whereby a person convicted of this felony shall be imprisoned with a sentence range of 0.5-2.5 years, with not more than six years added as a habitual offender enhancement.

Contracted Beds - Those offenders who have been committed to the Indiana Department of Correction but are housed in a local work release facility under contract of a 3rd party provider.

County Jail "Back-ups" (Jail Bed Count) – Those offenders who have been committed to the Indiana Department of Correction but are housed in a county jail until they can be transferred to a Department of Correction intake facility. The county receives \$35.00 per day, per offender, to house these offenders.

Ending Count – The number of offenders physically present at the end of the day (i.e., 2400:00 hours).

Felon – A person convicted in any jurisdiction who might have been imprisoned for more than one year.

Murder - An offense whereby a person convicted of this felony shall be imprisoned for a fixed term of fifty-five years, with not more than ten years added for aggravating circumstances, or not more than ten years subtracted for mitigating circumstances.

Definitions Continued

Operational Capacity – The total bed capacity of the facility. The capacity of a facility is the number of beds authorized for safe and efficient operation of the facility.

Pre-Dispositional – An individual ordered by the Court to the Indiana Department of Correction for evaluation prior to sentencing.

Release – The means by which an offender leaves the custody or jurisdiction of the Indiana Department of Correction. For this report, except for an escape, this does not include a temporary absence.

Safekeeper – An individual whom the Court has determined to be in imminent danger of serious bodily injury or death, or who represents a substantial threat to the safety of others, and whom the Court has ordered to the Indiana Department of Correction for custody and security control.

Maximum Level Facilities – Maximum security facilities have very restrictive security measures and housing is celled space.

Medium Level Facilities – Medium security facilities have moderate degree of security measures and housing consists of dormitories and celled space.

Minimum Level Facilities – Minimum Security Facilities have the least restrictive security measures and housing is dormitory style. Also included as minimum security are work release program offenders who leave the facility for outside employment but return nightly.

Intake Facilities – Intake facilities are designated to receive newly committed adult offenders. During the intake process each offender is evaluated through interviews, reports and diagnostic tests. This evaluation forms the basis of the offenders' facility and program assignment.

Secure Housing Units – Denotes maximum control with the most restrictive security measures in place.

Vacancy – The number of beds available for assignment.

Juvenile Diagnostic/Walkthrough – A Juvenile court can order a youth to the Department of Correction to be temporarily committed for not more than 14 days (excluding Saturdays, Sundays, and Legal holidays) for the purpose of an evaluation. The youth must be adjudicated delinquent, and the order must be prior to disposition. The department will send a report to the court of the written findings.

Indiana Department of Correction Population Summary

- There were 21,786 adult male offenders (including 546 county jail “back-ups” and 75 in contracted beds) on September 01, 2021. This population is 8% below operational bed capacity for general population.
- There were 2,196 adult female offenders (including 48 county jail “back-ups” and 43 in contracted beds) on September 01, 2021. This population is 18% below the operational bed capacity.
- There were 226 juvenile male offenders in the Department’s facilities on September 01, 2021. This population is 56% below the operational bed capacity.
- There were 36 juvenile female offenders in the Department’s facilities on September 01, 2021. This population is 38% below the operational bed capacity.
- There were 5,574 adult males on parole in Indiana (4,994 Indiana parolees and 580 other jurisdiction parolees) on September 01, 2021.
- There were 591 adult females on parole in Indiana (523 Indiana parolees and 68 other jurisdiction parolees) on September 01, 2021.
- There were 685 adults admitted to IDOC (594 males and 91 females) and 698 adults released from IDOC (608 males and 90 females) in August 2021.
- There were 20 juveniles admitted to IDOC (15 males and 5 females) and 27 juveniles released from IDOC (23 males and 4 female) in August 2021.

**Indiana Department of Correction
Human Resource Report**

August 31, 2021

ADULT FACILITIES

Facility	Total Staff*	Custody Staff	Non-Custody	Vacancies	Hires - Rehires	Retired - Terminated	Inter-Agency		Contract/Vendor		
							In	Out	Aramark	Health	Education
Branchville Correctional Facility	242	167	75	32	7	2	0	0	6	26	3
Chain O'Lakes Correctional Facility	31	23	8	2	5	0	0	0	4	3	0
Correctional Industrial Facility	267	204	63	100	3	17	0	0	13	26	2
Edinburgh Correctional Facility	67	51	16	5	2	2	0	0	5	6	0
Indiana State Prison/Lakeside	419	326	93	151	17	22	2	1	13	38	1
Indiana Women's Prison	177	125	52	16	7	4	1	1	7	23	3
Madison Correctional Facility	188	135	53	27	7	8	1	0	9	26	2
Miami Correctional Facility	389	284	105	195	27	23	0	0	16	46	4
New Castle Correctional Facility**	417	240	177	168	0	0	0	0	29	58	7
Pendleton Correctional Facility	376	246	130	149	19	8	0	0	18	45	1
Plainfield Correctional Facility	329	242	87	65	9	11	0	0	26	37	3
Putnamville Correctional Facility	407	294	113	117	12	11	2	1	17	34	6
Reception-Diagnostic Center	208	163	45	39	4	6	1	0	0	32	0
Rockville Correctional Facility	233	166	67	33	5	6	0	0	13	41	3
South Bend Comm. Re-Entry Center	35	22	13	7	0	1	0	0	4	2	0
Heritage Trail DOC Staff	24	0	24	1	0	0	0	0	0	11	2
Heritage Trail GEO Staff**	63	39	24	41	0	0	0	0	4	11	0
Wabash Valley Correctional Facility	569	450	119	77	22	12	0	0	18	52	3
Westville Correctional Facility	630	487	143	140	18	24	3	0	24	58	4
Total	5,071	3,664	1,407	1,365	164	157	10	3	226	575	44

JUVENILE FACILITIES

Facility	Total Staff*	Custody Staff	Non-Custody	Vacancies	Hires - Rehires	Retired - Terminated	Inter-Agency		Contract/Vendor		
							In	Out	Aramark	Health	Education
Camp Summit	54	39	15	10	1	0	0	0	4	6	7
Logansport Intake/North Central	158	106	52	29	1	2	1	1	8	12	12
Pendleton Juvenile Correctional	228	160	68	67	11	6	0	0	7	16	22
Total	440	305	135	106	13	8	1	1	19	34	41

ADMINISTRATIVE

Central Office***	Total	557	184	373	78	3	5	5	5	0	31	2
-------------------	--------------	------------	------------	------------	-----------	----------	----------	----------	----------	----------	-----------	----------

TOTALS

STATE EMPLOYEE TOTAL	5,588	3,874	1,714	1,340	180	170	16	9	0	0	0
CONTRACT EMPLOYEE TOTAL	1,452	279	1,173	209	0	0	0	0	245	640	87
GRAND TOTAL	7,040	4,153	2,887	1,549	180	170	16	9	245	640	87

* Total Active Staff does not include those on disability, suspension, or leave with pay.

** New Castle Correctional Facility and Heritage Trail are privately contracted institutions. Their hire/rehire and termination/reire data is not provided to DOC.

*** Includes Technology Services Division, PEN Products, Staff Development and Training, and the Parole Division (counted as Custody Staff)

Note: Total staff, custody staff, non-custody staff, and vacancy data are as of the end of the month.

Hires and re-hires, retirements and terminations, intra-agency transfer in and transfer out are the total number of actions for the month.

Source: DOC Human Resource



Offender Statistics



Indiana Department of Correction
Table 1
Offender Population & Vacancy Numbers, by Facility Security Level
September 1, 2021

Minimum Security - Adult MALE

	August Ending Count	General Population Vacancies	Programs & Treatment Vacancies	Restricted Housing & Infirmery Vacancies	Down Beds	Held Beds
Chain O'Lakes	78	24	0	0	0	0
Edinburgh	262	80	0	0	0	2
Miami - MCA	129	73	0	0	0	2
New Castle - NCA	151	53	0	0	0	0
Pendleton - IRO	125	95	0	0	0	0
Westville - WCA	344	16	16	0	2	1
Wabash Valley - WVA	166	32	0	0	0	0
Total	1,255	373	16	0	2	5

Re-Entry & Work Release - Adult MALE

Bartholomew Co. Re-Entry	4	16	0	0	0	0
Chain O'Lakes Re-Entry	33	4	0	0	0	1
Lake Co. Re-Entry/M	5	5	0	0	0	0
South Bend Re-Entry	166	35	0	0	0	0
VOA/Hope Hall Re-Entry	26	14	0	0	0	0
Starke Co. PI - TC	39	0	9	0	0	0
Total	273	74	9	0	0	1

Medium Security - Adult MALE

	August Ending Count	General Population Vacancies	Programs & Treatment Vacancies	Restricted Housing & Infirmery Vacancies	Down Beds	Held Beds
Branchville	1,114	272	144	3	0	0
Correctional Industrial	1,205	265	2	13	4	6
Indiana State Prison ISO	230	155	0	0	0	1
Plainfield	1,390	93	4	3	100	7
Putnamville	1,948	183	62	3	323	1
Heritage Trail	847	31	0	0	38	0
Westville	2,389	255	59	54	140	16
New Castle	2,311	27	61	18	5	9
Total	11,434	1,281	332	94	610	40

Table 1 (Cont.)

Maximum Security - Adult MALE						
	August	General	Programs &	Restricted		
	Ending	Population	Treatment	Infirmary	Down	Held
	Count	Vacancies	Vacancies	Vacancies	Beds	Beds
Miami	1,722	96	14	23	1,124	5
Indiana State Prison	1,858	100	31	45	24	19
Pendleton	1,322	15	5	29	38	40
Pendleton Treatment Unit	177	0	77	0	4	2
ISR Secure Housing Unit	60	0	0	6	0	3
New Castle Annex	441	13	0	21	8	3
New Castle Mental Health	105	0	23	0	0	0
WCU Secure Housing Unit	124	0	0	9	5	0
Wabash Valley	1,702	13	43	18	9	16
WVS Secure Housing Unit	195	0	0	6	14	1
Reception Diag. Center	572	92	0	0	31	0
Total	8,278	329	193	157	1,257	89

Minimum Security & Re-Entry - Adult FEMALE						
	August	General	Programs &	Restricted		
	Ending	Population	Treatment	Infirmary	Down	Held
	Count	Vacancies	Vacancies	Vacancies	Beds	Beds
Madison	485	317	0	0	0	0
Jefferson Co. Re-Entry	43	39	0	0	0	0
Crane House	43	2	0	0	0	0
Total	571	358	0	0	0	0

Medium Security - Adult FEMALE						
Rockville	927	31	78	15	155	0
Total	927	31	78	15	155	0

Maximum Security - Adult FEMALE						
Women's Prison	527	107	82	7	0	4
Rockville Intake	123	89	0	0	0	0
Total	650	196	82	7	0	4

JAIL BED COUNT						
Adult Male	546	N/A	N/A	N/A	N/A	N/A
Adult Female	48	N/A	N/A	N/A	N/A	N/A
Total	594					

Table 1 (Cont.)

JUVENILE OFFENDERS

Juvenile Male

	August Ending Count	General Population Vacancies	Programs & Treatment Vacancies	Restricted Housing & Infirmery Vacancies	Down Beds	Held Beds
North Central Juvenile Correctional Facility	110	64	0	0	0	0
Pendleton Juvenile Correctional Facility	116	255	0	16	0	4
Total	226	319	0	16	0	4

Juvenile Female

LaPorte Juvenile Correctional Facility	36	22	0	4	0	0
--	----	----	---	---	---	---

TOTALS

	August Ending Count	General Population Vacancies	Programs & Treatment Vacancies	Restricted Housing & Infirmery Vacancies	Down Beds	Held Beds
GRAND TOTAL FOR ALL ADULT MALES (Includes Jail Bed Count and Contracted Beds)	21,786	2,057	550	251	1,869	135
TOTAL FOR ADULT MALES IDOC FACILITIES ONLY	21,166	2,022	541	251	1,869	135
GRAND TOTAL FOR ALL ADULT FEMALES (Includes Jail Bed Count and Contracted Beds)	2,196	585	160	22	155	4
TOTAL FOR ADULT FEMALES IDOC FACILITIES ONLY	2,105	544	160	22	155	4
TOTAL FOR JUVENILE MALES	226	319	0	16	0	4
TOTAL FOR JUVENILE FEMALES	36	22	0	4	0	0
GRAND TOTAL FOR THE DEPARTMENT (Includes Jail Bed Count and Contracted Beds)	24,244	2,983	710	293	2,024	143
GRAND TOTAL FOR THE DEPARTMENT (Excludes Jail Bed Count and Contracted Beds)	23,533	2,907	701	293	2,024	143

Sources: Planning Division Facility Body Count Report
 Planning Division Juvenile Daily Count Report
 OIS - Jail Bed Count
 Operational Support Services - Vacancy Report

Indiana Department of Correction
Table 2
Operational Capacity Compared to Population, by Facility
September 1, 2021

Minimum Security - Adult MALE					
	July	August	August	August	Percent +/-
	Operational	Operational	Adjusted	Ending	Capacity
	Capacity	Capacity	Operational	Count	Capacity
			Capacity*		
Chain O'Lakes	102	102	102	78	-24%
Edinburgh	344	344	342	262	-23%
Miami - MCA	204	204	202	129	-36%
New Castle - NCA	204	204	204	151	-26%
Pendleton - IRO	220	220	220	125	-43%
Westville - WCA	379	379	360	344	-4%
Wabash Valley - WVA	<u>198</u>	<u>198</u>	<u>198</u>	166	<u>-16%</u>
Total	1,651	1,651	1,628	1,255	-23%

Re-Entry & Work Release - Adult MALE					
Bartholomew Co. Re-Entry	20	20	40	4	-90%
Chain O'Lakes Re-Entry	38	38	37	33	-11%
Lake Co. Re-Entry/M	10	10	10	5	-50%
South Bend Re-Entry	201	201	201	166	-17%
VOA/Hope Hall Re-Entry	40	40	40	26	-35%
Starke Co. PI - TC	<u>48</u>	<u>39</u>	39	39	0
Total	357	348	367	273	-26%

Medium Security - Adult MALE					
Branchville	1,533	1,533	1,386	1,114	-20%
Correctional Industrial	1,495	1,495	1,470	1,205	-18%
Indiana State Prison ISO	385	385	385	230	-40%
Plainfield	1,596	1,597	1,483	1,390	-6%
Putnamville	2,519	2,520	2,131	1,948	-9%
Heritage Trail	916	916	878	847	-4%
Westville	2,913	2,913	2,644	2,389	-10%
New Castle	2,431	2,431	2,338	2,311	-1%
Total	13,788	13,790	12,715	11,434	-10%

Table 2 (Cont.)

Maximum Security - Adult MALE					
--------------------------------------	--	--	--	--	--

	July Operational Capacity	August Operational Capacity	August Adjusted Operational Capacity*	August Ending Count	Percent +/- Capacity
Miami	2,984	2,984	1,810	1,722	-5%
Indiana State Prison	2,077	2,077	1,945	1,858	-4%
Pendleton	1,449	1,449	1,337	1,322	-1%
Pendleton Treatment Unit	260	260	177	177	0%
ISR Secure Housing Unit	69	69	60	60	0%
New Castle Annex	486	486	454	441	-3%
New Castle Mental Health	128	128	105	105	0%
WCU Secure Housing Unit	138	138	124	124	0%
Wabash Valley	1,801	1,801	1,715	1,702	-1%
WVS Secure Housing Unit	216	216	195	195	0%
Reception Diag. Center	<u>695</u>	<u>695</u>	<u>572</u>	<u>572</u>	<u>0%</u>
Total	10,303	10,303	8,494	8,278	-3%

Minimum Security & Re-Entry - Adult FEMALE					
---	--	--	--	--	--

Madison	848	802	802	485	-40%
Jefferson Co. Re-Entry	82	82	82	43	-48%
Crane House	45	45	45	43	-4%
Total	975	929	929	571	-39%

Medium Security - Adult FEMALE					
---------------------------------------	--	--	--	--	--

Rockville	<u>1,206</u>	<u>1,206</u>	<u>958</u>	<u>927</u>	-3%
Total	1,206	1,206	958	927	-3%

Maximum Security - Adult FEMALE					
--	--	--	--	--	--

Women's Prison	727	727	610	527	-14%
Rockville Intake	<u>212</u>	<u>212</u>	<u>123</u>	<u>123</u>	<u>0%</u>
Total	939	939	733	650	-11%

JAIL BED COUNT**					
-------------------------	--	--	--	--	--

Adult Male	447	546	546	546	0%
Adult Female	<u>45</u>	<u>48</u>	<u>48</u>	<u>48</u>	<u>0%</u>
Total	492	594	594	594	0%

JUVENILE OFFENDERS					
---------------------------	--	--	--	--	--

	Juvenile Male				
North Central Juvenile Correctional Facility	174	174	174	110	-37%
Pendleton Juvenile Correctional Facility	<u>391</u>	<u>391</u>	<u>371</u>	<u>116</u>	<u>-69%</u>
Total	565	565	545	226	-59%

Table 2 (Cont.)

Juvenile Female

	July Operational Capacity	August Operational Capacity	August Adjusted Operational Capacity*	August Ending Count	Percent +/- Capacity
LaPorte Juvenile Correctional Facility	62	62	58	36	-38%

TOTALS					
	July Operational Capacity	August Operational Capacity	August Adjusted Operational Capacity*	August Ending Count	Percent +/- Capacity
GRAND TOTAL FOR ALL ADULT MALES (Includes Jail Bed Count and Contracted Beds)	26,546	26,638	23,750	21,786	-8%
TOTAL FOR ADULT MALES IDOC FACILITIES ONLY	25,981	25,983	23,075	21,166	-8%
GRAND TOTAL FOR ALL ADULT FEMALES (Includes Jail Bed Count and Contracted Beds)	3,165	3,122	2,668	2,196	-18%
TOTAL FOR ADULT FEMALES IDOC FACILITIES ONLY	3,075	3,029	2,575	2,105	-18%
TOTAL FOR JUVENILE MALES	565	565	545	226	-59%
TOTAL FOR JUVENILE FEMALES	62	62	58	36	-38%
GRAND TOTAL FOR THE DEPARTMENT (Includes Jail Bed Count** and Contracted Beds)	30,338	30,387	27,021	24,244	-10%
GRAND TOTAL FOR THE DEPARTMENT (Excludes Jail Bed Count and Contracted Beds)	29,683	29,639	26,253	23,533	-10%

*Adjusted Operational Capacity includes Intake Beds and excludes Down, Held, and Segregation/Infirmary, and Program/Treatment Hold Beds.

**Jail Bed Counts - IDOC offender Jail Bed holding is demand-based, therefore Jail Bed Percent Capacity is always 0%. Jail Bed Operational Capacity is determined by each county's availability and fluctuates from month to month.

Sources: Planning Division Facility Body Count Report
 Planning Division Juvenile Daily Count Report
 OIS - Jail Bed Count
 Operational Support Services - Vacancy Report

Indiana Department of Correction
Table 3
Facility Population on the First Day of Each Month
(Excludes County Jail "Back-ups" & Contracted Beds)

<u>2020</u>	<u>Adult Male</u>	<u>Adult Female</u>	<u>Juvenile Male</u>	<u>Juvenile Female</u>	<u>Total</u>
January	24,294	2,569	325	25	27,213
February	24,238	2,544	342	21	27,145
March	24,253	2,540	349	23	27,165
April	24,294	2,553	350	24	27,221
May	23,844	2,502	348	27	26,721
June	23,328	2,472	347	29	26,176
July	22,895	2,412	309	26	25,642
August	22,560	2,341	294	28	25,223
September	22,174	2,282	272	26	24,754
October	22,009	2,231	266	28	24,534
November	21,809	2,264	231	32	24,336
December	21,685	2,221	230	36	24,172
<u>2021</u>	<u>Adult Male</u>	<u>Adult Female</u>	<u>Juvenile Male</u>	<u>Juvenile Female</u>	<u>Total</u>
January	21,465	2,161	223	36	23,885
February	21,448	2,197	207	37	23,889
March	21,442	2,176	208	36	23,862
April	21,472	2,179	223	34	23,908
May	21,310	2,127	222	30	23,689
June	21,278	2,123	230	32	23,663
July	21,234	2,120	228	33	23,615
August	21,234	2,094	235	32	23,595
September	21,166	2,105	226	36	23,533

Source: Research Division Juvenile Daily Count Report

Indiana Department of Correction
Table 4
Parole Caseload on September 6th, 2021

<u>Parole District</u>	Indiana Parolees		Other Jurisdiction		<u>Total</u>
	<u>Adult Male</u>	<u>Adult Female</u>	<u>Adult Male</u>	<u>Adult Female</u>	
<i>Interstate Compact (PD0)*</i>	277	17	580	68	942
	<u>District Supervision Breakdown as follows:</u>				
Re-Entry Parole (PD1)	313	46	34	2	395
Fort Wayne (PD2)	621	70	55	5	751
Indianapolis (PD3)	1034	77	114	12	1,237
Evansville (P4A)	445	40	61	8	554
Terre Haute (P4B)	391	38	32	7	468
Bloomington (PD5)	295	30	37	4	366
Gary (PD6)	360	22	84	9	475
New Castle (PD7)	608	103	50	10	771
South Bend (PD8)	650	56	67	4	777
Madison (PD9)	277	41	46	7	371
Total	5,271	540	580	68	6,459

Total Parole Population on the First Day of Each Month

<u>Calendar Year 2021</u>	Indiana Parolees		Other Jurisdiction		<u>Total</u>
	<u>Adult Male</u>	<u>Adult Female</u>	<u>Adult Male</u>	<u>Adult Female</u>	
January	5,531	617	491	63	6,702
February	5,542	603	500	65	6,710
March	5,475	593	502	63	6,633
April	5,422	583	514	65	6,584
May	5,377	580	532	68	6,557
June	5,329	567	562	63	6,521
July	5,264	550	580	66	6,460
August	5,271	540	580	68	6,459

* Includes Indiana parolees who are serving their parole in another state, as well as offenders from other States being supervised in Indiana (Interstate Compact)

Sources: Juvenile Services
Parole Division



Adult Offender Statistics



Indiana Department of Correction
Table 5
Monthly Admissions and Releases- Adult Offenders
(Includes County Jail "Back-ups" & Contracted Beds)
August 2021

Admissions	Male	Female	Total
New Commitments	314	48	362
Parole Violators - New Commits	19	2	21
Parole Violators - Technical	45	1	46
Unsentenced (Safekeepers)	4	0	4
Return from Esc - Sec/NonSec Facility	0	0	0
Return from Escape - Non-Secure Facility	0	0	0
Return from Escape - CTP Absconds	0	0	0
Court Supervision Violators - New Commits	64	8	72
Court Supervision Violators - Technical	143	32	175
Return from CTP - New Commits	1	0	1
Return from CTP - Technical	4	0	4
Unknown (Missing Data)	0	0	0
Total Admissions	594	91	685

Releases	Male	Female	Total
Parole	281	24	305
Probation	202	40	242
Escape Secure Facility	0	0	0
Walk-Away - Non-Secure Facility	0	0	0
Discharged	54	13	67
Unsentenced Discharged	1	0	1
Other (i.e. Death)	8	0	8
Community Transition Program (CTP)	62	13	75
CTP Absconds	0	0	0
Unknown (Missing Data)	0	0	0
Total Releases	608	90	698

Of the 314 new commitments of male felons, 143 (45.5%) had a prior commitment.

Of the 48 new commitments of female felons, 17 (35.4%) had a prior commitment.

Effective July 1, 1998, misdemeanants are to be committed to DOC only under special circumstances (IC 11-12-6)

Sources: SAS-prsadm8.pgm, SAS - prisrel8.pgm

**Indiana Department of Correction
Table 6
New Admissions by County of Commitment - Adult Offenders**

August 2021

County	Felon Level													Total	County	Felon Level													Total
	Murder	FA	FB	FC	FD	F1	F2	F3	F4	F5	F6	Other*	Murder			FA	FB	FC	FD	F1	F2	F3	F4	F5	F6	Other*			
Adams	0	0	0	0	0	0	0	1	0	2	0	0	3	Madison	0	0	3	1	0	2	1	5	4	4	7	0	27		
Allen	2	0	0	1	0	1	0	5	10	24	6	0	49	Marion	2	1	1	0	0	4	11	24	29	57	2	0	131		
Bartholomew	0	0	0	0	0	0	0	1	1	3	0	0	5	Marshall	0	0	0	0	0	0	3	2	0	2	0	0	7		
Benton	0	0	0	0	0	0	0	0	0	0	0	0	0	Martin	0	0	0	0	0	0	0	0	0	0	0	0	0		
Blackford	0	0	0	0	0	0	0	0	2	0	0	0	2	Miami	0	0	0	0	0	0	0	1	0	0	0	0	1		
Boone	0	0	0	0	0	0	1	1	1	0	0	0	3	Monroe	0	0	0	0	0	0	0	0	0	3	0	0	3		
Brown	0	0	0	0	0	0	0	0	1	1	0	0	2	Montgomery	0	0	0	0	0	0	1	0	0	1	2	0	4		
Carroll	0	0	0	0	0	0	0	0	0	0	0	0	0	Morgan	0	0	0	0	0	0	1	1	1	0	0	3			
Cass	0	0	0	0	0	2	0	0	6	0	0	0	3	Newton	0	0	1	0	0	0	0	0	0	1	0	2			
Clark	0	0	2	0	0	0	0	0	1	4	1	0	8	Noble	0	0	0	0	0	0	2	0	3	0	0	5			
Clay	0	0	0	0	0	0	0	1	0	1	0	0	2	Ohio	0	0	0	0	0	0	0	0	1	0	0	1			
Clinton	0	0	0	1	0	0	0	1	0	2	0	0	4	Orange	0	0	1	0	0	0	1	1	0	0	0	3			
Crawford	0	0	0	0	0	0	0	1	0	0	0	0	1	Owen	0	0	0	0	0	0	1	0	1	0	0	2			
Daviess	0	0	0	0	0	0	0	0	1	0	0	0	1	Parke	0	0	0	0	0	0	1	0	0	0	1	2			
Dearborn	0	0	0	0	0	0	2	3	9	0	0	14	Perry	0	0	0	0	0	1	0	0	0	1	0	2				
Decatur	0	0	1	1	0	0	1	1	0	2	3	0	9	Pike	1	0	0	0	0	0	0	0	0	1	0	2			
DeKalb	0	0	0	0	0	1	0	0	1	4	0	0	6	Porter	0	0	0	0	0	0	0	0	2	0	0	2			
Delaware	0	1	0	0	0	1	1	2	1	1	0	8	Posey	0	0	0	0	0	1	1	1	0	1	0	4				
Dubois	0	0	0	0	0	1	2	0	0	2	0	0	5	Pulaski	0	0	0	0	0	0	0	0	1	0	0	1			
Elkhart	0	3	0	0	1	1	3	1	4	6	1	0	20	Putnam	0	0	0	0	0	0	0	0	2	0	0	2			
Fayette	0	0	1	0	1	0	1	0	0	2	0	5	Randolph	0	0	0	0	0	0	0	1	0	0	0	1				
Floyd	0	0	0	0	0	1	0	0	0	0	0	1	Ripley	0	0	1	0	0	1	0	0	0	3	0	5				
Fountain	0	0	0	0	0	0	0	0	0	1	1	0	2	Rush	0	0	0	0	0	0	0	0	1	0	0	1			
Franklin	0	0	0	0	0	0	0	0	0	0	0	0	0	St. Joseph	0	0	1	0	0	0	1	0	5	0	7				
Fulton	0	0	0	0	0	0	0	0	0	1	0	0	1	Scott	0	0	0	0	0	0	0	2	3	1	0	6			
Gibson	0	0	0	0	0	0	2	1	2	2	2	0	9	Shelby	0	0	0	0	0	1	1	2	6	3	0	13			
Grant	0	0	0	0	0	0	0	0	2	2	0	0	4	Spencer	0	0	0	0	0	1	0	0	1	1	0	3			
Greene	0	0	0	0	0	0	0	0	0	1	0	1	1	Starke	1	0	0	0	0	1	1	0	0	0	0	3			
Hamilton	0	0	0	0	0	0	2	5	2	2	0	11	Steuken	0	0	0	0	0	1	0	0	0	0	0	0	1			
Hancock	0	0	0	0	0	0	0	0	0	2	0	0	2	Sullivan	0	0	0	0	0	0	0	1	4	0	0	5			
Harrison	1	0	0	0	0	0	0	0	1	0	0	0	2	Switzerland	0	0	0	0	0	0	1	1	0	1	0	3			
Hendricks	0	0	0	0	0	0	2	1	1	1	0	0	5	Tippecanoe	0	1	0	0	1	0	2	1	1	9	5	20			
Henry	0	0	0	0	0	0	1	1	1	1	0	0	4	Tipton	0	0	0	0	0	0	0	0	0	0	0	0			
Howard	0	1	0	0	0	0	1	3	0	1	0	0	6	Union	0	1	0	0	0	0	0	0	0	0	0	1			
Huntington	0	0	0	0	0	1	0	0	3	2	0	0	6	Vanderburgh	0	0	0	0	0	1	5	0	6	8	5	25			
Jackson	0	0	0	0	0	0	0	3	0	4	0	0	7	Vermillion	0	0	0	0	0	0	0	0	1	0	0	1			
Jasper	0	1	0	0	0	0	0	0	0	0	1	0	2	Vigo	0	0	0	0	0	0	2	1	3	0	0	6			
Jay	0	0	1	0	0	0	2	0	5	0	0	0	8	Wabash	0	0	0	0	0	0	1	0	6	1	0	8			
Jefferson	0	0	0	0	0	1	0	1	2	4	2	0	10	Warren	0	0	0	0	0	0	1	0	0	0	0	1			
Jennings	1	0	0	0	0	0	1	0	2	0	0	0	4	Warrick	0	0	0	0	0	0	0	0	0	0	0	0			
Johnson	0	0	0	0	0	1	1	0	4	2	1	0	9	Washington	0	0	0	0	0	0	0	0	2	0	0	2			
Knox	0	0	0	0	0	0	1	0	0	0	0	0	1	Wayne	0	0	0	0	0	0	1	1	2	0	0	4			
Kosciusko	0	0	0	0	0	0	0	0	3	3	0	0	6	Wells	0	0	0	0	0	0	0	1	1	6	0	8			
LaGrange	0	0	0	0	0	0	0	1	1	0	0	0	2	White	0	0	0	0	0	0	0	0	0	0	0	0			
Lake	2	0	0	0	0	0	1	2	6	0	0	0	11	Whitley	0	0	0	0	0	1	0	1	3	1	0	6			
LaPorte	0	0	0	0	0	1	0	0	1	0	0	0	2	Unknown	0	0	0	0	0	0	0	0	0	0	0	0			
Lawrence	0	0	0	0	0	0	0	0	3	1	0	0	4	Totals	10	9	13	4	3	18	50	80	110	244	68	0	609		

Data based on Most Serious Offense and includes only New- and Reccommitments.
Parole violators are not included.
**Other* may include missing, habitual offense, contempt of court, or misdemeanor.
***Unknown* represents offenders who were sentenced to DOC, but County of Commitment data was unavailable.
Source: Prsdm7.pgm

Indiana Department of Correction

Table 7

Release Type by County of Commitment - Adult Offenders

August 2021

County	Release Type					County	Release Type				
	Parole	Probation	Discharged	CTP	Total		Parole	Probation	Discharged	CTP	Total
Adams	2	1	0	0	3	Madison	22	8	4	2	36
Allen	15	14	0	4	33	Marion	50	53	14	7	124
Bartholomew	2	2	0	4	8	Marshall	2	7	2	0	11
Benton	1	0	0	0	1	Martin	1	0	0	0	1
Blackford	0	1	1	1	3	Miami	0	3	0	0	3
Boone	0	6	0	0	6	Monroe	3	0	2	1	6
Brown	0	0	0	0	0	Montgomery	5	1	0	2	8
Carroll	0	0	0	0	0	Morgan	5	1	1	0	7
Cass	1	2	2	2	7	Newton	1	0	0	0	1
Clark	0	2	0	0	2	Noble	1	3	1	1	6
Clay	1	0	0	0	1	Ohio	0	0	0	0	0
Clinton	2	1	0	2	5	Orange	1	0	0	0	1
Crawford	0	0	0	0	0	Owen	0	0	0	0	0
Daviess	1	0	1	0	2	Parke	1	0	0	0	1
Dearborn	3	2	1	0	6	Perry	1	0	0	0	1
Decatur	3	3	0	0	6	Pike	1	0	0	0	1
DeKalb	5	0	1	1	7	Porter	2	1	0	0	3
Delaware	5	0	0	1	6	Posey	1	0	1	0	2
Dubois	3	1	0	1	5	Pulaski	1	0	0	0	1
Elkhart	17	17	2	1	37	Putnam	4	2	0	1	7
Fayette	2	2	1	0	5	Randolph	0	3	1	0	4
Floyd	0	2	2	0	4	Ripley	1	0	1	0	2
Fountain	0	0	0	0	0	Rush	1	3	2	0	6
Franklin	0	1	0	0	1	St. Joseph	4	2	2	2	10
Fulton	0	1	0	0	1	Scott	4	4	0	1	9
Gibson	2	2	0	0	4	Shelby	2	2	1	1	6
Grant	7	3	1	2	13	Spencer	1	0	0	0	1
Greene	2	2	0	1	5	Starke	3	1	1	1	6
Hamilton	4	5	1	3	13	Steuben	3	0	0	2	5
Hancock	3	2	0	0	5	Sullivan	0	3	0	0	3
Harrison	1	2	0	0	3	Switzerland	1	0	0	0	1
Hendricks	2	4	0	0	6	Tippecanoe	3	9	1	4	17
Henry	3	2	0	2	7	Tipton	0	0	0	0	0
Howard	5	5	0	2	12	Union	0	0	0	0	0
Huntington	6	6	0	0	12	Vanderburgh	18	7	2	7	34
Jackson	2	1	0	1	4	Vermillion	3	0	0	0	3
Jasper	5	1	0	0	6	Vigo	0	6	0	1	7
Jay	3	1	0	0	4	Wabash	1	3	1	2	7
Jefferson	6	5	1	1	13	Warren	2	1	2	0	5
Jennings	3	2	4	1	10	Warrick	0	3	0	0	3
Johnson	7	2	3	0	12	Washington	2	1	0	0	3
Knox	1	0	0	0	1	Wayne	1	0	0	2	3
Kosciusko	6	3	2	1	12	Wells	3	1	1	0	5
LaGrange	1	1	0	1	3	White	0	0	0	0	0
Lake	10	3	4	4	21	Whitley	0	0	0	0	0
LaPorte	6	2	0	0	8	Unknown	0	0	0	0	0
Lawrence	2	2	0	2	6	Totals	305	242	67	75	689

This data excludes Temporary Moves, Safekeepers, Predispositions, Escapes, Deaths, releases from CTP and releases from Out of State Parole.

*"Unknown" represents offenders who were sentenced to DOC, but County of Commitment data was unavailable.

Source: prisrel7.pgm

Indiana Department of Correction
Table 8
The Number of Department of Correction Offenders
Held in County Jails*
September 1, 2021

<u>County</u>	<u>Adult Male</u>	<u>Adult Female</u>	<u>County</u>	<u>Adult Male</u>	<u>Adult Female</u>	<u>County</u>	<u>Adult Male</u>	<u>Adult Female</u>
Adams	1	0	Hendricks	7	0	Pike	0	0
Allen	37	3	Henry**	0	0	Porter	1	0
Bartholomew	9	3	Howard	6	1	Posey	1	0
Benton	0	0	Huntington	2	0	Pulaski**	1	1
Blackford**	0	0	Jackson	4	2	Putnam**	1	0
Boone	1	0	Jasper	2	0	Randolph	2	0
Brown	1	0	Jay	10	4	Ripley	4	1
Carroll	1	0	Jefferson	9	1	Rush	4	0
Cass	5	2	Jennings	5	1	St. Joseph	3	0
Clark	15	0	Johnson	19	4	Scott	13	2
Clay	2	0	Knox**	1	0	Shelby	3	0
Clinton	6	1	Kosciusko	9	0	Spencer**	25	1
Crawford**	0	0	LaGrange	2	0	Starke	1	0
Daviess	2	0	Lake	10	1	Steuben	0	0
Dearborn	13	0	LaPorte	3	0	Sullivan	5	0
Decatur	7	2	Lawrence	5	1	Switzerland	2	0
DeKalb	9	0	Madison	15	0	Tippecanoe	18	0
Delaware	10	0	Marion	37	2	Tipton	1	0
Dubois	3	2	Marshall	11	0	Union	0	0
Elkhart	27	1	Martin	1	0	Vanderburgh	27	1
Fayette	5	1	Miami	2	0	Vermillion	2	0
Floyd	1	0	Monroe	7	0	Vigo	9	0
Fountain	1	0	Montgomery	6	0	Wabash	6	1
Franklin	0	0	Morgan	2	1	Warren	1	0
Fulton	2	1	Newton	2	0	Warrick	1	0
Gibson	10	1	Noble	9	1	Washington	2	0
Grant	9	0	Ohio	1	0	Wayne	9	0
Greene	5	0	Orange**	4	1	Wells**	9	1
Hamilton	9	2	Owen	2	0	White	1	0
Hancock	2	0	Parke	1	1	Whitley	6	0
Harrison**	0	0	Perry	1	0	Total	546	48

* Data is based on known frequencies reported by the counties; some county data may be missing

** County Jail Substance Abuse Programs

Source: Offender Movement

Indiana Department of Correction
Table 9
Community Transition Program
Average Daily Populations

<u>Month</u>	<u>2016</u>	<u>2017</u>	<u>2018</u>	<u>2019</u>	<u>2020</u>	<u>2021</u>
January	518	465	392	382	338	301
February	480	475	402	379	338	304
March	492	475	411	372	317	300
April	518	481	441	376	278	291
May	499	487	443	396	279	270
June	469	481	398	379	241	291
July	491	445	386	393	256	293
August	496	421	395	336	254	275
September	509	400	387	330	262	
October	478	385	384	324	259	
November	470	389	366	323	270	
December	<u>461</u>	<u>372</u>	<u>381</u>	<u>339</u>	<u>275</u>	
YEARLY AVERAGE	490	440	399	361	281	

Source: CTP Database and OIS Warmbody

Indiana Department Of Correction
Table 10
Community Transition Program
August 2021 Release Information (Felony Level A-D)

Total number of offenders eligible to be released =		105
Felony A and B total =	90	
Felony C total =	10	
Felony D total =	0	
Murder =	5	
Total number of offenders transitioned to counties for CTP =		17
By default (lack of response from judge)		
Felony A or B =	0	
Felony C =	1	
Felony D =	0	
By approval by court order from judge		
Felony A or B =	15	
Felony C =	0	
Felony D =	0	
Murder =	1	
Total number of offenders transitioned to counties then returned to DOC due to refusal (court ordered denial upon receipt of offender) =		0
Total number of court ordered denials =		54
Felony A or B =	45	
Felony C =	7	
Felony D =	0	
Murder =	2	
Total number of Felony A or B, or Murder denials by default (no response from judge) =		26
Total number of offenders who became ineligible after eligibility determined but prior to CTP commencement date (reasons include change in Earliest Possible Release Date, change in warrant status, released to probation or to parole, other miscellaneous) =		8
Felony A or B =	5	
Felony C =	2	
Felony D =	0	
Murder =	1	

Source: SAS - CTP2 Adms

Indiana Department Of Correction
Table 10
Community Transition Program
August 2021 Release Information (Felony Level A-D)

Total number of offenders eligible to be released =		291
Felony 1 and 2 total =	11	
Felony 3 and 4 total =	110	
Felony 5 and 6 total =	170	
Total number of offenders transitioned to counties for CTP =		64
By default (lack of response from judge)		
Felony 1 and 2 total =	0	
Felony 3 and 4 total =	0	
Felony 5 and 6 total =	16	
By approval by court order from judge		
Felony 1 and 2 total =	6	
Felony 3 and 4 total =	22	
Felony 5 and 6 total =	20	
Total number of offenders transitioned to counties then returned to DOC due to refusal (court ordered denial upon receipt of offender) =		0
Total number of court ordered denials =		156
Felony 1 and 2 total =	2	
Felony 3 and 4 total =	48	
Felony 5 and 6 total =	106	
Total number of Felony 1 or 2 denials by default (no response from judge) =		1
Total number of offenders who became ineligible after eligibility determined but prior to CTP commencement date (reasons include change in Earliest Possible Release Date, change in warrant status, released to probation or to parole, other miscellaneous) =		45
Felony 1 and 2 total =	2	
Felony 3 and 4 total =	15	
Felony 5 and 6 total =	28	

Source: SAS - CTP2 Adms

Indiana Department of Correction
Table 11
Total Number of Felony Offenses
Committed to the Indiana Department of Correction

August 2021

Felony Level	Primary Offense	Secondary Offense	Aug-21		This Calendar Year	
			SEX		SEX	
			F	M	F	M
A Felony	Arson (35-43-1-1)		-	-	-	1
	Burglary (35-43-2-1)		-	1	-	2
	Child Molesting (35-42-4-3)		-	4	-	14
	Dealing Cocaine or Narcotic Drug (35-48-4-1)		-	6	-	15
	Dealing Methamphetamine (35-48-4-1.1)		-	-	-	3
	Dealing Sched I, II, or III Cntrlrd Sub (35-48-4-2)		-	-	2	1
	Neglect of a Dependent/Death (35-46-1-4)		-	-	1	-
	Robbery (35-42-5-1)		-	1	-	1
A Felony Total			0	12	3	37

Felony Level	Primary Offense	Secondary Offense	Aug-21		This Calendar Year	
			SEX		SEX	
			F	M	F	M
B Felony	Aggravated Battery (35-42-2-1.5)		-	-	-	3
	Arson (35-43-1-1)		-	-	-	1
	Battery (35-42-2-1)		-	-	-	1
	Burglary (35-43-2-1)		-	4	1	33
	Child Molesting (35-42-4-3)		-	1	-	5
	Criminal Confinement (35-42-3-3)		-	-	-	5
	Dealing Cocaine or Narcotic Drug (35-48-4-1)		-	3	-	20
	Dealing Methamphetamine (35-48-4-1.1)		1	1	5	25
	Dealing Sched I, II, or III Cntrlrd Sub (35-48-4-2)		-	-	5	10
	Escape/Failure to Return (35-44-3-5)		-	-	-	1
	Felon in Possession of a Firearm (35-47-4-5)		-	2	-	7
	Possession Methamphetamine (35-48-4-6.1)		-	-	-	1
	Possession of Cocaine or Narcotic Drug (35-48-4-6)		-	-	-	1
	Rape (35-42-4-1)		-	-	-	2
	Robbery (35-42-5-1)		-	4	2	33
	Sexual Misconduct with a Minor (35-42-4-9)		-	1	-	5
Vicious Sexual Gratification (35-42-4-5)		-	1	-	1	
B Felony Total			1	17	13	154

Felony Level	Primary Offense	Secondary Offense	Aug-21		This Calendar Year	
			SEX		SEX	
			F	M	F	M
C Felony	Battery (35-42-2-1)		-	-	1	4
	Burglary (35-43-2-1)		-	2	1	9
	Child Molesting (35-42-4-3)		-	2	-	4
	Corrupt Business Influence (35-45-6-2)		1	-	1	-
	Criminal Confinement (35-42-3-3)		-	-	-	1
	Forgery (35-43-5-2)		-	-	3	4
	Handgun Violation (35-47-2-7)		-	-	-	1
	Intimidation (35-45-2-1)		-	-	-	1
	Neglect of a Dependent (35-46-1-4)		-	-	-	1
	Non-Support of Dependent Child (35-46-1-5)		1	-	1	7
	Operating Vehicle Intoxicated/Injury (9-30-5-4)		-	1	-	1
	Operating Vehicle w/Lifetime Suspension (9-30-10-17)		-	-	-	2
	Possession Methamphetamine (35-48-4-6.1)		-	-	-	1
	Possession of Cocaine or Narcotic Drug (35-48-4-6)		-	-	-	2
	Possession of Precursors (35-48-4-14.5)		-	-	1	-
	Robbery (35-42-5-1)		-	1	-	5
	Sexual Misconduct with a Minor (35-42-4-9)		-	-	-	3
C Felony Total			2	6	8	46

Felony Level	Primary Offense	Secondary Offense	Aug-21		This Calendar Year	
			SEX		SEX	
			F	M	F	M
D Felony	Auto Theft, Receiving Stolen Parts (35-43-4-2.5)		-	-	1	3
	Check Fraud (35-43-5-12)		-	-	1	-
	Criminal Recklessness (35-42-2-2)		-	1	-	1
	Driving While Suspended/Oper Veh HTV (9-30-10-16)		-	2	-	3
	Failure to Return to Lawful Detention (35-44-3-5)		-	-	-	2
	Fraud (35-43-5-4)		-	-	-	1
	Intimidation (35-45-2-1)		-	-	-	2
	Maintaining a Common Nuisance (35-48-4-13)		-	-	1	2
	Non-Support of a Child (35-46-1-5)		-	1	2	3
	Operating Vehicle Intox-Prior (9-30-5-3)		-	1	-	1
	Poss. of Marijuana, Hash Oil, or Hashish (35-48-4-11)		-	1	-	1
	Possession - Syringe/Needle (16-42-19-18)		-	1	-	1
	Possession of Cocaine or Narcotic Drug (35-48-4-6)		-	-	-	2
	Possession of Controlled Substance (35-48-4-7)		-	-	-	5
	Possession of Precursors (35-48-4-14.5)		-	1	-	2
	Resisting Law Enforcement (35-44-3-3)		-	-	-	2
	Resisting Law Enforcement, Vehicle (35-44.1-3-1A)		-	-	-	1
Theft, Receiving Stolen Property (35-43-4-2)		-	2	2	11	
D Felony Total			0	10	7	43

Felony Level	Primary Offense	Secondary Offense	Aug-21		This Calendar Year	
			SEX		SEX	
			F	M	F	M
Level 1 Felony	Attempted Murder (35-42-1-1(1))		-	1	-	1

Attempt to Commit a Felony (35-41-5-1)	Atmpted Murder (35-42-1-1(1))	-	-	-	1
Burglary (35-43-2-1)	Murder (35-42-1-1)	-	3	-	13
Child Molesting (35-42-4-3)		-	1	-	3
Conspiracy (35-41-5-2)	Child Molesting (35-42-4-3)	-	25	1	89
Dealing a Substance Resulting in Death	Murder (35-42-1-1)	-	1	2	1
Firearm Enhancement (35-50-2-11)		-	-	-	7
Neglect of a Dependent/Death (35-46-1-4)		-	1	-	5
Rape (35-42-4-1)		1	2	2	2
		-	-	-	3
Level 1 Felony Total		1	34	5	126

Felony Level	Primary Offense	Secondary Offense	Aug-21		This Calendar Year	
			SEX		SEX	
			F	M	F	M
Level 2 Felony	Aiding, Inducing or Causing an Offense (35-41-2-4)	Burglary (35-43-2-1)	-	-	-	1
		Criminal Confinement (35-42-3-3)	-	-	1	-
		Dealing Methamphetamine (35-48-4-1.1)	-	-	1	1
		Kidnapping (35-42-3-2)	-	-	1	-
		Robbery (35-42-5-1)	-	-	-	1
Arson (35-43-1-1)			-	1	-	1
Attempt to Commit a Felony (35-41-5-1)		Dealing Methamphetamine (35-48-4-1.1)	-	-	1	-
		Robbery (35-42-5-1)	-	-	-	1
Battery (35-42-2-1)			-	1	-	1
Burglary (35-43-2-1)			2	4	4	15
Conspiracy (35-41-5-2)		Deal Sched 1,2,3 Sub (35-48-4-2)	-	-	-	1
		Dealing Cocaine or Narcotic Drug (35-48-4-1)	-	-	1	-
		Dealing Methamphetamine (35-48-4-1.1)	-	-	1	1
		Murder (35-42-1-1)	-	-	-	1
		Robbery (35-42-5-1)	-	-	-	1
	Criminal Confinement (35-42-3-3)		-	-	-	1
	Dealing Cocaine or Narcotic Drug (35-48-4-1)		1	3	4	29
	Dealing Methamphetamine (35-48-4-1.1)		5	27	36	157
	Dealing Sched I, II, or III Cntrl Sub (35-48-4-2)		1	2	1	12
	Manufacturing Methamphetamine (35-42-4-5)		-	-	-	1
	Robbery (35-42-5-1)		3	5	3	23
	Voluntary Manslaughter (35-42-1-3)		1	3	6	20
Level 2 Felony Total			13	46	60	268

Felony Level	Primary Offense	Secondary Offense	Aug-21		This Calendar Year	
			SEX		SEX	
			F	M	F	M
Level 3 Felony	Accident/Failure to Stop-Serious Inj/Death (9-26-1-1.1)		-	1	-	5
	Aggravated Battery (35-42-2-1.5)		2	8	6	54
	Aiding, Inducing or Causing an Offense (35-41-2-4)	Aggravated Battery (35-42-2-1.5)	-	-	1	-
		Criminal Confinement (35-42-3-3)	-	-	2	3
		Dealing Cocaine or Narcotic Drug (35-48-4-1)	-	-	-	1
		Robbery (35-42-5-1)	-	-	1	4
	Arson (35-43-1-1)		-	1	-	1
	Attempt to Commit a Felony (35-41-5-1)	Aggravated Battery (35-42-2-1.5)	-	-	1	1
		Possession of Cocaine or Narcotic Drug (35-48-4-6)	-	-	1	-
		Rape (35-42-4-1)	-	-	-	2
		Robbery (35-42-5-1)	-	2	-	9
	Battery (35-42-2-1)		-	-	2	2
	Burglary (35-43-2-1)		-	1	-	10
	Child Molesting (35-42-4-3)		1	4	1	31
	Conspiracy (35-41-5-2)	Dealing Cocaine or Narcotic Drug (35-48-4-1)	-	-	1	-
		Dealing Methamphetamine (35-48-4-1.1)	-	-	2	-
		Possession of Meth (35-48-4-6.1)	-	-	1	-
		Robbery (35-42-5-1)	1	-	1	3
	Criminal Confinement (35-42-3-3)		-	6	-	38
	Dealing Cocaine or Narcotic Drug (35-48-4-1)		-	5	8	34
	Dealing Methamphetamine (35-48-4-1.1)		5	8	33	56
	Dealing Sched I, II, or III Cntrld Sub (35-48-4-2)		-	1	2	12
	Dealing Sched IV Cntrld Sub (35-48-4-3)		-	-	-	5
	Dealing in Sub that Results in Death (35-42-1-1.5)		-	-	-	1
	Domestic Battery SBI Under 14 (35-42-2-1.3A)		-	-	1	1
	Human Sexual Trafficking (35-42-3-5-1)		-	-	-	1
	Kidnapping (35-42-3-2)		2	3	2	7
	Neglect of a Dependent/Death (35-46-1-4)		2	1	11	8
	Possession of Cocaine or Narcotic Drug (35-48-4-6)		-	2	1	12
	Possession of Meth (35-48-4-6.1)		1	5	11	45
	Rape (35-42-4-1)		-	6	-	36
	Resisting Law Enforcement (35-44.1-3-1)		-	-	-	2
	Robbery (35-42-5-1)		4	24	11	186
Level 3 Felony Total			18	78	100	570

Felony Level	Primary Offense	Secondary Offense	Aug-21		This Calendar Year	
			SEX		SEX	
			F	M	F	M
Level 4 Felony	Aiding, Inducing or Causing an Offense (35-41-2-4)	Dealing Methamphetamine (35-48-4-1.1)	-	-	1	-
		Dealing Sched 1,2,3 Sub (35-48-4-2)	-	-	1	-
		Possession of Meth (35-48-4-6.1)	-	-	1	-
	Arson (35-43-1-1)		-	6	7	25
	Attempt to Commit a Felony (35-41-5-1)	Arson (35-43-1-1)	-	-	1	-
	Burglary (35-43-2-1)		6	25	27	150
	Child Exploitation (35-42-4-4)		-	1	-	7
	Child Molesting (35-42-4-3)		-	9	1	81
	Child Solicitation (35-42-4-6)		-	3	-	12
	Conspiracy (35-41-5-2)	Dealing Methamphetamine (35-48-4-1.1)	-	-	1	-
		Dealing Sched 1,2,3 Sub (35-48-4-2)	-	-	1	-
		Sexual Misconduct with a Minor (35-42-4-9)	-	-	-	1
	Criminal Confinement (35-42-3-3)		-	1	-	6
	Dealing Cocaine or Narcotic Drug (35-48-4-1)		1	8	8	47
	Dealing Methamphetamine (35-48-4-1.1)		6	9	33	102
	Dealing Sched I, II, or III Cntrld Sub (35-48-4-2)		-	1	2	17
	Dealing Sched IV Controlled Substance (35-48-4-3)		-	-	-	2
	Felon in Possession of a Firearm (35-47-4-5)		-	36	4	209
	Habitual Offender (35-50-2-8)		-	1	-	1
	Incest (35-46-1-3)		-	4	2	10
	Kidnapping(35-42-3-2)		-	-	-	1
	Leaving Scene of Accident with Serious Bodily Injury		-	1	2	5
	Manufacturing Meth (35-48-4-1.2)		-	2	-	5
	Operating Vehicle Intoxicated/Death (9-30-5-5)		2	5	8	20
	Operating a Vehicle While Intoxicated Causing Serious Bodily Injury		-	1	2	2
	Pharmacy Robbery (35-42-5-1(b))		-	-	-	2
	Possession of Cocaine or Narcotic Drug (35-48-4-6)		-	1	1	12
	Possession of Dangerous Device (35-44.1-3-7)		-	-	-	1
	Possession of Meth (35-48-4-6.1)		2	6	19	65
	Sexual Battery (35-42-4-8)		-	-	-	2
	Sexual Misconduct with a Minor (35-42-4-9)		1	9	2	52
	Stalking (35-45-10-5)		-	-	-	1
	Vicarious Sexual Gratification (35-42-4-5)		-	-	-	1
Level 4 Felony Total			18	129	124	839

Felony Level	Primary Offense	Secondary Offense	Aug-21		This Calendar Year	
			SEX		SEX	
			F	M	F	M
Level 5 Felony	Aiding, Inducing or Causing an Offense (35-41-2-4)	Battery (35-42-2-1)	-	-	-	1
		Burglary (35-43-2-1)	-	-	1	2
		Dealing Methamphetamine (35-48-4-1.1)	-	-	1	-
		Dealing in Methamphetamine (35-48-4-1.1)	1	-	1	-
		Dealing/Poss. Look-Alike Subs (35-48-4-4.6)	-	-	-	1
		Firearm w/in One Mile of School (35-47-2-1)	-	-	1	-
		Robbery (35-42-5-1)	-	-	1	-
	Assisting a Criminal (35-44.1-2-5)		-	-	4	3
	Attempt to Commit a Felony (35-41-5-1)	Battery (35-42-2-1)	-	-	-	2
		Burglary (35-43-2-1)	-	-	-	2
		Dealing Sched I, II, or III Cntrld Sub (35-48-4-2)	-	-	-	1
		Dealing in Methamphetamine (35-48-4-1.1)	-	-	-	1
		Escape (35-44.1-3-4)	-	-	1	1
		F516	-	-	-	1
		Obstruction of Justice (35-44-3-4)	-	-	-	1
		Robbery (35-42-5-1)	-	-	3	2
	Auto Theft, Receiving Stolen Parts (35-43-4-2.5)		-	2	-	12
	Battery (35-42-2-1)		5	31	30	223
	Burglary (35-43-2-1)		1	25	12	183
	Check Deception (35-43-5-5)		-	-	-	1
	Child Exploitation (35-42-4-4)		-	-	-	18
	Child Pornography (35-42-4-4(C))		-	7	-	15
	Child Possession of a Firearm (35-47-10-5)		-	-	-	2
	Child Seduction (35-42-4-7)		-	2	-	5
	Child Solicitation (35-42-4-6)		-	2	1	12
	Conspiracy (35-41-5-2)	Burglary (35-43-2-1)	-	-	-	2
		Dealing Cocaine or Narcotic Drug (35-48-4-1)	-	-	1	-
		Dealing Methamphetamine (35-48-4-1.1)	-	-	1	-
		Dealing in Methamphetamine (35-48-4-1.1)	-	-	-	3
		Fraud on Financial Institution (35-43-5-8)	-	-	-	1
		Theft, Recv Stolen Prop (35-43-4-2)	-	-	2	-
		Trafficking with an Inmate (35-44.1-3-5)	-	1	1	2
	Contrib. to the Delinquency of a Minor(35-46-1-8)		-	-	1	3
	Conversion (35-43-4-3)		-	1	1	1
	Corrupt Business Influence (35-45-6-2)		1	2	2	15
	Criminal Confinement (35-42-3-3)		-	4	2	34
	Criminal Gang Activity (35-45-9-3)		-	-	-	1
	Criminal Recklessness (35-42-2-2)		-	12	2	33
	Dealing Cocaine or Narcotic Drug (35-48-4-1)		2	3	16	47
	Dealing Marijuana, Hash Oil, or Hashish (35-48-4-10)		-	1	-	12
	Dealing Methamphetamine (35-48-4-1.1)		6	28	40	159
	Dealing Sched I, II, or III Cntrld Sub (35-48-4-2)		-	1	2	9
	Dealing Sched IV Cntrld Sub (35-48-4-3)		-	-	-	1
	Dealing in Methamphetamine (35-48-4-1.1)		3	8	21	69
	Dealing/Poss. Look-Alike Subs (35-48-4-4.6)		-	3	-	12
	Disarm/Attempt to Disarm an Officer (35-44.1-3-2)		-	2	-	7
	Domestic Battery (35-42-2-1.3)		2	25	15	147
	Escape (35-44.1-3-4)		2	5	10	35
	Fail to Stop Acc Death (9-26-1-1.1)		-	1	-	5
	Failure to Register as a Sex Offender (11-8-8-17)		-	14	2	65
	Felon Fraud in Offer (23-19-5-1)		-	-	-	1
	Firearm w/in One Mile of School (35-47-2-1)		2	27	10	181
	Fraud on Financial Institution (35-43-5-8)		-	-	3	22
	Habitual Felony Offender (35-50-2-8)		-	-	-	1
	Home Improvement Fraud (35-43-6-12)		-	-	-	1
	Incest (35-46-1-3)		-	3	-	5
	Intimidation (35-45-2-1)		1	18	9	90
	Involuntary Manslaughter (35-42-1-4)		-	-	1	4
	Kidnapping (35-42-3-2)		-	-	-	6
	Neglect of a Dependent/Death (35-46-1-4)		4	-	11	7
	Non-Support of Dependent Child (35-46-1-5)		-	1	-	6
	Obliterating Handgun I.D. (35-47-2-18)		1	3	2	9
	Obstruction of Justice (35-44.1-2-2)		-	2	-	4
	Oper Veh Aft Life Susp (9-30-10-17)		1	13	6	89
	Operating Veh while Intoxicated (9-30-5-2)		1	-	1	2
	Operating Vehicle Intox-Prior (9-30-5-3)		-	-	-	5
	Operating Vehicle Intoxicated-Contrld Sub (9-30-5-1)		-	-	-	1
	Operating Vehicle Intoxicated/Death (9-30-5-5)		-	-	-	2
	Operating Vehicle Intoxicated/Injury (9-30-5-4)		-	2	6	15
	Possession - Destruct Device (35-47.5-5-2)		-	-	-	2
	Possession of Cocaine or Narcotic Drug 35-48-4-6		3	8	11	43
	Possession of Dangerous Device (35-44.1-3-7)		-	-	-	2
	Possession of Syringes or Needles (16-42-19-18)		-	-	2	1
	Possession/Use of Legend Drug (16-42-19-13)		-	-	-	1
	Reckless Homicide (35-42-1-5)		1	1	5	8
	Resisting Law Enforcement (35-44.1-3-1)		1	-	1	8
	Robbery (35-42-5-1)		1	10	11	77
	Sexual Misconduct with Service Provider (35.44.1-3-10)		-	-	-	2
	Sexual Misconduct with a Minor (35-42-4-9)		-	5	1	30
	Stalking (35-45-10-5)		-	3	-	18
	Strangulation (35-42-2-9)		-	-	-	5
	Synthetic ID Deception (35-43-5-3.8)		-	-	-	1
	Theft, Receiving Stolen Property (35-43-4-2)		1	4	6	42
	Trafficking with an Inmate (35-44.1-3-5)		1	1	3	9
	Vicarious Sexual Gratification		-	-	-	1
	Vicarious Sexual Gratification (35-42-4-5)		-	-	-	1
Level 5 Felony Total			41	281	264	1854

Felony Level	Primary Offense	Secondary Offense	Aug-21		This Calendar Year	
			SEX		SEX	
			F	M	F	M
Level 6 Felony	Abuse of a Corpse (35-45-11-2)		-	-	-	2
	Aiding in Manufacture of Sch II Cont Subst (35-48-4-2)		1	-	1	1

Aiding, Inducing or Causing an Offense (35-41-2-4)				1
Assisting a Criminal (35-44.1-2-5)				3
Attempt to Commit a Felony (35-41-5-1)				1
	Insurance Fraud (35-43-5-4.5)			1
	Attempted/Obstruction of Justice (35-41-5-1)			1
	Insurance Fraud (35-43-5-4.5)			1
	Residential Entry (35-43-2-1.5)			1
	Theft, Receiving Stolen Property (35-43-4-2)			1
Auto Theft, Receiving Stolen Parts (35-43-4-2.5)	1	3	7	31
Battery 35-42-2-1		13	13	60
Check Deception (35-43-5-5)				2
Check Fraud (35-43-5-12)			1	2
Child Exploitation (35-42-4-4)				5
Conspiracy (35-41-5-2)				1
Contrib Delinquency (35-46-1-8)				1
Controlled Substance Registration (35-48-4-14)			1	-
Criminal Confinement (35-42-3-3)		2	1	17
Criminal Confinement (35-42-3-3)		11	6	101
Criminal Mischief (35-43-1-2)				3
Criminal Recklessness (35-42-2-2)	1	6	2	19
Criminal Trespass (35-43-2-2)				1
Cruelty to Animals (35-46-3-12)				2
Dealing Fake Controlled Substances (35-48-4-4.6)				2
Dealing Marijuana, Hash Oil, or Hashish (35-48-4-10)				10
Dealing Sched IV Cntrld Sub (35-48-4-3)			3	1
Dealing/Poss. Look-Alike Subs (35-48-4-10.5)		1		2
Dealing/Poss. Look-Alike Subs (35-48-4-11.5)				1
Dissemination of Matter Harmful to Minor (35-49-3-3)		3		5
Escape 35-44.1-3-4	4	14	30	101
Fail to Reg Sex Off (11-8-8-17)		4		17
Failure to Appear (35-44.1-2-9)		2	1	7
False Reporting(35-44.1-2-3)				1
Forgery, Counterfeiting, Application Fraud (35-43-5-2)	3		12	21
Habitual Veh Subst Offender Enhance (9-30-15.5-2)				1
Identity Deception (35-43-5-3.5)			4	4
Insurance Fraud (35-43-5-4.5)		2	3	14
Intimidation (35-45-2-1)	1	5	4	43
Invasion of Privacy (35-46-1-15.1)		2	2	41
Leaving the Scene of an Accident(9-26-1-1.1)		1		9
Maintain Common Nuisance (35-45-2-1(c))	2	1	5	17
Maintaining Common Nuisance (35-48-4-13)			3	6
Neglect of a Dependent/Death (35-46-1-4)	1	3	7	15
Non-Support of Dependent Child (35-46-1-5)			1	-

Felony Level	Primary Offense	Secondary Offense	Aug-21		This Calendar Year	
			SEX		SEX	
			F	M	F	M
Level 6 Felony (Cont'd)	Obstruction of Justice (35-44.1-2-2)		-	5	3	14
	Official Misconduct (35-44.1-1-1)		-	-	-	1
	Oper Vehicle-Intox-Prev Conv (9-30-5-3)		-	-	2	11
	Operating Vehicle Intoxicated-Contrld Sub (9-30-5-1)		1	2	2	18
	Operating Vehicle Intoxicated-Endanger (9-30-5-2)		-	6	7	42
		Habitual Offender Controlled Substance (35-50-2-10)	-	-	-	2
	Operating Vehicle Intoxicated/Injury (9-30-5-4)		-	1	2	4
	Operating Vehicle-Habitual Violation (9-30-10-16)		-	8	8	39
	Pointing a Firearm (35-47-4-3)		-	2	3	10
	Poss Precursors (35-48-4-14.5)		-	-	-	1
	Possession Sched IV Contrlrd Sub w/in 1,000 ft (35-48-4-7)		-	3	-	9
	Possession of Child Pornography (35-42-4-4(C))		-	-	-	8
	Possession of Cocaine or Narcotic Drug (35-48-4-6)		5	6	24	61
	Possession of Marijuana (35-48-4-11)		-	-	-	6
	Possession of Meth(35-48-4-6.1)		7	33	54	210
	Possession of Syringes or Needles (16-42-19-18)		2	13	28	104
	Possession or Use of Legend Drug (16-42-19-13)		-	2	5	12
	Residential Entry (35-43-2-1.5)		1	8	6	36
	Resisting Law Enforce (35-44.1-3-1)		1	18	10	134
	Sex Offender without Identification (11-8-8-15)		-	1	1	3
	Sexual Battery (35-42-4-8)		-	2	-	11
	Stalking (35-45-10-5)		-	-	1	2
	Strangulation (35-42-2-9)		-	7	2	37
	Synthetic ID Deception (35-43-5-3.8)		-	1	1	4
	Theft, Receiving Stolen Property (35-43-4-2)		1	33	39	189
	Unauthorized Entry of Motor Veh (35-43-4-2.7)		-	-	-	2
	Voyeurism (35-45-4-5)		-	1	-	1
Level 6 Felony Total			32	225	305	1545

Felony Level	Primary Offense	Secondary Offense	Aug-21		This Calendar Year	
			SEX		SEX	
			F	M	F	M
Murder	Murder (35-42-1-1)		-	10	7	64
Murder Total			0	10	7	64

Felony Level	Primary Offense	Secondary Offense	Aug-21		This Calendar Year	
			SEX		SEX	
			F	M	F	M
Habitual Offender	Habitual Offender (35-50-2-8)		-	4	4	28
	Habitual Offender Controlled Substance (35-50-2-10)		-	-	1	7
Habitual Offender Total			0	4	5	35

			Aug-21		This Calendar Year	
			SEX		SEX	
			F	M	F	M
Grand Total			126	852	901	5581

Note: Offense data may not be available for all offenders at the time this table was prepared.
Only new commitments and probation violations are reported on this table.
Parole and Community Transition Program violators are excluded on this table.
Source: SAS - all.citations_mso.pgm

Indiana Department of Correction
Table 12
Number of New Admissions by Most Serious Offense
Committed to the Indiana Department of Correction

August 2021

Felony Level	Primary Offense	Secondary Offense	Aug-21		This Calendar Year	
			SEX		SEX	
			F	M	F	M
Level A Felony	Arson (35-43-1-1)		-	-	-	1
	Burglary (35-43-2-1)		-	1	-	2
	Child Molesting (35-42-4-3)		-	2	-	7
	Dealing Cocaine or Narcotic Drug (35-48-4-1)		-	5	-	14
	Dealing Methamphetamine (35-48-4-1.1)		-	-	-	3
	Dealing Sched I, II, or III Cntrl'd Sub (35-48-4-2)		-	-	1	1
	Neglect of a Dependent/Death (35-46-1-4)		-	-	1	-
	Robbery (35-42-5-1)		-	1	-	1
Level A Felony			0	9	2	29

Felony Level	Primary Offense	Secondary Offense	Aug-21		This Calendar Year	
			SEX		SEX	
			F	M	F	M
Level B Felony	Aggravated Battery (35-42-2-1.5)		-	-	-	3
	Arson (35-43-1-1)		-	-	-	1
	Battery (35-42-2-1)		-	-	-	1
	Burglary (35-43-2-1)		-	3	1	28
	Child Molesting (35-42-4-3)		-	-	-	3
	Criminal Confinement (35-42-3-3)		-	-	-	2
	Dealing Cocaine or Narcotic Drug (35-48-4-1)		-	3	-	19
	Dealing Methamphetamine (35-48-4-1.1)		1	1	5	23
	Dealing Sched I, II, or III Cntrl'd Sub (35-48-4-2)		-	-	5	9
	Escape/Failure to Return (35-44-3-5)		-	-	-	1
	Felon in Possession of a Firearm (35-47-4-5)		-	1	-	6
	Rape (35-42-4-1)		-	-	-	2
	Robbery (35-42-5-1)		-	3	2	23
	Sexual Misconduct with a Minor (35-42-4-9)		-	1	-	5
Level B Felony Total			1	12	13	126

Felony Level	Primary Offense	Secondary Offense	Aug-21		This Calendar Year	
			SEX		SEX	
			F	M	F	M
Level C Felony	Battery (35-42-2-1)		-	-	1	2
	Burglary (35-43-2-1)		-	-	1	5
	Child Molesting (35-42-4-3)		-	1	-	3
	Corrupt Business Influence (35-45-6-2)		1	-	1	-
	Criminal Confinement (35-42-3-3)		-	-	-	1
	Forgery (35-43-5-2)		-	-	3	4
	Handgun Violation (35-47-2-7)		-	-	-	1
	Neglect of a Dependent (35-46-1-4)		-	-	-	1
	Non-Support of Dependent Child (35-46-1-5)		1	-	1	5
	Operating Vehicle Intoxicated/Injury (9-30-5-4)		-	1	-	1
	Operating Vehicle w/Lifetime Suspension (9-30-10-17)		-	-	-	2
	Possession of Cocaine or Narcotic Drug (35-48-4-6)		-	-	-	2
	Robbery (35-42-5-1)		-	-	-	1
	Sexual Misconduct with a Minor (35-42-4-9)		-	-	-	1
	Level C Felony Total			2	2	7

Felony Level	Primary Offense	Secondary Offense	Aug-21		This Calendar Year	
			SEX		SEX	
			F	M	F	M
Level D Felony	Auto Theft, Receiving Stolen Parts (35-43-4-2.5)		-	-	-	1
	Check Fraud (35-43-5-12)		-	-	1	-
	Driving While Suspended/Oper Veh HTV (9-30-10-16)		-	1	-	2
	Fraud (35-43-5-4)		-	-	-	1
	Intimidation (35-45-2-1)		-	-	-	2
	Non-Support of a Child (35-46-1-5)		-	-	1	2
	Possession of Controlled Substance (35-48-4-7)		-	-	-	2
	Possession of Precursors (35-48-4-14.5)		-	1	-	1
	Resisting Law Enforcement (35-44-3-3)		-	-	-	1
	Resisting Law Enforcement, Vehicle (35-44.1-3-1A)		-	-	-	1
	Theft, Receiving Stolen Property (35-43-4-2)		-	1	-	4
Level D Felony Total			0	3	2	17

Felony Level	Primary Offense	Secondary Offense	Aug-21		This Calendar Year	
			SEX		SEX	
			F	M	F	M
Level 1 Felony	Attempted Murder (35-42-1-1(1))		-	1	-	1
	Attempt to Commit a Felony (35-41-5-1)	Attempted Murder (35-42-1-1(1))	-	-	-	1
		Murder (35-42-1-1)	-	2	-	12
	Burglary (35-43-2-1)		-	-	-	1
	Child Molesting (35-42-4-3)		-	10	1	55
	Conspiracy (35-41-5-2)	Murder (35-42-1-1)	-	1	1	1
	Dealing a Substance Resulting in Death		-	-	-	6
	Firearm Enhancement (35-50-2-11)		-	1	-	2
	Neglect of a Dependent/Death (35-46-1-4)		1	2	2	2
	Rape (35-42-4-1)		-	-	-	2
Level 1 Felony Total			1	17	4	83

Felony Level	Primary Offense	Secondary Offense	Aug-21		This Calendar Year	
			SEX		SEX	
			F	M	F	M
Level 2 Felony	Aiding, Inducing or Causing an Offense (35-41-2-4)	Burglary (35-43-2-1)	-	-	-	1
		Dealing Methamphetamine (35-48-4-1.1)	-	-	1	1
		Kidnapping (35-42-3-2)	-	-	1	-
		Robbery (35-42-5-1)	-	-	-	1
	Attempt to Commit a Felony (35-41-5-1)	Dealing Methamphetamine (35-48-4-1.1)	-	-	1	-
		Robbery (35-42-5-1)	-	-	-	1
	Battery (35-42-2-1)		-	1	-	1
	Burglary (35-43-2-1)		1	4	2	14
	Conspiracy (35-41-5-2)	Deal Sched 1,2,3 Sub (35-48-4-2)	-	-	-	1
		Dealing Cocaine or Narcotic Drug (35-48-4-1)	-	-	1	-
		Dealing Methamphetamine (35-48-4-1.1)	-	-	1	1
		Murder (35-42-1-1)	-	-	-	1
		Robbery (35-42-5-1)	-	-	-	1
	Criminal Confinement (35-42-3-3)		-	-	-	1
	Dealing Cocaine or Narcotic Drug (35-48-4-1)		1	3	4	25
	Dealing Methamphetamine (35-48-4-1.1)		4	24	34	145
	Dealing Sched I, II, or III Cntrl Sub (35-48-4-2)		1	2	1	11
	Manufacturing Methamphetamine (35-42-4-5)		-	-	-	1
	Robbery (35-42-5-1)		2	3	2	19
	Voluntary Manslaughter (35-42-1-3)		1	3	6	19
Level 2 Felony Total		10	40	54	244	

Felony Level	Primary Offense	Secondary Offense	Aug-21		This Calendar Year	
			SEX		SEX	
			F	M	F	M
Level 3 Felony	Accident/Failure to Stop-Serious Inj/Death (9-26-1-1.1)		-	1	-	4
	Aggravated Battery (35-42-2-1.5)		2	7	6	48
	Aiding, Inducing or Causing an Offense (35-41-2-4)	Robbery (35-42-5-1)	-	-	1	4
	Attempt to Commit a Felony (35-41-5-1)	Aggravated Battery (35-42-2-1.5)	-	-	1	1
		Possession of Cocaine or Narcotic Drug (35-48-4-6)	-	-	1	-
		Rape (35-42-4-1)	-	-	-	2
		Robbery (35-42-5-1)	-	1	-	6
	Battery (35-42-2-1)		-	-	2	1
	Burglary (35-43-2-1)		-	1	-	10
	Child Molesting (35-42-4-3)		1	4	1	26
	Conspiracy (35-41-5-2)	Dealing Cocaine or Narcotic Drug (35-48-4-1)	-	-	1	-
		Dealing Methamphetamine (35-48-4-1.1)	-	-	2	-
		Possession of Meth (35-48-4-6.1)	-	-	1	-
		Robbery (35-42-5-1)	1	-	1	1
	Criminal Confinement (35-42-3-3)		-	4	-	22
	Dealing Cocaine or Narcotic Drug (35-48-4-1)		-	5	6	31
	Dealing Methamphetamine (35-48-4-1.1)		5	6	30	49
	Dealing Sched I, II, or III Cntrl Sub (35-48-4-2)		-	1	2	12
	Dealing Sched IV Cntrl Sub (35-48-4-3)		-	-	-	3
	Dealing in Sub that Results in Death (35-42-1-1.5)		-	-	-	1
	Domestic Battery SBI Under 14 (35-42-2-1.3A)		-	-	1	1
	Kidnapping (35-42-3-2)		2	2	2	6
	Neglect of a Dependent/Death (35-46-1-4)		2	1	10	6
	Possession of Cocaine or Narcotic Drug (35-48-4-6)		-	2	1	11
	Possession of Meth (35-48-4-6.1)		1	5	11	41
	Rape (35-42-4-1)		-	6	-	29
	Resisting Law Enforcement (35-44-1-3-1)		-	-	-	1
	Robbery (35-42-5-1)		-	20	7	145
Level 3 Felony Total			14	66	87	461

Felony Level	Primary Offense	Secondary Offense	Aug-21		This Calendar Year	
			SEX		SEX	
			F	M	F	M
Level 4 Felony	Aiding, Inducing or Causing an Offense (35-41-2-4)	Dealing Methamphetamine (35-48-4-1.1)	-	-	1	-
		Dealing Sched 1,2,3 Sub (35-48-4-2)	-	-	1	-
		Possession of Meth (35-48-4-6.1)	-	-	1	-
	Arson (35-43-1-1)		-	6	4	22
	Attempt to Commit a Felony (35-41-5-1)	Arson (35-43-1-1)	-	-	1	-
	Burglary (35-43-2-1)		5	22	25	129
	Child Exploitation (35-42-4-4)		-	1	-	3
	Child Molesting (35-42-4-3)		-	6	1	45
	Child Solicitation (35-42-4-6)		-	3	-	12
	Conspiracy (35-41-5-2)	Dealing Sched 1,2,3 Sub (35-48-4-2)	-	-	1	-
	Criminal Confinement (35-42-3-3)		-	-	-	3
	Dealing Cocaine or Narcotic Drug (35-48-4-1)		1	4	6	35
	Dealing Methamphetamine (35-48-4-1.1)		5	7	29	83
	Dealing Sched I, II, or III Cntrl Sub (35-48-4-2)		-	-	2	13
	Dealing Sched IV Controlled Substance (35-48-4-3)		-	-	-	1
	Felon in Possession of a Firearm (35-47-4-5)		-	26	3	161
	Habitual Offender (35-50-2-8)		-	1	-	1
	Incest (35-46-1-3)		-	-	1	1
	Kidnapping(35-42-3-2)		-	-	-	1
	Leaving Scene of Accident with Serious Bodily Injury		-	-	1	4
	Manufacturing Meth (35-48-4-1.2)		-	2	-	5
	Operating Vehicle Intoxicated/Death (9-30-5-5)		2	3	7	15
	Operating a Vehicle While Intoxicated Causing Serious Bodily Injury		-	1	1	2
	Pharmacy Robbery (35-42-5-1(b))		-	-	-	1
	Possession of Cocaine or Narcotic Drug (35-48-4-6)		-	1	1	10
	Possession of Meth (35-48-4-6.1)		2	5	18	63
	Sexual Battery (35-42-4-8)		-	-	-	1
	Sexual Misconduct with a Minor (35-42-4-9)		1	6	2	37
	Stalking (35-45-10-5)		-	-	-	1
Level 4 Felony Total			16	94	106	649

Felony Level	Primary Offense	Secondary Offense	Aug-21		This Calendar Year			
			SEX		SEX			
			F	M	F	M		
Level 5 Felony	Aiding, Inducing or Causing an Offense (35-41-2-4)	Burglary (35-43-2-1)	-	-	1	2		
		Dealing Methamphetamine (35-48-4-1.1)	-	-	1	-		
		Dealing in Methamphetamine (35-48-4-1.1)	1	-	1	-		
		Firearm w/in One Mile of School (35-47-2-1)	-	-	1	-		
		Robbery (35-42-5-1)	-	-	1	-		
		Assisting a Criminal (35-44.1-2-5)	-	-	3	1		
		Attempt to Commit a Felony (35-41-5-1)	Battery (35-42-2-1)	-	-	-	1	
			Burglary (35-43-2-1)	-	-	-	2	
			Dealing Sched I, II, or III Cntrlrd Sub (35-48-4-2)	-	-	-	1	
			Dealing in Methamphetamine (35-48-4-1.1)	-	-	-	1	
			Escape (35-44.1-3-4)	-	-	1	1	
			FS16	-	-	-	1	
			Obstruction of Justice (35-44-3-4)	-	-	-	1	
			Robbery (35-42-5-1)	-	-	3	1	
		Auto Theft, Receiving Stolen Parts (35-43-4-2.5)		-	2	-	9	
		Battery (35-42-2-1)		5	24	25	181	
		Burglary (35-43-2-1)		1	18	11	137	
		Child Exploitation (35-42-4-4)		-	-	-	10	
		Child Pornography (35-42-4-4(C))		-	1	-	3	
		Child Possession of a Firearm (35-47-10-5)		-	-	-	2	
		Child Seduction (35-42-4-7)		-	-	-	1	
		Child Solicitation (35-42-4-6)		-	2	-	10	
		Conspiracy (35-41-5-2)	Burglary (35-43-2-1)	-	-	-	1	
			Dealing Methamphetamine (35-48-4-1.1)	-	-	1	-	
			Dealing in Methamphetamine (35-48-4-1.1)	-	-	-	2	
			Fraud on Financial Institution (35-43-5-8)	-	-	-	1	
			Theft, Recv Stolen Prop (35-43-4-2)	-	-	2	-	
			Trafficking with an Inmate (35-44.1-3-5)	-	1	-	2	
		Contrib. to the Delinquency of a Minor(35-46-1-8)		-	-	1	1	
		Conversion (35-43-4-3)		-	1	1	1	
		Corrupt Business Influence (35-45-6-2)		1	2	1	11	
		Criminal Confinement (35-42-3-3)		-	4	2	32	
		Criminal Recklessness (35-42-2-2)		-	1	2	16	
		Dealing Cocaine or Narcotic Drug (35-48-4-1)		1	2	12	28	
		Dealing Marijuana, Hash Oil, or Hashish (35-48-4-10)		-	1	-	7	
		Dealing Methamphetamine (35-48-4-1.1)		4	22	34	117	
		Dealing Sched I, II, or III Cntrlrd Sub (35-48-4-2)		-	1	2	8	
		Dealing Sched IV Cntrlrd Sub (35-48-4-3)		-	-	-	1	
		Dealing in Methamphetamine (35-48-4-1.1)		3	8	19	57	
		Dealing/Poss. Look-Alike Subs (35-48-4-4.6)		-	2	-	8	
		Disarm/Attempt to Disarm an Officer (35-44.1-3-2)		-	2	-	7	
		Domestic Battery (35-42-2-1.3)		2	19	14	127	
		Escape (35-44.1-3-4)		1	3	8	31	
		Fail to Stop Acc Death (9-26-1-1.1)		-	1	-	5	
		Failure to Register as a Sex Offender (11-8-8-17)		-	11	2	57	
		Felon Fraud in Offer (23-19-5-1)		-	-	-	1	
		Firearm w/in One Mile of School (35-47-2-1)		1	24	8	146	
		Fraud on Financial Institution (35-43-5-8)		-	-	3	13	
		Home Improvement Fraud (35-43-6-12)		-	-	-	1	
		Incest (35-46-1-3)		-	1	-	2	
		Intimidation (35-45-2-1)		-	11	4	59	
		Involuntary Manslaughter (35-42-1-4)		-	-	-	3	
		Kidnapping (35-42-3-2)		-	-	-	1	
		Neglect of a Dependent/Death (35-46-1-4)		4	-	7	4	
		Non-Support of Dependent Child (35-46-1-5)		-	1	-	6	
		Obliterating Handgun I.D. (35-47-2-18)		1	1	1	5	
		Obstruction of Justice (35-44.1-2-2)		-	1	-	2	
		Oper Veh Aft Life Susp (9-30-10-17)		1	13	6	75	
		Operating Veh while Intoxicated (9-30-5-2)		1	-	1	1	
		Operating Vehicle Intox-Prior (9-30-5-3)		-	-	-	4	
		Operating Vehicle Intoxicated-Contrld Sub (9-30-5-1)		-	-	-	1	
		Operating Vehicle Intoxicated/Death (9-30-5-5)		-	-	-	2	
		Operating Vehicle Intoxicated/Injury (9-30-5-4)		-	2	4	11	
		Possession - Destruct Device (35-47.5-5-2)		-	-	-	2	
		Possession of Cocaine or Narcotic Drug 35-48-4-6		3	5	9	31	
		Possession of Syringes or Needles (16-42-19-18)		-	-	1	-	
		Possession/Use of Legend Drug (16-42-19-13)		-	-	-	1	
		Reckless Homicide (35-42-1-5)		1	1	5	8	
		Resisting Law Enforcement (35-44.1-3-1)		1	-	1	5	
		Robbery (35-42-5-1)		1	9	11	60	
		Sexual Misconduct with Service Provider (35.44.1-3-10)		-	-	-	1	
		Sexual Misconduct with a Minor (35-42-4-9)		-	5	-	22	
		Stalking (35-45-10-5)		-	3	-	15	
		Strangulation (35-42-2-9)		-	-	-	4	
		Synthetic ID Deception (35-43-5-3.8)		-	-	-	1	
		Theft, Receiving Stolen Property (35-43-4-2)		1	4	5	34	
		Trafficking with an Inmate (35-44.1-3-5)		-	1	2	6	
		Vicarious Sexual Gratification		-	-	-	1	
		Level 5 Felony Total			34	210	217	1413

Felony Level	Primary Offense	Secondary Offense	Aug-21		This Calendar Year	
			SEX		SEX	
			F	M	F	M
Level 6 Felony	Aiding in Manufacture of Sch II Cont Subst (35-48-4-2)	Assisting a Criminal (35-44.1-2-5)	1	-	1	-
		Attempt to Commit a Felony (35-41-5-1)	-	-	-	2
		Attempted/Obstruction of Justice (35-41-5-1)	-	-	-	1
		Auto Theft, Receiving Stolen Parts (35-43-4-2.5)	-	-	2	9
		Battery 35-42-2-1	-	1	2	14
		Check Deception (35-43-5-5)	-	-	-	1
		Controlled Substance Registration (35-48-4-14)	-	-	1	-
		Criminal Confinement (35-42-3-3)	-	2	-	5
		Criminal Confinement (35-42-3-3)	-	3	1	30

Felony Level	Primary Offense	Secondary Offense	Aug-21		This Calendar Year	
			SEX		SEX	
			F	M	F	M
HO	Habitual Offender (35-50-2-8)		-	-	-	3
	Habitual Offender Controlled Substance (35-50-2-10)		-	-	-	1
HO Total			0	0	0	4

Felony Level	Primary Offense	Secondary Offense	Aug-21		This Calendar Year	
			SEX		SEX	
			F	M	F	M
Murder	Murder (35-42-1-1)		-	10	7	59
Murder Total			0	10	7	59

Grand Total	Aug-21		This Calendar Year	
	SEX		SEX	
	F	M	F	M
	88	521	602	3541

Note: Offense data may not be available for all offenders at the time this table was prepared.
Only new commitments and probation violations are reported on this table.
Parole and Community Transition Program violators are excluded on this table.
Source: SAS - all.citations_mso.pgm

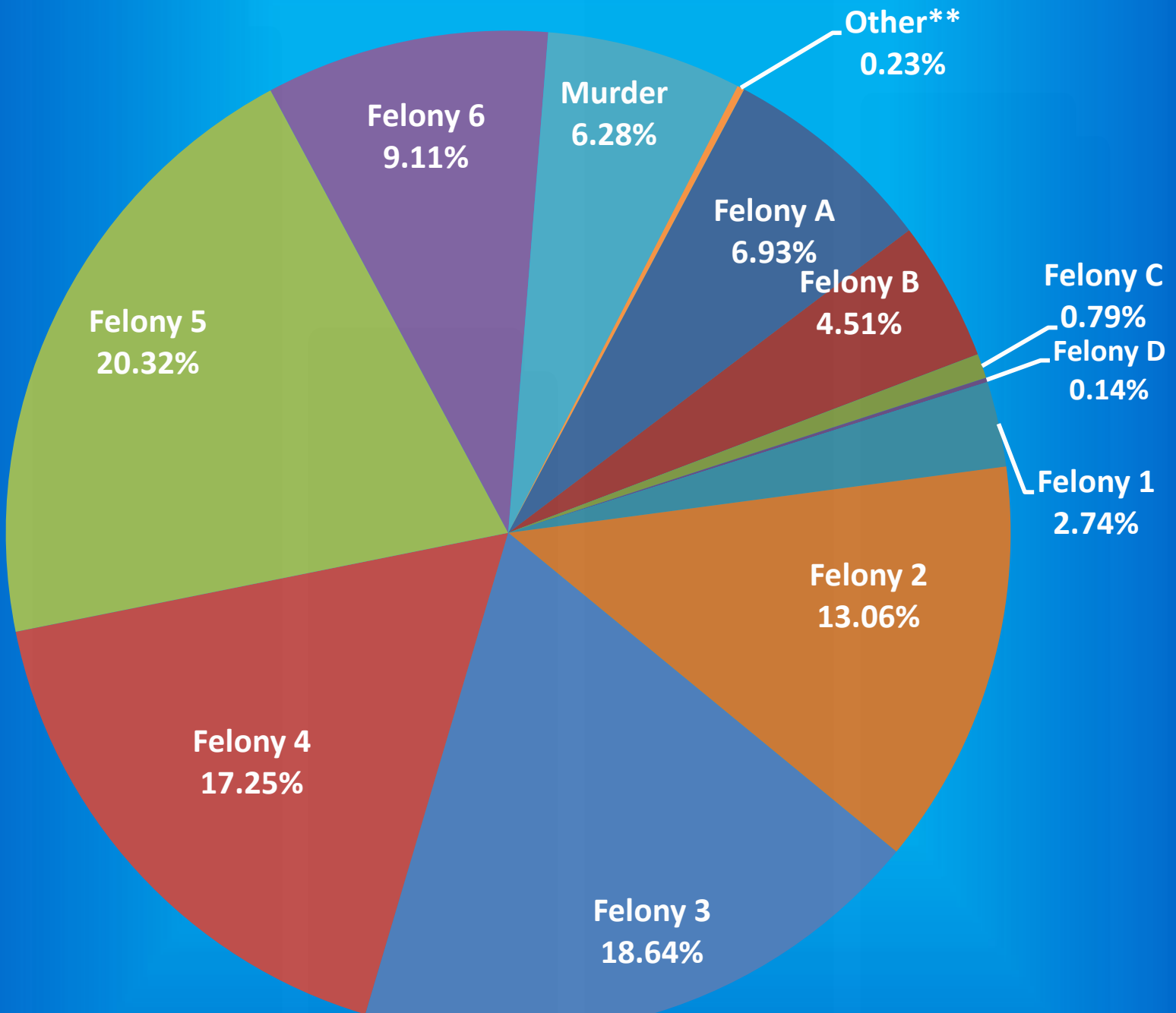
Indiana Department of Correction

Graph A

Female Population by Most Serious Offense Felony Level*

September 01, 2021

N = 2,196



• Includes Offenders Held in County Jails and Contracted Beds

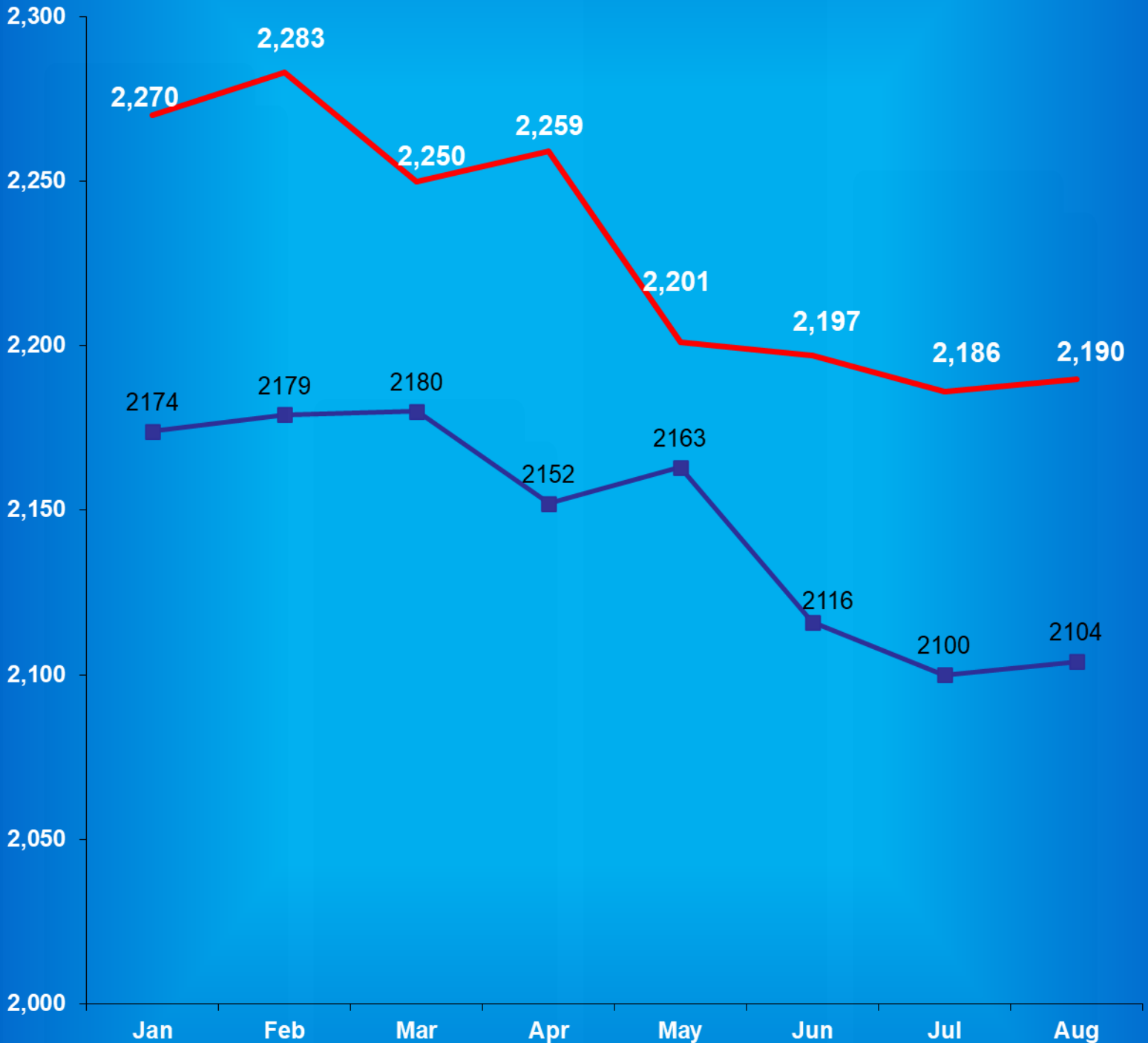
** Other includes Safekeepers, Predispositions, Habitual Offenders, Misdemeanants, and Unknowns

Indiana Department of Correction

Graph B

Average Daily Adult Female Offender Populations

Calendar Year 2021



— Includes County Jail/Contract Beds

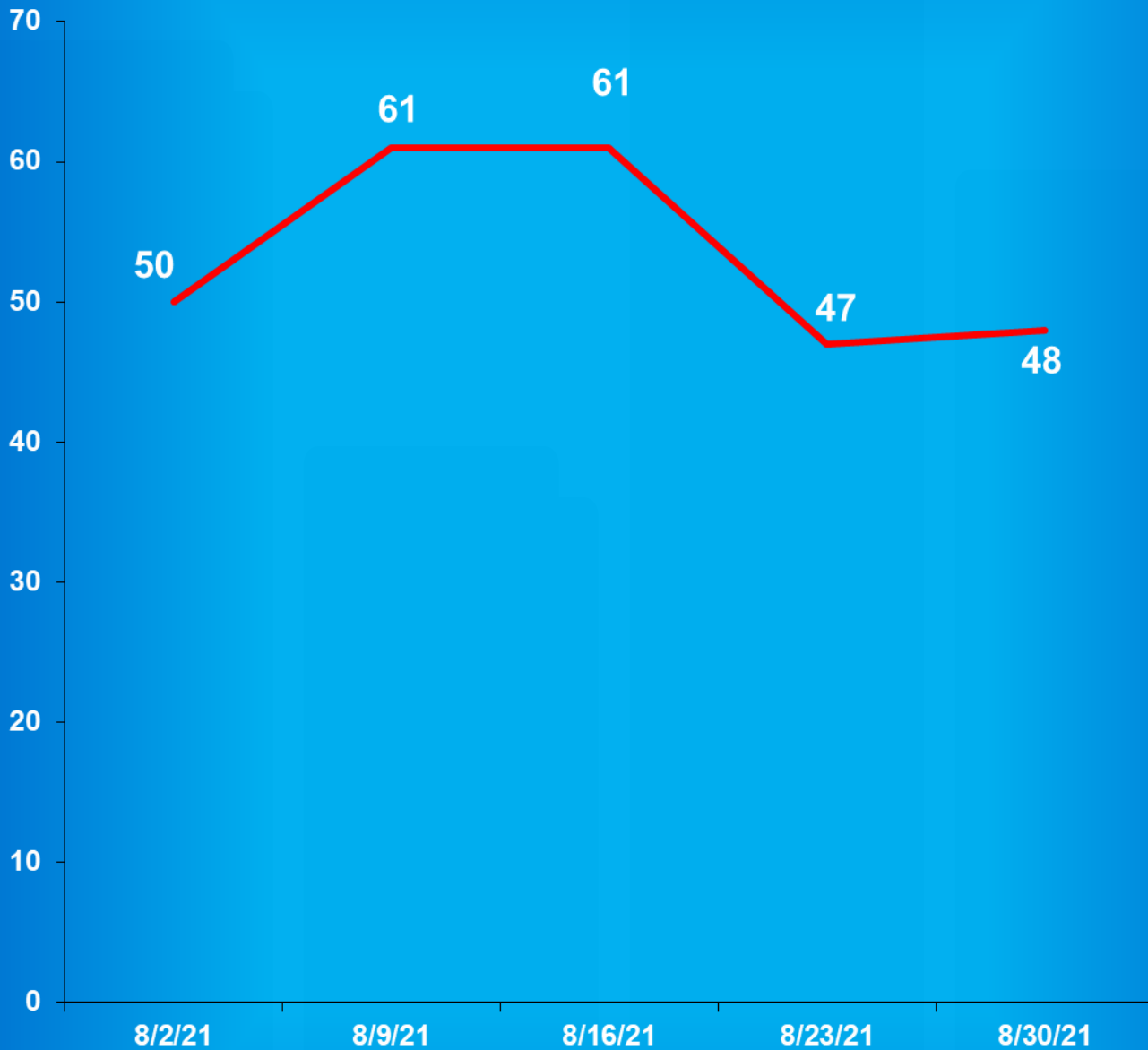
— Excludes County Jail/Contract Beds

Indiana Department of Correction

Graph C

Adult Females Held in County Jails

August 2021



- Offenders held in county jails are newly sentenced offenders with completed court documents who are awaiting transfer to a DOC facility.

- Jail counts are a dynamic number that are affected by a variety of factors, including; sentencing trends, available DOC beds, and intake process completion.

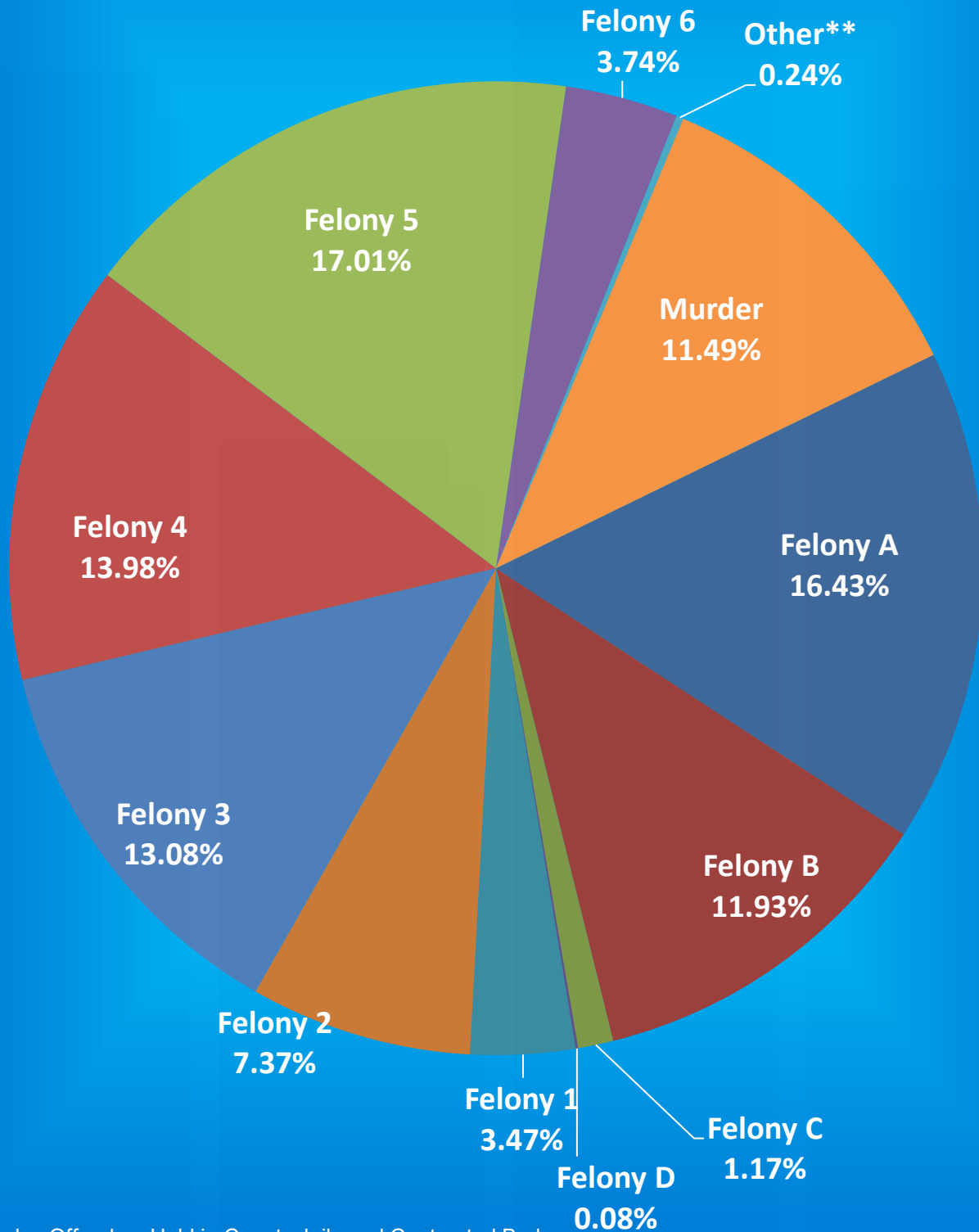
Indiana Department of Correction

Graph D

Male Population by Most Serious Offense Felony Level*

September 01, 2021.

N = 21,786



• Includes Offenders Held in County Jails and Contracted Beds

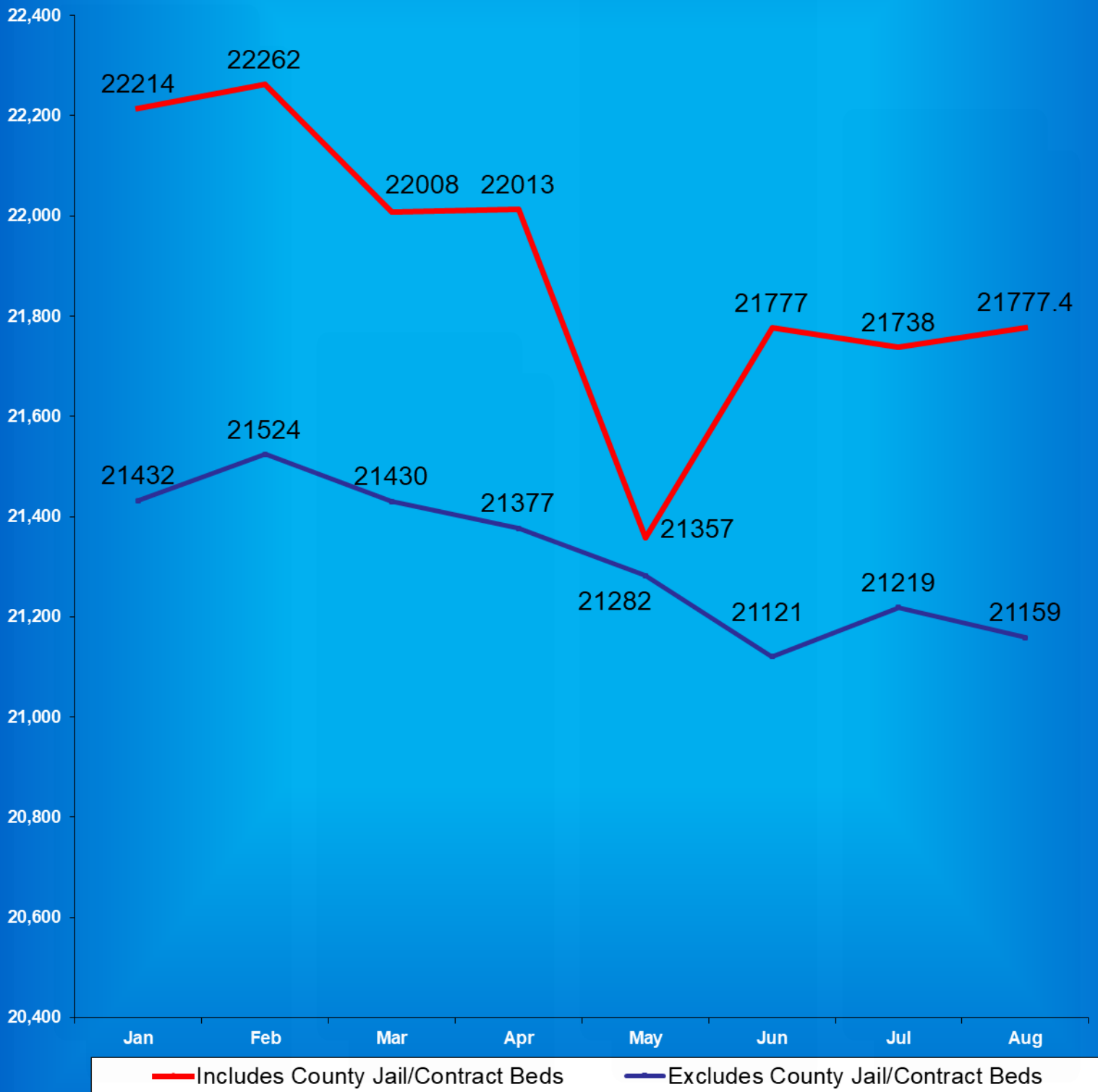
** Other includes Safekeepers, Predispositions, Habitual Offenders, Misdemeanants, and Unknowns

Indiana Department of Correction

Graph E

Average Daily Adult Male Offender Populations

Calendar Year 2021

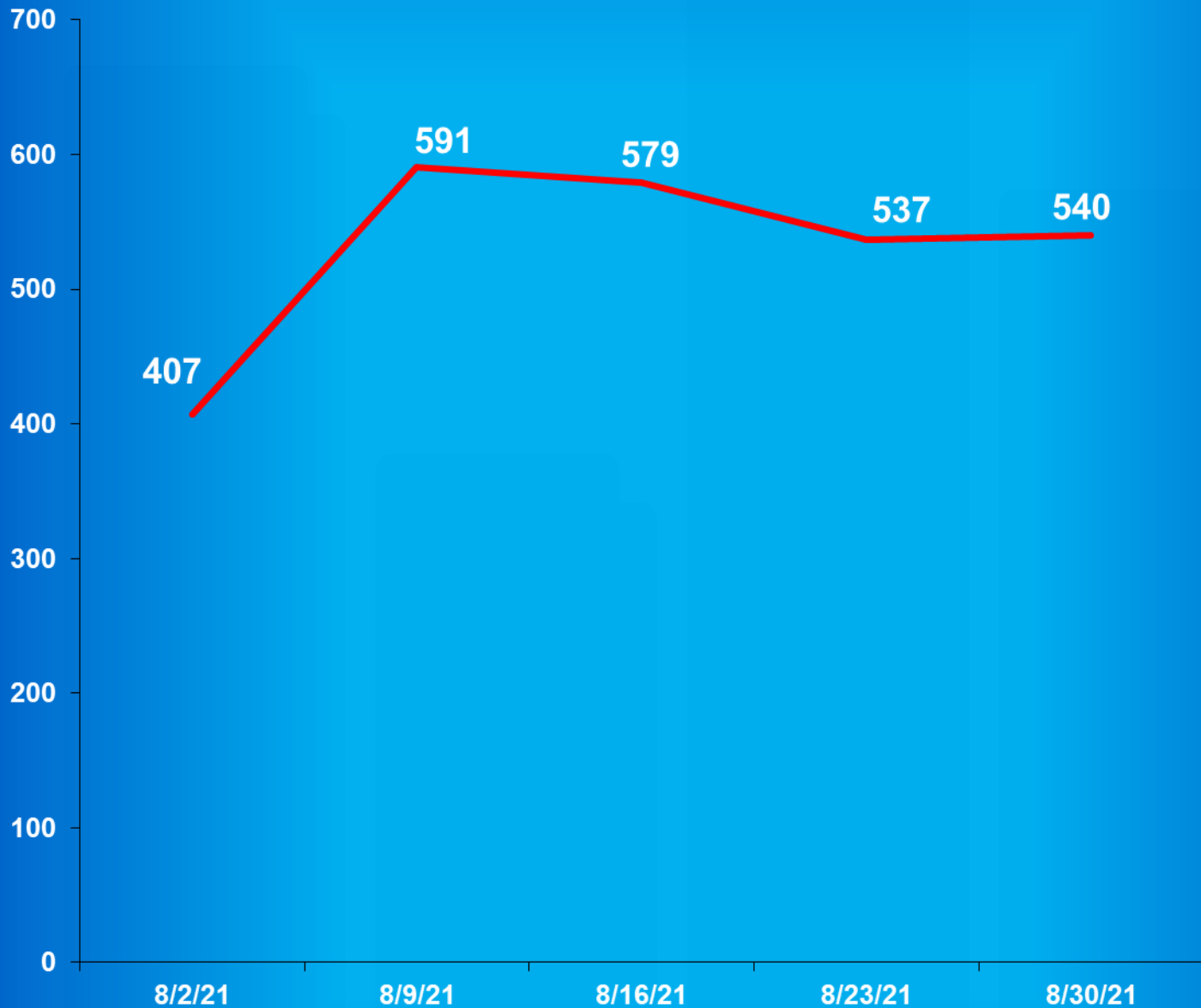


Indiana Department of Correction

Graph F

Adult Males Held in County Jails

August 2021



- Offenders held in county jails are newly sentenced offenders with completed court documents who are awaiting transfer to a DOC facility.

- Jail counts are a dynamic number that are affected by a variety of factors, including; sentencing trends, available DOC beds, and intake process completion.



Juvenile Offender Statistics



Indiana Department Of Correction
Table 13
Monthly Facility Admissions and Releases

Juvenile Offenders
September 2021

Admissions of All Juvenile Males

New Commitment	Re-Commitment	Parolee Return	Return From Escape	Diagnostics/Walk-Thrus
13	2	1	0	5

Releases of All Juvenile Males

Discharge	Parole	Escape	Diagnostics/Walk-Thrus
11	12	0	9

Admissions of All Juvenile Females

New Commitment	Re-Commitment	Parolee Return	Return From Escape	Diagnostics/Walk-Thrus
5	0	1	0	2

Releases of All Juvenile Females

Discharge	Parole	Escape	Diagnostics/Walk-Thrus
3	1	0	1

Sources:

SAS - mnthadm4_pgm_tbl13.pgm

SAS - mnthext4_pgm_tbl13.pgm

Indiana Department of Correction

Table 14

New Admissions by County of Commitment - Juveniles

August 2021

County	Admission Type			County	Admission Type		
	New Commits	Re Commits	Total		New Commits	Re Commits	Total
Adams	0	0	0	Madison	1	0	1
Allen	0	0	0	Marion	2	0	2
Bartholomew	0	0	1	Marshall	0	0	0
Benton	0	0	0	Martin	0	0	0
Blackford	0	0	0	Miami	0	0	0
Boone	0	0	0	Monroe	0	0	0
Brown	0	0	0	Montgomery	0	0	0
Carroll	0	0	0	Morgan	0	0	0
Cass	1	0	1	Newton	0	0	0
Clark	2	0	2	Noble	1	0	1
Clay	0	0	0	Ohio	0	0	0
Clinton	0	0	0	Orange	0	0	0
Crawford	0	0	0	Owen	0	0	0
Daviess	0	0	0	Parke	0	0	0
Dearborn	1	0	1	Perry	0	0	0
Decatur	0	0	0	Pike	0	0	0
DeKalb	0	0	0	Porter	0	0	0
Delaware	0	0	0	Posey	0	0	0
Dubois	0	0	0	Pulaski	0	0	0
Elkhart	0	0	0	Putnam	0	0	0
Fayette	0	0	0	Randolph	0	0	0
Floyd	0	0	0	Ripley	0	0	0
Fountain	0	0	0	Rush	0	0	0
Franklin	0	0	0	St. Joseph	5	0	5
Fulton	0	0	0	Scott	0	0	0
Gibson	0	0	0	Shelby	0	0	0
Grant	0	0	0	Spencer	0	0	0
Greene	0	0	0	Starke	0	0	0
Hamilton	0	0	0	Steuben	0	0	0
Hancock	0	0	0	Sullivan	0	0	0
Harrison	1	0	1	Switzerland	0	0	0
Hendricks	0	0	0	Tippecanoe	1	1	2
Henry	0	0	0	Tipton	0	0	0
Howard	0	0	0	Union	0	0	0
Huntington	0	0	0	Vanderburgh	1	1	2
Jackson	0	0	0	Vermillion	0	0	0
Jasper	0	0	0	Vigo	0	0	0
Jay	0	0	0	Wabash	0	0	0
Jefferson	0	0	0	Warren	0	0	0
Jennings	0	0	0	Warrick	0	0	0
Johnson	0	0	0	Washington	0	0	0
Knox	0	0	0	Wayne	0	0	0
Kosciusko	0	0	0	Wells	0	0	0
LaGrange	0	0	0	White	0	0	0
Lake	1	0	1	Whitley	0	0	0
LaPorte	1	0	1	Unknown	1	0	1
Lawrence	0	0	0	Totals	18	2	21

This data is based on most serious offense and excludes parole violations. This includes one (1) safekeeper classified in this report as Unknown.

Source: Mnthadm4_pgm_tbl14.pgm

Indiana Department of Correction

Table 15

Monthly Releases by County of Commitment - Juveniles

August 2021

County	Release Type			County	Release Type		
	Discharge	Parole	Total		Discharge	Parole	Total
Adams	0	0	0	Madison	0	0	0
Allen	0	3	3	Marion	0	0	0
Bartholomew	0	0	0	Marshall	0	0	0
Benton	0	0	0	Martin	0	0	0
Blackford	0	0	0	Miami	0	0	0
Boone	0	0	0	Monroe	0	0	0
Brown	0	0	0	Montgomery	0	0	0
Carroll	0	1	1	Morgan	0	0	0
Cass	0	0	0	Newton	0	0	0
Clark	0	0	0	Noble	0	0	0
Clay	0	0	0	Ohio	1	0	1
Clinton	0	0	0	Orange	0	0	0
Crawford	0	0	0	Owen	0	0	0
Daviess	0	0	0	Parke	0	0	0
Dearborn	1	0	1	Perry	0	0	0
Decatur	0	0	0	Pike	0	0	0
DeKalb	1	0	1	Porter	0	0	0
Delaware	0	1	1	Posey	0	0	0
Dubois	0	0	0	Pulaski	0	0	0
Elkhart	0	0	0	Putnam	0	0	0
Fayette	0	0	0	Randolph	0	1	1
Floyd	0	0	0	Ripley	0	0	0
Fountain	0	0	0	Rush	0	0	0
Franklin	0	0	0	St. Joseph	2	0	2
Fulton	0	0	0	Scott	0	0	0
Gibson	1	0	1	Shelby	2	0	2
Grant	0	0	0	Spencer	0	0	0
Greene	0	0	0	Starke	0	0	0
Hamilton	0	0	0	Steuben	0	0	0
Hancock	0	0	0	Sullivan	0	0	0
Harrison	0	0	0	Switzerland	0	0	0
Hendricks	0	1	1	Tippecanoe	0	1	1
Henry	0	1	1	Tipton	0	0	0
Howard	0	0	0	Union	0	0	0
Huntington	0	0	0	Vanderburgh	0	0	0
Jackson	0	0	0	Vermillion	0	0	0
Jasper	0	0	0	Vigo	1	1	2
Jay	0	0	0	Wabash	0	0	0
Jefferson	1	0	1	Warren	0	0	0
Jennings	0	0	0	Warrick	0	0	0
Johnson	0	0	0	Washington	1	0	1
Knox	1	0	1	Wayne	1	0	1
Kosciusko	0	0	0	Wells	0	0	0
LaGrange	0	1	1	White	0	0	0
Lake	0	0	0	Whitley	0	0	0
LaPorte	1	2	3	Unknown	0	0	0
Lawrence	0	0	0	Totals	14	13	27

Some discharges may be releases to County Probation - data is unable to be separated.

Diagnostics and Escapes are excluded.

Source: Mnthext4_pgm_tbl15.pgm

Indiana Department of Correction
Table 16
Total Number of Committing Offenses for Juveniles
Committed to the Indiana Department of Correction

August 2021

OFFENSE (Citation Code)	NUMBER OF OFFENSES			
	This Month		This Calendar Year	
LEVEL I	Female	Male	Female	Male
Aggravated Battery (35-42-2-1.5)	0	0	0	2
Arson (35-43-1-1)	0	0	0	1
Battery (35-42-2-1)	0	0	2	9
Battery by Bodily Waste (35-42-2-6)	0	0	0	5
Burglary (35-43-2-1)	0	0	0	15
Carjacking (35-42-5-2)	0	0	0	0
Carrying Handgun w/o License (35-47-2-1)	0	0	0	23
Changing, Altering, Removing, Obliterating ID of Handgun (35-47-2-18)	0	0	0	0
Child Exploitation (35-42-4-4)	0	0	1	2
Child Molesting (35-42-4-3)	0	0	0	8
Child Seduction (35-42-4-7)	0	0	0	0
Child Selling (35-46-1-4)	0	0	0	0
Child Solicitation (35-42-4-6)	0	0	0	0
Child in Possession of Handgun (35-47-10-5)	0	0	0	2
Consumer Product Tampering (35-45-8-3)	0	0	0	0
Criminal Confinement (35-42-3-3)	0	0	0	1
Criminal Deviate Conduct (35-42-4-2)	0	0	0	0
Criminal Gang Intimidation (35-45-9-4)	0	0	0	0
Criminal Gang Recruitment	0	0	0	0
Criminal Recklessness (35-42-2-2)	0	0	0	15
Dangerous Possession of a Firearm (35-47-10-5)	0	0	0	16
Dealing in a Sawed-Off Shotgun (35-47-5-4.1)	0	0	0	0
Distribution of a Destructive Device (IC 35-47.5-5-5)	0	0	0	0
Domestic Battery (35-42-2-1.3)	0	0	1	11
Driving While Intoxicated Resulting in Death (9-30-5-5)	0	0	0	0
False Application for Handgun (35-47-2-8)	0	0	0	0
False, Altering Handgun License (35-47-2-22)	0	0	0	0
Feticide (35-42-1-6)	0	0	0	0
Handgun, False ID (35-47-2-17)	0	0	0	0
Incest (35-46-1-3)	0	0	0	0
Interference with Custody (35-42-3-4)	0	0	0	0
Intimidation (35-45-2-1)	0	0	0	0
Involuntary Manslaughter (35-42-1-4)	0	0	0	0
Kidnapping (35-42-3-2)	0	0	0	0
Murder (35-42-1-1)	0	0	0	1
Neglect of a Dependent (35-46-1-4)	0	0	0	0
Operation of a Machine Gun/Hurling a Bomb (35-47-5-9)	0	0	0	0
Overpass Mischief (35-42-2-5)	0	0	0	0
Pointing a Firearm (35-47-4-3)	0	0	0	2
Possession of Firearm on School Property (35-47-9-2)	0	0	0	0
Possession of a Machine Gun or Bomb (35-47-5-9)	0	0	0	0
Rape (35-42-4-1)	0	0	0	1
Reckless Homicide (35-42-1-5)	0	0	0	2
Resisting Law Enforcement (35-44-3-3)	0	0	0	0
Robbery (35-42-5-1)	0	0	1	23
Sell, Manufacture, Possess, Purchase Explosive (35-47-5-1)	0	0	0	0
Sell, Transfer, HIV Blood (35-42-1-7)	0	0	0	0
Selling, Transferring, Giving Handgun to Under 18 (35-47-2-7)	0	0	0	0
Sexual Battery (35-42-4-8)	0	0	0	1
Sexual Misconduct (35-44-1-5)	0	0	0	0
Sexual Misconduct with a Minor (35-42-4-9)	0	0	0	0
Stalking (35-45-10-5)	0	0	0	0
Strangulation (35-42-2-9)	0	0	0	1
Unlawful Delivery of Confiscated Firearm (35-47-3-4)	0	0	0	0
Unlawful Use of Body Armor (35-47-5-13)	0	0	0	0
Unlawful Use of Stun Gun (35-47-8-5)	0	0	0	0
Vicarious Sexual Gratification (35-42-4-5)	0	0	0	0
Voluntary Manslaughter (35-42-1-3)	0	0	0	0
Sub-Total	0	0	0	5
				141

LEVEL II

Assisting a Criminal (35-44-3-2)	0	0	0	1
Chinese Throwing Star (35-47-5-12)	0	0	0	0
Criminal Gang Activity (35-45-9-3)	0	0	0	0
Criminal Recklessness (35-42-2-2)	0	0	0	0
Dealing Anabolic Steroid (16-42-19-27)	0	0	0	0
Dealing Methamphetamine (35-48-4-1.1)	0	0	0	0
Dealing in Cocaine or Narcotic Drug (35-48-4-1)	0	0	0	0
Dealing in Marijuana, Hash Oil, or Hashish (35-48-4-10)	0	0	0	2
Dealing in a Schedule I, II, or III Controlled Substance (35-48-4-2)	0	0	0	0
Dealing in a Schedule IV Controlled Substance (35-48-4-3)	0	0	1	0
Dealing in a Schedule V Controlled Substance (35-48-4-4)	0	0	0	0
Dealing in a Substance Represented to be a Controlled Substance (35-48-4-4.5)	0	0	0	0
Delivery of Weapon to Intoxicated Person (35-47-4-1)	0	0	0	0
Disarming Law Enforcement Officer (35-44.1-3-2)	0	0	0	2
Escape/Failure to Return to Lawful Detention (35-44-3-5)	0	0	2	7
Inmate w/ Deadly Weapon (35-44.1-3-7)	0	0	0	0
Interference with Custody (35-42-3-4)	0	0	0	0
Intimidation (35-45-2-1)	0	0	1	15
Knife with Automatic Blade (35-47-5-2)	0	0	0	0
Loan Sharking (35-45-7-2)	0	0	0	0
Maintaining a Common Nuisance (35-48-4-13)	0	0	0	0
Making loan secured by mortgage, deposit or pledge of handgun (35-47-4-2)	0	0	0	0
Manufacture, Distribution, Possession of a Substance Represented to be a Controlled Substance (35-48-4-4)	0	0	0	0
Neglect of a Dependent (35-46-1-4)	0	0	0	0
Poss Precursors w/ Intent to Manufacture Etc. (35-48-4-14.5)	0	0	0	0
Possession of a Controlled Substance (35-48-4-7)	0	0	1	0
Possession of a Knife on School Property (35-47-5-2.5)	0	0	0	1
Promoting Prostitution (35-45-4-4)	0	0	0	0
Purchase, Possession or Sale of Stun Gun (35-47-8-5)	0	0	0	0
Resisting Law Enforcement (35-44-3-3)	0	0	0	8
Rioting with a Deadly Weapon (35-45-1-2)	0	0	0	0
Sale, Possession, Use of Legend Drug (16-42-19-27)	0	0	0	0
Sexual Misconduct with a Minor (35-42-4-9)	0	0	0	0
Stalking (35-45-10-5)	0	0	0	0
Trafficking with an Inmate (35-44-3-9)	0	0	0	0
Use of Stun Gun in Commission of a Crime (35-47-8-5)	0	0	0	0
Sub-Total	0	0	5	36

LEVEL III

Accident /Failure to Stop (9-26-1-8)	0	0	0	0
Accident, Property Damage with Injury (9-26-1-8)	0	0	0	0
Altering or Damaging Computer (35-43-1-4)	0	0	0	0
Auto Theft, Receiving Stolen Parts (35-43-4-2.5)	0	0	2	16
Battery (35-42-2-1)	0	0	5	17
Battery by Bodily Waste (35-42-2-6)	0	0	0	0
Bestiality	0	0	0	0
Bribery (35-44-1-1)	0	0	0	0

LEVEL III (cont'd)	NUMBER OF OFFENSES			
	This Month		This Calendar Year	
	Female	Male	Female	Male
Burglary (35-43-2-1)	0	0	0	0
Check Deception (35-43-5-5)	0	0	0	0
Check Fraud (35-43-5-12)	0	0	0	0
Child Exploitation (35-42-4-4)	0	0	0	0
Controlled Substance Registration (35-48-4-14)	0	0	0	0
Conversion (35-43-4-3)	0	0	1	6
Criminal Mischief (35-43-1-2)	0	0	1	16
Criminal Recklessness (35-42-2-2)	0	0	0	1
Criminal Trespass (35-43-2-2)	0	0	1	4
Dealing in Altered Property (35-43-4-2.3)	0	0	0	0
Dealing in Marijuana, Hash Oil, or Hashish (35-48-4-10)	0	0	0	0
Dealing in Paraphernalia (35-48-4-8.5)	0	0	0	0
Dealing in a Schedule IV Controlled Substance (35-48-4-3)	0	0	0	0
Distribution of Material Harmful to Minor (35-49-3-3)	0	0	0	0
Escape/Failure to Return to Lawful Detention (35-44-3-5)	0	0	4	14
Failure to Appear (35-44-3-6)	0	0	0	0
False Reporting (35-44-2-2)	0	0	0	0
Forgery (35-43-5-2)	0	0	0	0
Fraud (35-43-5-4)	0	0	0	2
Fraud on Financial Institution (35-45-5-8)	0	0	0	0
Home Improvement Fraud (35-43-6-13)	0	0	0	0
Identity Deception (35-43-5-3.5)	0	0	0	0
Interference with Custody (35-42-3-4)	0	0	0	0
Interference with Reporting Crime (35-42-2-5)	0	0	0	0
Invasion of Privacy (35-46-1-15.1)	0	0	0	0
Kill Domestic Animal	0	0	0	0
Manufacture of Paraphernalia (35-48-4-8.1)	0	0	0	0
Nonsupport of Child (35-46-1-5)	0	0	0	0
Nonsupport of Spouse (35-46-1-6)	0	0	0	0
Obscene Performance (35-49-3-1)	0	0	0	0
Obstructing Fireman (35-44-3-8)	0	0	0	0
Obstructing Traffic (35-42-2-4)	0	0	0	0
Obstruction of Justice (35-44-3-4)	0	0	1	0
Operating Vehicle After Lifetime Forfeiture (9-30-10-17)	0	0	0	0
Operating Vehicle While Intoxicated (9-30-5-4)	0	0	0	0
Operating Vehicle While Intoxicated with Prior (9-30-5-3)	0	0	0	0
Patronizing a Prostitute (35-45-4-3)	0	0	0	0
Perjury (35-44-2-1)	0	0	0	0
Possession of Cocaine or Narcotic Drug (35-48-4-6)	0	0	0	0
Possession of Marijuana, Hash Oil, or Hashish (35-48-4-11)	0	0	0	0
Possession of Methamphetamines (35-48-4-6.1)	0	0	1	0
Possession of Paraphernalia (35-48-4-8.3)	0	0	0	0
Possession of a Controlled Substance (35-48-4-7)	0	0	2	2
Possession of a Syringe (16-42-19-18)	0	0	1	0
Possession/Use of Legend Drug (16-42-19-13)	0	0	0	1
Professional Gambling (35-45-5-3)	0	0	0	0
Profiting from Adoption (35-46-1-9)	0	0	0	0
Promoting Professional Gambling (35-45-5-4)	0	0	0	0
Promoting Prostitution (35-45-4-4)	0	0	0	0
Prostitution (35-45-4-2)	0	0	0	0
Public Indecency (35-45-4-1)	0	0	0	3
Public Nudity (35-45-4-1.5)	0	0	0	0
Railroad Mischief (35-42-2-5.5)	0	0	0	0
Receiving Stolen Auto Parts (35-43-4-2.5)	0	0	0	0
Receiving Stolen Property (35-43-4-2)	0	0	0	0
Residential Entry (35-43-2-1.5)	0	0	1	0
Resisting Law Enforcement (35-44-3-3)	0	0	8	22
Rioting (35-45-1-2)	0	0	0	0

LEVEL III (cont'd)	NUMBER OF OFFENSES			
	This Month		This Calendar Year	
	Female	Male	Female	Male
Sale, Possession, Use of Legend Drug (16-42-19-27)	0	0	0	0
Selling, Distributing, Exhibiting Obscene Material (35-49-3-1)	0	0	0	0
Stalking (35-45-10-5)	0	0	0	0
Synthetic Drug (35-48-4-11.5)	0	0	0	0
Theft (35-43-4-2)	0	0	5	33
Torture or Mutilation of Animal (35-46-3-12)	0	0	0	0
Trafficking with an Inmate (35-44-3-9)	0	0	0	0
Unauthorized Possession of Prescription Form (35-48-4-14)	0	0	0	0
Unlawful Entry of Motor Vehicle (35-43-4-2.7)	0	0	0	1
Voyeurism (35-45-4-5)	0	0	0	0
Welfare Fraud (35-43-5-7)	0	0	0	0
Sub-Total	0	0	33	138

LEVEL IV				
Absence From Home Detention (35-38-2.5-10)	0	0	0	0
Accident/Failure to Stop (9-26-1-8)	0	0	0	2
Alcohol Violation (31-37-2-6)	0	0	0	1
Animal Cruelty (35-46-3-12)	0	0	0	0
Assisting a Criminal (35-44-3-2)	0	0	0	0
Beats Vertebrate Animal (35-46-3-12)	0	0	0	0
Check Deception (35-43-5-5)	0	0	0	0
Common Nuisance (35-48-4-13)	0	0	0	1
Computer Trespassing (35-43-2-3)	0	0	0	0
Counterfeiting Auto Registration (9-18-2-42)	0	0	0	0
Counterfeiting a Driver's License (9-24-18-7)	0	0	0	0
Curfew Violation (31-37-2-5)	0	0	0	0
Deception (35-43-5-3)	0	0	0	0
Deer Outside Hours (14-22-6-1)	0	0	0	0
Deer w/ Illegal Device (14-22-6-1)	0	0	0	0
Disorderly Conduct (35-45-1-3)	0	0	2	9
Dissemination of Material Harmful to Minor (35-49-3-3)	0	0	0	0
Driving While Intoxicated (9-11-2-3)	0	0	0	0
Driving with Suspended License (9-24-19-2)	0	0	0	0
Exploitation of Dependent/Endangered Adult (35-46-1-12)	0	0	0	0
Failure to Appear (35-44-3-6)	0	0	0	0
Failure to Disclose Recruitment (35-46-4-4)	0	0	0	0
Failure to Respond to Summons (35-44-3-6.5)	0	0	0	0
False Auto Registration (9-18-2-44)	0	0	0	0
False Identity Statement (35-44-2-6)	0	0	0	1
False Informing (35-44-2-2)	0	0	3	3
Flag Desecration (35-45-1-4)	0	0	0	0
Glue Sniffing (35-46-6-2)	0	0	0	0
Habitual Disobedience of Parent, Guardian, or Custodian (Incorrigible) (31-37-2-4)	0	0	0	1
Harassment (35-45-2-2)	0	0	0	0
Home Improvement Fraud (35-43-6-12)	0	0	0	0
Illegal Consumption of Alcohol (7.1-5-7-7)	0	0	0	1
Illegal Possession of Alcohol (7.1-5-7-7)	0	0	0	1
Impairment of ID Number (35-43-7-4)	0	0	0	0
Interference with Custody (35-42-3-4)	0	0	0	0
Interfering with Law Enforcement Animal (35-46-3-11)	0	0	0	0
Invasion of Privacy (35-46-1-15.1)	0	0	0	0
Leaving Home w/o Permission of Parent, Guardian or Custodian (Runaway) (31-37-2-2)	0	0	5	8
Leaving Scene of Accident (9-26-1-1.1)	0	0	0	0
Maintaining a Common Nuisance (35-48-4-13)	0	0	0	0
Nitrous Oxide Distribution (35-46-6-3)	0	0	0	0
Obscene Performance (35-49-3-1)	0	0	0	0
Obstructing Medical Emergency (35-44-3-8.5)	0	0	0	0
Obstructing Traffic (35-42-2-4)	0	0	0	0
Official Misconduct (35-44.1-1-1)	0	0	0	0

LEVEL IV (cont'd)	NUMBER OF OFFENSES			
	This Month		This Calendar Year	
	Female	Male	Female	Male
Operating Vehicle While Intoxicated (9-30-5-2)	0	0	0	0
Operating Vehicle While Intoxicated/Cntrl'd Sub (9-30-5-1)	0	0	0	0
Operating Vehicle w/o License (9-24-18-1)	0	0	0	4
Operating Vehicle w/o Proof of Financial (9-25-8-2)	0	0	0	0
Operating Vehicle w/o Registration/Plates (9-18-2-43)	0	0	0	0
Possession of Device/Interfere Test (35-43-5-18)	0	0	0	0
Possession of Marijuana, Hash Oil, or Hashish (35-48-4-11)	0	0	3	8
Possession of Paraphernalia (35-48-4-8.3)	0	0	3	4
Possession of Substance Represented to be a Controlled Substance (35-48-4-4.6)	0	0	0	0
Possession, Purchase, Accepting Tobacco (35-46-1-10.5)	0	0	0	0
Probation Violation	0	0	0	80
Public Intoxication (7.1-5-1-3)	0	0	0	1
Receiving Unidentified Property (35-43-7-5)	0	0	0	0
Reckless Driving (9-21-8-52)	0	0	0	0
Refusal to Aid Officer (35-44-3-7)	0	0	0	0
Refusal to Identify Self (34-28-5-3.5)	0	0	0	0
Selling, Distributing, Exhibiting Obscene Material (35-49-3-1)	0	0	0	0
Synthetic Drug (35-48-4-11.5)	0	0	0	0
Taking Deer/Turkey (14-22-6-1)	0	0	0	0
Tattooing a Minor (35-42-2-7)	0	0	0	0
Torture, Kill, Mutilate an Animal (35-46-3-12)	0	0	0	0
Unauthorized Possession of Prescription (35-48-4-14)	0	0	0	0
Unlawful Entry of Motor Vehicle (35-43-4-2.7)	0	0	1	2
Unlawful Gambling (35-45-5-2)	0	0	0	0
Unlawful Use of Railroad Right of Way (8-3-15-3)	0	0	0	0
Vending Machine Vandalism (35-43-4-7)	0	0	0	0
Violation Home Detention	0	0	0	0
Violation Suspended Commitment to DOC	0	0	2	0
Violation of Compulsory School Attendance Law (Truancy) (31-37-2-3)	0	0	0	1
Voyeurism (35-45-4-5)	0	0	0	0
Welfare Fraud (35-45-5-7)	0	0	0	0
Sub-Total	0	0	19	128
GRAND TOTAL NUMBER OF OFFENSES	0	0	62	443

Source: SAS - mnthadm4_by_offense.pgm

Indiana Department of Correction
Table 17
Number of Juvenile Offenders by Most Serious Offense
Committed to the Indiana Department of Correction

August 2021

MOST SERIOUS OFFENSE (Citation Code)	NUMBER OF JUVENILES			
	This Month		This Calendar Year	
LEVEL I	Female	Male	Female	Male
Aggravated Battery (35-42-2-1.5)	0	0	0	2
Arson (35-43-1-1)	0	0	0	1
Battery (35-42-2-1)	0	2	2	4
Battery by Bodily Waste (35-42-2-6)	0	1	0	3
Burglary (35-43-2-1)	0	1	0	10
Carjacking (35-42-5-2)	0	0	0	0
Carrying Handgun w/o License (35-47-2-1)	0	0	0	12
Changing, Altering, Removing, Obliterating ID of Handgun (35-47-2-18)	0	0	0	0
Child Exploitation (35-42-4-4)	0	0	1	2
Child Molesting (35-42-4-3)	0	0	0	6
Child Seduction (35-42-4-7)	0	0	0	0
Child Selling (35-46-1-4)	0	0	0	0
Child Solicitation (35-42-4-6)	0	0	0	0
Child in Possession of Handgun (35-47-10-5)	0	0	0	0
Consumer Product Tampering (35-45-8-3)	0	0	0	0
Criminal Confinement (35-42-3-3)	0	0	0	1
Criminal Deviate Conduct (35-42-4-2)	0	0	0	0
Criminal Gang Intimidation (35-45-9-4)	0	0	0	0
Criminal Gang Recruitment	0	0	0	0
Criminal Recklessness (35-42-2-2)	0	2	0	11
Dangerous Possession of a Firearm (35-47-10-5)	0	2	0	7
Dealing in a Sawed-Off Shotgun (35-47-5-4.1)	0	0	0	0
Distribution of a Destructive Device (IC 35-47.5-5-5)	0	0	0	0
Domestic Battery (35-42-2-1.3)	0	0	1	8
Driving While Intoxicated Resulting in Death (9-30-5-5)	0	0	0	0
False Application for Handgun (35-47-2-8)	0	0	0	0
False, Altering Handgun License (35-47-2-22)	0	0	0	0
Feticide (35-42-1-6)	0	0	0	0
Handgun, False ID (35-47-2-17)	0	0	0	0
Incest (35-46-1-3)	0	0	0	0
Interference with Custody (35-42-3-4)	0	0	0	0
Intimidation (35-45-2-1)	0	0	0	0
Involuntary Manslaughter (35-42-1-4)	0	0	0	0
Kidnapping (35-42-3-2)	0	0	0	0
Murder (35-42-1-1)	0	0	0	1
Neglect of a Dependent (35-46-1-4)	0	0	0	0
Operation of a Machine Gun/Hurling a Bomb (35-47-5-9)	0	0	0	0
Overpass Mischief (35-42-2-5)	0	0	0	0
Pointing a Firearm (35-47-4-3)	0	0	0	1
Possession of Firearm on School Property (35-47-9-2)	0	0	0	0
Possession of a Machine Gun or Bomb (35-47-5-9)	0	0	0	0
Rape (35-42-4-1)	0	0	0	1
Reckless Homicide (35-42-1-5)	0	0	0	2
Resisting Law Enforcement (35-44-3-3)	0	0	0	0
Robbery (35-42-5-1)	0	1	1	17
Sell, Manufacture, Possess, Purchase Explosive (35-47-5-1)	0	0	0	0
Sell, Transfer, HIV Blood (35-42-1-7)	0	0	0	0
Selling, Transferring, Giving Handgun to Under 18 (35-47-2-7)	0	0	0	0
Sexual Battery (35-42-4-8)	0	0	0	1
Sexual Misconduct (35-44-1-5)	0	0	0	0

LEVEL I (cont'd)	NUMBER OF JUVENILES			
	This Month		This Calendar Year	
	Female	Male	Female	Male
Sexual Misconduct with a Minor (35-42-4-9)	0	0	0	0
Stalking (35-45-10-5)	0	0	0	0
Strangulation (35-42-2-9)	0	0	0	0
Unlawful Delivery of Confiscated Firearm (35-47-3-4)	0	0	0	0
Unlawful Use of Body Armor (35-47-5-13)	0	0	0	0
Unlawful Use of Stun Gun (35-47-8-5)	0	0	0	0
Vicarious Sexual Gratification (35-42-4-5)	0	0	0	0
Voluntary Manslaughter (35-42-1-3)	0	0	0	0
Sub-Total	0	9	5	90

LEVEL II

Assisting a Criminal (35-44-3-2)	0	0	0	0
Chinese Throwing Star (35-47-5-12)	0	0	0	0
Criminal Gang Activity (35-45-9-3)	0	0	0	0
Criminal Recklessness (35-42-2-2)	0	0	0	0
Dealing Anabolic Steroid (16-42-19-27)	0	0	0	0
Dealing Methamphetamine (35-48-4-1.1)	0	0	0	0
Dealing in Cocaine or Narcotic Drug (35-48-4-1)	0	0	0	0
Dealing in Marijuana, Hash Oil, or Hashish (35-48-4-10)	0	0	0	1
Dealing in a Schedule I, II, or III Controlled Substance (35-48-4-2)	0	0	0	0
Dealing in a Schedule IV Controlled Substance (35-48-4-3)	0	0	1	0
Dealing in a Schedule V Controlled Substance (35-48-4-4)	0	0	0	0
Dealing in a Substance Represented to be a Controlled Substance (35-48-4-4.5)	0	0	0	0
Delivery of Weapon to Intoxicated Person (35-47-4-1)	0	0	0	0
Disarming Law Enforcement Officer (35-44.1-3-2)	0	0	0	0
Escape/Failure to Return to Lawful Detention (35-44-3-5)	1	2	1	5
Inmate w/ Deadly Weapon (35-44.1-3-7)	0	0	0	0
Interference with Custody (35-42-3-4)	0	0	0	0
Intimidation (35-45-2-1)	0	2	1	11
Knife with Automatic Blade (35-47-5-2)	0	0	0	0
Loan Sharking (35-45-7-2)	0	0	0	0
Maintaining a Common Nuisance (35-48-4-13)	0	0	0	0
Making loan secured by mortgage, deposit or pledge of handgun (35-47-4-2)	0	0	0	0
Manufacture, Distribution, Possession of a Substance Represented to be a Controlled Substance (3	0	0	0	0
Neglect of a Dependent (35-46-1-4)	0	0	0	0
Poss precursors w/intent to manufacture etc. (35-48-4-14.5)	0	0	0	0
Possession of a Controlled Substance (35-48-4-7)	0	0	0	0
Possession of a Knife on School Property (35-47-5-2.5)	0	0	0	1
Promoting Prostitution (35-45-4-4)	0	0	0	0
Purchase, Possession or Sale of Stun Gun (35-47-8-5)	0	0	0	0
Resisting Law Enforcement (35-44-3-3)	0	0	0	3
Rioting with a Deadly Weapon (35-45-1-2)	0	0	0	0
Sale, Possession, Use of Legend Drug (16-42-19-27)	0	0	0	0
Sexual Misconduct with a Minor (35-42-4-9)	0	0	0	0
Stalking (35-45-10-5)	0	0	0	0
Trafficking with an Inmate (35-44-3-9)	0	0	0	0
Use of Stun Gun in Commission of a Crime (35-47-8-5)	0	0	0	0
Sub-Total	1	4	3	21

LEVEL III

Accident /Failure to Stop (9-26-1-8)	0	0	0	0
Accident, Property Damage with Injury (9-26-1-8)	0	0	0	0
Altering or Damaging Computer (35-43-1-4)	0	0	0	0
Auto Theft, Receiving Stolen Parts (35-43-4-2.5)	0	0	0	2
Battery (35-42-2-1)	1	0	3	3
Bestiality	0	0	0	0
Bribery (35-44-1-1)	0	0	0	0
Burglary (35-43-2-1)	0	0	0	0
Check Deception (35-43-5-5)	0	0	0	0

NUMBER OF JUVENILES

LEVEL III (cont'd)	This Month		This Calendar Year	
	Female	Male	Female	Male
Check Fraud (35-43-5-12)	0	0	0	0
Child Exploitation (35-42-4-4)	0	0	0	0
Controlled Substance Registration (35-48-4-14)	0	0	0	0
Conversion (35-43-4-3)	0	0	1	2
Criminal Mischief (35-43-1-2)	0	0	0	3
Criminal Recklessness (35-42-2-2)	0	0	0	1
Criminal Trespass (35-43-2-2)	0	0	1	2
Dealing in Altered Property (35-43-4-2.3)	0	0	0	0
Dealing in Marijuana, Hash Oil, or Hashish (35-48-4-10)	0	0	0	0
Dealing in Paraphernalia (35-48-4-8.5)	0	0	0	0
Distribution of Material Harmful to Minor (35-49-3-3)	0	0	0	0
Escape/Failure to Return to Lawful Detention (35-44-3-5)	0	0	3	7
Failure to Appear (35-44-3-6)	0	0	0	0
False Reporting (35-44-2-2)	0	0	0	0
Forgery (35-43-5-2)	0	0	0	0
Fraud (35-43-5-4)	0	0	0	1
Fraud on Financial Institution (35-45-5-8)	0	0	0	0
Home Improvement Fraud (35-43-6-13)	0	0	0	0
Identity Deception (35-43-5-3.5)	0	0	0	0
Interference with Custody (35-42-3-4)	0	0	0	0
Interference with Reporting Crime (35-42-2-5)	0	0	0	0
Invasion of Privacy (35-46-1-15.1)	0	0	0	0
Kill Domestic Animal	0	0	0	0
Manufacture of Paraphernalia (35-48-4-8.1)	0	0	0	0
Nonsupport of Child (35-46-1-5)	0	0	0	0
Nonsupport of Spouse (35-46-1-6)	0	0	0	0
Obscene Performance (35-49-3-1)	0	0	0	0
Obstructing Fireman (35-44-3-8)	0	0	0	0
Obstructing Traffic (35-42-2-4)	0	0	0	0
Obstruction of Justice (35-44-3-4)	0	0	1	0
Operating Vehicle After Lifetime Forfeiture (9-30-10-17)	0	0	0	0
Operating Vehicle While Intoxicated (9-30-5-4)	0	0	0	0
Operating Vehicle While Intoxicated with Prior (9-30-5-3)	0	0	0	0
PUB INDEC/EXPO/PUBLI	0	0	0	1
Patronizing a Prostitute (35-45-4-3)	0	0	0	0
Perjury (35-44-2-1)	0	0	0	0
Possession of Cocaine or Narcotic Drug (35-48-4-6)	0	0	0	0
Possession of Marijuana, Hash Oil, or Hashish (35-48-4-11)	0	0	0	0
Possession of Methamphetamines (35-48-4-6.1)	0	0	1	0
Possession of Paraphernalia (35-48-4-8.3)	0	0	0	0
Possession of a Controlled Substance (35-48-4-7)	0	0	0	0
Possession of a Syringe (16-42-19-18)	0	0	0	0
Possession/Use of Legend Drug (16-42-19-13)	0	0	0	1
Professional Gambling (35-45-5-3)	0	0	0	0
Profiting from Adoption (35-46-1-9)	0	0	0	0
Promoting Professional Gambling (35-45-5-4)	0	0	0	0
Promoting Prostitution (35-45-4-4)	0	0	0	0
Prostitution (35-45-4-2)	0	0	0	0
Public Indecency (35-45-4-1)	0	0	0	1
Public Nudity (35-45-4-1.5)	0	0	0	0
Railroad Mischief (35-42-2-5.5)	0	0	0	0
Receiving Stolen Property (35-43-4-2)	0	0	0	0
Residential Entry (35-43-2-1.5)	1	0	1	0
Resisting Law Enforcement (35-44-3-3)	0	0	2	3
Rioting (35-45-1-2)	0	0	0	0
Sale, Possession, Use of Legend Drug (16-42-19-27)	0	0	0	0
Selling, Distributing, Exhibiting Obscene Material (35-49-3-1)	0	0	0	0

NUMBER OF JUVENILES

LEVEL III (Cont.)	This Month		This Calendar Year	
	Female	Male	Female	Male
Stalking (35-45-10-5)	0	0	0	0
Synthetic Drug (35-48-4-11.5)	0	0	0	0
Theft (35-43-4-2)	2	1	4	6
Torture or Mutilation of Animal (35-46-3-12)	0	0	0	0
Trafficking with an Inmate (35-44-3-9)	0	0	0	0
Unauthorized Possession of Prescription Form (35-48-4-14)	0	0	0	0
Unlawful Entry of Motor Vehicle (35-43-4-2.7)	0	0	0	1
Voyeurism (35-45-4-5)	0	0	0	0
Welfare Fraud (35-43-5-7)	0	0	0	0
Sub-Total	4	1	17	34

LEVEL IV

Absence From Home Detention (35-38-2.5-10)	0	0	0	0
Accident/Failure to Stop (9-26-1-8)	0	0	0	0
Assisting a Criminal (35-44-3-2)	0	0	0	0
Beats Vertebrate Animal (35-46-3-12)	0	0	0	0
Check Deception (35-43-5-5)	0	0	0	0
Common Nuisance (35-48-4-13)	0	0	0	0
Computer Trespassing (35-43-2-3)	0	0	0	0
Counterfeiting Auto Registration (9-18-2-42)	0	0	0	0
Counterfeiting a Driver's License (9-24-18-7)	0	0	0	0
Curfew Violation (31-37-2-5)	0	0	0	0
Deception (35-43-5-3)	0	0	0	0
Disorderly Conduct (35-45-1-3)	0	0	0	1
Dissemination of Material Harmful to Minor (35-49-3-3)	0	0	0	0
Driving with Suspended License (9-24-19-2)	0	0	0	0
Exploitation of Dependent/Endangered Adult (35-46-1-12)	0	0	0	0
Failure to Appear (35-44-3-6)	0	0	0	0
Failure to Disclose Recruitment (35-46-4-4)	0	0	0	0
Failure to Respond to Summons (35-44-3-6.5)	0	0	0	0
False Auto Registration (9-18-2-44)	0	0	0	0
False Identity Statement (35-44-2-6)	0	0	0	0
False Informing (35-44-2-2)	0	0	0	1
Flag Desecration (35-45-1-4)	0	0	0	0
Glue Sniffing (35-46-6-2)	0	0	0	0
Habitual Disobedience of Parent, Guardian, or Custodian (Incorrigible) (31-37-2-4)	0	0	0	0
Harassment (35-45-2-2)	0	0	0	0
Home Improvement Fraud (35-43-6-12)	0	0	0	0
Illegal Consumption of Alcohol (7.1-5-7-7)	0	0	0	0
Illegal Possession of Alcohol (7.1-5-7-7)	0	0	0	0
Impairment of ID Number (35-43-7-4)	0	0	0	0
Interference with Custody (35-42-3-4)	0	0	0	0
Interfering with Law Enforcement Animal (35-46-3-11)	0	0	0	0
Invasion of Privacy (35-46-1-15.1)	0	0	0	0
Leaving Home w/o Permission of Parent, Guardian or Custodian (Runaway) (31-37-2-2)	0	0	0	0
Nitrous Oxide Distribution (35-46-6-3)	0	0	0	0
Obscene Performance (35-49-3-1)	0	0	0	0
Obstructing Medical Emergency (35-44-3-8.5)	0	0	0	0
Obstructing Traffic (35-42-2-4)	0	0	0	0
Operating Vehicle While Intoxicated (9-30-5-2)	0	0	0	0
Operating Vehicle While Intoxicated/Cntrld Sub (9-30-5-1)	0	0	0	0
Operating Vehicle w/o License (9-24-18-1)	0	1	0	1
Operating Vehicle w/o Proof of Financial (9-25-8-2)	0	0	0	0
Operating Vehicle w/o Registration/Plates (9-18-2-43)	0	0	0	0
Possession of Marijuana, Hash Oil, or Hashish (35-48-4-11)	0	0	0	2
Possession of Paraphernalia (35-48-4-8.3)	0	0	1	0
Possession of Substance Represented to be a Controlled Substance (35-48-4-4.6)	0	0	0	0
Possession, Purchase, Accepting Tobacco (35-46-1-10.5)	0	0	0	0
Probation Violation	0	0	0	0
Public Intoxication (7.1-5-1-3)	0	0	0	0
Receiving Unidentified Property (35-43-7-5)	0	0	0	0
Reckless Driving (9-21-8-52)	0	0	0	0
Refusal to Aid Officer (35-44-3-7)	0	0	0	0

LEVEL IV (cont'd)	NUMBER OF JUVENILES					
	This Month		This Calendar Year			
	Female	Male	Female	Male		
Refusal to Identify Self (34-28-5-3.5)	0	0	0	0		
Selling, Distributing, Exhibiting Obscene Material (35-49-3-1)	0	0	0	0		
Synthetic Drug	0	0	0	0		
Torture, Kill, Mutilate an Animal (35-46-3-12)	0	0	0	0		
Unauthorized Possession of Prescription (35-48-4-14)	0	0	0	0		
Unlawful Entry of Motor Vehicle (35-43-4-2.7)	0	0	0	0		
Unlawful Gambling (35-45-5-2)	0	0	0	0		
Unlawful Use of Railroad Right of Way (8-3-15-3)	0	0	0	0		
Vending Machine Vandalism (35-43-4-7)	0	0	0	0		
Violation Home Detention	0	0	0	0		
Violation Suspended Commitment to DOC	0	0	0	0		
Violation of Compulsory School Attendance Law (Truancy) (31-37-2-3)	0	0	0	0		
Voyeurism (35-45-4-5)	0	0	0	0		
Welfare Fraud (35-45-5-7)	0	0	0	0		
	Sub-Total		0	1	1	5
GRAND TOTAL NUMBER OF JUVENILES		5	15	26	150	

Indiana Department of Correction
Table 18
Juvenile Female New Commitments

<u>Month</u>	<u>2016</u>	<u>2017</u>	<u>2018</u>	<u>2019</u>	<u>2020</u>	<u>2021</u>
January	6	2	3	10	3	4
February	10	5	8	4	5	0
March	11	6	4	7	3	1
April	9	2	7	3	5	3
May	4	6	8	8	5	6
June	11	7	2	3	4	6
July	4	8	12	9	3	3
August	4	5	4	2	1	5
September	7	8	8	4	4	
October	5	6	5	6	2	
November	6	7	8	2	5	
December	<u>5</u>	<u>12</u>	<u>8</u>	<u>5</u>	<u>3</u>	
TOTALS	82	74	77	63	43	

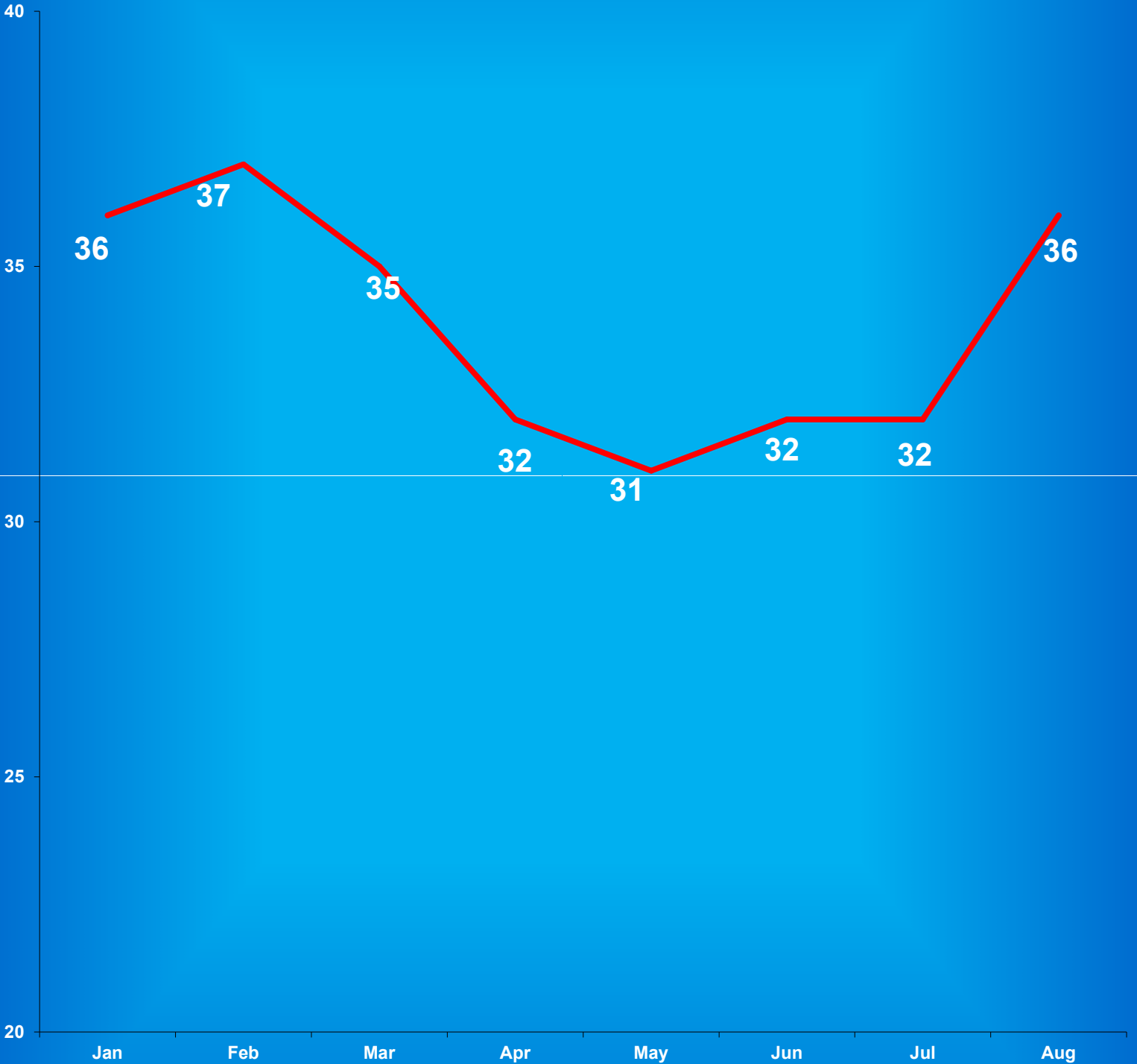
Source: SAS - mnthadm4.pgm

Indiana Department of Correction

Graph G

Average Daily Juvenile Female Offender Populations

Calendar Year 2021



Indiana Department of Correction
Table 19
Juvenile Male New Commitments

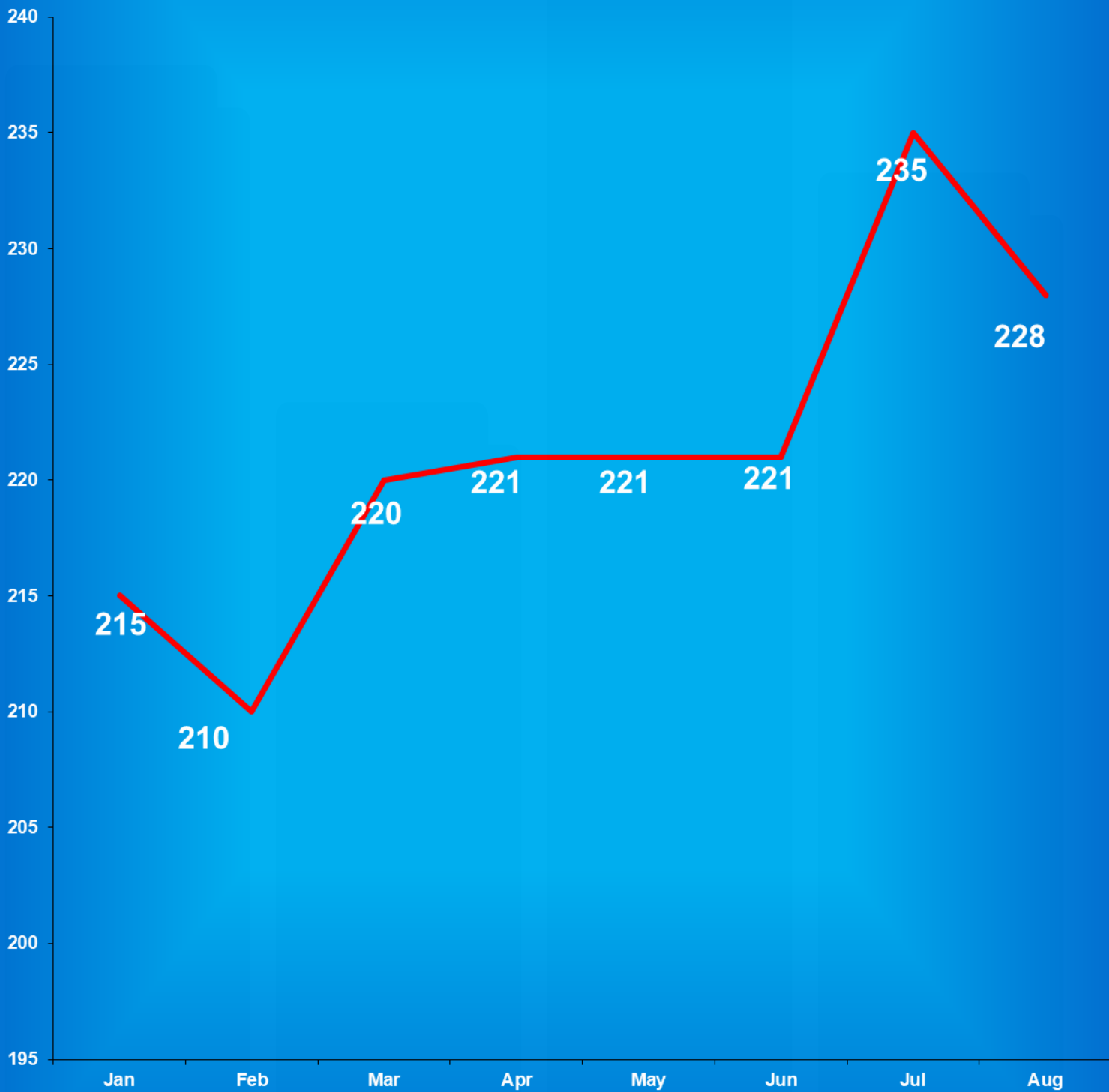
<u>Month</u>	<u>2016</u>	<u>2017</u>	<u>2018</u>	<u>2019</u>	<u>2020</u>	<u>2021</u>
January	39	26	46	36	28	6
February	40	26	38	36	21	16
March	69	36	33	17	32	28
April	33	45	27	24	17	22
May	44	35	42	30	11	23
June	40	48	29	27	14	23
July	29	40	29	47	17	21
August	38	48	28	37	15	15
September	36	43	41	23	20	
October	24	39	24	34	17	
November	28	48	34	26	19	
December	<u>30</u>	<u>34</u>	<u>52</u>	<u>23</u>	<u>20</u>	
TOTALS	463	450	468	360	231	

Source: SAS - mnthadm4.pgm

Indiana Department of Correction

Graph H

Average Daily Juvenile Male Offender Populations
Calendar Year 2021





Juvenile Reintegration Districts



District #8

District #6

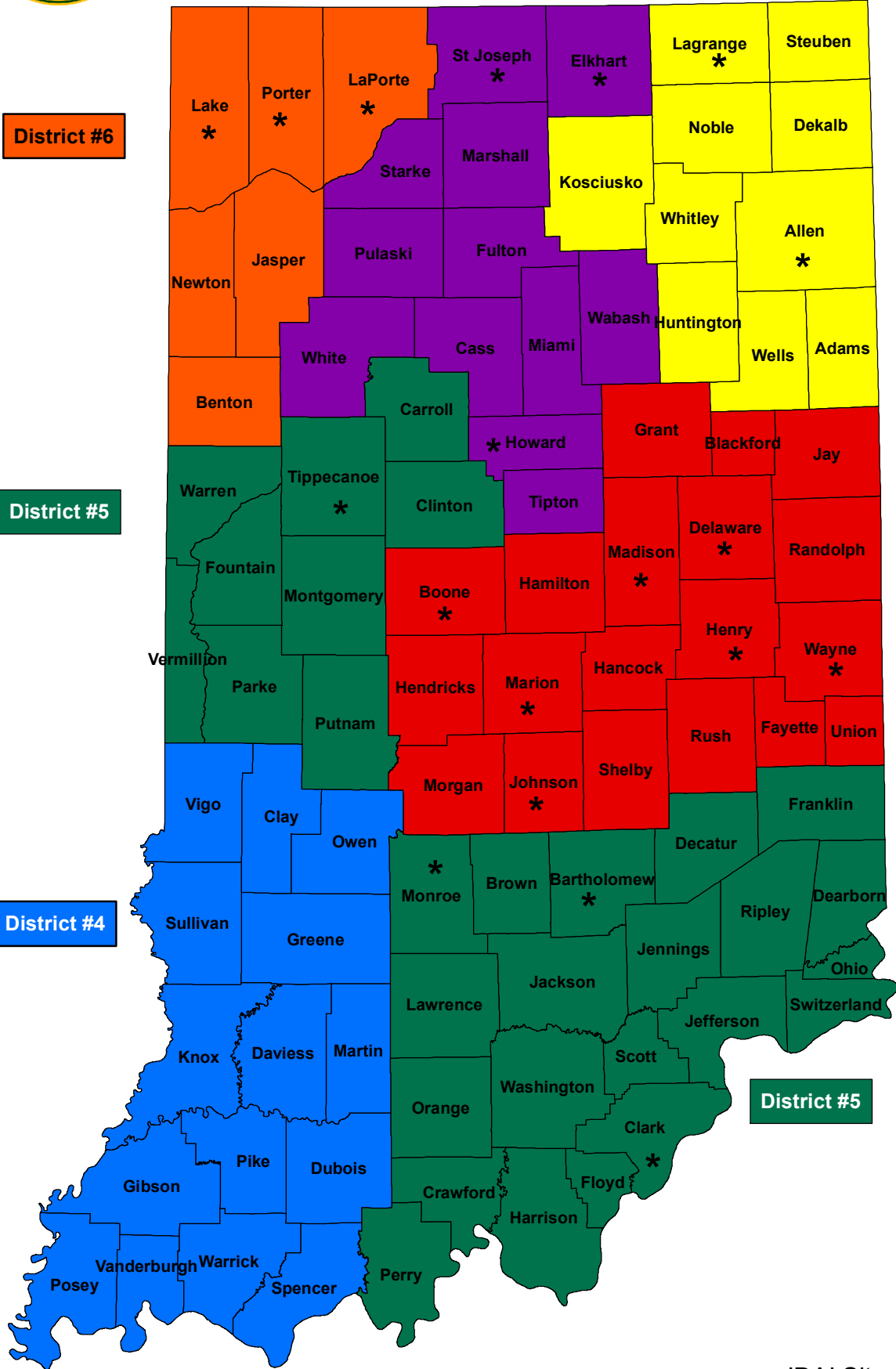
District #2

District #5

District #3

District #4

District #5



*JDAI Site

Indiana Department of Correction
Table 20
Juvenile Parole Caseload on September 01, 2021

<u>Juvenile Reintegration Districts</u>	Indiana Parolees		Other Jurisdiction		<u>Total</u>
	<u>Juvenile Male</u>	<u>Juvenile Female</u>	<u>Juvenile Male</u>	<u>Juvenile Female</u>	
	<i>Interstate Compact (RD0)*</i>	1	0	0	
			<u>District Supervision Breakdown</u> <u>as follows:</u>		
Re-Entry Parole (PD1)	0	1	0	0	<i>1</i>
Fort Wayne (PD2)	13	1	0	0	<i>14</i>
Indianapolis (PD3)	6	0	6	0	<i>12</i>
Evansville (P4A)	0	0	0	0	<i>0</i>
Terre Haute (P4B)	5	0	0	0	<i>5</i>
Bloomington (PD5)	0	1	0	0	<i>1</i>
Gary (PD6)	0	0	0	0	<i>0</i>
New Castle (PD7)	3	0	0	0	<i>3</i>
South Bend (PD8)	7	0	1	0	<i>8</i>
Madison (PD9)	2	0	2	0	<i>4</i>
Total	37	3	9	0	49

Total Juvenile Parole Population on the First Day of Each Month

<u>Calendar Year 2021</u>	Indiana Parolees		Other Jurisdiction		<u>Total</u>
	<u>Juvenile Male</u>	<u>Juvenile Female</u>	<u>Juvenile Male</u>	<u>Juvenile Female</u>	
January	24	0	11	0	35
February	21	2	9	0	32
March	24	2	7	0	33
April	30	3	9	0	42
May	29	1	8	0	38
June	28	4	10	1	43
July	30	6	9	1	46
August	31	6	9	0	46
September	37	3	9	0	49

** Includes Indiana parolees who are serving their parole in another state, as well as offenders from other States being supervised in Indiana (Interstate Compact)*

Sources:
Parole Division
SAS - juvparl2.pgm

**Indiana Department of Correction
Indiana Government Center South, Room E334
302 W. Washington Street
Indianapolis, IN 46204**

**Prepared by:
Christophehr Yirenkyi, Data Analyst
(317) 233-4765
cyirenkyi@idoc.IN.gov**

This report and previous reports may be found at:

<http://www.in.gov/idoc/2376.htm>



CHANGING LIVES

The logo for the Indiana Department of Correction is a circular seal. It features a central torch with a flame, surrounded by a wreath. The words "EMPLOYEES", "EFFICIENCY", and "EFFECTIVENESS" are arranged around the torch. The outer ring of the seal contains the text "INDIANA" at the top and "DEPARTMENT OF CORRECTION" at the bottom, separated by stars. The map of Indiana is a solid blue silhouette of the state's outline, positioned to the right of the seal and partially overlapping the word "CHANGING" in the main title.

The Indiana Department of Correction advances public safety and successful re-entry through dynamic supervision, programming, and partnerships.