


Indiana Department of Correction

Division of Data Science and Analytics



Offender Population Statistical Report

- JULY 2021 -

Rob Carter, Commissioner

**Indiana Department of Correction
Indiana Government Center South, Room E334
302 W. Washington Street
Indianapolis, IN 46204**

**Prepared by:
Christopher Yirenkyi, Data Analyst
(317) 233-4765
cyirenkyi@idoc.in.gov**

This report and previous reports may be found at:

<http://www.in.gov/idoc/2376.htm>



Definitions

For this report, the following definitions apply:

Admission – The means by which an offender enters the custody or jurisdiction of the Indiana Department of Correction. For this report, except for the return of an escapee, this does not include a return from a temporary absence.

Average Daily Population – The sum of the daily beginning counts for a month, divided by that month's number of daily beginning counts.

Beginning Count – The number of offenders physically present at the beginning of the day (ie, 0000:01 hours).

Class A Felony – An offense whereby a person convicted of this felony shall be imprisoned for a fixed term of thirty years, with not more than twenty years added for aggravating circumstances, or not more than ten years subtracted for mitigating circumstances.

Class B Felony – An offense whereby a person convicted of this felony shall be imprisoned for a fixed term of ten years, with not more than ten years added for aggravating circumstances, or not more than four years subtracted for mitigating circumstances.

Class C Felony – An offense whereby a person convicted of this felony shall be imprisoned for a fixed term of four years, with not more than four years added for aggravating circumstances, or not more than two years subtracted for mitigating circumstances.

Class D Felony – An offense whereby a person convicted of this felony shall be imprisoned for a fixed term of one and one-half years, with not more than one and one-half years added for aggravating circumstances, or not more than one year subtracted for mitigating circumstances.

Class 1 Felony – An offense whereby a person convicted of this felony shall be imprisoned with a sentence range of 20-40 years, with not more than twenty years added as a habitual offender enhancement.

Class 2 Felony – An offense whereby a person convicted of this felony shall be imprisoned with a sentence range of 10-30 years, with not more than twenty years added as a habitual offender enhancement.

Class 3 Felony – An offense whereby a person convicted of this felony shall be imprisoned with a sentence range of 3-16 years, with not more than twenty years added as a habitual offender enhancement.

Class 4 Felony – An offense whereby a person convicted of this felony shall be imprisoned with a sentence range of 2-12 years, with not more than twenty years added as a habitual offender enhancement.

Class 5 Felony – An offense whereby a person convicted of this felony shall be imprisoned with a sentence range of 1-6 years, with not more than six years added as a habitual offender enhancement.

Class 6 Felony – An offense whereby a person convicted of this felony shall be imprisoned with a sentence range of 0.5-2.5 years, with not more than six years added as a habitual offender enhancement.

Contracted Beds - Those offenders who have been committed to the Indiana Department of Correction but are housed in a local work release facility under contract of a 3rd party provider.

County Jail "Back-ups" (Jail Bed Count) – Those offenders who have been committed to the Indiana Department of Correction but are housed in a county jail until they can be transferred to a Department of Correction intake facility. The county receives \$35.00 per day, per offender, to house these offenders.

Ending Count – The number of offenders physically present at the end of the day (i.e., 2400:00 hours).

Felon – A person convicted in any jurisdiction who might have been imprisoned for more than one year.

Murder - An offense whereby a person convicted of this felony shall be imprisoned for a fixed term of fifty-five years, with not more than ten years added for aggravating circumstances, or not more than ten years subtracted for mitigating circumstances.

Definitions Continued

Operational Capacity – The total bed capacity of the facility. The capacity of a facility is the number of beds authorized for safe and efficient operation of the facility.

Pre-Dispositional – An individual ordered by the Court to the Indiana Department of Correction for evaluation prior to sentencing.

Release – The means by which an offender leaves the custody or jurisdiction of the Indiana Department of Correction. For this report, except for an escape, this does not include a temporary absence.

Safekeeper – An individual whom the Court has determined to be in imminent danger of serious bodily injury or death, or who represents a substantial threat to the safety of others, and whom the Court has ordered to the Indiana Department of Correction for custody and security control.

Maximum Level Facilities – Maximum security facilities have very restrictive security measures and housing is celled space.

Medium Level Facilities – Medium security facilities have moderate degree of security measures and housing consists of dormitories and celled space.

Minimum Level Facilities – Minimum Security Facilities have the least restrictive security measures and housing is dormitory style. Also included as minimum security are work release program offenders who leave the facility for outside employment but return nightly.

Intake Facilities – Intake facilities are designated to receive newly committed adult offenders. During the intake process each offender is evaluated through interviews, reports and diagnostic tests. This evaluation forms the basis of the offenders' facility and program assignment.

Secure Housing Units – Denotes maximum control with the most restrictive security measures in place.

Vacancy – The number of beds available for assignment.

Juvenile Diagnostic/Walkthrough – A Juvenile court can order a youth to the Department of Correction to be temporarily committed for not more than 14 days (excluding Saturdays, Sundays, and Legal holidays) for the purpose of an evaluation. The youth must be adjudicated delinquent, and the order must be prior to disposition. The department will send a report to the court of the written findings.

Indiana Department of Correction Population Summary

- There were 21,750 adult male offenders (including 447 county jail “back-ups” and 69 in contracted beds) on August 01, 2021. This population is 9% below operational bed capacity for general population.
- There were 2,177 adult female offenders (including 45 county jail “back-ups” and 38 in contracted beds) on August 01, 2021. This population is 20% below the operational bed capacity.
- There were 235 juvenile male offenders in the Department’s facilities on August 01, 2021. This population is 56% below the operational bed capacity.
- There were 32 juvenile female offenders in the Department’s facilities on August 01, 2021. This population is 48% below the operational bed capacity.
- There were 5,562 adult males on parole in Indiana (4,982 Indiana parolees and 580 other jurisdiction parolees) on August 01, 2021.
- There were 598 adult females on parole in Indiana (532 Indiana parolees and 66 other jurisdiction parolees) on August 01, 2021.
- There were 655 adults admitted to IDOC (561 males and 94 females) and 746 adults released from IDOC (627 males and 119 females) in July 2021.
- There were 24 juveniles admitted to IDOC (21 males and 3 females) and 23 juveniles released from IDOC (19 males and 4 female) in July 2021.

**Indiana Department of Correction
Human Resource Report**

July 31, 2021

ADULT FACILITIES

Facility	Total Staff*	Custody Staff	Non-Custody	Vacancies	Hires - Rehires	Retired - Terminated	Inter-Agency		Contract/Vendor		
							In	Out	Aramark	Health	Education
Branchville Correctional Facility	237	163	74	37	5	6	1	0	5	21	6
Chain O'Lakes Correctional Facility	26	19	7	7	3	4	0	0	5	2	0
Correctional Industrial Facility	284	217	67	83	6	7	0	0	13	19	3
Edinburgh Correctional Facility	69	53	16	3	2	4	0	0	5	5	1
Indiana State Prison/Lakeside	419	324	95	151	11	15	1	0	13	31	2
Indiana Women's Prison	178	124	54	15	12	9	0	0	7	18	6
Madison Correctional Facility	191	137	54	24	5	2	1	1	9	18	2
Miami Correctional Facility	385	281	104	200	15	18	1	1	14	37	8
New Castle Correctional Facility**	389	266	123	140	0	1	0	0	29	47	15
Pendleton Correctional Facility	367	237	130	159	15	12	0	0	16	32	1
Plainfield Correctional Facility	335	246	89	59	13	11	0	0	21	31	8
Putnamville Correctional Facility	405	291	114	119	13	11	0	0	15	24	9
Reception-Diagnostic Center	208	161	47	39	5	7	0	0	0	24	0
Rockville Correctional Facility	235	167	68	31	9	4	0	0	13	31	6
South Bend Comm. Re-Entry Center	36	24	12	6	1	2	0	0	5	2	0
Heritage Trail DOC Staff	22	0	22	3	0	0	0	0	0	8	8
Heritage Trail GEO Staff**	40	17	23	48	0	0	0	0	4	11	0
Wabash Valley Correctional Facility	561	447	114	86	13	13	2	0	22	39	4
Westville Correctional Facility	627	485	142	143	11	17	0	0	24	45	9
Total	5,014	3,659	1,355	1,353	139	143	6	2	220	445	88

JUVENILE FACILITIES

Facility	Total Staff*	Custody Staff	Non-Custody	Vacancies	Hires - Rehires	Retired - Terminated	Inter-Agency		Contract/Vendor		
							In	Out	Aramark	Health	Education
Camp Summit	53	38	15	11	1	4	0	0	4	5	7
Logansport Intake/North Central	157	105	52	30	1	4	1	1	5	9	12
Pendleton Juvenile Correctional	223	154	69	70	7	9	0	0	8	11	22
Total	433	297	136	111	9	17	1	1	17	25	41

ADMINISTRATIVE

Central Office***	Total	557	187	370	78	4	3	2	2	0	24	2
-------------------	--------------	------------	------------	------------	-----------	----------	----------	----------	----------	----------	-----------	----------

TOTALS

STATE EMPLOYEE TOTAL	5,575	3,860	1,715	1,354	152	162	9	5	0	0	0
CONTRACT EMPLOYEE TOTAL	1,290	283	1,007	188	0	1	0	0	237	494	130
GRAND TOTAL	6,865	4,143	2,722	1,542	152	163	9	5	237	494	130

* Total Active Staff does not include those on disability, suspension, or leave with pay.

** New Castle Correctional Facility and Heritage Trail are privately contracted institutions. Their hire/rehire and termination/reire data is not provided to DOC.

*** Includes Technology Services Division, PEN Products, Staff Development and Training, and the Parole Division (counted as Custody Staff)

Note: Total staff, custody staff, non-custody staff, and vacancy data are as of the end of the month.

Hires and re-hires, retirements and terminations, intra-agency transfer in and transfer out are the total number of actions for the month.

Source: DOC Human Resource



Offender Statistics



Indiana Department of Correction
Table 1
Offender Population & Vacancy Numbers, by Facility Security Level
August 1, 2021

Minimum Security - Adult MALE

	July Ending Count	General Population Vacancies	Programs & Treatment Vacancies	Restricted Housing & Infirmery Vacancies	Down Beds	Held Beds
Chain O'Lakes	92	10	0	0	0	0
Edinburgh	265	77	0	0	0	2
Miami - MCA	135	69	0	0	0	0
New Castle - NCA	144	60	0	0	0	0
Pendleton - IRO	129	91	0	0	0	0
Westville - WCA	316	38	23	0	2	0
Wabash Valley - WVA	172	25	0	0	0	1
Total	1,253	370	23	0	2	3

Re-Entry & Work Release - Adult MALE

Bartholomew Co. Re-Entry	3	17	0	0	0	0
Chain O'Lakes Re-Entry	33	5	0	0	0	0
Lake Co. Re-Entry/M	2	8	0	0	0	0
South Bend Re-Entry	182	18	0	0	0	1
VOA/Hope Hall Re-Entry	25	15	0	0	0	0
Starke Co. PI - TC	39	0	9	0	0	0
Total	284	63	9	0	0	1

Medium Security - Adult MALE

	July Ending Count	General Population Vacancies	Programs & Treatment Vacancies	Restricted Housing & Infirmery Vacancies	Down Beds	Held Beds
Branchville	1,124	285	121	3	0	0
Correctional Industrial	1,220	228	29	8	6	4
Indiana State Prison ISO	249	136	0	0	0	0
Plainfield	1,387	96	12	10	87	4
Putnamville	1,979	159	59	0	322	0
Heritage Trail	848	67	0	0	0	1
Westville	2,399	135	158	54	139	28
New Castle	2,322	68	11	17	4	9
Total	11,528	1,174	390	92	558	46

Table 1 (Cont.)

Maximum Security - Adult MALE						
	July	General	Programs &	Restricted		
	Ending	Population	Treatment	Infirmary	Down	Held
	Count	Vacancies	Vacancies	Vacancies	Beds	Beds
Miami	1,762	228	19	3	970	2
Indiana State Prison	1,868	130	22	21	17	19
Pendleton	1,349	14	6	52	11	17
Pendleton Treatment Unit	165	0	88	0	6	1
ISR Secure Housing Unit	44	0	0	1	24	0
New Castle Annex	432	29	0	17	8	0
New Castle Mental Health	109	0	17	0	1	1
WCU Secure Housing Unit	125	0	0	8	4	1
Wabash Valley	1,700	22	35	21	7	16
WVS Secure Housing Unit	191	0	0	13	12	0
Reception Diag. Center	493	174	0	0	28	0
Total	8,238	597	187	136	1,088	57

Minimum Security & Re-Entry - Adult FEMALE						
	July	General	Programs &	Restricted		
	Ending	Population	Treatment	Infirmary	Down	Held
	Count	Vacancies	Vacancies	Vacancies	Beds	Beds
Madison	484	364	0	0	0	0
Jefferson Co. Re-Entry	47	35	0	0	0	0
Crane House	38	7	0	0	0	0
Total	569	406	0	0	0	0

Medium Security - Adult FEMALE						
Rockville	933	28	78	12	155	0
Total	933	28	78	12	155	0

Maximum Security - Adult FEMALE						
Women's Prison	531	129	58	7	0	2
Rockville Intake	99	113	0	0	0	0
Total	630	242	58	7	0	2

JAIL BED COUNT						
Adult Male	447	N/A	N/A	N/A	N/A	N/A
Adult Female	45	N/A	N/A	N/A	N/A	N/A
Total	492					

Table 1 (Cont.)

JUVENILE OFFENDERS

Juvenile Male

	July Ending Count	General Population Vacancies	Programs & Treatment Vacancies	Restricted Housing & Infirmery Vacancies	Down Beds	Held Beds
North Central Juvenile Correctional Facility	114	60	0	0	0	0
Pendleton Juvenile Correctional Facility	121	243	0	14	0	13
Total	235	303	0	14	0	13

Juvenile Female

LaPorte Juvenile Correctional Facility	32	29	0	1	0	0
--	----	----	---	---	---	---

TOTALS

	July Ending Count	General Population Vacancies	Programs & Treatment Vacancies	Restricted Housing & Infirmery Vacancies	Down Beds	Held Beds
GRAND TOTAL FOR ALL ADULT MALES (Includes Jail Bed Count and Contracted Beds)	21,750	2,204	609	228	1,648	107
TOTAL FOR ADULT MALES IDOC FACILITIES ONLY	21,234	2,164	600	228	1,648	107
GRAND TOTAL FOR ALL ADULT FEMALES (Includes Jail Bed Count and Contracted Beds)	2,177	676	136	19	155	2
TOTAL FOR ADULT FEMALES IDOC FACILITIES ONLY	2,094	634	136	19	155	2
TOTAL FOR JUVENILE MALES	235	303	0	14	0	13
TOTAL FOR JUVENILE FEMALES	32	29	0	1	0	0
GRAND TOTAL FOR THE DEPARTMENT (Includes Jail Bed Count and Contracted Beds)	24,194	3,212	745	262	1,803	122
GRAND TOTAL FOR THE DEPARTMENT (Excludes Jail Bed Count and Contracted Beds)	23,595	3,130	736	262	1,803	122

Sources: Planning Division Facility Body Count Report
 Planning Division Juvenile Daily Count Report
 OIS - Jail Bed Count
 Operational Support Services - Vacancy Report

Indiana Department of Correction
Table 2
Operational Capacity Compared to Population, by Facility
August 1, 2021

Minimum Security - Adult MALE

	June Operational Capacity	July Operational Capacity	July Adjusted Operational Capacity*	July Ending Count	Percent +/- Capacity
Chain O'Lakes	102	102	102	92	-10%
Edinburgh	344	344	342	265	-23%
Miami - MCA	204	204	204	135	-34%
New Castle - NCA	204	204	204	144	-29%
Pendleton - IRO	220	220	220	129	-41%
Westville - WCA	379	379	354	316	-11%
Wabash Valley - WVA	<u>198</u>	<u>198</u>	<u>197</u>	172	<u>-13%</u>
Total	1,651	1,651	1,623	1,253	-23%

Re-Entry & Work Release - Adult MALE

Bartholomew Co. Re-Entry	20	20	40	3	-93%
Chain O'Lakes Re-Entry	38	38	38	33	-13%
Lake Co. Re-Entry/M	10	10	10	2	-80%
South Bend Re-Entry	201	201	200	182	-9%
VOA/Hope Hall Re-Entry	40	40	40	25	-38%
Starke Co. PI - TC	<u>48</u>	<u>48</u>	39	39	0
Total	357	357	367	284	-23%

Medium Security - Adult MALE

Branchville	1,533	1,533	1,409	1,124	-20%
Correctional Industrial	1,495	1,495	1,448	1,220	-16%
Indiana State Prison ISO	385	385	385	249	-35%
Plainfield	1,596	1,596	1,483	1,387	-6%
Putnamville	2,519	2,519	2,138	1,979	-7%
Heritage Trail	916	916	915	848	-7%
Westville	2,913	2,913	2,534	2,399	-5%
New Castle	2,431	2,431	2,390	2,322	-3%
Total	13,788	13,788	12,702	11,528	-9%

Table 2 (Cont.)

Maximum Security - Adult MALE					
	June Operational Capacity	July Operational Capacity	July Adjusted Operational Capacity*	July Ending Count	Percent +/- Capacity
Miami	2,984	2,984	1,988	1,762	-11%
Indiana State Prison	2,077	2,077	1,985	1,868	-6%
Pendleton	1,449	1,449	1,363	1,349	-1%
Pendleton Treatment Unit	260	260	165	165	0%
ISR Secure Housing Unit	69	69	44	44	0%
New Castle Annex	486	486	461	432	-6%
New Castle Mental Health	128	128	109	109	0%
WCU Secure Housing Unit	138	138	125	125	0%
Wabash Valley	1,801	1,801	1,722	1,700	-1%
WVS Secure Housing Unit	216	216	191	191	0%
Reception Diag. Center	<u>695</u>	<u>695</u>	<u>493</u>	493	<u>0%</u>
Total	10,303	10,303	8,646	8,238	-5%

Minimum Security & Re-Entry - Adult FEMALE					
Madison	848	848	848	484	-43%
Jefferson Co. Re-Entry	82	82	82	47	-43%
Crane House	45	45	45	38	-16%
Total	975	975	975	569	-42%

Medium Security - Adult FEMALE					
Rockville	<u>1,206</u>	<u>1,206</u>	<u>961</u>	<u>933</u>	-3%
Total	1,206	1,206	961	933	-3%

Maximum Security - Adult FEMALE					
Women's Prison	727	727	629	531	-16%
Rockville Intake	<u>212</u>	<u>212</u>	<u>99</u>	<u>99</u>	<u>0%</u>
Total	939	939	728	630	-13%

JAIL BED COUNT**					
Adult Male	584	447	447	447	0%
Adult Female	<u>38</u>	<u>45</u>	<u>45</u>	<u>45</u>	<u>0%</u>
Total	622	492	492	492	0%

JUVENILE OFFENDERS					
	Juvenile Male				
North Central Juvenile Correctional Facility	174	174	174	114	-34%
Pendleton Juvenile Correctional Facility	<u>391</u>	<u>391</u>	<u>364</u>	<u>121</u>	<u>-67%</u>
Total	565	565	538	235	-56%

Table 2 (Cont.)

Juvenile Female

	June Operational Capacity	July Operational Capacity	July Adjusted Operational Capacity*	July Ending Count	Percent +/- Capacity
LaPorte Juvenile Correctional Facility	62	62	61	32	-48%

TOTALS					
	June Operational Capacity	July Operational Capacity	July Adjusted Operational Capacity*	July Ending Count	Percent +/- Capacity
GRAND TOTAL FOR ALL ADULT MALES (Includes Jail Bed Count and Contracted Beds)	26,683	26,546	23,785	21,750	-9%
TOTAL FOR ADULT MALES IDOC FACILITIES ONLY	25,981	25,981	23,209	21,234	-9%
GRAND TOTAL FOR ALL ADULT FEMALES (Includes Jail Bed Count and Contracted Beds)	3,158	3,165	2,709	2,177	-20%
TOTAL FOR ADULT FEMALES IDOC FACILITIES ONLY	3,075	3,075	2,619	2,094	-20%
TOTAL FOR JUVENILE MALES	565	565	538	235	-56%
TOTAL FOR JUVENILE FEMALES	62	62	61	32	-48%
GRAND TOTAL FOR THE DEPARTMENT (Includes Jail Bed Count** and Contracted Beds)	30,468	30,338	27,093	24,194	-11%
GRAND TOTAL FOR THE DEPARTMENT (Excludes Jail Bed Count and Contracted Beds)	29,683	29,683	26,427	23,595	-11%

*Adjusted Operational Capacity includes Intake Beds and excludes Down, Held, and Segregation/Infirmary, and Program/Treatment Hold Beds.

**Jail Bed Counts - IDOC offender Jail Bed holding is demand-based, therefore Jail Bed Percent Capacity is always 0%. Jail Bed Operational Capacity is determined by each county's availability and fluctuates from month to month.

Sources: Planning Division Facility Body Count Report
 Planning Division Juvenile Daily Count Report
 OIS - Jail Bed Count
 Operational Support Services - Vacancy Report

Indiana Department of Correction
Table 3
Facility Population on the First Day of Each Month
(Excludes County Jail "Back-ups" & Contracted Beds)

<u>2020</u>	<u>Adult Male</u>	<u>Adult Female</u>	<u>Juvenile Male</u>	<u>Juvenile Female</u>	<u>Total</u>
January	24,294	2,569	325	25	27,213
February	24,238	2,544	342	21	27,145
March	24,253	2,540	349	23	27,165
April	24,294	2,553	350	24	27,221
May	23,844	2,502	348	27	26,721
June	23,328	2,472	347	29	26,176
July	22,895	2,412	309	26	25,642
August	22,560	2,341	294	28	25,223
September	22,174	2,282	272	26	24,754
October	22,009	2,231	266	28	24,534
November	21,809	2,264	231	32	24,336
December	21,685	2,221	230	36	24,172
<u>2021</u>	<u>Adult Male</u>	<u>Adult Female</u>	<u>Juvenile Male</u>	<u>Juvenile Female</u>	<u>Total</u>
January	21,465	2,161	223	36	23,885
February	21,448	2,197	207	37	23,889
March	21,442	2,176	208	36	23,862
April	21,472	2,179	223	34	23,908
May	21,310	2,127	222	30	23,689
June	21,278	2,123	230	32	23,663
July	21,234	2,120	228	33	23,615
August	21,234	2,094	235	32	23,595

Source: Research Division Juvenile Daily Count Report

Indiana Department of Correction
Table 4
Parole Caseload on August 8th, 2021

<u>Parole District</u>	Indiana Parolees		Other Jurisdiction		<u>Total</u>
	<u>Adult Male</u>	<u>Adult Female</u>	<u>Adult Male</u>	<u>Adult Female</u>	
<i>Interstate Compact (PD0)*</i>	282	18	580	66	946
			<u>District Supervision Breakdown as follows:</u>		
Re-Entry Parole (PD1)	320	47	32	2	401
Fort Wayne (PD2)	600	74	59	7	740
Indianapolis (PD3)	1027	82	111	12	1,232
Evansville (P4A)	448	39	62	8	557
Terre Haute (P4B)	395	37	34	7	473
Bloomington (PD5)	300	29	36	4	369
Gary (PD6)	351	24	84	7	466
New Castle (PD7)	609	102	48	9	768
South Bend (PD8)	658	54	67	4	783
Madison (PD9)	274	44	47	6	371
Total	5,264	550	580	66	6,460

Total Parole Population on the First Day of Each Month

<u>Calendar Year 2021</u>	Indiana Parolees		Other Jurisdiction		<u>Total</u>
	<u>Adult Male</u>	<u>Adult Female</u>	<u>Adult Male</u>	<u>Adult Female</u>	
January	5,531	617	491	63	6,702
February	5,542	603	500	65	6,710
March	5,475	593	502	63	6,633
April	5,422	583	514	65	6,584
May	5,377	580	532	68	6,557
June	5,329	567	562	63	6,521
July	5,264	550	580	66	6,460

* Includes Indiana parolees who are serving their parole in another state, as well as offenders from other States being supervised in Indiana (Interstate Compact)

Sources: Juvenile Services
Parole Division



Adult Offender Statistics



Indiana Department of Correction
Table 5
Monthly Admissions and Releases- Adult Offenders
(Includes County Jail "Back-ups" & Contracted Beds)
July 2021

Admissions	Male	Female	Total
New Commitments	276	40	316
Parole Violators - New Commits	25	2	27
Parole Violators - Technical	45	8	53
Unsentenced (Safekeepers)	3	0	3
Return from Esc - Sec/NonSec Facility	0	0	0
Return from Escape - Non-Secure Facility	0	0	0
Return from Escape - CTP Absconds	0	0	0
Court Supervision Violators - New Commits	66	8	74
Court Supervision Violators - Technical	139	35	174
Return from CTP - New Commits	2	0	2
Return from CTP - Technical	5	1	6
Unknown (Missing Data)	0	0	0
Total Admissions	561	94	655

Releases	Male	Female	Total
Parole	281	40	321
Probation	218	53	271
Escape Secure Facility	0	0	0
Walk-Away - Non-Secure Facility	0	0	0
Discharged	70	10	80
Unsentenced Discharged	0	0	0
Other (i.e. Death)	3	0	3
Community Transition Program (CTP)	55	16	71
CTP Absconds	0	0	0
Unknown (Missing Data)	0	0	0
Total Releases	627	119	746

Of the 276 new commitments of male felons, 144 (52.2%) had a prior commitment.

Of the 40 new commitments of female felons, 9 (22.5%) had a prior commitment.

Effective July 1, 1998, misdemeanants are to be committed to DOC only under special circumstances (IC 11-12-6)

Sources: SAS-prsadm8.pgm, SAS - prisrel8.pgm

**Indiana Department of Correction
Table 6
New Admissions by County of Commitment - Adult Offenders**

July 2021

County	Felon Level													Total	County	Felon Level													Total
	Murder	FA	FB	FC	FD	F1	F2	F3	F4	F5	F6	Other*	Murder			FA	FB	FC	FD	F1	F2	F3	F4	F5	F6	Other*			
Adams	0	0	0	0	0	0	0	1	1	0	0	0	2	Madison	1	1	1	0	0	0	1	4	3	10	14	0	35		
Allen	3	0	1	0	2	0	2	12	8	23	13	0	64	Marion	4	0	5	0	0	0	9	16	29	30	1	0	94		
Bartholomew	0	0	0	0	0	0	0	0	1	3	2	0	6	Marshall	1	0	1	0	0	0	1	2	2	3	0	0	10		
Benton	0	0	0	0	0	0	0	0	0	0	0	0	0	Martin	0	0	0	0	0	0	0	0	0	0	1	0	1		
Blackford	0	0	0	0	0	0	0	0	0	0	0	0	0	Miami	0	0	0	0	0	0	0	0	0	1	0	0	1		
Boone	0	0	0	0	0	1	0	2	0	2	0	0	5	Monroe	1	0	0	0	0	0	1	1	1	1	0	0	5		
Brown	0	0	0	0	0	0	0	0	1	0	0	0	1	Montgomery	0	0	0	0	0	0	0	1	1	1	2	0	5		
Carroll	0	0	0	0	0	0	0	0	0	0	0	0	0	Morgan	0	0	0	0	0	0	0	0	0	1	0	0	1		
Cass	0	0	0	0	0	0	1	2	0	2	0	0	3	Newton	0	0	0	0	0	0	0	0	1	1	1	0	3		
Clark	0	1	0	0	0	0	2	0	0	0	0	0	3	Noble	0	0	1	0	0	0	1	0	0	2	1	0	5		
Clay	0	0	0	0	0	0	0	0	2	0	0	0	2	Ohio	0	0	0	0	0	0	0	1	0	0	0	0	1		
Clinton	0	0	0	0	0	0	1	0	2	1	0	0	4	Orange	0	0	0	0	0	1	1	0	1	0	0	0	3		
Crawford	0	0	0	0	0	0	0	0	0	1	0	0	1	Owen	0	0	0	0	0	0	0	1	1	0	0	0	2		
Daviess	0	0	0	0	0	0	1	0	2	0	0	0	3	Parke	0	0	0	0	0	0	0	0	1	1	0	0	2		
Dearborn	0	0	3	1	0	0	0	0	2	3	1	0	10	Perry	0	0	0	0	0	0	0	0	0	0	0	0	0	0	
Decatur	0	0	1	0	0	0	1	0	0	0	3	0	5	Pike	0	0	0	0	0	1	0	0	1	1	1	0	4		
DeKalb	0	0	0	0	0	0	0	0	1	1	0	0	2	Porter	0	0	0	0	0	0	1	0	2	0	1	0	4		
Delaware	1	0	1	0	0	0	2	0	0	3	0	0	7	Posey	0	0	0	0	0	0	0	1	0	0	0	0	1		
Dubois	0	0	0	0	0	0	0	0	0	0	1	0	1	Pulaski	0	0	0	0	0	0	0	0	0	1	0	0	1		
Elkhart	1	2	3	0	0	4	1	1	6	7	4	0	29	Putnam	0	0	0	0	0	0	0	0	0	0	0	0	0	0	
Fayette	0	0	0	0	0	0	0	0	0	4	1	0	5	Randolph	0	0	0	0	0	0	0	0	1	1	0	0	2		
Floyd	0	0	0	0	0	0	0	0	0	0	0	0	0	Ripley	0	0	0	0	0	0	0	0	0	3	2	1	6		
Fountain	0	0	0	0	0	0	0	0	0	0	1	0	1	Rush	0	0	0	0	0	0	0	0	2	3	2	0	7		
Franklin	0	0	0	0	0	0	0	0	1	1	0	0	2	St. Joseph	0	0	0	0	0	0	1	0	2	3	4	0	10		
Fulton	0	0	1	0	0	1	0	0	0	0	0	0	2	Scott	0	0	0	0	0	0	0	1	1	2	1	0	5		
Gibson	0	0	0	0	0	0	0	0	1	1	0	0	2	Shelby	0	0	0	0	0	0	0	1	1	1	1	0	4		
Grant	1	0	0	0	0	0	0	1	2	6	0	0	10	Spencer	0	0	0	0	0	0	0	0	0	0	0	0	0	0	
Greene	0	0	0	0	0	0	0	0	2	1	0	0	3	Starke	0	0	0	0	0	0	0	1	0	0	0	0	1		
Hamilton	0	0	0	0	0	1	1	6	3	5	0	0	16	Steuken	0	0	0	0	0	0	0	0	0	0	0	0	0	0	
Hancock	0	0	0	0	0	0	0	0	1	1	0	0	2	Sullivan	0	0	0	0	0	0	0	1	1	4	0	0	6		
Harrison	0	0	0	0	0	0	0	0	0	0	0	0	0	Switzerland	0	0	0	0	0	0	0	0	0	0	0	0	0	0	
Hendricks	0	0	0	0	0	0	1	1	0	3	0	0	5	Tippecanoe	1	0	0	0	0	0	0	1	0	8	2	0	12		
Henry	0	0	0	0	0	1	0	1	2	7	2	0	13	Tipton	0	0	0	0	0	0	0	0	0	0	0	0	0	0	
Howard	0	0	0	0	0	0	0	1	2	1	2	0	6	Union	0	0	0	0	0	0	0	0	0	0	0	0	0	0	
Huntington	0	0	0	0	0	0	1	0	1	1	0	0	3	Vanderburgh	1	0	0	0	0	0	2	2	0	9	3	0	17		
Jackson	0	0	0	0	0	0	0	0	0	1	0	0	1	Vermillion	0	0	0	0	0	0	0	1	0	1	1	0	3		
Jasper	0	0	0	0	0	0	0	0	1	0	0	0	1	Vigo	0	0	0	0	0	0	2	1	2	1	0	0	6		
Jay	0	0	0	0	0	0	2	0	2	0	0	0	4	Wabash	0	0	0	0	0	0	0	0	3	1	3	0	7		
Jefferson	0	0	0	0	0	0	2	2	3	1	0	0	8	Warren	0	0	0	0	0	0	0	0	0	1	0	0	1		
Jennings	0	0	0	0	0	0	0	0	1	1	0	0	2	Warrick	0	0	0	0	0	0	0	0	0	0	0	0	0	0	
Johnson	0	0	0	0	0	1	1	9	1	4	0	0	16	Washington	0	0	1	0	0	0	0	0	1	3	0	0	5		
Knox	0	0	0	0	0	0	0	0	0	0	0	0	0	Wayne	1	0	0	0	0	0	0	0	1	1	0	0	3		
Kosciusko	0	0	0	0	0	1	1	1	0	0	0	0	3	Wells	0	0	1	0	0	0	0	0	0	0	4	0	5		
LaGrange	0	0	0	0	0	0	1	0	0	1	0	0	2	White	0	0	0	0	0	0	0	0	0	0	0	0	0	0	
Lake	2	0	0	0	0	1	2	2	7	0	0	0	14	Whitley	0	0	0	0	0	0	0	0	1	1	1	0	3		
LaPorte	0	1	0	0	0	0	4	0	1	0	0	0	6	Unknown	0	0	0	0	0	0	0	0	0	0	0	0	0	0	
Lawrence	0	0	0	0	0	0	0	0	2	3	0	0	5	Totals	18	5	20	1	2	11	37	76	116	193	84	0	564		

Data based on Most Serious Offense and includes only New- and Reccommitments.
Parole violators are not included.
**Other* may include missing, habitual offense, contempt of court, or misdemeanor.
***Unknown* represents offenders who were sentenced to DOC, but County of Commitment data was unavailable.
Source: Prsadm7.pgm

Indiana Department of Correction

Table 7

Release Type by County of Commitment - Adult Offenders

July 2021

County	Release Type					County	Release Type				
	Parole	Probation	Discharged	CTP	Total		Parole	Probation	Discharged	CTP	Total
Adams	0	1	0	0	1	Madison	17	13	6	1	37
Allen	18	18	3	13	52	Marion	60	54	24	1	139
Bartholomew	5	0	1	2	8	Marshall	1	8	2	1	12
Benton	0	1	0	0	1	Martin	0	0	0	0	0
Blackford	2	0	1	0	3	Miami	0	1	0	0	1
Boone	3	6	1	0	10	Monroe	3	3	0	0	6
Brown	1	2	0	1	4	Montgomery	3	2	1	1	7
Carroll	0	0	0	0	0	Morgan	5	0	1	0	6
Cass	3	4	0	3	10	Newton	1	0	0	0	1
Clark	2	4	1	0	7	Noble	1	3	0	0	4
Clay	0	0	1	0	1	Ohio	1	0	0	0	1
Clinton	0	2	0	2	4	Orange	2	4	0	0	6
Crawford	0	0	0	0	0	Owen	1	0	1	0	2
Daviess	1	1	0	0	2	Parke	3	1	0	1	5
Dearborn	5	7	0	0	12	Perry	1	0	0	0	1
Decatur	2	4	1	3	10	Pike	2	1	1	0	4
DeKalb	4	4	0	0	8	Porter	5	5	0	0	10
Delaware	4	2	2	0	8	Posey	1	0	0	0	1
Dubois	1	1	0	0	2	Pulaski	1	0	1	0	2
Elkhart	8	12	1	1	22	Putnam	0	0	1	0	1
Fayette	1	1	2	2	6	Randolph	0	2	0	0	2
Floyd	2	1	1	0	4	Ripley	4	0	1	0	5
Fountain	0	2	0	0	2	Rush	0	1	2	1	4
Franklin	1	0	0	0	1	St. Joseph	10	5	2	1	18
Fulton	1	0	0	0	1	Scott	3	5	0	0	8
Gibson	0	2	1	0	3	Shelby	3	4	0	0	7
Grant	5	2	1	1	9	Spencer	0	0	0	0	0
Greene	3	0	0	0	3	Starke	0	1	0	0	1
Hamilton	7	1	1	0	9	Steuben	1	0	1	1	3
Hancock	2	1	1	0	4	Sullivan	1	1	0	0	2
Harrison	2	2	0	0	4	Switzerland	0	0	0	0	0
Hendricks	2	3	1	0	6	Tippecanoe	7	8	0	2	17
Henry	6	2	0	1	9	Tipton	0	1	0	0	1
Howard	3	2	2	4	11	Union	0	0	0	0	0
Huntington	3	4	2	0	9	Vanderburgh	18	4	1	8	31
Jackson	5	3	1	4	13	Vermillion	2	0	0	0	2
Jasper	1	1	0	0	2	Vigo	3	4	0	3	10
Jay	3	1	0	1	5	Wabash	1	3	0	1	5
Jefferson	7	3	0	0	10	Warren	0	1	0	0	1
Jennings	1	3	1	1	6	Warrick	1	2	0	0	3
Johnson	4	7	2	0	13	Washington	5	4	1	1	11
Knox	3	0	0	0	3	Wayne	6	2	0	0	8
Kosciusko	2	2	0	0	4	Wells	6	5	2	0	13
LaGrange	1	0	1	1	3	White	1	0	0	0	1
Lake	12	2	2	2	18	Whitley	1	4	1	1	7
LaPorte	2	4	0	1	7	Unknown	1	1	0	0	2
Lawrence	1	0	0	4	5	Totals	321	271	80	71	743

This data excludes Temporary Moves, Safekeepers, Predispositions, Escapes, Deaths, releases from CTP and releases from Out of State Parole.

*"Unknown" represents offenders who were sentenced to DOC, but County of Commitment data was unavailable.

Source: prisrel7.pgm

Indiana Department of Correction
Table 8
The Number of Department of Correction Offenders
Held in County Jails*
August 1, 2021

<u>County</u>	<u>Adult Male</u>	<u>Adult Female</u>	<u>County</u>	<u>Adult Male</u>	<u>Adult Female</u>	<u>County</u>	<u>Adult Male</u>	<u>Adult Female</u>
Adams	1	0	Hendricks	4	0	Pike	0	0
Allen	30	2	Henry**	1	0	Porter	4	0
Bartholomew	5	0	Howard	7	1	Posey	3	0
Benton	0	0	Huntington	4	1	Pulaski**	1	0
Blackford**	1	0	Jackson	4	0	Putnam**	0	0
Boone	4	1	Jasper	2	0	Randolph	1	0
Brown	1	0	Jay	4	2	Ripley	4	2
Carroll	1	0	Jefferson	5	0	Rush	2	1
Cass	3	1	Jennings	7	0	St. Joseph	6	1
Clark	14	1	Johnson	15	0	Scott	7	1
Clay	2	0	Knox**	4	0	Shelby	0	0
Clinton	6	0	Kosciusko	2	0	Spencer**	20	0
Crawford**	3	0	LaGrange	0	1	Starke	3	0
Daviess	2	0	Lake	15	1	Steuben	0	0
Dearborn	4	3	LaPorte	1	2	Sullivan	4	1
Decatur	8	1	Lawrence	4	1	Switzerland	0	0
DeKalb	2	1	Madison	8	1	Tippecanoe	15	0
Delaware	2	0	Marion	38	2	Tipton	0	0
Dubois	1	1	Marshall	5	1	Union	1	0
Elkhart	26	2	Martin	0	0	Vanderburgh	27	2
Fayette	4	0	Miami	2	2	Vermillion	1	2
Floyd	2	0	Monroe	7	0	Vigo	2	0
Fountain	1	0	Montgomery	2	0	Wabash	2	0
Franklin	0	0	Morgan	5	2	Warren	3	0
Fulton	0	0	Newton	2	0	Warrick	2	0
Gibson	4	1	Noble	1	0	Washington	3	0
Grant	14	0	Ohio	1	0	Wayne	8	1
Greene	2	0	Orange**	4	0	Wells**	3	0
Hamilton	19	1	Owen	0	1	White	0	0
Hancock	4	1	Parke	1	0	Whitley	3	0
Harrison**	1	0	Perry	0	0	Total	447	45

* Data is based on known frequencies reported by the counties; some county data may be missing

** County Jail Substance Abuse Programs

Source: Offender Movement

Indiana Department of Correction
Table 9
Community Transition Program
Average Daily Populations

<u>Month</u>	<u>2016</u>	<u>2017</u>	<u>2018</u>	<u>2019</u>	<u>2020</u>	<u>2021</u>
January	518	465	392	382	338	301
February	480	475	402	379	338	304
March	492	475	411	372	317	300
April	518	481	441	376	278	291
May	499	487	443	396	279	270
June	469	481	398	379	241	291
July	491	445	386	393	256	293
August	496	421	395	336	254	
September	509	400	387	330	262	
October	478	385	384	324	259	
November	470	389	366	323	270	
December	<u>461</u>	<u>372</u>	<u>381</u>	<u>339</u>	<u>275</u>	
YEARLY AVERAGE	490	440	399	361	281	

Source: CTP Database and OIS Warmbody

Indiana Department Of Correction
Table 10
Community Transition Program
July 2021 Release Information (Felony Level A-D)

Total number of offenders eligible to be released =		95
Felony A and B total =	82	
Felony C total =	9	
Felony D total =	1	
Murder =	3	
Total number of offenders transitioned to counties for CTP =		9
By default (lack of response from judge)		
Felony A or B =	0	
Felony C =	1	
Felony D =	0	
By approval by court order from judge		
Felony A or B =	7	
Felony C =	1	
Felony D =	0	
Murder =	0	
Total number of offenders transitioned to counties then returned to DOC due to refusal (court ordered denial upon receipt of offender) =		0
Total number of court ordered denials =		49
Felony A or B =	41	
Felony C =	7	
Felony D =	0	
Murder =	1	
Total number of Felony A or B, or Murder denials by default (no response from judge) =		28
Total number of offenders who became ineligible after eligibility determined but prior to CTP commencement date (reasons include change in Earliest Possible Release Date, change in warrant status, released to probation or to parole, other miscellaneous) =		9
Felony A or B =	8	
Felony C =	0	
Felony D =	1	
Murder =	0	

Source: SAS - CTP2 Adms

Indiana Department Of Correction
Table 10
Community Transition Program
July 2021 Release Information (Felony Level A-D)

Total number of offenders eligible to be released =		261
Felony 1 and 2 total =	12	
Felony 3 and 4 total =	103	
Felony 5 and 6 total =	146	
Total number of offenders transitioned to counties for CTP =		61
By default (lack of response from judge)		
Felony 1 and 2 total =	0	
Felony 3 and 4 total =	0	
Felony 5 and 6 total =	12	
By approval by court order from judge		
Felony 1 and 2 total =	5	
Felony 3 and 4 total =	22	
Felony 5 and 6 total =	22	
Total number of offenders transitioned to counties then returned to DOC due to refusal (court ordered denial upon receipt of offender) =		0
Total number of court ordered denials =		135
Felony 1 and 2 total =	5	
Felony 3 and 4 total =	45	
Felony 5 and 6 total =	85	
Total number of Felony 1 or 2 denials by default (no response from judge) =		2
Total number of offenders who became ineligible after eligibility determined but prior to CTP commencement date (reasons include change in Earliest Possible Release Date, change in warrant status, released to probation or to parole, other miscellaneous) =		39
Felony 1 and 2 total =	0	
Felony 3 and 4 total =	12	
Felony 5 and 6 total =	27	

Indiana Department of Correction
Table 11
Total Number of Felony Offenses
Committed to the Indiana Department of Correction

July 2021

Felony Level	Primary Offense	Secondary Offense	Jul-21		This Calendar Year	
			SEX		SEX	
			F	M	F	M
A Felony	Arson (35-43-1-1)		-	-	-	1
	Burglary (35-43-2-1)		-	-	-	1
	Child Molesting (35-42-4-3)		-	3	-	10
	Dealing Cocaine or Narcotic Drug (35-48-4-1)		-	2	-	9
	Dealing Methamphetamine (35-48-4-1.1)		-	-	-	3
	Dealing Sched I, II, or III Contrd Sub (35-48-4-2)		-	-	2	1
	Neglect of a Dependent/Death (35-46-1-4)		1	-	-	1
A Felony Total			1	5	3	25

Felony Level	Primary Offense	Secondary Offense	Jul-21		This Calendar Year	
			SEX		SEX	
			F	M	F	M
B Felony	Aggravated Battery (35-42-2-1.5)		-	2	-	3
	Arson (35-43-1-1)		-	-	-	1
	Battery (35-42-2-1)		-	-	-	1
	Burglary (35-43-2-1)		-	3	1	29
	Child Molesting (35-42-4-3)		-	-	-	4
	Criminal Confinement (35-42-3-3)		-	3	-	5
	Dealing Cocaine or Narcotic Drug (35-48-4-1)		-	-	-	17
	Dealing Methamphetamine (35-48-4-1.1)		-	4	4	24
	Dealing Sched I, II, or III Contrd Sub (35-48-4-2)		1	2	5	10
	Escape/Failure to Return (35-44-3-5)		-	-	-	1
	Felon in Possession of a Firearm (35-47-4-5)		-	2	-	5
	Possession Methamphetamine (35-48-4-6.1)		-	-	-	1
	Possession of Cocaine or Narcotic Drug (35-48-4-6)		-	-	-	1
	Rape (35-42-4-1)		-	-	-	2
	Robbery (35-42-5-1)		-	10	2	29
	Sexual Misconduct with a Minor (35-42-4-9)		-	-	-	4
B Felony Total			1	26	12	137

Felony Level	Primary Offense	Secondary Offense	Jul-21		This Calendar Year	
			SEX		SEX	
			F	M	F	M
C Felony	Battery (35-42-2-1)		-	-	1	4
	Burglary (35-43-2-1)		-	-	1	7
	Child Molesting (35-42-4-3)		-	-	-	2
	Criminal Confinement (35-42-3-3)		-	-	-	1
	Forgery (35-43-5-2)		-	-	3	4
	Handgun Violation (35-47-2-7)		-	-	-	1
	Intimidation (35-45-2-1)		-	1	-	1
	Neglect of a Dependent (35-46-1-4)		-	-	-	1
	Non-Support of Dependent Child (35-46-1-5)		-	1	-	7
	Operating Vehicle w/Lifetime Suspension (9-30-10-17)		-	-	-	2
	Possession Methamphetamine (35-48-4-6.1)		-	1	-	1
	Possession of Cocaine or Narcotic Drug (35-48-4-6)		-	-	-	2
	Possession of Precursors (35-48-4-14.5)		-	-	1	-
	Robbery (35-42-5-1)		-	-	-	4
	Sexual Misconduct with a Minor (35-42-4-9)		-	-	-	3
C Felony Total			0	3	6	40

Felony Level	Primary Offense	Secondary Offense	Jul-21		This Calendar Year	
			SEX		SEX	
			F	M	F	M
D Felony	Auto Theft, Receiving Stolen Parts (35-43-4-2.5)		-	-	1	3
	Check Fraud (35-43-5-12)		-	-	1	-
	Driving While Suspended/Oper Veh HTV (9-30-10-16)		-	-	-	1
	Failure to Return to Lawful Detention (35-44-3-5)		-	-	-	2
	Fraud (35-43-5-4)		-	1	-	1
	Intimidation (35-45-2-1)		-	-	-	2
	Maintaining a Common Nuisance (35-48-4-13)		-	-	1	2
	Non-Support of a Child (35-46-1-5)		-	-	2	2
	Possession of Cocaine or Narcotic Drug (35-48-4-6)		-	1	-	2
	Possession of Controlled Substance (35-48-4-7)		-	2	-	5
	Possession of Precursors (35-48-4-14.5)		-	-	-	1
	Resisting Law Enforcement (35-44-3-3)		-	-	-	2
	Resisting Law Enforcement, Vehicle (35-44.1-3-1A)		-	-	-	1
	Theft, Receiving Stolen Property (35-43-4-2)		-	-	2	9
D Felony Total			0	4	7	33

Felony Level	Primary Offense	Secondary Offense	Jul-21		This Calendar Year	
			SEX		SEX	
			F	M	F	M
Level 1 Felony	Attempt to Commit a Felony (35-41-5-1)	Attempted Murder (35-42-1-1(1))	-	-	-	1
		Murder (35-42-1-1)	-	1	-	10
	Burglary (35-43-2-1)		-	-	-	2
	Child Molesting (35-42-4-3)		-	8	1	64
	Conspiracy (35-41-5-2)	Child Molesting (35-42-4-3)	-	-	-	1
		Murder (35-42-1-1)	-	-	2	-
	Dealing a Substance Resulting in Death		-	1	-	7
	Firearm Enhancement (35-50-2-11)		-	2	-	4
	Neglect of a Dependent/Death (35-46-1-4)		-	-	1	-
	Rape (35-42-4-1)		-	2	-	3
Level 1 Felony Total			0	14	4	92

Felony Level	Primary Offense	Secondary Offense	Jul-21		This Calendar Year	
			SEX		SEX	
			F	M	F	M
Level 2 Felony	Aiding, Inducing or Causing an Offense (35-41-2-4)	Burglary (35-43-2-1)	-	-	-	1
		Criminal Confinement (35-42-3-3)	-	-	1	-
		Dealing Methamphetamine (35-48-4-1.1)	-	-	1	1
		Kidnapping (35-42-3-2)	-	-	1	-
	Attempt to Commit a Felony (35-41-5-1)	Robbery (35-42-5-1)	-	-	-	1
		Dealing Methamphetamine (35-48-4-1.1)	-	-	1	-
		Robbery (35-42-5-1)	-	-	-	1
	Burglary (35-43-2-1)		1	3	2	11
	Conspiracy (35-41-5-2)	Deal Sched 1,2,3 Sub (35-48-4-2)	-	-	-	1
		Dealing Cocaine or Narcotic Drug (35-48-4-1)	-	-	1	-
		Dealing Methamphetamine (35-48-4-1.1)	-	-	1	1
		Murder (35-42-1-1)	-	-	-	1
		Robbery (35-42-5-1)	-	-	-	1
	Criminal Confinement (35-42-3-3)		-	-	-	1
	Dealing Cocaine or Narcotic Drug (35-48-4-1)		-	3	3	26
	Dealing Methamphetamine (35-48-4-1.1)		4	19	31	130
	Dealing Sched I, II, or III Contrd Sub (35-48-4-2)		-	1	-	10
	Manufacturing Methamphetamine (35-42-4-5)		-	1	-	1
	Robbery (35-42-5-1)		-	4	-	18
	Voluntary Manslaughter (35-42-1-3)		1	3	5	17
Level 2 Felony Total			6	34	47	222

Felony Level	Primary Offense	Secondary Offense	Jul-21		This Calendar Year	
			SEX		SEX	
			F	M	F	M
Level 3 Felony	Accident/Failure to Stop-Serious Inj/Death (9-26-1-1.1)		-	-	-	4
	Aggravated Battery (35-42-2-1.5)		-	10	4	46
	Aiding, Inducing or Causing an Offense (35-41-2-4)	Aggravated Battery (35-42-2-1.5)	-	-	1	-
		Criminal Confinement (35-42-3-3)	-	-	2	3
		Dealing Cocaine or Narcotic Drug (35-48-4-1)	-	-	-	1
		Robbery (35-42-5-1)	-	1	1	4
	Attempt to Commit a Felony (35-41-5-1)	Aggravated Battery (35-42-2-1.5)	-	-	1	1
		Possession of Cocaine or Narcotic Drug (35-48-4-6)	-	-	1	-
		Rape (35-42-4-1)	-	1	-	2
		Robbery (35-42-5-1)	-	-	-	7
	Battery (35-42-2-1)		-	-	2	2
	Burglary (35-43-2-1)		-	1	-	9
	Child Molesting (35-42-4-3)		-	4	-	27
	Conspiracy (35-41-5-2)	Dealing Cocaine or Narcotic Drug (35-48-4-1)	-	-	1	-
		Dealing Methamphetamine (35-48-4-1.1)	1	-	2	-
		Possession of Meth (35-48-4-6.1)	1	-	1	-
		Robbery (35-42-5-1)	-	1	-	3
	Criminal Confinement (35-42-3-3)		-	6	-	32
	Dealing Cocaine or Narcotic Drug (35-48-4-1)		-	3	8	29
	Dealing Methamphetamine (35-48-4-1.1)		6	6	28	48
	Dealing Sched I, II, or III Contrd Sub (35-48-4-2)		1	4	2	11
	Dealing Sched IV Contrd Sub (35-48-4-3)		-	-	-	5
	Dealing in Sub that Results in Death (35-42-1-1.5)		-	-	-	1
	Domestic Battery SBI Under 14 (35-42-2-1.3A)		-	-	1	1
	Human Sexual Trafficking (35-42-3.5-1)		-	-	-	1
	Kidnapping (35-42-3-2)		-	2	-	4
	Neglect of a Dependent/Death (35-46-1-4)		2	1	9	7
	Possession of Cocaine or Narcotic Drug (35-48-4-6)		-	2	1	10
	Possession of Meth (35-48-4-6.1)		2	5	10	40
	Rape (35-42-4-1)		-	2	-	30
	Resisting Law Enforcement (35-44.1-3-1)		-	-	-	2
	Robbery (35-42-5-1)		3	26	7	162
Level 3 Felony Total			16	75	82	492

Felony Level	Primary Offense	Secondary Offense	Jul-21		This Calendar Year	
			SEX		SEX	
			F	M	F	M
Level 4 Felony	Aiding, Inducing or Causing an Offense (35-41-2-4)	Dealing Methamphetamine (35-48-4-1.1)	-	-	1	-
		Dealing Sched 1,2,3 Sub (35-48-4-2)	-	-	1	-
		Possession of Meth (35-48-4-6.1)	-	-	1	-
	Arson (35-43-1-1)		1	3	7	19
	Attempt to Commit a Felony (35-41-5-1)	Arson (35-43-1-1)	-	-	1	-
	Burglary (35-43-2-1)		6	26	21	125
	Child Exploitation (35-42-4-4)		-	-	-	6
	Child Molesting (35-42-4-3)		-	14	1	72
	Child Solicitation (35-42-4-6)		-	4	-	9
	Conspiracy (35-41-5-2)	Dealing Methamphetamine (35-48-4-1.1)	-	-	1	-
		Dealing Sched 1,2,3 Sub (35-48-4-2)	-	-	1	-
		Sexual Misconduct with a Minor (35-42-4-9)	-	-	-	1
	Criminal Confinement (35-42-3-3)		-	3	-	5
	Dealing Cocaine or Narcotic Drug (35-48-4-1)		3	10	7	39
	Dealing Methamphetamine (35-48-4-1.1)		1	17	27	93
	Dealing Sched I, II, or III Contrd Sub (35-48-4-2)		1	2	2	16
	Dealing Sched IV Controlled Substance (35-48-4-3)		-	-	-	2
	Felon in Possession of a Firearm (35-47-4-5)		2	33	4	173
	Incest (35-46-1-3)		-	1	2	6
	Kidnapping(35-42-3-2)		-	-	-	1
	Leaving Scene of Accident with Serious Bodily Injury		-	-	2	4
	Manufacturing Meth (35-48-4-1.2)		-	-	-	3
	Operating Vehicle Intoxicated/Death (9-30-5-5)		-	1	6	15
	Operating a Vehicle While Intoxicated Causing Serious Bodily Injury		1	-	2	1
	Pharmacy Robbery (35-42-5-1(b))		-	-	-	2
	Possession of Cocaine or Narcotic Drug (35-48-4-6)		1	2	1	11
	Possession of Dangerous Device (35-44.1-3-7)		-	-	-	1
	Possession of Meth (35-48-4-6.1)		4	9	17	59
	Sexual Battery (35-42-4-8)		-	-	-	2
	Sexual Misconduct with a Minor (35-42-4-9)		-	2	1	43
	Stalking (35-45-10-5)		-	-	-	1
	Vicarious Sexual Gratification (35-42-4-5)		-	-	-	1
Level 4 Felony Total			20	127	106	710

Felony Level	Primary Offense	Secondary Offense	Jul-21		This Calendar Year	
			SEX		SEX	
			F	M	F	M
Level 6 Felony (Cont'd)	Obstruction of Justice (35-44.1-2.2)		1	3	3	9
	Official Misconduct (35-44.1-1-1)		-	1	-	1
	Oper Vehicle-Intox-Prev Conv (9-30-5-3)		-	2	2	11
	Operating Vehicle Intoxicated/Control Sub (9-30-5-1)		-	6	1	16
	Operating Vehicle Intoxicated-Endanger (9-30-5-2)	Habitual Offender Controlled Substance (35-50-2-10)	2	4	7	36
			-	-	-	2
	Operating Vehicle Intoxicated/Injury (9-30-5-4)		-	-	2	3
	Operating Vehicle-Habitual Violation (9-30-10-16)		2	7	8	31
	Pointing a Firearm (35-47-4-3)		-	3	3	8
	Pow Precursors (35-48-4-14.5)		-	-	-	1
	Possession Sched IV Control Sub w/in 1,000 ft (35-48-4-7)		-	1	-	6
	Possession of Child Pornography (35-42-4-4(C))		-	-	-	8
	Possession of Cocaine or Narcotic Drug (35-48-4-6)		4	5	19	55
	Possession of Marijuana (35-48-4-11)		-	2	-	6
	Possession of Meth(35-48-4-6.1)		9	41	47	177
	Possession of Syringes or Needles (16-42-19-18)		3	19	26	91
	Possession or Use of Legend Drug (16-42-19-13)		-	4	5	10
	Residential Entry (35-43-2-1.5)		-	5	5	28
	Resisting Law Enforc (35-44.1-3-1)		1	18	9	116
	Sex Offender without Identification (11-8-8-15)		-	-	1	2
	Sexual Battery (35-42-4-8)		-	4	-	9
	Stalking (35-45-10-5)		-	1	1	2
	Strangulation (35-42-2-9)		-	7	2	30
	Synthetic ID Deception (35-43-5-3.8)		-	1	1	3
	Theft, Receiving Stolen Property (35-43-4-2)		8	19	38	156
	Unauthorized Entry of Motor Veh (35-43-4-2.7)		-	-	-	2
Level 6 Felony Total			52	234	273	1320

Felony Level	Primary Offense	Secondary Offense	Jul-21		This Calendar Year	
			SEX		SEX	
			F	M	F	M
Murder	Murder (35-42-1-1)		3	18	7	54
Murder Total			3	18	7	54

Felony Level	Primary Offense	Secondary Offense	Jul-21		This Calendar Year	
			SEX		SEX	
			F	M	F	M
Habitual Offender	Habitual Offender (35-50-2-8)		1	3	4	24
	Habitual Offender Controlled Substance (35-50-2-10)		-	1	1	7
Habitual Offender Total			1	4	5	31

Grand Total	Jul-21		This Calendar Year	
	SEX		SEX	
	F	M	F	M
Grand Total	129	786	775	4729

Note: Offense data may not be available for all offenders at the time this table was prepared.
Only new commitments and probation violations are reported on this table.
Parole and Community Transition Program violators are excluded on this table.
Source: SAS - all citations_mso.pgm

Indiana Department of Correction
Table 12
Number of New Admissions by Most Serious Offense
Committed to the Indiana Department of Correction

July 2021

Felony Level	Primary Offense	Secondary Offense	Jul-21		This Calendar Year	
			SEX		SEX	
			F	M	F	M
Level A Felony	Arson (35-43-1-1)		-	-	-	1
	Burglary (35-43-2-1)		-	-	-	1
	Child Molesting (35-42-4-3)		-	-	-	5
	Dealing Cocaine or Narcotic Drug (35-48-4-1)		-	2	-	9
	Dealing Methamphetamine (35-48-4-1.1)		-	-	-	3
	Dealing Sched I, II, or III Contrd Sub (35-48-4-2)		-	-	1	1
	Neglect of a Dependent/Death (35-46-1-4)		1	-	1	-
Level A Felony Total			1	4	2	20

Felony Level	Primary Offense	Secondary Offense	Jul-21		This Calendar Year	
			SEX		SEX	
			F	M	F	M
Level B Felony	Aggravated Battery (35-42-2-1.5)		-	2	-	3
	Arson (35-43-1-1)		-	-	-	1
	Battery (35-42-2-1)		-	-	-	1
	Burglary (35-43-2-1)		-	3	1	25
	Child Molesting (35-42-4-3)		-	-	-	3
	Criminal Confinement (35-42-3-3)		-	1	-	2
	Dealing Cocaine or Narcotic Drug (35-48-4-1)		-	-	-	16
	Dealing Methamphetamine (35-48-4-1.1)		-	-	4	22
	Dealing Sched I, II, or III Contrd Sub (35-48-4-2)		1	2	5	9
	Escape/Failure to Return (35-44-3-5)		-	-	-	1
	Felon in Possession of a Firearm (35-47-4-5)		-	2	-	5
	Rape (35-42-4-1)		-	-	-	2
	Robbery (35-42-5-1)		-	5	2	20
	Sexual Misconduct with a Minor (35-42-4-9)		-	-	-	4
Level B Felony Total			1	19	12	114

Felony Level	Primary Offense	Secondary Offense	Jul-21		This Calendar Year		
			SEX		SEX		
			F	M	F	M	
Level C Felony	Battery (35-42-2-1)		-	-	1	2	
	Burglary (35-43-2-1)		-	-	1	5	
	Child Molesting (35-42-4-3)		-	-	-	2	
	Criminal Confinement (35-42-3-3)		-	-	-	1	
	Forgery (35-43-5-2)		-	-	3	4	
	Handgun Violation (35-47-2-7)		-	-	-	1	
	Neglect of a Dependent (35-46-1-4)		-	-	-	1	
	Non-Support of Dependent Child (35-46-1-5)		-	1	-	5	
	Operating Vehicle w/Lifetime Suspension (9-30-10-17)		-	-	-	2	
	Possession of Cocaine or Narcotic Drug (35-48-4-6)		-	-	-	2	
	Robbery (35-42-5-1)		-	-	-	1	
		Sexual Misconduct with a Minor (35-42-4-9)		-	-	-	1
	Level C Felony Total			0	1	5	27

Felony Level	Primary Offense	Secondary Offense	Jul-21		This Calendar Year		
			SEX		SEX		
			F	M	F	M	
Level D Felony	Auto Theft, Receiving Stolen Parts (35-43-4-2.5)		-	-	-	1	
	Check Fraud (35-43-5-12)		-	-	1	-	
	Driving While Suspended/Oper Veh HTV (9-30-10-16)		-	-	-	1	
	Fraud (35-43-5-4)		-	1	-	1	
	Intimidation (35-45-2-1)		-	-	-	2	
	Non-Support of a Child (35-46-1-5)		-	-	1	2	
	Possession of Controlled Substance (35-48-4-7)		-	1	-	2	
	Resisting Law Enforcement (35-44-3-3)		-	-	-	1	
	Resisting Law Enforcement, Vehicle (35-44-1.3-1A)		-	-	-	1	
		Theft, Receiving Stolen Property (35-43-4-2)		-	-	-	3
				-	-	-	1
	Level D Felony Total			0	2	2	14

Felony Level	Primary Offense	Secondary Offense	Jul-21		This Calendar Year	
			SEX		SEX	
			F	M	F	M
Level 1 Felony	Attempt to Commit a Felony (35-41-5-1)	Attempted Murder (35-42-1-1(1))	-	-	-	1
		Murder (35-42-1-1)	-	1	-	10
	Burglary (35-43-2-1)		-	-	-	1
	Child Molesting (35-42-4-3)		-	7	1	45
	Conspiracy (35-41-5-2)	Murder (35-42-1-1)	-	-	1	-
	Dealing a Substance Resulting in Death		-	1	-	6
	Firearm Enhancement (35-50-2-11)		-	-	-	1
	Neglect of a Dependent/Death (35-46-1-4)		-	-	1	-
	Rape (35-42-4-1)		-	2	-	2
Level 1 Felony Total			0	11	3	66

Felony Level	Primary Offense	Secondary Offense	Jul-21		This Calendar Year	
			SEX		SEX	
			F	M	F	M
Level 2 Felony	Aiding, Inducing or Causing an Offense (35-41-2-4)	Burglary (35-43-2-1)	-	-	-	1
		Dealing Methamphetamine (35-48-4-1.1)	-	-	1	1
		Kidnapping (35-42-3-2)	-	-	1	-
		Robbery (35-42-5-1)	-	-	-	1
		Robbery (35-42-5-1)	-	-	1	-
	Attempt to Commit a Felony (35-41-5-1)	Dealing Methamphetamine (35-48-4-1.1)	-	-	1	-
		Robbery (35-42-5-1)	-	-	-	1
	Burglary (35-43-2-1)		-	3	1	10
		Deal Sched 1,2,3 Sub (35-48-4-2)	-	-	-	1
	Conspiracy (35-41-5-2)	Dealing Cocaine or Narcotic Drug (35-48-4-1)	-	-	1	-
		Dealing Methamphetamine (35-48-4-1.1)	-	-	1	1
		Murder (35-42-1-1)	-	-	-	1
		Robbery (35-42-5-1)	-	-	-	1
				-	-	-
	Criminal Confinement (35-42-3-3)		-	-	-	1
		Dealing Cocaine or Narcotic Drug (35-48-4-1)	-	3	3	22
		Dealing Methamphetamine (35-48-4-1.1)	4	18	30	121
		Dealing Sched I, II, or III Contrd Sub (35-48-4-2)	-	1	-	9
		Manufacturing Methamphetamine (35-42-4-5)	-	1	-	1
		Robbery (35-42-5-1)	-	3	-	16
			1	3	5	16
	Voluntary Manslaughter (35-42-1-3)		-	-	-	1
Level 2 Felony Total			5	32	44	204

Felony Level	Primary Offense	Secondary Offense	Jul-21		This Calendar Year	
			SEX		SEX	
			F	M	F	M
Level 3 Felony	Accident/Failure to Stop-Serious Inj/Death (9-261-1.1)		-	-	-	3
	Aggravated Battery (35-42-2-1.5)		-	9	4	41
	Aiding, Inducing or Causing an Offense (35-41-2-4)	Robbery (35-42-5-1)	-	1	1	4
	Attempt to Commit a Felony (35-41-5-1)	Aggravated Battery (35-42-2-1.5)	-	-	1	1
		Possession of Cocaine or Narcotic Drug (35-48-4-6)	-	-	1	-
		Rape (35-42-4-1)	-	1	-	2
		Robbery (35-42-5-1)	-	-	-	5
	Battery (35-42-2-1)		-	-	2	1
	Burglary (35-43-2-1)		-	1	-	9
	Child Molesting (35-42-4-3)		-	3	-	22
	Conspiracy (35-41-5-2)	Dealing Cocaine or Narcotic Drug (35-48-4-1)	-	-	1	-
		Dealing Methamphetamine (35-48-4-1.1)	1	-	2	-
		Possession of Meth (35-48-4-6.1)	1	-	1	-
		Robbery (35-42-5-1)	-	-	-	1
	Criminal Confinement (35-42-3-3)		-	4	-	18
	Dealing Cocaine or Narcotic Drug (35-48-4-1)		-	3	6	26
	Dealing Methamphetamine (35-48-4-1.1)		5	5	25	43
	Dealing Sched I, II, or III Control Sub (35-48-4-2)		1	4	2	11
	Dealing Sched IV Control Sub (35-48-4-3)		-	-	-	3
	Dealing in Sub that Results in Death (35-42-1-1.5)		-	-	-	1
	Domestic Battery SBI Under 14 (35-42-2-1.3A)		-	-	1	1
	Kidnapping (35-42-3-2)		-	2	-	4
	Neglect of a Dependent/Death (35-46-1-4)		2	1	8	5
	Possession of Cocaine or Narcotic Drug (35-48-4-6)		-	2	1	9
	Possession of Meth (35-48-4-6.1)		2	4	10	36
	Rape (35-42-4-1)		-	2	-	23
	Resisting Law Enforcement (35-44-1-3-1)		-	-	-	1
	Robbery (35-42-5-1)		3	19	7	125
Level 3 Felony Total			15	61	73	395

Felony Level	Primary Offense	Secondary Offense	Jul-21		This Calendar Year	
			SEX		SEX	
			F	M	F	M
Level 4 Felony	Aiding, Inducing or Causing an Offense (35-41-2-4)	Dealing Methamphetamine (35-48-4-1.1)	-	-	1	-
		Dealing Sched 1,2,3 Sub (35-48-4-2)	-	-	1	-
		Possession of Meth (35-48-4-6.1)	-	-	1	-
	Arson (35-43-1-1)		1	2	4	16
	Attempt to Commit a Felony (35-41-5-1)	Arson (35-43-1-1)	-	-	1	-
	Burglary (35-43-2-1)		5	20	20	107
	Child Exploitation (35-42-4-4)		-	-	-	2
	Child Molesting (35-42-4-3)		-	7	1	39
	Child Solicitation (35-42-4-6)		-	4	-	9
	Conspiracy (35-41-5-2)	Dealing Sched 1,2,3 Sub (35-48-4-2)	-	-	1	-
	Criminal Confinement (35-42-3-3)		-	3	-	3
	Dealing Cocaine or Narcotic Drug (35-48-4-1)		2	7	5	31
	Dealing Methamphetamine (35-48-4-1.1)		1	14	24	76
	Dealing Sched I, II, or III Control Sub (35-48-4-2)		1	1	2	13
	Dealing Sched IV Controlled Substance (35-48-4-3)		-	-	-	1
	Felon in Possession of a Firearm (35-47-4-5)		1	28	3	135
	Incest (35-46-1-3)		-	-	1	1
	Kidnapping(35-42-3-2)		-	-	-	1
	Leaving Scene of Accident with Serious Bodily Injury		-	-	1	4
	Manufacturing Meth (35-48-4-1.2)		-	-	-	3
	Operating Vehicle Intoxicated/Death (9-30-5-5)		-	1	5	12
	Operating a Vehicle While Intoxicated Causing Serious Bodily Injury		1	-	1	1
	Pharmacy Robbery (35-42-5-1(b))		-	-	-	1
	Possession of Cocaine or Narcotic Drug (35-48-4-6)		1	2	1	9
	Possession of Meth (35-48-4-6.1)		3	9	16	58
	Sexual Battery (35-42-4-8)		-	-	-	1
	Sexual Misconduct with a Minor (35-42-4-9)		-	2	1	31
	Stalking (35-45-10-5)		-	-	-	1
Level 4 Felony Total			16	100	90	555

Felony Level	Primary Offense	Secondary Offense	Jul-21		This Calendar Year	
			SEX		SEX	
			F	M	F	M
Level 5 Felony	Aiding, Inducing or Causing an Offense (35-41-2-4)	Burglary (35-43-2-1)	-	1	1	2
		Dealing Methamphetamine (35-48-4-1.1)	-	-	1	-
		Firearm w/in One Mile of School (35-47-2-1)	-	-	1	-
		Robbery (35-42-5-1)	-	-	1	-
	Assisting a Criminal (35-44.1-2-5)		-	-	2	1
	Attempt to Commit a Felony (35-41-5-1)	Battery (35-42-2-1)	-	-	-	1
		Burglary (35-43-2-1)	-	1	-	2
		Dealing Sched I, II, or III Contrl Sub (35-48-4-2)	-	-	-	1
		Dealing in Methamphetamine (35-48-4-1.1)	-	1	-	1
		Escape (35-44.1-3-4)	-	-	1	1
		FSM	-	-	-	1
		Obstruction of Justice (35-44-3-4)	-	-	-	1
		Robbery (35-42-5-1)	-	-	3	1
	Auto Theft, Receiving Stolen Parts (35-43-4-2.5)		-	2	-	7
	Battery (35-42-2-1)		4	17	20	157
	Burglary (35-43-2-1)		1	15	10	119
	Child Exploitation (35-42-4-4)		-	-	-	10
	Child Pornography (35-42-4-4(C))		-	1	-	2
	Child Possession of a Firearm (35-47-10-5)		-	1	-	2
	Child Seduction (35-42-4-7)		-	-	-	1
	Child Solicitation (35-42-4-6)		-	1	-	8
	Conspiracy (35-41-5-2)	Burglary (35-43-2-1)	-	-	-	1
		Dealing Methamphetamine (35-48-4-1.1)	-	-	1	-
		Dealing in Methamphetamine (35-48-4-1.1)	-	1	-	2
		Fraud on Financial Institution (35-43-5-8)	-	-	-	1
		Theft, Recv Stolen Prop (35-43-4-2)	-	-	2	-
		Trafficking with an Inmate (35-44.1-3-5)	-	-	-	1
	Contrib. to the Delinquency of a Minor(35-46-1-8)		-	-	1	1
	Conversion (35-4-4-3)		1	-	1	-
	Corrupt Business Influence (35-45-6-2)		-	2	-	9
	Criminal Confinement (35-42-3-3)		1	2	2	28
	Criminal Recklessness (35-42-2-2)		-	3	2	15
	Dealing Cocaine or Narcotic Drug (35-48-4-1)		-	3	11	26
	Dealing Marijuana, Hash Oil, or Hashish (35-48-4-10)		-	-	1	6
	Dealing Methamphetamine (35-48-4-1.1)		2	17	30	95
	Dealing Sched I, II, or III Contrl Sub (35-48-4-2)		-	-	2	7
	Dealing Sched IV Contrl Sub (35-48-4-3)		-	-	-	1
	Dealing in Methamphetamine (35-48-4-1.1)		2	4	16	49
	Dealing/Poss. Look-Alike Subs (35-48-4-4.6)		-	1	-	6
	Disarm/Attempt to Disarm an Officer (35-44.1-3-2)		-	3	-	5
	Domestic Battery (35-42-2-1.3)		1	10	12	108
	Escape (35-44.1-3-4)		-	5	7	28
	Fail to Stop Acc Death (9-26-1-1.1)		-	2	-	4
	Failure to Register as a Sex Offender (11-8-8-17)		-	8	2	46
	Felon Fraud in Offer (23-19-5-1)		-	-	-	1
	Firearm w/in One Mile of School (35-47-2-1)		-	17	7	122
	Fraud on Financial Institution (35-43-5-8)		-	2	3	13
	Home Improvement Fraud (35-43-6-12)		-	-	-	1
	Incest (35-46-1-3)		-	-	-	1
	Intimidation (35-45-2-1)		2	10	4	48
	Involuntary Manslaughter (35-42-1-4)		-	1	-	3
	Kidnapping (35-42-3-2)		-	1	-	1
	Neglect of a Dependent/Death (35-46-1-4)		-	-	3	4
	Non-Support of Dependent Child (35-46-1-5)		-	-	2	5
	Obliterating Handgun LD. (35-47-2-18)		-	1	-	4
	Obstruction of Justice (35-44.1-2-2)		-	-	-	1
	Oper Veh Aft Life Susp (9-30-10-17)		2	8	5	62
Operating Veh while Intoxicated (9-30-5-2)		-	-	-	1	
Operating Vehicle Intox-Prior (9-30-5-3)		-	1	-	4	
Operating Vehicle Intoxicated-Contrl Sub (9-30-5-1)		-	-	-	1	
Operating Vehicle Intoxicated/Death (9-30-5-5)		-	-	-	2	
Operating Vehicle Intoxicated/Injury (9-30-5-4)		-	-	4	9	
Possession - Destruct Device (35-47-5-5.2)		-	-	-	2	
Possession of Cocaine or Narcotic Drug 35-48-4-6		3	2	6	26	
Possession of Syringes or Needles (16-42-19-18)		-	-	1	-	
Possession/Use of Legend Drug (16-42-19-13)		-	-	-	1	
Reckless Homicide (35-42-1-5)		-	3	4	7	
Resisting Law Enforcement (35-44.1-3-1)		-	1	-	5	
Robbery (35-42-5-1)		3	7	10	51	
Sexual Misconduct with Service Provider (35.44.1-3-10)		-	-	-	1	
Sexual Misconduct with a Minor (35-42-4-9)		-	3	-	17	
Stalking (35-45-10-5)		-	3	-	12	
Strangulation (35-42-2-9)		-	-	-	4	
Synthetic ID Deception (35-43-5-3.8)		-	1	-	1	
Theft, Receiving Stolen Property (35-43-4-2)		-	3	4	30	
Trafficking with an Inmate (35-44.1-3-5)		1	1	2	5	
Vicarious Sexual Gratification		-	-	-	1	
Level 5 Felony Total			25	169	183	1203

Felony Level	Primary Offense	Secondary Offense	Jul-21		This Calendar Year		
			SEX		SEX		
			F	M	F	M	
Level 6 Felony	Assisting a Criminal (35-44.1-2-5)	Attempted/Obstruction of Justice (35-41-5-1)	-	1	-	2	
	Attempt to Commit a Felony (35-41-5-1)		-	-	-	1	
	Auto Theft, Receiving Stolen Parts (35-43-4-2.5)		-	3	2	9	
	Battery 35-42-2-1		1	1	2	13	
	Check Deception (35-43-5-5)		-	-	-	1	
	Controlled Substance Registration (35-48-4-14)		1	-	1	-	
	Criminal Confinement (35-42-3-3)		-	-	-	3	
	Criminal Confinement (35-42-3-3)		-	4	11	27	
	Criminal Mischief (35-43-1-2)		-	1	-	1	
	Criminal Recklessness (35-42-2-2)		-	1	-	4	
	Dealing Fake Controlled Substances (35-48-4-4.6)		-	-	-	1	
	Dealing Marijuana, Hash Oil, or Hashish (35-48-4-10)		-	2	-	2	
	Dealing/Poss. Look-Alike Subs (35-48-4-11.5)		-	-	-	1	
	Escape 35-44.1-3-4		1	4	8	27	
	Fail to Reg Sex Off(11-8-8-17)		-	2	-	6	
	Failure to Appear (35-44.1-2-9)		-	-	-	2	
	Forgery, Counterfeiting, Application Fraud (35-43-5-2)		2	3	3	9	
	Habitual Veh Subst Offender Enhance (9-30-15-5.2)		-	1	-	1	
	Identity Deception (35-43-5-3.5)		1	-	3	1	
	Insurance Fraud (35-43-5-4.5)		-	-	1	3	
	Intimidation (35-45-2-1)		-	-	1	11	
	Invasion of Privacy (35-46-1-15.1)		-	4	-	10	
	Maintain Common Nuisance (35-45-2-1(c))		-	-	1	2	
	Neglect of a Dependent/Death (35-46-1-4)		-	-	2	2	
	Non-Support of Dependent Child (35-46-1-5)		-	-	1	-	
	Obstruction of Justice (35-44.1-2-2)		-	-	-	1	
	Oper Vehicle-Intox-Prev Conv (9-30-5-3)		-	-	1	2	
	Operating Vehicle Intoxicated-Contrl Sub (9-30-5-1)		-	4	-	7	
	Operating Vehicle Intoxicated-Endanger (9-30-5-2)		1	1	5	18	
		Habitual Offender Controlled Substance (35-50-2-10)	-	-	-	2	
	Operating Vehicle Intoxicated/Injury (9-30-5-4)		-	-	1	-	
	Operating Vehicle-Habitual Violation (9-30-10-16)		1	1	3	10	
	Pointing a Firearm (35-47-4-3)		-	-	-	1	
	Poss Precursors (35-48-4-14.5)		-	-	-	1	
	Possession of Child Pornography (35-42-4-4(C))		-	-	-	1	
	Possession of Cocaine or Narcotic Drug (35-48-4-6)		-	2	4	25	
	Possession of Marijuana (35-48-4-11)		-	1	-	2	
	Possession of Meth(35-48-4-6.1)		4	16	23	65	
	Possession of Syringes or Needles (16-42-19-18)		-	2	6	23	
	Possession or Use of Legend Drug (16-42-19-13)		-	1	3	3	
	Residential Entry (35-43-2-1.5)		-	2	2	8	
	Resisting Law Enforc (35-44.1-3-1)		-	1	1	8	
	Sex Offender without Identification (11-8-8-15)		-	-	1	-	
	Sexual Battery (35-42-4-8)		-	1	-	2	
	Stalking (35-45-10-5)		-	1	-	1	
	Strangulation (35-42-2-9)		-	2	-	9	
	Theft, Receiving Stolen Property (35-43-4-2)		4	5	15	38	
	Level 6 Felony Total			16	68	93	369

Felony Level	Primary Offense	Secondary Offense	Jul-21		This Calendar Year	
			SEX		SEX	
			F	M	F	M
HO	Habitual Offender (35-50-2.8)		-	-	-	3
	Habitual Offender Controlled Substance (35-50-2-10)		-	-	-	1
HO Total			0	0	0	4

Felony Level	Primary Offense	Secondary Offense	Jul-21		This Calendar Year	
			SEX		SEX	
			F	M	F	M
Murder	Murder (35-42-1-1)		3	15	7	49
Murder Total			3	15	7	49

Grand Total	Jul-21		This Calendar Year	
	SEX		SEX	
	F	M	F	M
	82	482	514	3020

Note: Offense data may not be available for all offenders at the time this table was prepared.
Only new commitments and probation violations are reported on this table.
Parole and Community Transition Program violators are excluded on this table.
Source: SAS - all citations_mso.pgm

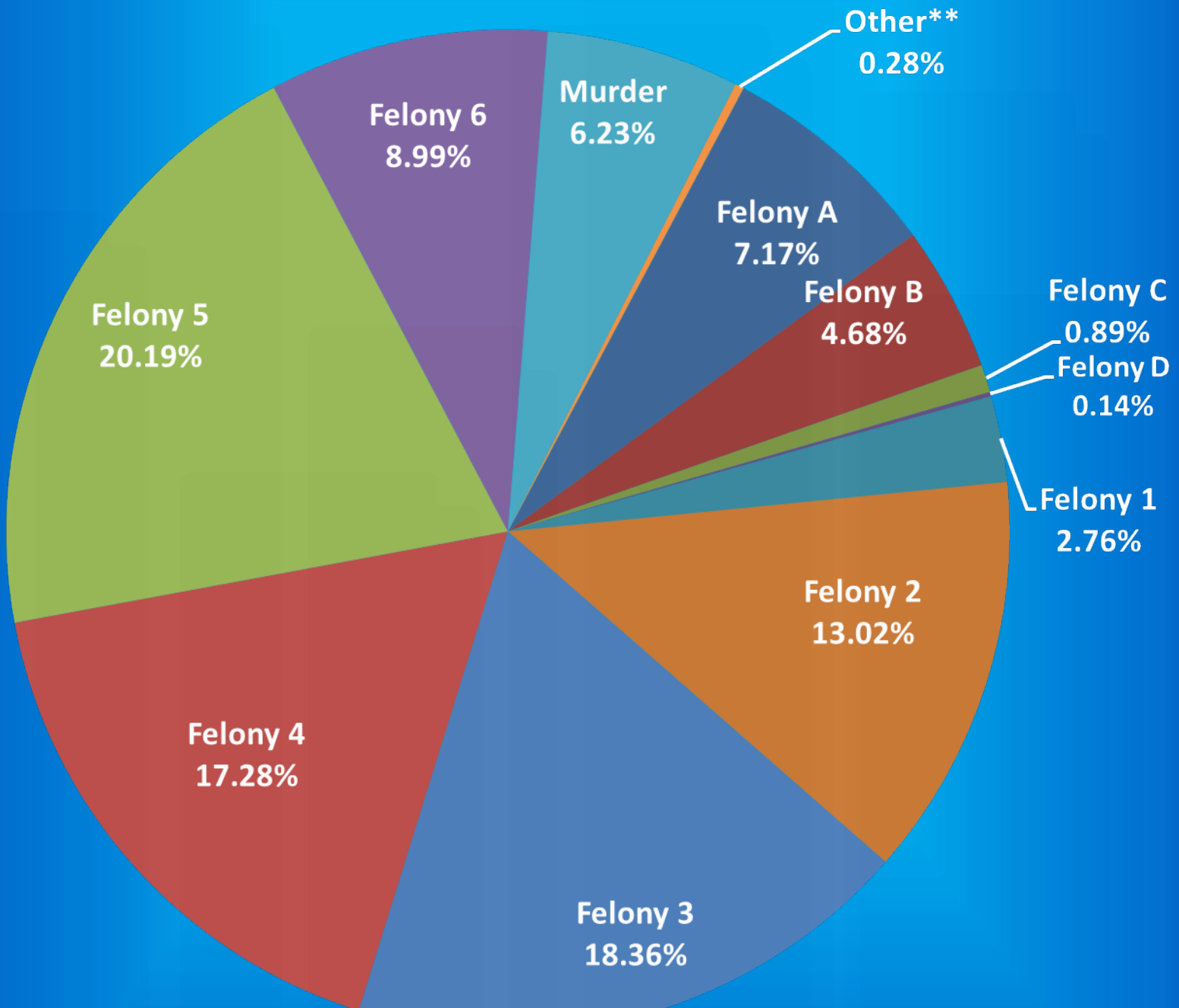
Indiana Department of Correction

Graph A

Female Population by Most Serious Offense Felony Level*

August 01, 2021

N = 2,177



• Includes Offenders Held in County Jails and Contracted Beds

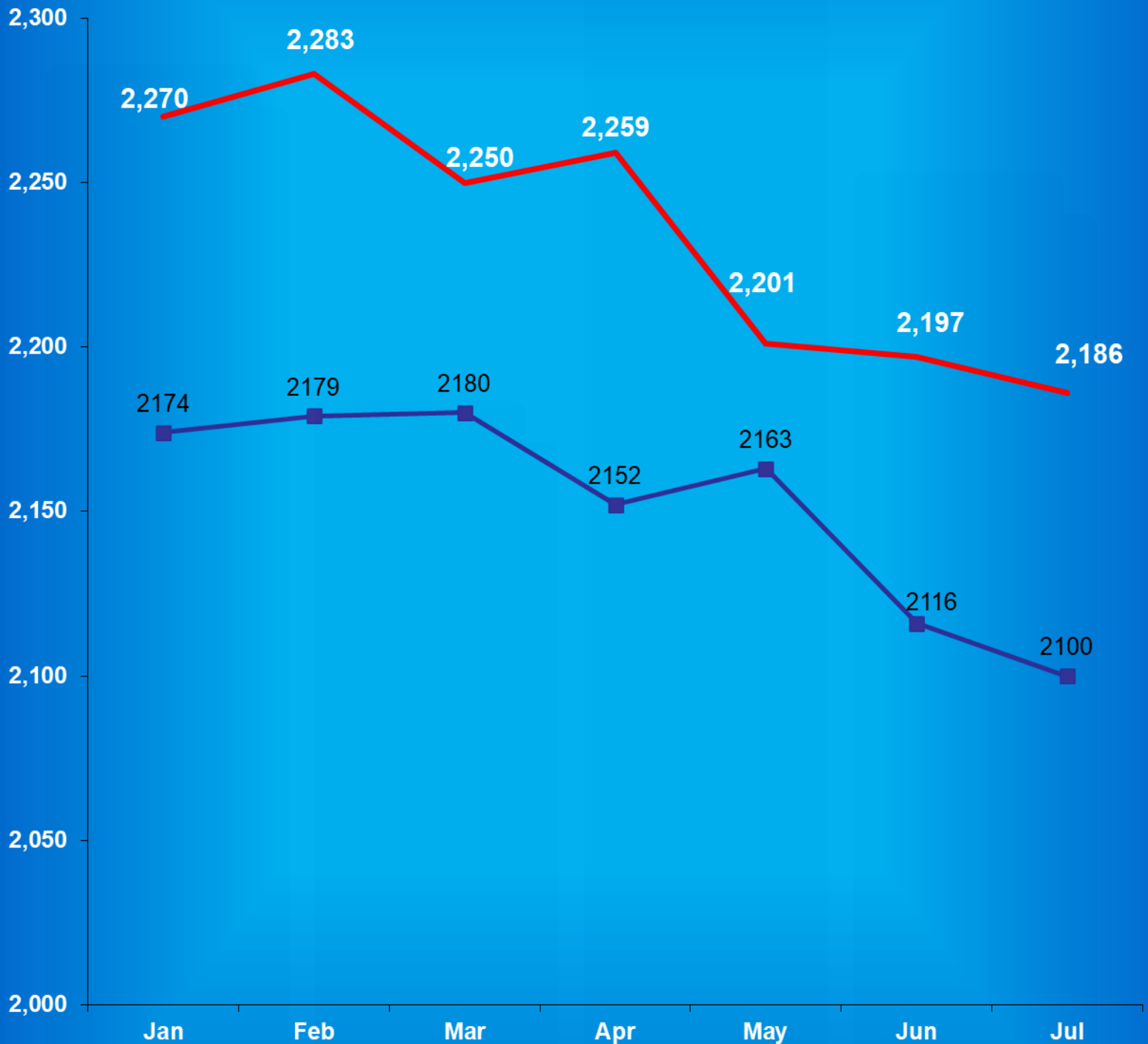
** Other includes Safekeepers, Predispositions, Habitual Offenders, Misdemeanants, and Unknowns

Indiana Department of Correction

Graph B

Average Daily Adult Female Offender Populations

Calendar Year 2021



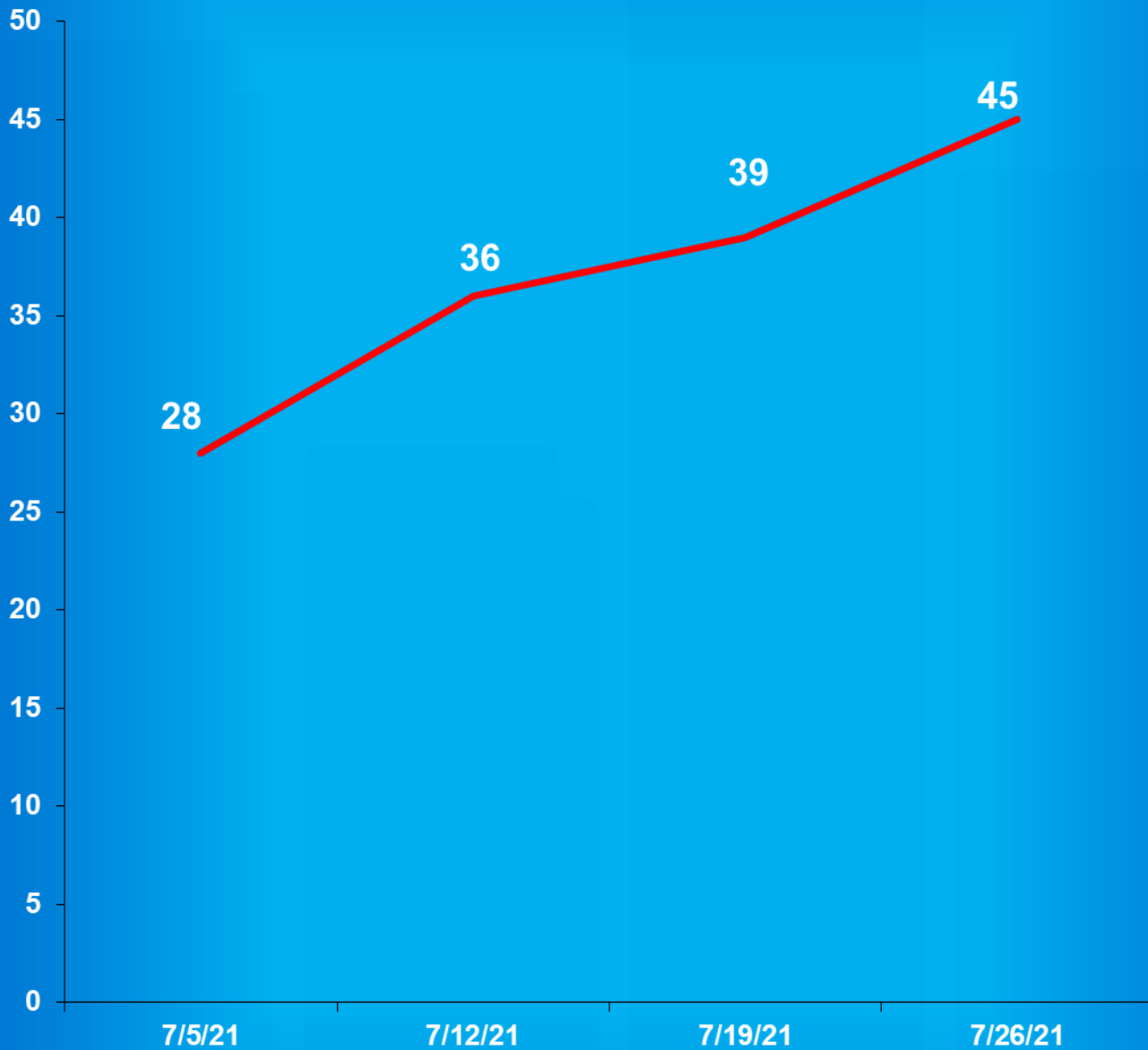
— Includes County Jail/Contract Beds — Excludes County Jail/Contract Beds

Indiana Department of Correction

Graph C

Adult Females Held in County Jails

July 2021



- Offenders held in county jails are newly sentenced offenders with completed court documents who are awaiting transfer to a DOC facility.

- Jail counts are a dynamic number that are affected by a variety of factors, including; sentencing trends, available DOC beds, and intake process completion.

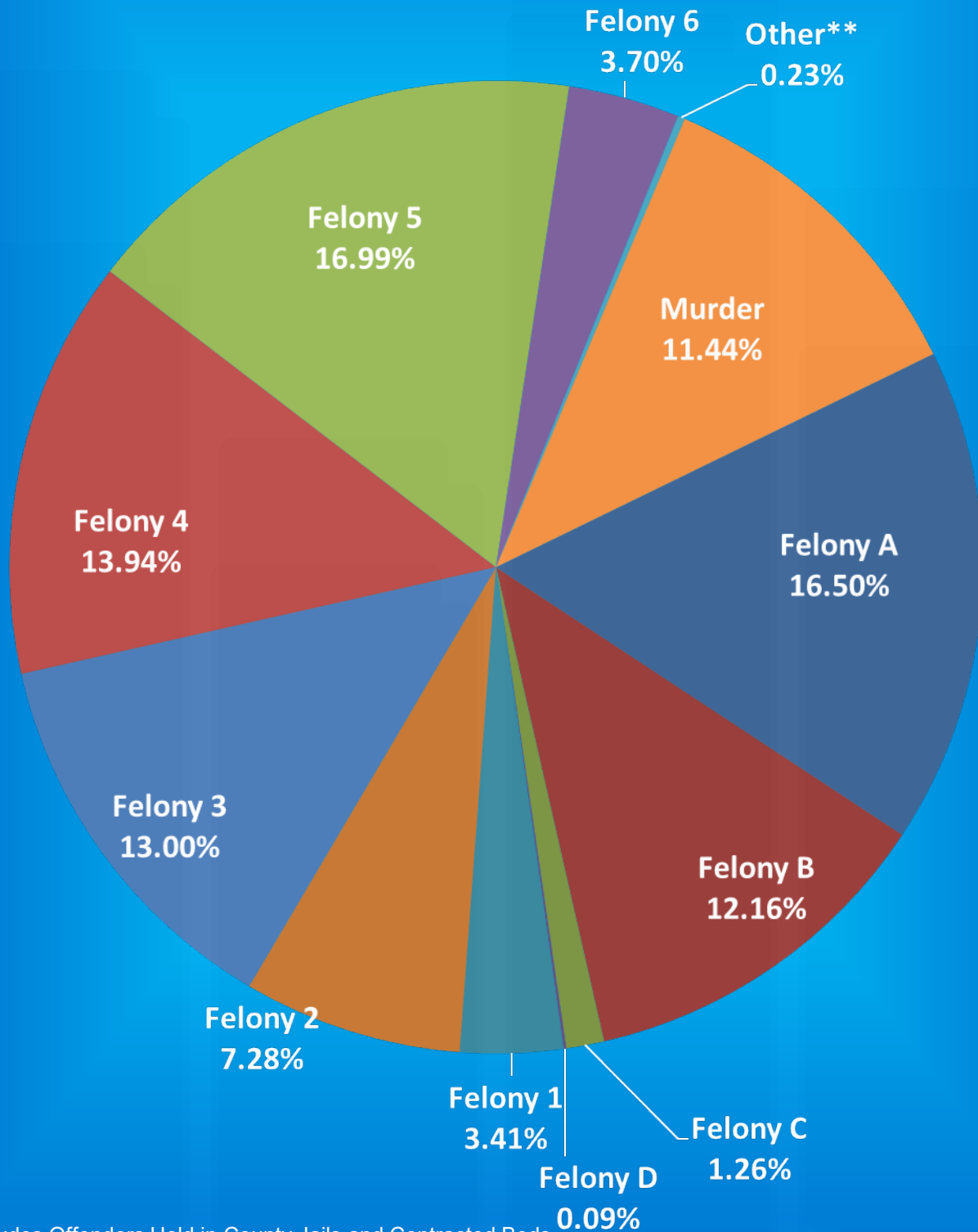
Indiana Department of Correction

Graph D

Male Population by Most Serious Offense Felony Level*

August 01, 2021.

N = 21,750



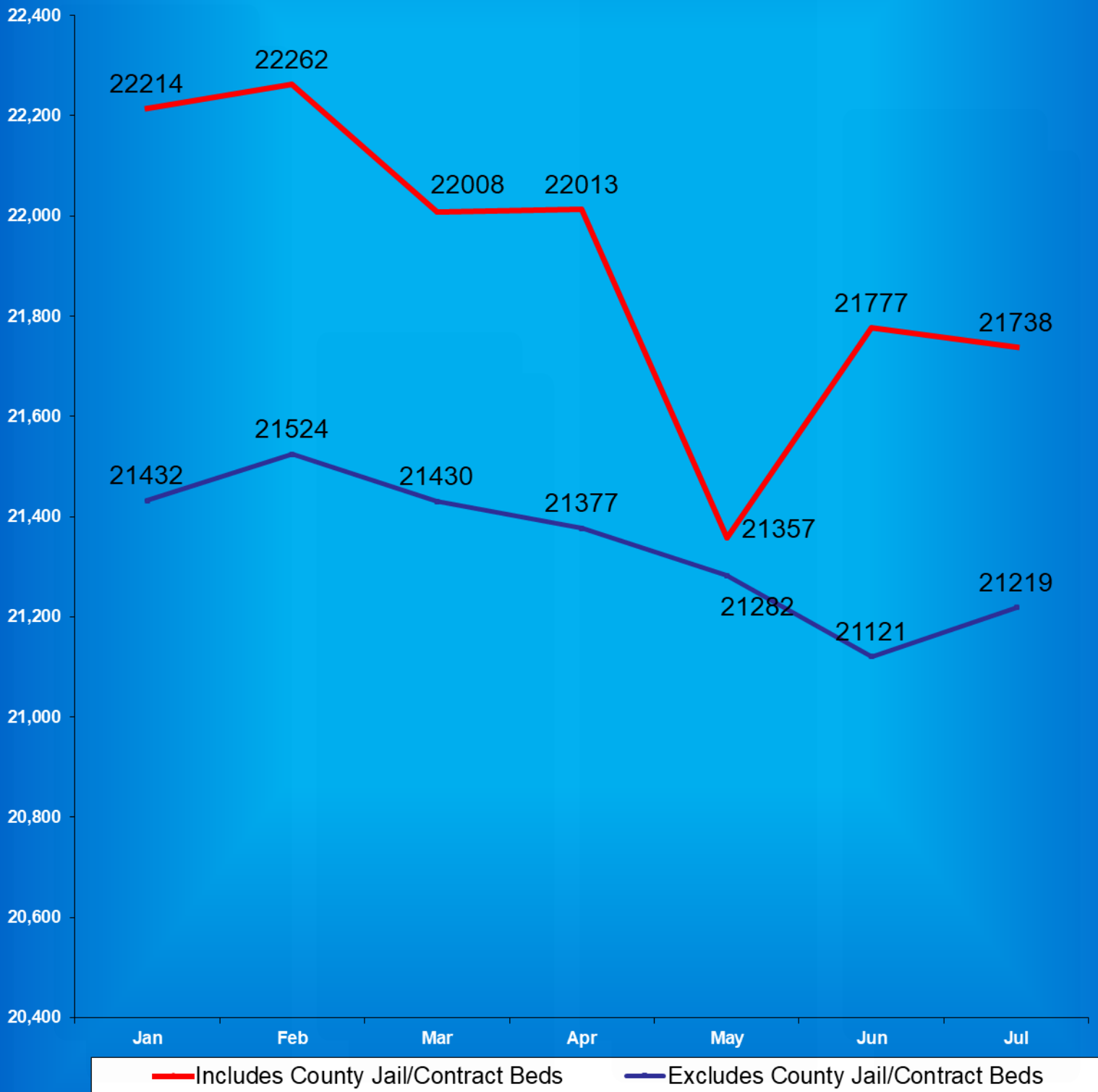
• Includes Offenders Held in County Jails and Contracted Beds

** Other includes Safekeepers, Predispositions, Habitual Offenders, Misdemeanants, and Unknowns

Indiana Department of Correction

Graph E

Average Daily Adult Male Offender Populations Calendar Year 2021

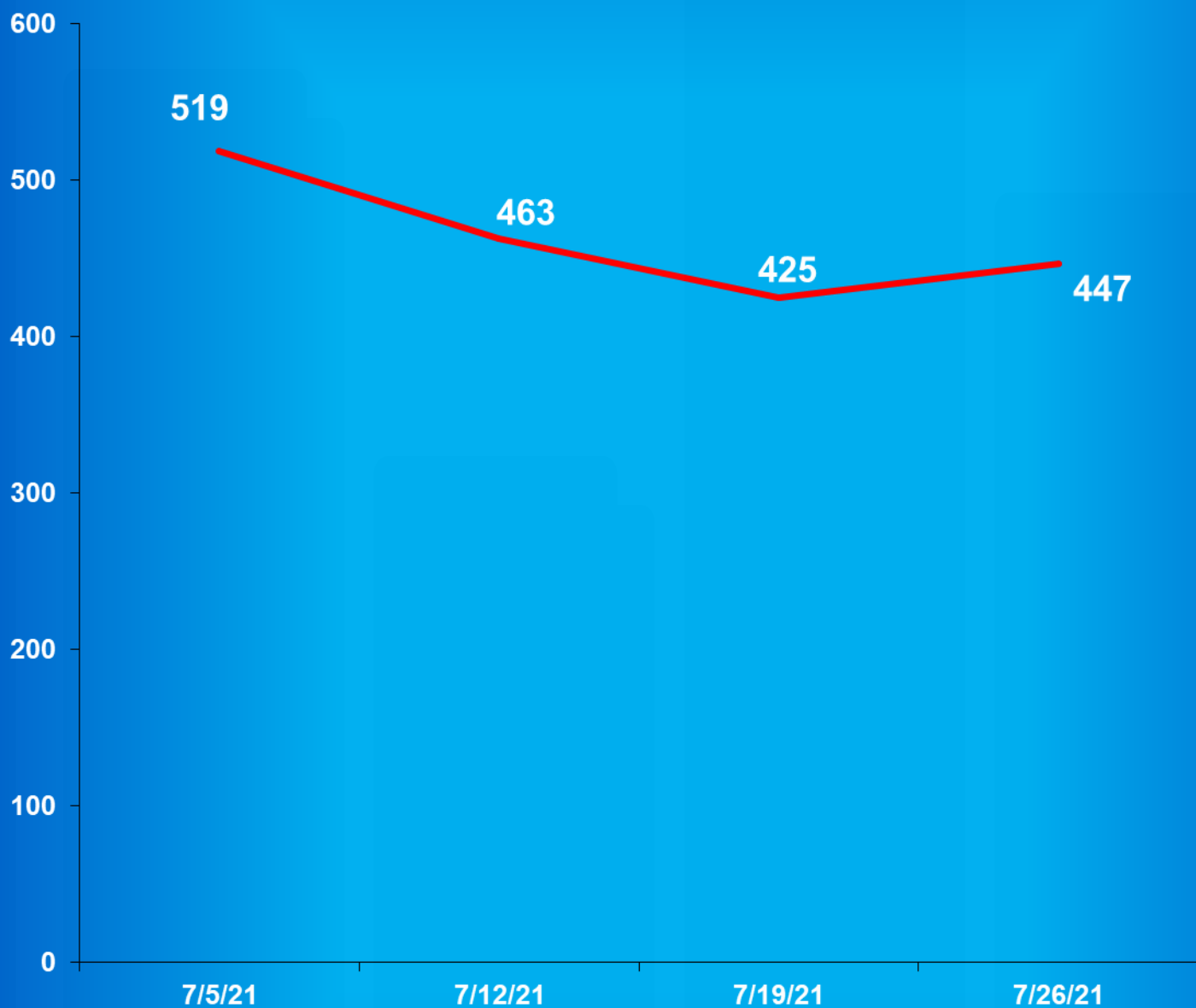


Indiana Department of Correction

Graph F

Adult Males Held in County Jails

July 2021



- Offenders held in county jails are newly sentenced offenders with completed court documents who are awaiting transfer to a DOC facility.

- Jail counts are a dynamic number that are affected by a variety of factors, including; sentencing trends, available DOC beds, and intake process completion.



Juvenile Offender Statistics



Indiana Department Of Correction
Table 13
Monthly Facility Admissions and Releases

Juvenile Offenders
July 2021

Admissions of All Juvenile Males

New Commitment	Re-Commitment	Parolee Return	Return From Escape	Diagnostics/Walk-Thrus
16	5	1	0	7

Releases of All Juvenile Males

Discharge	Parole	Escape	Diagnostics/Walk-Thrus
15	4	0	7

Admissions of All Juvenile Females

New Commitment	Re-Commitment	Parolee Return	Return From Escape	Diagnostics/Walk-Thrus
3	0	0	0	0

Releases of All Juvenile Females

Discharge	Parole	Escape	Diagnostics/Walk-Thrus
4	0	0	0

Sources:

SAS - mnthadm4_pgm_tbl13.pgm

SAS - mnthext4_pgm_tbl13.pgm

Indiana Department of Correction

Table 14

New Admissions by County of Commitment - Juveniles

July 2021

County	Admission Type			County	Admission Type		
	New Commits	Re Commits	Total		New Commits	Re Commits	Total
Adams	0	0	0	Madison	0	0	0
Allen	1	0	1	Marion	1	0	1
Bartholomew	0	0	0	Marshall	0	0	0
Benton	0	0	0	Martin	0	0	0
Blackford	0	0	0	Miami	0	0	0
Boone	0	0	0	Monroe	0	0	0
Brown	0	0	0	Montgomery	1	0	1
Carroll	0	0	0	Morgan	1	0	1
Cass	0	0	0	Newton	0	0	0
Clark	0	0	0	Noble	1	0	1
Clay	0	0	0	Ohio	0	0	0
Clinton	0	0	0	Orange	1	0	1
Crawford	0	0	0	Owen	0	0	0
Daviess	0	0	0	Parke	0	0	0
Dearborn	0	0	0	Perry	0	0	0
Decatur	0	0	0	Pike	0	0	0
DeKalb	0	0	0	Porter	0	1	1
Delaware	0	0	0	Posey	0	0	0
Dubois	0	0	0	Pulaski	0	0	0
Elkhart	0	0	0	Putnam	0	0	0
Fayette	0	0	0	Randolph	0	0	0
Floyd	0	0	0	Ripley	0	0	0
Fountain	1	0	1	Rush	0	0	0
Franklin	0	0	0	St. Joseph	4	3	7
Fulton	0	0	0	Scott	0	0	0
Gibson	0	0	0	Shelby	0	0	0
Grant	0	0	0	Spencer	0	0	0
Greene	0	0	0	Starke	0	0	0
Hamilton	1	0	1	Steuben	0	0	0
Hancock	0	0	0	Sullivan	0	0	0
Harrison	0	0	0	Switzerland	0	0	0
Hendricks	0	0	0	Tippecanoe	2	0	2
Henry	0	0	0	Tipton	1	0	1
Howard	0	0	0	Union	0	0	0
Huntington	0	0	0	Vanderburgh	1	0	1
Jackson	0	0	0	Vermillion	0	0	0
Jasper	0	0	0	Vigo	1	0	1
Jay	0	0	0	Wabash	0	0	0
Jefferson	0	0	0	Warren	0	0	0
Jennings	1	0	1	Warrick	0	0	0
Johnson	0	0	0	Washington	0	0	0
Knox	0	0	0	Wayne	1	0	1
Kosciusko	0	0	0	Wells	0	0	0
LaGrange	0	0	0	White	0	0	0
Lake	0	0	0	Whitley	0	0	0
LaPorte	0	1	1	Unknown	2	0	2
Lawrence	0	0	0	Totals	21	5	26

This data is based on most serious offense and excludes parole violations. This includes two (2) safekeepers classified in this report as Unknown.

Source: Mnthadm4_pgm_tbl14.pgm

Indiana Department of Correction

Table 15

Monthly Releases by County of Commitment - Juveniles

July 2021

County	Release Type			County	Release Type		
	Discharge	Parole	Total		Discharge	Parole	Total
Adams	0	0	0	Madison	0	0	0
Allen	1	1	2	Marion	4	0	4
Bartholomew	0	0	0	Marshall	0	0	0
Benton	0	0	0	Martin	0	0	0
Blackford	0	0	0	Miami	0	0	0
Boone	0	0	0	Monroe	0	0	0
Brown	0	0	0	Montgomery	0	0	0
Carroll	0	0	0	Morgan	0	0	0
Cass	0	0	0	Newton	0	0	0
Clark	0	1	1	Noble	0	0	0
Clay	0	0	0	Ohio	0	0	0
Clinton	0	0	0	Orange	0	0	0
Crawford	0	0	0	Owen	0	0	0
Daviess	0	0	0	Parke	0	0	0
Dearborn	0	0	0	Perry	0	0	0
Decatur	1	0	1	Pike	0	0	0
DeKalb	0	0	0	Porter	0	0	0
Delaware	0	0	0	Posey	0	0	0
Dubois	0	0	0	Pulaski	0	0	0
Elkhart	0	1	1	Putnam	0	0	0
Fayette	1	0	1	Randolph	0	0	0
Floyd	0	0	0	Ripley	0	0	0
Fountain	0	0	0	Rush	0	0	0
Franklin	0	0	0	St. Joseph	3	0	3
Fulton	0	0	0	Scott	0	0	0
Gibson	0	0	0	Shelby	0	0	0
Grant	0	0	0	Spencer	0	0	0
Greene	1	0	1	Starke	0	0	0
Hamilton	0	0	0	Steuben	1	0	1
Hancock	0	0	0	Sullivan	0	0	0
Harrison	0	0	0	Switzerland	0	1	1
Hendricks	0	0	0	Tippecanoe	0	0	0
Henry	0	0	0	Tipton	0	0	0
Howard	0	0	0	Union	0	0	0
Huntington	1	0	1	Vanderburgh	2	0	2
Jackson	0	0	0	Vermillion	0	0	0
Jasper	0	0	0	Vigo	0	0	0
Jay	0	0	0	Wabash	0	0	0
Jefferson	0	0	0	Warren	0	0	0
Jennings	2	0	2	Warrick	0	0	0
Johnson	0	0	0	Washington	1	0	1
Knox	0	0	0	Wayne	0	0	0
Kosciusko	0	0	0	Wells	0	0	0
LaGrange	0	0	0	White	0	0	0
Lake	1	0	1	Whitley	0	0	0
LaPorte	0	0	0	Unknown	0	0	0
Lawrence	0	0	0	Totals	19	4	23

Some discharges may be releases to County Probation - data is unable to be separated.

Diagnostics and Escapes are excluded.

Source: Mnthext4_pgm_tbl15.pgm

Indiana Department of Correction
Table 16
Total Number of Committing Offenses for Juveniles
Committed to the Indiana Department of Correction
July 2021

OFFENSE (Citation Code)	NUMBER OF OFFENSES			
	This Month		This Calendar Year	
LEVEL I	Female	Male	Female	Male
Aggravated Battery (35-42-2-1.5)	0	0	0	2
Arson (35-43-1-1)	0	0	0	1
Battery (35-42-2-1)	0	0	2	4
Battery by Bodily Waste (35-42-2-6)	0	0	0	2
Burglary (35-43-2-1)	0	0	0	14
Carjacking (35-42-5-2)	0	0	0	0
Carrying Handgun w/o License (35-47-2-1)	0	0	0	20
Changing, Altering, Removing, Obliterating ID of Handgun (35-47-2-18)	0	0	0	0
Child Exploitation (35-42-4-4)	0	0	1	2
Child Molesting (35-42-4-3)	0	0	0	8
Child Seduction (35-42-4-7)	0	0	0	0
Child Selling (35-46-1-4)	0	0	0	0
Child Solicitation (35-42-4-6)	0	0	0	0
Child in Possession of Handgun (35-47-10-5)	0	0	0	2
Consumer Product Tampering (35-45-8-3)	0	0	0	0
Criminal Confinement (35-42-3-3)	0	0	0	1
Criminal Deviate Conduct (35-42-4-2)	0	0	0	0
Criminal Gang Intimidation (35-45-9-4)	0	0	0	0
Criminal Gang Recruitment	0	0	0	0
Criminal Recklessness (35-42-2-2)	0	0	0	12
Dangerous Possession of a Firearm (35-47-10-5)	0	0	0	11
Dealing in a Sawed-Off Shotgun (35-47-5-4.1)	0	0	0	0
Distribution of a Destructive Device (IC 35-47.5-5-5)	0	0	0	0
Domestic Battery (35-42-2-1.3)	0	0	1	11
Driving While Intoxicated Resulting in Death (9-30-5-5)	0	0	0	0
False Application for Handgun (35-47-2-8)	0	0	0	0
False, Altering Handgun License (35-47-2-22)	0	0	0	0
Feticide (35-42-1-6)	0	0	0	0
Handgun, False ID (35-47-2-17)	0	0	0	0
Incest (35-46-1-3)	0	0	0	0
Interference with Custody (35-42-3-4)	0	0	0	0
Intimidation (35-45-2-1)	0	0	0	0
Involuntary Manslaughter (35-42-1-4)	0	0	0	0
Kidnapping (35-42-3-2)	0	0	0	0
Murder (35-42-1-1)	0	0	0	1
Neglect of a Dependent (35-46-1-4)	0	0	0	0
Operation of a Machine Gun/Hurling a Bomb (35-47-5-9)	0	0	0	0
Overpass Mischief (35-42-2-5)	0	0	0	0
Pointing a Firearm (35-47-4-3)	0	0	0	1
Possession of Firearm on School Property (35-47-9-2)	0	0	0	0
Possession of a Machine Gun or Bomb (35-47-5-9)	0	0	0	0
Rape (35-42-4-1)	0	0	0	1
Reckless Homicide (35-42-1-5)	0	0	0	2
Resisting Law Enforcement (35-44-3-3)	0	0	0	0
Robbery (35-42-5-1)	0	0	1	21
Sell, Manufacture, Possess, Purchase Explosive (35-47-5-1)	0	0	0	0
Sell, Transfer, HIV Blood (35-42-1-7)	0	0	0	0
Selling, Transferring, Giving Handgun to Under 18 (35-47-2-7)	0	0	0	0
Sexual Battery (35-42-4-8)	0	0	0	1
Sexual Misconduct (35-44-1-5)	0	0	0	0

LEVEL I (cont'd)

NUMBER OF OFFENSES

	This Month		This Calendar Year	
	Female	Male	Female	Male
Sexual Misconduct with a Minor (35-42-4-9)	0	0	0	0
Stalking (35-45-10-5)	0	0	0	0
Strangulation (35-42-2-9)	0	0	0	1
Unlawful Delivery of Confiscated Firearm (35-47-3-4)	0	0	0	0
Unlawful Use of Body Armor (35-47-5-13)	0	0	0	0
Unlawful Use of Stun Gun (35-47-8-5)	0	0	0	0
Vicarious Sexual Gratification (35-42-4-5)	0	0	0	0
Voluntary Manslaughter (35-42-1-3)	0	0	0	0
Sub-Total	0	0	5	118

LEVEL II

Assisting a Criminal (35-44-3-2)	0	0	0	0
Chinese Throwing Star (35-47-5-12)	0	0	0	0
Criminal Gang Activity (35-45-9-3)	0	0	0	0
Criminal Recklessness (35-42-2-2)	0	0	0	0
Dealing Anabolic Steroid (16-42-19-27)	0	0	0	0
Dealing Methamphetamine (35-48-4-1.1)	0	0	0	0
Dealing in Cocaine or Narcotic Drug (35-48-4-1)	0	0	0	0
Dealing in Marijuana, Hash Oil, or Hashish (35-48-4-10)	0	0	0	2
Dealing in a Schedule I, II, or III Controlled Substance (35-48-4-2)	0	0	0	0
Dealing in a Schedule IV Controlled Substance (35-48-4-3)	0	0	1	0
Dealing in a Schedule V Controlled Substance (35-48-4-4)	0	0	0	0
Dealing in a Substance Represented to be a Controlled Substance (35-48-4-4.5)	0	0	0	0
Delivery of Weapon to Intoxicated Person (35-47-4-1)	0	0	0	0
Disarming Law Enforcement Officer (35-44.1-3-2)	0	0	0	1
Escape/Failure to Return to Lawful Detention (35-44-3-5)	0	0	0	5
Inmate w/ Deadly Weapon (35-44.1-3-7)	0	0	0	0
Interference with Custody (35-42-3-4)	0	0	0	0
Intimidation (35-45-2-1)	0	0	1	13
Knife with Automatic Blade (35-47-5-2)	0	0	0	0
Loan Sharking (35-45-7-2)	0	0	0	0
Maintaining a Common Nuisance (35-48-4-13)	0	0	0	0
Making loan secured by mortgage, deposit or pledge of handgun (35-47-4-2)	0	0	0	0
Manufacture, Distribution, Possession of a Substance Represented to be a Controlled Substance (35-48-4-4)	0	0	0	0
Neglect of a Dependent (35-46-1-4)	0	0	0	0
Poss Precursors w/ Intent to Manufacture Etc. (35-48-4-14.5)	0	0	0	0
Possession of a Controlled Substance (35-48-4-7)	0	0	0	0
Possession of a Knife on School Property (35-47-5-2.5)	0	0	0	1
Promoting Prostitution (35-45-4-4)	0	0	0	0
Purchase, Possession or Sale of Stun Gun (35-47-8-5)	0	0	0	0
Resisting Law Enforcement (35-44-3-3)	0	0	0	7
Rioting with a Deadly Weapon (35-45-1-2)	0	0	0	0
Sale, Possession, Use of Legend Drug (16-42-19-27)	0	0	0	0
Sexual Misconduct with a Minor (35-42-4-9)	0	0	0	0
Stalking (35-45-10-5)	0	0	0	0
Trafficking with an Inmate (35-44-3-9)	0	0	0	0
Use of Stun Gun in Commission of a Crime (35-47-8-5)	0	0	0	0
Sub-Total	0	0	2	29

LEVEL III

Accident /Failure to Stop (9-26-1-8)	0	0	0	0
Accident, Property Damage with Injury (9-26-1-8)	0	0	0	0
Altering or Damaging Computer (35-43-1-4)	0	0	0	0
Auto Theft, Receiving Stolen Parts (35-43-4-2.5)	0	0	1	14
Battery (35-42-2-1)	0	0	3	17
Battery by Bodily Waste (35-42-2-6)	0	0	0	0
Bestiality	0	0	0	0
Bribery (35-44-1-1)	0	0	0	0

LEVEL III (cont'd)	NUMBER OF OFFENSES			
	This Month		This Calendar Year	
	Female	Male	Female	Male
Burglary (35-43-2-1)	0	0	0	0
Check Deception (35-43-5-5)	0	0	0	0
Check Fraud (35-43-5-12)	0	0	0	0
Child Exploitation (35-42-4-4)	0	0	0	0
Controlled Substance Registration (35-48-4-14)	0	0	0	0
Conversion (35-43-4-3)	0	0	1	6
Criminal Mischief (35-43-1-2)	0	0	1	15
Criminal Recklessness (35-42-2-2)	0	0	0	1
Criminal Trespass (35-43-2-2)	0	0	1	4
Dealing in Altered Property (35-43-4-2.3)	0	0	0	0
Dealing in Marijuana, Hash Oil, or Hashish (35-48-4-10)	0	0	0	0
Dealing in Paraphernalia (35-48-4-8.5)	0	0	0	0
Dealing in a Schedule IV Controlled Substance (35-48-4-3)	0	0	0	0
Distribution of Material Harmful to Minor (35-49-3-3)	0	0	0	0
Escape/Failure to Return to Lawful Detention (35-44-3-5)	0	0	4	12
Failure to Appear (35-44-3-6)	0	0	0	0
False Reporting (35-44-2-2)	0	0	0	0
Forgery (35-43-5-2)	0	0	0	0
Fraud (35-43-5-4)	0	0	0	2
Fraud on Financial Institution (35-45-5-8)	0	0	0	0
Home Improvement Fraud (35-43-6-13)	0	0	0	0
Identity Deception (35-43-5-3.5)	0	0	0	0
Interference with Custody (35-42-3-4)	0	0	0	0
Interference with Reporting Crime (35-42-2-5)	0	0	0	0
Invasion of Privacy (35-46-1-15.1)	0	0	0	0
Kill Domestic Animal	0	0	0	0
Manufacture of Paraphernalia (35-48-4-8.1)	0	0	0	0
Nonsupport of Child (35-46-1-5)	0	0	0	0
Nonsupport of Spouse (35-46-1-6)	0	0	0	0
Obscene Performance (35-49-3-1)	0	0	0	0
Obstructing Fireman (35-44-3-8)	0	0	0	0
Obstructing Traffic (35-42-2-4)	0	0	0	0
Obstruction of Justice (35-44-3-4)	0	0	1	0
Operating Vehicle After Lifetime Forfeiture (9-30-10-17)	0	0	0	0
Operating Vehicle While Intoxicated (9-30-5-4)	0	0	0	0
Operating Vehicle While Intoxicated with Prior (9-30-5-3)	0	0	0	0
Patronizing a Prostitute (35-45-4-3)	0	0	0	0
Perjury (35-44-2-1)	0	0	0	0
Possession of Cocaine or Narcotic Drug (35-48-4-6)	0	0	0	0
Possession of Marijuana, Hash Oil, or Hashish (35-48-4-11)	0	0	0	0
Possession of Methamphetamines (35-48-4-6.1)	0	0	1	0
Possession of Paraphernalia (35-48-4-8.3)	0	0	0	0
Possession of a Controlled Substance (35-48-4-7)	0	0	1	2
Possession of a Syringe (16-42-19-18)	0	0	1	0
Possession/Use of Legend Drug (16-42-19-13)	0	0	0	1
Professional Gambling (35-45-5-3)	0	0	0	0
Profiting from Adoption (35-46-1-9)	0	0	0	0
Promoting Professional Gambling (35-45-5-4)	0	0	0	0
Promoting Prostitution (35-45-4-4)	0	0	0	0
Prostitution (35-45-4-2)	0	0	0	0
Public Indecency (35-45-4-1)	0	0	0	3
Public Nudity (35-45-4-1.5)	0	0	0	0
Railroad Mischief (35-42-2-5.5)	0	0	0	0
Receiving Stolen Auto Parts (35-43-4-2.5)	0	0	0	0
Receiving Stolen Property (35-43-4-2)	0	0	0	0
Residential Entry (35-43-2-1.5)	0	0	0	0
Resisting Law Enforcement (35-44-3-3)	0	0	8	21
Rioting (35-45-1-2)	0	0	0	0

LEVEL III (cont'd)	NUMBER OF OFFENSES			
	This Month		This Calendar Year	
	Female	Male	Female	Male
Sale, Possession, Use of Legend Drug (16-42-19-27)	0	0	0	0
Selling, Distributing, Exhibiting Obscene Material (35-49-3-1)	0	0	0	0
Stalking (35-45-10-5)	0	0	0	0
Synthetic Drug (35-48-4-11.5)	0	0	0	0
Theft (35-43-4-2)	0	0	3	30
Torture or Mutilation of Animal (35-46-3-12)	0	0	0	0
Trafficking with an Inmate (35-44-3-9)	0	0	0	0
Unauthorized Possession of Prescription Form (35-48-4-14)	0	0	0	0
Unlawful Entry of Motor Vehicle (35-43-4-2.7)	0	0	0	1
Voyeurism (35-45-4-5)	0	0	0	0
Welfare Fraud (35-43-5-7)	0	0	0	0
Sub-Total	0	0	26	129

LEVEL IV				
Absence From Home Detention (35-38-2.5-10)	0	0	0	0
Accident/Failure to Stop (9-26-1-8)	0	0	0	2
Alcohol Violation (31-37-2-6)	0	0	0	1
Animal Cruelty (35-46-3-12)	0	0	0	0
Assisting a Criminal (35-44-3-2)	0	0	0	0
Beats Vertebrate Animal (35-46-3-12)	0	0	0	0
Check Deception (35-43-5-5)	0	0	0	0
Common Nuisance (35-48-4-13)	0	0	0	1
Computer Trespassing (35-43-2-3)	0	0	0	0
Counterfeiting Auto Registration (9-18-2-42)	0	0	0	0
Counterfeiting a Driver's License (9-24-18-7)	0	0	0	0
Curfew Violation (31-37-2-5)	0	0	0	0
Deception (35-43-5-3)	0	0	0	0
Deer Outside Hours (14-22-6-1)	0	0	0	0
Deer w/ Illegal Device (14-22-6-1)	0	0	0	0
Disorderly Conduct (35-45-1-3)	0	0	2	9
Dissemination of Material Harmful to Minor (35-49-3-3)	0	0	0	0
Driving While Intoxicated (9-11-2-3)	0	0	0	0
Driving with Suspended License (9-24-19-2)	0	0	0	0
Exploitation of Dependent/Endangered Adult (35-46-1-12)	0	0	0	0
Failure to Appear (35-44-3-6)	0	0	0	0
Failure to Disclose Recruitment (35-46-4-4)	0	0	0	0
Failure to Respond to Summons (35-44-3-6.5)	0	0	0	0
False Auto Registration (9-18-2-44)	0	0	0	0
False Identity Statement (35-44-2-6)	0	0	0	1
False Informing (35-44-2-2)	0	0	3	3
Flag Desecration (35-45-1-4)	0	0	0	0
Glue Sniffing (35-46-6-2)	0	0	0	0
Habitual Disobedience of Parent, Guardian, or Custodian (Incorrigible) (31-37-2-4)	0	0	0	1
Harassment (35-45-2-2)	0	0	0	0
Home Improvement Fraud (35-43-6-12)	0	0	0	0
Illegal Consumption of Alcohol (7.1-5-7-7)	0	0	0	1
Illegal Possession of Alcohol (7.1-5-7-7)	0	0	0	1
Impairment of ID Number (35-43-7-4)	0	0	0	0
Interference with Custody (35-42-3-4)	0	0	0	0
Interfering with Law Enforcement Animal (35-46-3-11)	0	0	0	0
Invasion of Privacy (35-46-1-15.1)	0	0	0	0
Leaving Home w/o Permission of Parent, Guardian or Custodian (Runaway) (31-37-2-2)	0	0	4	8
Leaving Scene of Accident (9-26-1-1.1)	0	0	0	0
Maintaining a Common Nuisance (35-48-4-13)	0	0	0	0
Nitrous Oxide Distribution (35-46-6-3)	0	0	0	0
Obscene Performance (35-49-3-1)	0	0	0	0
Obstructing Medical Emergency (35-44-3-8.5)	0	0	0	0
Obstructing Traffic (35-42-2-4)	0	0	0	0
Official Misconduct (35-44.1-1-1)	0	0	0	0

LEVEL IV (cont'd)	NUMBER OF OFFENSES			
	This Month		This Calendar Year	
	Female	Male	Female	Male
Operating Vehicle While Intoxicated (9-30-5-2)	0	0	0	0
Operating Vehicle While Intoxicated/Cntrl'd Sub (9-30-5-1)	0	0	0	0
Operating Vehicle w/o License (9-24-18-1)	0	0	0	3
Operating Vehicle w/o Proof of Financial (9-25-8-2)	0	0	0	0
Operating Vehicle w/o Registration/Plates (9-18-2-43)	0	0	0	0
Possession of Device/Interfere Test (35-43-5-18)	0	0	0	0
Possession of Marijuana, Hash Oil, or Hashish (35-48-4-11)	0	0	2	8
Possession of Paraphernalia (35-48-4-8.3)	0	0	3	4
Possession of Substance Represented to be a Controlled Substance (35-48-4-4.6)	0	0	0	0
Possession, Purchase, Accepting Tobacco (35-46-1-10.5)	0	0	0	0
Probation Violation	0	0	0	79
Public Intoxication (7.1-5-1-3)	0	0	0	1
Receiving Unidentified Property (35-43-7-5)	0	0	0	0
Reckless Driving (9-21-8-52)	0	0	0	0
Refusal to Aid Officer (35-44-3-7)	0	0	0	0
Refusal to Identify Self (34-28-5-3.5)	0	0	0	0
Selling, Distributing, Exhibiting Obscene Material (35-49-3-1)	0	0	0	0
Synthetic Drug (35-48-4-11.5)	0	0	0	0
Taking Deer/Turkey (14-22-6-1)	0	0	0	0
Tattooing a Minor (35-42-2-7)	0	0	0	0
Torture, Kill, Mutilate an Animal (35-46-3-12)	0	0	0	0
Unauthorized Possession of Prescription (35-48-4-14)	0	0	0	0
Unlawful Entry of Motor Vehicle (35-43-4-2.7)	0	0	1	2
Unlawful Gambling (35-45-5-2)	0	0	0	0
Unlawful Use of Railroad Right of Way (8-3-15-3)	0	0	0	0
Vending Machine Vandalism (35-43-4-7)	0	0	0	0
Violation Home Detention	0	0	0	0
Violation Suspended Commitment to DOC	0	0	2	0
Violation of Compulsory School Attendance Law (Truancy) (31-37-2-3)	0	0	0	1
Voyeurism (35-45-4-5)	0	0	0	0
Welfare Fraud (35-45-5-7)	0	0	0	0
Sub-Total	0	0	17	126
GRAND TOTAL NUMBER OF OFFENSES	0	0	50	402

Source: SAS - mnthadm4_by_offense.pgm

Indiana Department of Correction
Table 17
Number of Juvenile Offenders by Most Serious Offense
Committed to the Indiana Department of Correction

July 2021

MOST SERIOUS OFFENSE (Citation Code)	NUMBER OF JUVENILES			
	This Month		This Calendar Year	
LEVEL I	Female	Male	Female	Male
Aggravated Battery (35-42-2-1.5)	0	0	0	2
Arson (35-43-1-1)	0	1	0	1
Battery (35-42-2-1)	1	0	2	2
Battery by Bodily Waste (35-42-2-6)	0	1	0	2
Burglary (35-43-2-1)	0	2	0	9
Carjacking (35-42-5-2)	0	0	0	0
Carrying Handgun w/o License (35-47-2-1)	0	0	0	12
Changing, Altering, Removing, Obliterating ID of Handgun (35-47-2-18)	0	0	0	0
Child Exploitation (35-42-4-4)	0	0	1	2
Child Molesting (35-42-4-3)	0	1	0	6
Child Seduction (35-42-4-7)	0	0	0	0
Child Selling (35-46-1-4)	0	0	0	0
Child Solicitation (35-42-4-6)	0	0	0	0
Child in Possession of Handgun (35-47-10-5)	0	0	0	0
Consumer Product Tampering (35-45-8-3)	0	0	0	0
Criminal Confinement (35-42-3-3)	0	0	0	1
Criminal Deviate Conduct (35-42-4-2)	0	0	0	0
Criminal Gang Intimidation (35-45-9-4)	0	0	0	0
Criminal Gang Recruitment	0	0	0	0
Criminal Recklessness (35-42-2-2)	0	1	0	9
Dangerous Possession of a Firearm (35-47-10-5)	0	3	0	5
Dealing in a Sawed-Off Shotgun (35-47-5-4.1)	0	0	0	0
Distribution of a Destructive Device (IC 35-47.5-5-5)	0	0	0	0
Domestic Battery (35-42-2-1.3)	0	1	1	8
Driving While Intoxicated Resulting in Death (9-30-5-5)	0	0	0	0
False Application for Handgun (35-47-2-8)	0	0	0	0
False, Altering Handgun License (35-47-2-22)	0	0	0	0
Feticide (35-42-1-6)	0	0	0	0
Handgun, False ID (35-47-2-17)	0	0	0	0
Incest (35-46-1-3)	0	0	0	0
Interference with Custody (35-42-3-4)	0	0	0	0
Intimidation (35-45-2-1)	0	0	0	0
Involuntary Manslaughter (35-42-1-4)	0	0	0	0
Kidnapping (35-42-3-2)	0	0	0	0
Murder (35-42-1-1)	0	0	0	1
Neglect of a Dependent (35-46-1-4)	0	0	0	0
Operation of a Machine Gun/Hurling a Bomb (35-47-5-9)	0	0	0	0
Overpass Mischief (35-42-2-5)	0	0	0	0
Pointing a Firearm (35-47-4-3)	0	0	0	1
Possession of Firearm on School Property (35-47-9-2)	0	0	0	0
Possession of a Machine Gun or Bomb (35-47-5-9)	0	0	0	0
Rape (35-42-4-1)	0	1	0	1
Reckless Homicide (35-42-1-5)	0	0	0	2
Resisting Law Enforcement (35-44-3-3)	0	0	0	0
Robbery (35-42-5-1)	0	4	1	16
Sell, Manufacture, Possess, Purchase Explosive (35-47-5-1)	0	0	0	0
Sell, Transfer, HIV Blood (35-42-1-7)	0	0	0	0
Selling, Transferring, Giving Handgun to Under 18 (35-47-2-7)	0	0	0	0
Sexual Battery (35-42-4-8)	0	0	0	1
Sexual Misconduct (35-44-1-5)	0	0	0	0

LEVEL I (cont'd)	NUMBER OF JUVENILES			
	This Month		This Calendar Year	
	Female	Male	Female	Male
Sexual Misconduct with a Minor (35-42-4-9)	0	0	0	0
Stalking (35-45-10-5)	0	0	0	0
Strangulation (35-42-2-9)	0	0	0	0
Unlawful Delivery of Confiscated Firearm (35-47-3-4)	0	0	0	0
Unlawful Use of Body Armor (35-47-5-13)	0	0	0	0
Unlawful Use of Stun Gun (35-47-8-5)	0	0	0	0
Vicarious Sexual Gratification (35-42-4-5)	0	0	0	0
Voluntary Manslaughter (35-42-1-3)	0	0	0	0
Sub-Total	1	15	5	81

LEVEL II

Assisting a Criminal (35-44-3-2)	0	0	0	0
Chinese Throwing Star (35-47-5-12)	0	0	0	0
Criminal Gang Activity (35-45-9-3)	0	0	0	0
Criminal Recklessness (35-42-2-2)	0	0	0	0
Dealing Anabolic Steroid (16-42-19-27)	0	0	0	0
Dealing Methamphetamine (35-48-4-1.1)	0	0	0	0
Dealing in Cocaine or Narcotic Drug (35-48-4-1)	0	0	0	0
Dealing in Marijuana, Hash Oil, or Hashish (35-48-4-10)	0	1	0	1
Dealing in a Schedule I, II, or III Controlled Substance (35-48-4-2)	0	0	0	0
Dealing in a Schedule IV Controlled Substance (35-48-4-3)	0	0	1	0
Dealing in a Schedule V Controlled Substance (35-48-4-4)	0	0	0	0
Dealing in a Substance Represented to be a Controlled Substance (35-48-4-4.5)	0	0	0	0
Delivery of Weapon to Intoxicated Person (35-47-4-1)	0	0	0	0
Disarming Law Enforcement Officer (35-44.1-3-2)	0	0	0	0
Escape/Failure to Return to Lawful Detention (35-44-3-5)	0	0	0	3
Inmate w/ Deadly Weapon (35-44.1-3-7)	0	0	0	0
Interference with Custody (35-42-3-4)	0	0	0	0
Intimidation (35-45-2-1)	0	1	1	9
Knife with Automatic Blade (35-47-5-2)	0	0	0	0
Loan Sharking (35-45-7-2)	0	0	0	0
Maintaining a Common Nuisance (35-48-4-13)	0	0	0	0
Making loan secured by mortgage, deposit or pledge of handgun (35-47-4-2)	0	0	0	0
Manufacture, Distribution, Possession of a Substance Represented to be a Controlled Substance (3	0	0	0	0
Neglect of a Dependent (35-46-1-4)	0	0	0	0
Poss precursors w/intent to manufacture etc. (35-48-4-14.5)	0	0	0	0
Possession of a Controlled Substance (35-48-4-7)	0	0	0	0
Possession of a Knife on School Property (35-47-5-2.5)	0	0	0	1
Promoting Prostitution (35-45-4-4)	0	0	0	0
Purchase, Possession or Sale of Stun Gun (35-47-8-5)	0	0	0	0
Resisting Law Enforcement (35-44-3-3)	0	0	0	3
Rioting with a Deadly Weapon (35-45-1-2)	0	0	0	0
Sale, Possession, Use of Legend Drug (16-42-19-27)	0	0	0	0
Sexual Misconduct with a Minor (35-42-4-9)	0	0	0	0
Stalking (35-45-10-5)	0	0	0	0
Trafficking with an Inmate (35-44-3-9)	0	0	0	0
Use of Stun Gun in Commission of a Crime (35-47-8-5)	0	0	0	0
Sub-Total	0	2	2	17

LEVEL III

Accident /Failure to Stop (9-26-1-8)	0	0	0	0
Accident, Property Damage with Injury (9-26-1-8)	0	0	0	0
Altering or Damaging Computer (35-43-1-4)	0	0	0	0
Auto Theft, Receiving Stolen Parts (35-43-4-2.5)	0	0	0	2
Battery (35-42-2-1)	0	1	2	3
Bestiality	0	0	0	0
Bribery (35-44-1-1)	0	0	0	0
Burglary (35-43-2-1)	0	0	0	0
Check Deception (35-43-5-5)	0	0	0	0

NUMBER OF JUVENILES

LEVEL III (cont'd)	This Month		This Calendar Year	
	Female	Male	Female	Male
Check Fraud (35-43-5-12)	0	0	0	0
Child Exploitation (35-42-4-4)	0	0	0	0
Controlled Substance Registration (35-48-4-14)	0	0	0	0
Conversion (35-43-4-3)	1	0	1	2
Criminal Mischief (35-43-1-2)	0	0	0	3
Criminal Recklessness (35-42-2-2)	0	0	0	1
Criminal Trespass (35-43-2-2)	0	0	1	2
Dealing in Altered Property (35-43-4-2.3)	0	0	0	0
Dealing in Marijuana, Hash Oil, or Hashish (35-48-4-10)	0	0	0	0
Dealing in Paraphernalia (35-48-4-8.5)	0	0	0	0
Distribution of Material Harmful to Minor (35-49-3-3)	0	0	0	0
Escape/Failure to Return to Lawful Detention (35-44-3-5)	0	0	3	7
Failure to Appear (35-44-3-6)	0	0	0	0
False Reporting (35-44-2-2)	0	0	0	0
Forgery (35-43-5-2)	0	0	0	0
Fraud (35-43-5-4)	0	0	0	1
Fraud on Financial Institution (35-45-5-8)	0	0	0	0
Home Improvement Fraud (35-43-6-13)	0	0	0	0
Identity Deception (35-43-5-3.5)	0	0	0	0
Interference with Custody (35-42-3-4)	0	0	0	0
Interference with Reporting Crime (35-42-2-5)	0	0	0	0
Invasion of Privacy (35-46-1-15.1)	0	0	0	0
Kill Domestic Animal	0	0	0	0
Manufacture of Paraphernalia (35-48-4-8.1)	0	0	0	0
Nonsupport of Child (35-46-1-5)	0	0	0	0
Nonsupport of Spouse (35-46-1-6)	0	0	0	0
Obscene Performance (35-49-3-1)	0	0	0	0
Obstructing Fireman (35-44-3-8)	0	0	0	0
Obstructing Traffic (35-42-2-4)	0	0	0	0
Obstruction of Justice (35-44-3-4)	0	0	1	0
Operating Vehicle After Lifetime Forfeiture (9-30-10-17)	0	0	0	0
Operating Vehicle While Intoxicated (9-30-5-4)	0	0	0	0
Operating Vehicle While Intoxicated with Prior (9-30-5-3)	0	0	0	0
PUB INDEC/EXPO/PUBLI	0	1	0	1
Patronizing a Prostitute (35-45-4-3)	0	0	0	0
Perjury (35-44-2-1)	0	0	0	0
Possession of Cocaine or Narcotic Drug (35-48-4-6)	0	0	0	0
Possession of Marijuana, Hash Oil, or Hashish (35-48-4-11)	0	0	0	0
Possession of Methamphetamines (35-48-4-6.1)	0	0	1	0
Possession of Paraphernalia (35-48-4-8.3)	0	0	0	0
Possession of a Controlled Substance (35-48-4-7)	0	0	0	0
Possession of a Syringe (16-42-19-18)	0	0	0	0
Possession/Use of Legend Drug (16-42-19-13)	0	1	0	1
Professional Gambling (35-45-5-3)	0	0	0	0
Profiting from Adoption (35-46-1-9)	0	0	0	0
Promoting Professional Gambling (35-45-5-4)	0	0	0	0
Promoting Prostitution (35-45-4-4)	0	0	0	0
Prostitution (35-45-4-2)	0	0	0	0
Public Indecency (35-45-4-1)	0	0	0	1
Public Nudity (35-45-4-1.5)	0	0	0	0
Railroad Mischief (35-42-2-5.5)	0	0	0	0
Receiving Stolen Property (35-43-4-2)	0	0	0	0
Residential Entry (35-43-2-1.5)	0	0	0	0
Resisting Law Enforcement (35-44-3-3)	0	0	2	3
Rioting (35-45-1-2)	0	0	0	0
Sale, Possession, Use of Legend Drug (16-42-19-27)	0	0	0	0
Selling, Distributing, Exhibiting Obscene Material (35-49-3-1)	0	0	0	0

NUMBER OF JUVENILES

LEVEL III (Cont.)	This Month		This Calendar Year	
	Female	Male	Female	Male
Stalking (35-45-10-5)	0	0	0	0
Synthetic Drug (35-48-4-11.5)	0	0	0	0
Theft (35-43-4-2)	0	1	2	5
Torture or Mutilation of Animal (35-46-3-12)	0	0	0	0
Trafficking with an Inmate (35-44-3-9)	0	0	0	0
Unauthorized Possession of Prescription Form (35-48-4-14)	0	0	0	0
Unlawful Entry of Motor Vehicle (35-43-4-2.7)	0	0	0	1
Voyeurism (35-45-4-5)	0	0	0	0
Welfare Fraud (35-43-5-7)	0	0	0	0
Sub-Total	1	4	13	33

LEVEL IV

Absence From Home Detention (35-38-2.5-10)	0	0	0	0
Accident/Failure to Stop (9-26-1-8)	0	0	0	0
Assisting a Criminal (35-44-3-2)	0	0	0	0
Beats Vertebrate Animal (35-46-3-12)	0	0	0	0
Check Deception (35-43-5-5)	0	0	0	0
Common Nuisance (35-48-4-13)	0	0	0	0
Computer Trespassing (35-43-2-3)	0	0	0	0
Counterfeiting Auto Registration (9-18-2-42)	0	0	0	0
Counterfeiting a Driver's License (9-24-18-7)	0	0	0	0
Curfew Violation (31-37-2-5)	0	0	0	0
Deception (35-43-5-3)	0	0	0	0
Disorderly Conduct (35-45-1-3)	0	0	0	1
Dissemination of Material Harmful to Minor (35-49-3-3)	0	0	0	0
Driving with Suspended License (9-24-19-2)	0	0	0	0
Exploitation of Dependent/Endangered Adult (35-46-1-12)	0	0	0	0
Failure to Appear (35-44-3-6)	0	0	0	0
Failure to Disclose Recruitment (35-46-4-4)	0	0	0	0
Failure to Respond to Summons (35-44-3-6.5)	0	0	0	0
False Auto Registration (9-18-2-44)	0	0	0	0
False Identity Statement (35-44-2-6)	0	0	0	0
False Informing (35-44-2-2)	0	0	0	1
Flag Desecration (35-45-1-4)	0	0	0	0
Glue Sniffing (35-46-6-2)	0	0	0	0
Habitual Disobedience of Parent, Guardian, or Custodian (Incorrigible) (31-37-2-4)	0	0	0	0
Harassment (35-45-2-2)	0	0	0	0
Home Improvement Fraud (35-43-6-12)	0	0	0	0
Illegal Consumption of Alcohol (7.1-5-7-7)	0	0	0	0
Illegal Possession of Alcohol (7.1-5-7-7)	0	0	0	0
Impairment of ID Number (35-43-7-4)	0	0	0	0
Interference with Custody (35-42-3-4)	0	0	0	0
Interfering with Law Enforcement Animal (35-46-3-11)	0	0	0	0
Invasion of Privacy (35-46-1-15.1)	0	0	0	0
Leaving Home w/o Permission of Parent, Guardian or Custodian (Runaway) (31-37-2-2)	0	0	0	0
Nitrous Oxide Distribution (35-46-6-3)	0	0	0	0
Obscene Performance (35-49-3-1)	0	0	0	0
Obstructing Medical Emergency (35-44-3-8.5)	0	0	0	0
Obstructing Traffic (35-42-2-4)	0	0	0	0
Operating Vehicle While Intoxicated (9-30-5-2)	0	0	0	0
Operating Vehicle While Intoxicated/Cntrld Sub (9-30-5-1)	0	0	0	0
Operating Vehicle w/o License (9-24-18-1)	0	0	0	0
Operating Vehicle w/o Proof of Financial (9-25-8-2)	0	0	0	0
Operating Vehicle w/o Registration/Plates (9-18-2-43)	0	0	0	0
Possession of Marijuana, Hash Oil, or Hashish (35-48-4-11)	0	0	0	2
Possession of Paraphernalia (35-48-4-8.3)	1	0	1	0
Possession of Substance Represented to be a Controlled Substance (35-48-4-4.6)	0	0	0	0
Possession, Purchase, Accepting Tobacco (35-46-1-10.5)	0	0	0	0
Probation Violation	0	0	0	0
Public Intoxication (7.1-5-1-3)	0	0	0	0
Receiving Unidentified Property (35-43-7-5)	0	0	0	0
Reckless Driving (9-21-8-52)	0	0	0	0
Refusal to Aid Officer (35-44-3-7)	0	0	0	0

LEVEL IV (cont'd)	NUMBER OF JUVENILES			
	This Month		This Calendar Year	
	Female	Male	Female	Male
Refusal to Identify Self (34-28-5-3.5)	0	0	0	0
Selling, Distributing, Exhibiting Obscene Material (35-49-3-1)	0	0	0	0
Synthetic Drug	0	0	0	0
Torture, Kill, Mutilate an Animal (35-46-3-12)	0	0	0	0
Unauthorized Possession of Prescription (35-48-4-14)	0	0	0	0
Unlawful Entry of Motor Vehicle (35-43-4-2.7)	0	0	0	0
Unlawful Gambling (35-45-5-2)	0	0	0	0
Unlawful Use of Railroad Right of Way (8-3-15-3)	0	0	0	0
Vending Machine Vandalism (35-43-4-7)	0	0	0	0
Violation Home Detention	0	0	0	0
Violation Suspended Commitment to DOC	0	0	0	0
Violation of Compulsory School Attendance Law (Truancy) (31-37-2-3)	0	0	0	0
Voyeurism (35-45-4-5)	0	0	0	0
Welfare Fraud (35-45-5-7)	0	0	0	0
Sub-Total	1	0	1	4
GRAND TOTAL NUMBER OF JUVENILES	3	21	21	135

Indiana Department of Correction
Table 18
Juvenile Female New Commitments

<u>Month</u>	<u>2016</u>	<u>2017</u>	<u>2018</u>	<u>2019</u>	<u>2020</u>	<u>2021</u>
January	6	2	3	10	3	4
February	10	5	8	4	5	0
March	11	6	4	7	3	1
April	9	2	7	3	5	3
May	4	6	8	8	5	6
June	11	7	2	3	4	6
July	4	8	12	9	3	3
August	4	5	4	2	1	
September	7	8	8	4	4	
October	5	6	5	6	2	
November	6	7	8	2	5	
December	<u>5</u>	<u>12</u>	<u>8</u>	<u>5</u>	<u>3</u>	
TOTALS	82	74	77	63	43	

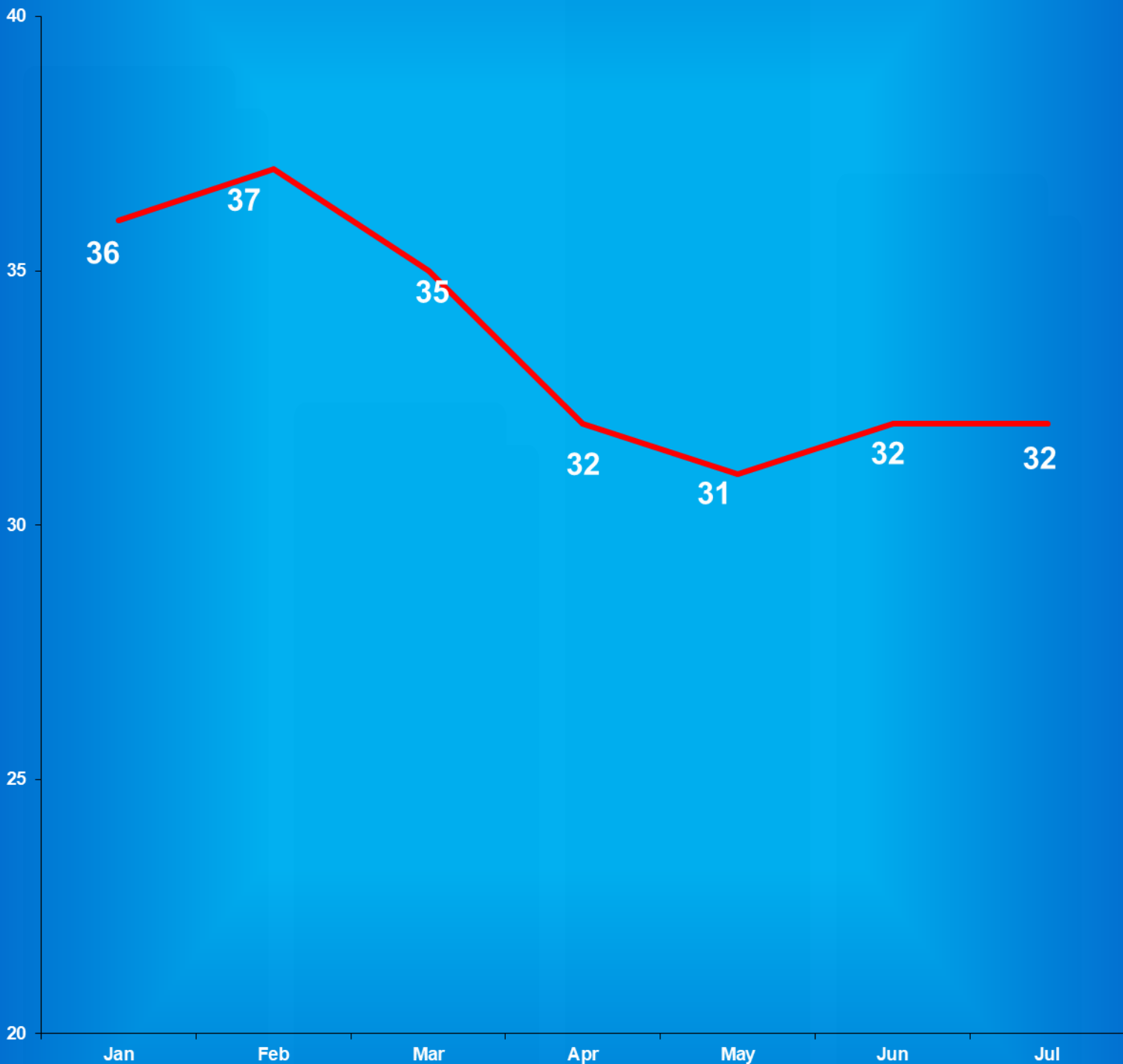
Source: SAS - mnthadm4.pgm

Indiana Department of Correction

Graph G

Average Daily Juvenile Female Offender Populations

Calendar Year 2021



Indiana Department of Correction
Table 19
Juvenile Male New Commitments

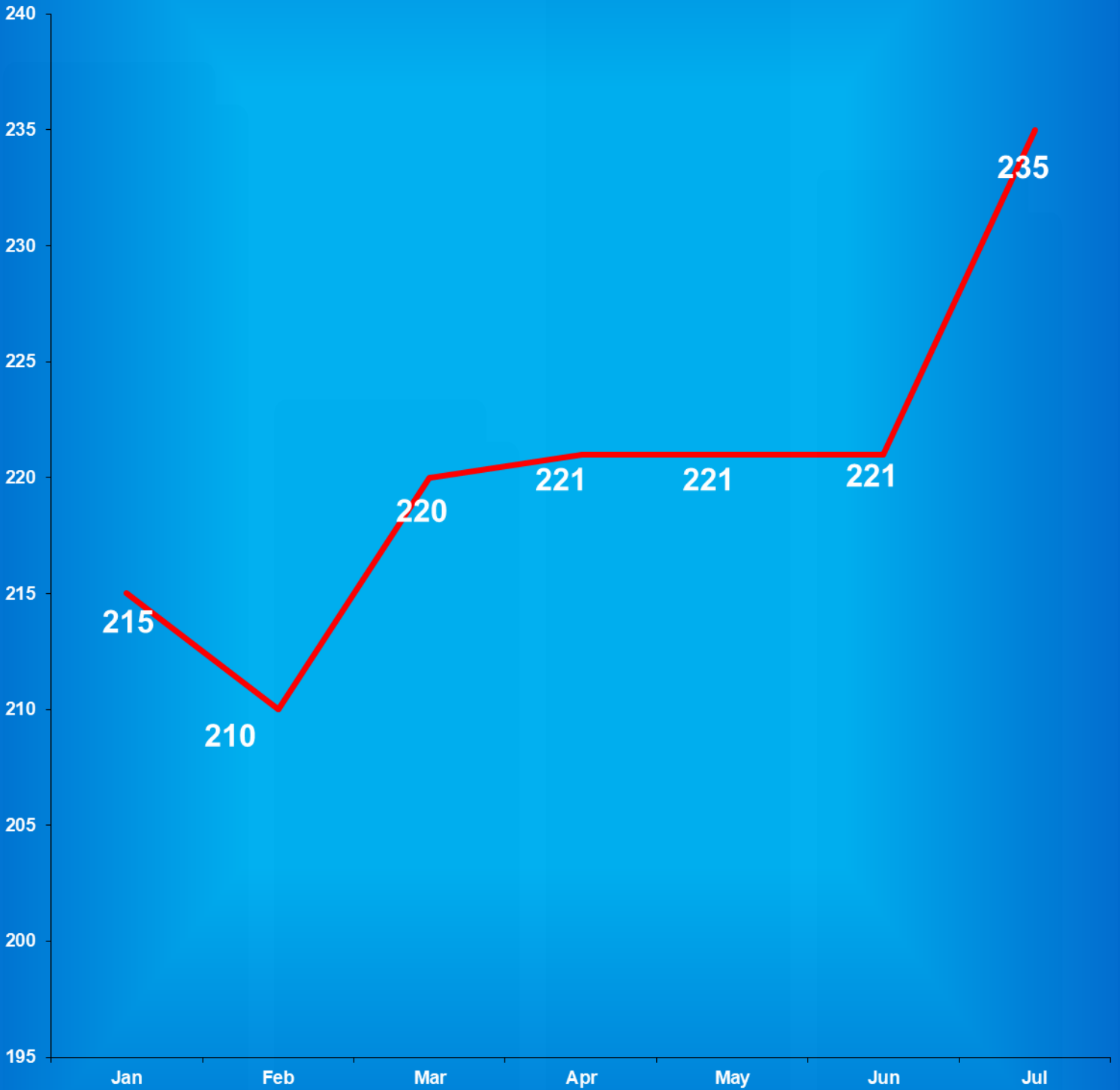
<u>Month</u>	<u>2016</u>	<u>2017</u>	<u>2018</u>	<u>2019</u>	<u>2020</u>	<u>2021</u>
January	39	26	46	36	28	6
February	40	26	38	36	21	16
March	69	36	33	17	32	28
April	33	45	27	24	17	22
May	44	35	42	30	11	23
June	40	48	29	27	14	23
July	29	40	29	47	17	21
August	38	48	28	37	15	
September	36	43	41	23	20	
October	24	39	24	34	17	
November	28	48	34	26	19	
December	<u>30</u>	<u>34</u>	<u>52</u>	<u>23</u>	<u>20</u>	
TOTALS	463	450	468	360	231	

Source: SAS - mnthadm4.pgm

Indiana Department of Correction

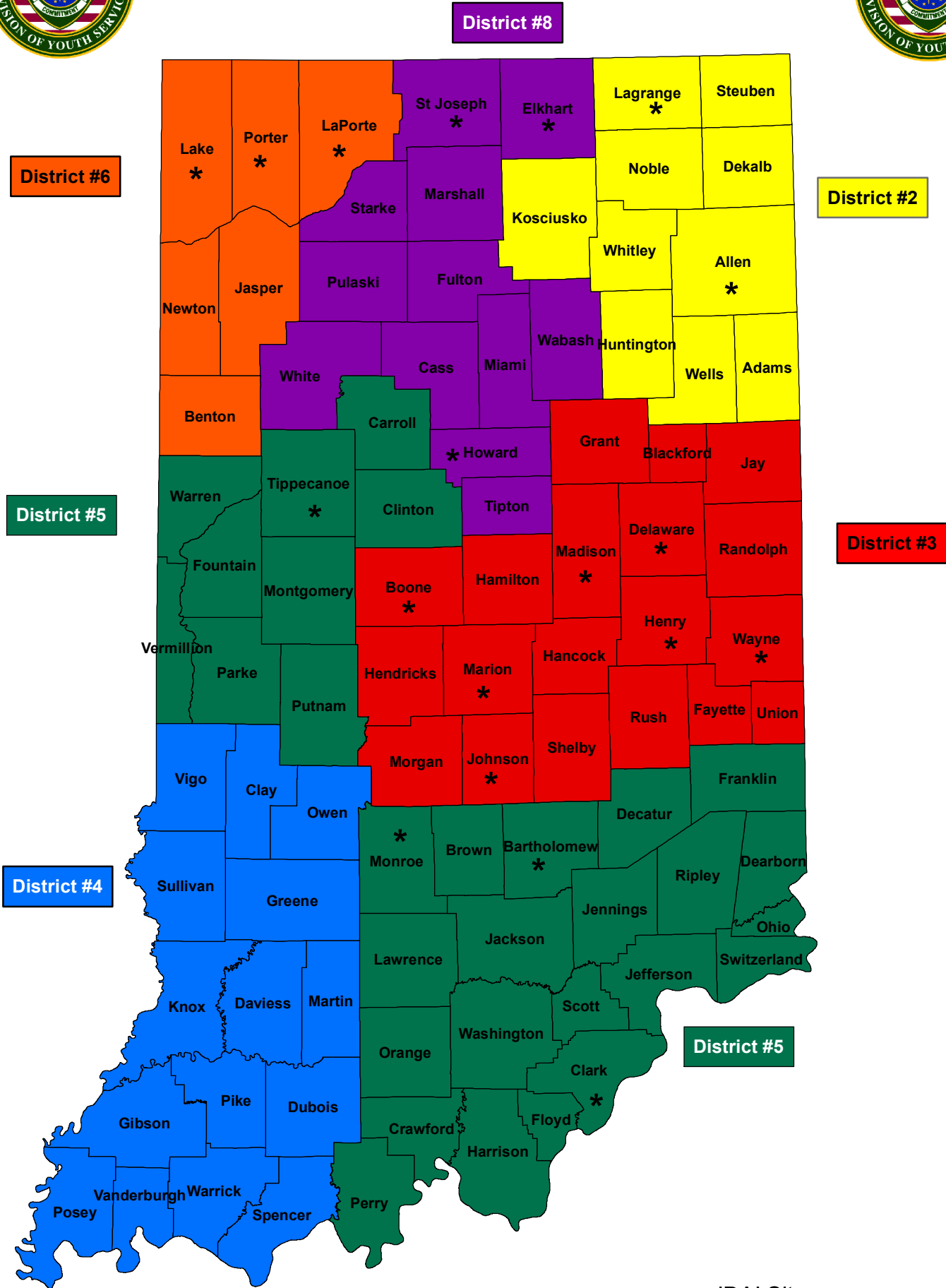
Graph H

Average Daily Juvenile Male Offender Populations Calendar Year 2021





Juvenile Reintegration Districts



*JDAI Site

Indiana Department of Correction
Table 20
Juvenile Parole Caseload on August 01, 2021

<u>Juvenile Reintegration Districts</u>	Indiana Parolees		Other Jurisdiction		<u>Total</u>
	<u>Juvenile Male</u>	<u>Juvenile Female</u>	<u>Juvenile Male</u>	<u>Juvenile Female</u>	
	<i>Interstate Compact (RD0)*</i>	1	0	0	
			<u>District Supervision Breakdown</u> <u>as follows:</u>		
Re-Entry Parole (PD1)	0	1	0	0	<i>1</i>
Fort Wayne (PD2)	12	1	0	0	<i>13</i>
Indianapolis (PD3)	3	0	6	0	<i>9</i>
Evansville (P4A)	0	0	0	0	<i>0</i>
Terre Haute (P4B)	5	0	0	0	<i>5</i>
Bloomington (PD5)	1	1	0	0	<i>2</i>
Gary (PD6)	0	1	0	0	<i>1</i>
New Castle (PD7)	3	0	0	0	<i>3</i>
South Bend (PD8)	6	1	1	0	<i>8</i>
Madison (PD9)	0	1	2	0	<i>3</i>
Total	31	6	9	0	46

Total Juvenile Parole Population on the First Day of Each Month

<u>Calendar Year 2021</u>	Indiana Parolees		Other Jurisdiction		<u>Total</u>
	<u>Juvenile Male</u>	<u>Juvenile Female</u>	<u>Juvenile Male</u>	<u>Juvenile Female</u>	
January	24	0	11	0	35
February	21	2	9	0	32
March	24	2	7	0	33
April	30	3	9	0	42
May	29	1	8	0	38
June	28	4	10	1	43
July	30	6	9	1	46
August	31	6	9	0	46

** Includes Indiana parolees who are serving their parole in another state, as well as offenders from other States being supervised in Indiana (Interstate Compact)*

Sources:
Parole Division
SAS - juvparl2.pgm

**Indiana Department of Correction
Indiana Government Center South, Room E334
302 W. Washington Street
Indianapolis, IN 46204**

**Prepared by:
Christophehr Yirenkyi, Data Analyst
(317) 233-4765
cyirenkyi@idoc.IN.gov**

This report and previous reports may be found at:

<http://www.in.gov/idoc/2376.htm>



CHANGING LIVES

The logo for the Indiana Department of Correction is circular, featuring a central torch and the words "EMPLOYEES", "EFFICIENCY", and "EFFECTIVENESS". The outer ring contains the text "INDIANA DEPARTMENT OF CORRECTION". To the right of the logo is a blue silhouette of the state of Indiana.

The Indiana Department of Correction advances public safety and successful re-entry through dynamic supervision, programming, and partnerships.