


Indiana Department of Correction

Division of Data Science and Analytics



Offender Population Statistical Report

- DECEMBER 2022 -

Christina Reagle, Commissioner

**Indiana Department of Correction
Indiana Government Center South, Room E334
302 W. Washington Street
Indianapolis, IN 46204**

**Prepared by:
Scott Haskett, Data Analyst
CHaskett2@idoc.in.gov**

This report and previous reports may be found at:

<http://www.in.gov/idoc/2376.htm>



Definitions

For this report, the following definitions apply:

Admission – The means by which an offender enters the custody or jurisdiction of the Indiana Department of Correction. For this report, except for the return of an escapee, this does not include a return from a temporary absence.

Average Daily Population – The sum of the daily beginning counts for a month, divided by that month's number of daily beginning counts.

Beginning Count – The number of offenders physically present at the beginning of the day (ie, 0000:01 hours).

Class A Felony – An offense whereby a person convicted of this felony shall be imprisoned for a fixed term of thirty years, with not more than twenty years added for aggravating circumstances, or not more than ten years subtracted for mitigating circumstances.

Class B Felony – An offense whereby a person convicted of this felony shall be imprisoned for a fixed term of ten years, with not more than ten years added for aggravating circumstances, or not more than four years subtracted for mitigating circumstances.

Class C Felony – An offense whereby a person convicted of this felony shall be imprisoned for a fixed term of four years, with not more than four years added for aggravating circumstances, or not more than two years subtracted for mitigating circumstances.

Class D Felony – An offense whereby a person convicted of this felony shall be imprisoned for a fixed term of one and one-half years, with not more than one and one-half years added for aggravating circumstances, or not more than one year subtracted for mitigating circumstances.

Class 1 Felony – An offense whereby a person convicted of this felony shall be imprisoned with a sentence range of 20-40 years, with not more than twenty years added as a habitual offender enhancement.

Class 2 Felony – An offense whereby a person convicted of this felony shall be imprisoned with a sentence range of 10-30 years, with not more than twenty years added as a habitual offender enhancement.

Class 3 Felony – An offense whereby a person convicted of this felony shall be imprisoned with a sentence range of 3-16 years, with not more than twenty years added as a habitual offender enhancement.

Class 4 Felony – An offense whereby a person convicted of this felony shall be imprisoned with a sentence range of 2-12 years, with not more than twenty years added as a habitual offender enhancement.

Class 5 Felony – An offense whereby a person convicted of this felony shall be imprisoned with a sentence range of 1-6 years, with not more than six years added as a habitual offender enhancement.

Class 6 Felony – An offense whereby a person convicted of this felony shall be imprisoned with a sentence range of 0.5-2.5 years, with not more than six years added as a habitual offender enhancement.

Contracted Beds - Those offenders who have been committed to the Indiana Department of Correction but are housed in a local work release facility under contract of a 3rd party provider.

County Jail "Back-ups" (Jail Bed Count) – Those offenders who have been committed to the Indiana Department of Correction but are housed in a county jail until they can be transferred to a Department of Correction intake facility. The county receives \$35.00 per day, per offender, to house these offenders.

Ending Count – The number of offenders physically present at the end of the day (i.e., 2400:00 hours).

Felon – A person convicted in any jurisdiction who might have been imprisoned for more than one year.

Murder - An offense whereby a person convicted of this felony shall be imprisoned for a fixed term of fifty-five years, with not more than ten years added for aggravating circumstances, or not more than ten years subtracted for mitigating circumstances.

Definitions Continued

Operational Capacity – The total bed capacity of the facility. The capacity of a facility is the number of beds authorized for safe and efficient operation of the facility.

Pre-Dispositional – An individual ordered by the Court to the Indiana Department of Correction for evaluation prior to sentencing.

Release – The means by which an offender leaves the custody or jurisdiction of the Indiana Department of Correction. For this report, except for an escape, this does not include a temporary absence.

Safekeeper – An individual whom the Court has determined to be in imminent danger of serious bodily injury or death, or who represents a substantial threat to the safety of others, and whom the Court has ordered to the Indiana Department of Correction for custody and security control.

Maximum Level Facilities – Maximum security facilities have very restrictive security measures and housing is celled space.

Medium Level Facilities – Medium security facilities have moderate degree of security measures and housing consists of dormitories and celled space.

Minimum Level Facilities – Minimum Security Facilities have the least restrictive security measures and housing is dormitory style. Also included as minimum security are work release program offenders who leave the facility for outside employment but return nightly.

Intake Facilities – Intake facilities are designated to receive newly committed adult offenders. During the intake process each offender is evaluated through interviews, reports and diagnostic tests. This evaluation forms the basis of the offenders' facility and program assignment.

Secure Housing Units – Denotes maximum control with the most restrictive security measures in place.

Vacancy – The number of beds available for assignment.

Juvenile Diagnostic/Walkthrough – A Juvenile court can order a youth to the Department of Correction to be temporarily committed for not more than 14 days (excluding Saturdays, Sundays, and Legal holidays) for the purpose of an evaluation. The youth must be adjudicated delinquent, and the order must be prior to disposition. The department will send a report to the court of the written findings.

Indiana Department of Correction Population Summary

- There were 21,168 adult male offenders (including 388 county jail “back-ups” and 65 in contracted beds) on January 01, 2023. This population is 7% below the operational bed capacity.
- There were 2,182 adult female offenders (including 44 county jail “back-ups” and 26 in contracted beds) on January 01, 2023. This population is 18% below the operational bed capacity.
- There were 299 juvenile male offenders in the Department’s facilities on January 01, 2023. This population is 45% below the operational bed capacity.
- There were 44 juvenile female offenders in the Department’s facilities on January 01, 2023. This population is 25% below the operational bed capacity.
- There were 6,057 adult males on parole in Indiana (5,578 Indiana parolees and 479 other jurisdiction parolees) on January 01, 2023.
- There were 590 adult females on parole in Indiana (521 Indiana parolees and 69 other jurisdiction parolees) on January 01, 2023.
- There were 681 adults admitted to IDOC (584 males and 97 females) and 880 adults released from IDOC (762 males and 118 females) in December 2022.
- There were 31 juveniles admitted to IDOC (24 males and 7 female) and 35 juveniles released from IDOC (32 males and 3 females) in December 2022.

**Indiana Department of Correction
Human Resource Report**

December 31, 2022

ADULT FACILITIES

Facility	Total Staff*	Custody Staff	Non-Custody	Vacancies	Hires - Rehires	Retired - Terminated	Inter-Agency		Contract/Vendor		
							In	Out	Aramark	Health	Education
Branchville Correctional Facility	247	170	77	28	8	3	0	0	6	31	3
Chain O'Lakes Correctional Facility	30	24	6	4	0	0	0	0	6	2	0
Correctional Industrial Facility	229	161	68	138	9	8	0	0	13	29	2
Edinburgh Correctional Facility	73	57	16	1	4	0	0	0	6	6	1
Indiana State Prison/Lakeside	416	310	106	154	16	13	0	0	17	43	2
Indiana Women's Prison	175	125	50	18	6	2	0	0	8	30	3
Madison Correctional Facility	198	137	61	17	0	4	0	0	9	26	2
Miami Correctional Facility	308	195	113	276	11	9	0	0	20	47	6
New Castle Correctional Facility**	210	139	71	149	0	0	0	0	24	71	7
Pendleton Correctional Facility	342	221	121	178	10	10	0	0	12	42	1
Plainfield Correctional Facility	341	248	93	55	16	13	1	1	20	50	4
Putnamville Correctional Facility	358	245	113	166	9	16	0	0	14	40	5
Reception-Diagnostic Center	212	165	47	36	11	3	0	0	0	39	0
Rockville Correctional Facility	223	161	62	43	0	2	0	0	13	45	3
South Bend Comm. Re-Entry Center	40	27	13	3	1	0	0	0	4	2	0
Heritage Trail DOC Staff	19	0	19	6	0	0	0	0	0	8	2
Heritage Trail GEO Staff**	55	24	31	33	0	0	0	0	0	8	0
Wabash Valley Correctional Facility	556	433	123	90	11	8	0	0	24	59	3
Westville Correctional Facility	572	427	145	198	32	19	0	0	18	65	5
Total	4,604	3,269	1,335	1,593	144	110	1	1	214	643	49

JUVENILE FACILITIES

Facility	Total Staff*	Custody Staff	Non-Custody	Vacancies	Hires - Rehires	Retired - Terminated	Inter-Agency		Contract/Vendor		
							In	Out	Aramark	Health	Education
Camp Summit	57	41	16	7	0	1	0	0	4	7	4
Logansport Intake/North Central	155	101	54	32	3	5	1	1	7	14	12
Pendleton Juvenile Correctional	205	133	72	87	14	7	0	0	12	18	22
Total	417	275	142	126	17	13	1	1	23	39	38

ADMINISTRATIVE

Central Office***	Total	789	189	600	71	7	8	0	0	0	42	2
-------------------	--------------	------------	------------	------------	-----------	----------	----------	----------	----------	----------	-----------	----------

TOTALS

STATE EMPLOYEE TOTAL	5,545	3,570	1,975	1,608	168	131	2	2	0	0	0
CONTRACT EMPLOYEE TOTAL	1,315	163	1,152	182	0	0	0	0	237	724	89
GRAND TOTAL	6,860	3,733	3,127	1,790	168	131	2	2	237	724	89

* Total Active Staff does not include those on disability, suspension, or leave with pay.

** New Castle Correctional Facility and Heritage Trail are privately contracted institutions. Their hire/rehire and termination/reitre data is not provided to DOC.

*** Includes Technology Services Division, PEN Products, Staff Development and Training, and the Parole Division (counted as Custody Staff)

Note: Total staff, custody staff, non-custody staff, and vacancy data are as of the end of the month.

Hires and re-hires, retirements and terminations, intra-agency transfer in and transfer out are the total number of actions for the month.

Source: DOC Human Resource



Offender Statistics



Indiana Department of Correction
Table 1
Offender Population & Vacancy Numbers, by Facility Security Level
January 1, 2023

Minimum Security - Adult MALE

	December Ending Count	General Population Vacancies	Programs & Treatment Vacancies	Restricted Housing & Infirmery Vacancies	Down Beds	Held Beds
Chain O'Lakes	93	8	0	0	0	1
Edinburgh	278	66	0	0	0	0
Miami - MCA	122	82	0	0	0	0
New Castle - NCA	151	53	0	0	0	0
Pendleton - IRO	0	0	0	0	220	0
Westville - WCA	239	92	42	0	5	1
Wabash Valley - WVA	125	72	0	0	0	1
Total	1,008	373	42	0	225	3

Re-Entry & Work Release - Adult MALE

Bartholomew Co. Re-Entry	3	17	0	0	0	0
Chain O'Lakes Re-Entry	35	3	0	0	0	0
Lake Co. Re-Entry/M	5	5	0	0	0	0
South Bend Re-Entry	193	8	0	0	0	0
VOA/Hope Hall Re-Entry	18	22	0	0	0	0
Starke Co. PI - TC	39	0	9	0	0	0
Total	293	55	9	0	0	0

Medium Security - Adult MALE

	December Ending Count	General Population Vacancies	Programs & Treatment Vacancies	Restricted Housing & Infirmery Vacancies	Down Beds	Held Beds
Branchville	1,237	180	112	3	0	1
Correctional Industrial	945	60	22	0	466	2
Indiana State Prison ISO	373	11	0	0	0	1
Plainfield	1,423	43	50	31	56	5
Putnamville	1,857	144	168	27	323	0
Heritage Trail	875	32	0	0	48	9
Westville	2,441	228	70	57	99	18
New Castle	2,374	13	1	13	9	21
Total	11,525	711	423	131	1,001	57

Table 1 (Cont.)

Maximum Security - Adult MALE						
	December	General	Programs &	Restricted		
	Ending	Population	Treatment	Infirmary	Down	Held
	Count	Vacancies	Vacancies	Vacancies	Beds	Beds
Miami	1,358	35	38	20	1,532	1
Indiana State Prison	1,964	34	27	16	22	14
Pendleton	1,321	9	0	19	117	8
Pendleton Treatment Unit	149	0	102	0	8	1
ISR Secure Housing Unit	55	0	0	11	2	1
New Castle Annex	340	67	0	70	8	1
New Castle Mental Health	111	0	15	0	1	1
WCU Secure Housing Unit	131	0	0	3	2	2
Wabash Valley	1,704	17	48	23	3	7
WVS Secure Housing Unit	173	0	0	30	8	5
Reception Diag. Center	648	25	0	0	22	0
Total	7,954	187	230	192	1,725	41

Minimum Security & Re-Entry - Adult FEMALE						
	December	General	Programs &	Restricted		
	Ending	Population	Treatment	Infirmary	Down	Held
	Count	Vacancies	Vacancies	Vacancies	Beds	Beds
Madison	615	233	0	0	0	0
Jefferson Co. Re-Entry	79	2	0	0	0	1
Crane House	26	19	0	0	0	0
Total	720	254	0	0	0	1

Medium Security - Adult FEMALE						
Rockville	708	147	167	19	165	0
Total	708	147	167	19	165	0

Maximum Security - Adult FEMALE						
Women's Prison	557	109	47	11	0	3
Rockville Intake	153	67	0	0	0	0
Total	710	176	47	11	0	3

JAIL BED COUNT						
Adult Male	388	N/A	N/A	N/A	N/A	N/A
Adult Female	44	N/A	N/A	N/A	N/A	N/A
Total	432					

Table 1 (Cont.)

JUVENILE OFFENDERS

Juvenile Male

	December Ending Count	General Population Vacancies	Programs & Treatment Vacancies	Restricted Housing & Infirmery Vacancies	Down Beds	Held Beds
North Central Juvenile Correctional Facility	125	49	0	0	0	0
Pendleton Juvenile Correctional Facility	174	199	0	6	0	13
Total	299	248	0	6	0	13

Juvenile Female

LaPorte Juvenile Correctional Facility	44	15	0	2	0	1
--	----	----	---	---	---	---

TOTALS

	December Ending Count	General Population Vacancies	Programs & Treatment Vacancies	Restricted Housing & Infirmery Vacancies	Down Beds	Held Beds
GRAND TOTAL FOR ALL ADULT MALES (Includes Jail Bed Count and Contracted Beds)	21,168	1,326	704	323	2,951	101
TOTAL FOR ADULT MALES IDOC FACILITIES ONLY	20,715	1,282	695	323	2,951	101
GRAND TOTAL FOR ALL ADULT FEMALES (Includes Jail Bed Count and Contracted Beds)	2,182	577	214	30	165	4
TOTAL FOR ADULT FEMALES IDOC FACILITIES ONLY	2,112	556	214	30	165	3
TOTAL FOR JUVENILE MALES	299	248	0	6	0	13
TOTAL FOR JUVENILE FEMALES	44	15	0	2	0	1
GRAND TOTAL FOR THE DEPARTMENT (Includes Jail Bed Count and Contracted Beds)	23,693	2,166	918	361	3,116	119
GRAND TOTAL FOR THE DEPARTMENT (Excludes Jail Bed Count and Contracted Beds)	23,170	2,101	909	361	3,116	118

Sources: Planning Division Facility Body Count Report
 Planning Division Juvenile Daily Count Report
 OIS - Jail Bed Count
 Operational Support Services - Vacancy Report

Indiana Department of Correction
Table 2
Operational Capacity Compared to Population, by Facility
January 1, 2023

Minimum Security - Adult MALE					
	November Operational Capacity	December Operational Capacity	December Adjusted Operational Capacity*	December Ending Count	Percent +/- Capacity
Chain O'Lakes	102	102	101	93	-8%
Edinburgh	344	344	344	278	-19%
Miami - MCA	204	204	204	122	-40%
New Castle - NCA	204	204	204	151	-26%
Pendleton - IRO	220	220	220	0	-100%
Westville - WCA	379	379	331	239	-28%
Wabash Valley - WVA	<u>198</u>	<u>198</u>	<u>197</u>	125	<u>-37%</u>
Total	1,651	1,651	1,601	1,008	-37%

Re-Entry & Work Release - Adult MALE					
Bartholomew Co. Re-Entry	20	20	40	3	-93%
Chain O'Lakes Re-Entry	38	38	38	35	-8%
Lake Co. Re-Entry/M	10	10	10	5	-50%
South Bend Re-Entry	201	201	201	193	-4%
VOA/Hope Hall Re-Entry	40	40	40	18	-55%
Starke Co. PI - TC	<u>48</u>	<u>48</u>	39	39	0%
Total	357	357	368	293	-20%

Medium Security - Adult MALE					
Branchville	1,533	1,533	1,417	1,237	-13%
Correctional Industrial	1,495	1,495	1,005	945	-6%
Indiana State Prison ISO	385	385	384	373	-3%
Plainfield	1,608	1,608	1,466	1,423	-3%
Putnamville	2,519	2,519	2,001	1,857	-7%
Heritage Trail	964	964	907	875	-4%
Westville	2,913	2,913	2,669	2,441	-9%
New Castle	2,431	2,431	2,387	2,374	-1%
Total	13,848	13,848	12,236	11,525	-6%

Table 2 (Cont.)

Maximum Security - Adult MALE					
	November Operational Capacity	December Operational Capacity	December Adjusted Operational Capacity*	December Ending Count	Percent +/- Capacity
Miami	2,984	2,984	1,393	1,358	-3%
Indiana State Prison	2,077	2,077	1,985	1,964	-1%
Pendleton	1,474	1,474	1,330	1,321	-1%
Pendleton Treatment Unit	260	260	149	149	0%
ISR Secure Housing Unit	69	69	55	55	0%
New Castle Annex	486	486	407	340	-16%
New Castle Mental Health	128	128	111	111	0%
WCU Secure Housing Unit	138	138	131	131	0%
Wabash Valley	1,802	1,802	1,721	1,704	-1%
WVS Secure Housing Unit	216	216	173	173	0%
Reception Diag. Center	<u>695</u>	<u>695</u>	<u>648</u>	648	<u>0%</u>
Total	10,329	10,329	8,103	7,954	-2%

Minumum Security & Re-Entry - Adult FEMALE					
Madison	848	848	848	615	-27%
Jefferson Co. Re-Entry	82	82	81	79	-2%
Crane House	45	45	45	26	-42%
Total	975	975	974	720	-26%

Medium Security - Adult FEMALE					
Rockville	<u>1,206</u>	<u>1,206</u>	<u>855</u>	<u>708</u>	-17%
Total	1,206	1,206	855	708	-17%

Maximum Security - Adult FEMALE					
Women's Prison	727	727	642	557	-13%
Rockville Intake	<u>212</u>	<u>220</u>	<u>153</u>	153	<u>0%</u>
Total	939	947	795	710	-11%

JAIL BED COUNT**					
Adult Male	258	388	388	388	0%
Adult Female	44	<u>44</u>	<u>44</u>	<u>44</u>	<u>0%</u>
Total	302	432	432	432	0%

JUVENILE OFFENDERS					
	Juvenile Male				
North Central Juvenile Correctional Facility	174	174	174	125	-28%
Pendleton Juvenile Correctional Facility	<u>391</u>	<u>391</u>	<u>373</u>	<u>174</u>	<u>-53%</u>
Total	565	565	547	299	-45%

Table 2 (Cont.)

Juvenile Female

	November Operational Capacity	December Operational Capacity	December Adjusted Operational Capacity*	December Ending Count	Percent +/- Capacity
LaPorte Juvenile Correctional Facility	62	62	59	44	-25%

TOTALS					
	November Operational Capacity	December Operational Capacity	December Adjusted Operational Capacity*	December Ending Count	Percent +/- Capacity
GRAND TOTAL FOR ALL ADULT MALES (Includes Jail Bed Count and Contracted Beds)	26,443	26,573	22,696	21,168	-7%
TOTAL FOR ADULT MALES IDOC FACILITIES ONLY	26,067	26,067	22,179	20,715	-7%
GRAND TOTAL FOR ALL ADULT FEMALES (Includes Jail Bed Count and Contracted Beds)	3,164	3,172	2,668	2,182	-18%
TOTAL FOR ADULT FEMALES IDOC FACILITIES ONLY	3,075	3,083	2,579	2,112	-18%
TOTAL FOR JUVENILE MALES	565	565	547	299	-45%
TOTAL FOR JUVENILE FEMALES	62	62	59	44	-25%
GRAND TOTAL FOR THE DEPARTMENT (Includes Jail Bed Count** and Contracted Beds)	30,234	30,372	25,970	23,693	-9%
GRAND TOTAL FOR THE DEPARTMENT (Excludes Jail Bed Count and Contracted Beds)	29,769	29,777	25,364	23,170	-9%

*Adjusted Operational Capacity includes Intake Beds and excludes Down, Held, and Segregation/Infirmary, and Program/Treatment Hold Beds.

**Jail Bed Counts - IDOC offender Jail Bed holding is demand-based, therefore Jail Bed Percent Capacity is always 0%. Jail Bed Operational Capacity is determined by each county's availability and fluctuates from month to month.

Sources: Planning Division Facility Body Count Report
 Planning Division Juvenile Daily Count Report
 OIS - Jail Bed Count
 Operational Support Services - Vacancy Report

Indiana Department of Correction
Table 3
Facility Population on the First Day of Each Month
(Excludes County Jail "Back-ups" & Contracted Beds)

	Adult	Adult	Juvenile	Juvenile	
<u>2022</u>	<u>Male</u>	<u>Female</u>	<u>Male</u>	<u>Female</u>	<u>Total</u>
January	20,752	2,067	241	37	23,097
February	20,530	2,002	248	37	22,817
March	20,537	2,044	251	39	22,871
April	20,685	2,093	273	38	23,089
May	20,796	2,103	270	35	23,204
June	20,667	2,074	271	41	23,053
July	20,720	2,067	280	38	23,105
August	20,739	2,079	279	35	23,132
September	20,727	2,060	273	38	23,098
October	20,700	2,087	284	39	23,110
November	20,794	2,090	288	42	23,214
December	20,719	2,118	300	40	23,177
<u>2023</u>	<u>Adult</u>	<u>Adult</u>	<u>Juvenile</u>	<u>Juvenile</u>	<u>Total</u>
	<u>Male</u>	<u>Female</u>	<u>Male</u>	<u>Female</u>	
January	20,715	2,112	299	44	23,170

Source: Research Division Juvenile Daily Count Report

Indiana Department of Correction
Table 4
Parole Caseload on January 11th, 2023

<u>Parole District</u>	Indiana Parolees		Other Jurisdiction		<u>Total</u>
	<u>Adult Male</u>	<u>Adult Female</u>	<u>Adult Male</u>	<u>Adult Female</u>	
<i>Interstate Compact (PD0)*</i>	264	19	479	69	831
	<i>District Supervision Breakdown as follows:</i>				
Re-Entry Parole (PD1)	318	32	34	2	386
Fort Wayne (PD2)	724	70	44	5	843
Indianapolis (PD3)	1146	79	79	11	1,315
Evansville (P4A)	480	45	34	11	570
Terre Haute (P4B)	447	58	25	9	539
Bloomington (PD5)	351	41	27	5	424
Gary (PD6)	407	24	88	7	526
New Castle (PD7)	686	78	41	6	811
South Bend (PD8)	684	52	58	5	799
Madison (PD9)	335	42	49	8	434
Total	5,842	540	479	69	6,930

Total Parole Population on the First Day of Each Month

<u>Calendar Year 2022</u>	Indiana Parolees		Other Jurisdiction		<u>Total</u>
	<u>Adult Male</u>	<u>Adult Female</u>	<u>Adult Male</u>	<u>Adult Female</u>	
January	5,230	511	520	63	6,324
February	5,244	505	516	64	6,329
March	5,256	504	510	63	6,333
April	5,284	508	502	69	6,363
May	5,326	499	498	70	6,393
June	5,376	522	506	73	6,477
July	5,413	521	504	74	6,512
August	5,525	526	492	71	6,614
September	5,618	508	493	67	6,686
October	5,682	506	483	67	6,738
November	5,800	519	471	69	6,859
December	5,842	540	479	69	6,930

* Includes Indiana parolees who are serving their parole in another state, as well as offenders from other States being supervised in Indiana (Interstate Compact)

Sources: Juvenile Services
Parole Division



Adult Offender Statistics



Indiana Department of Correction
Table 5
Monthly Admissions and Releases- Adult Offenders
(Includes County Jail "Back-ups" & Contracted Beds)
December 2022

Admissions	Male	Female	Total
New Commitments	311	52	363
Parole Violators - New Commits	12	3	15
Parole Violators - Technical	57	7	64
Unsentenced (Safekeepers)	0	0	0
Return from Esc - Sec/NonSec Facility	0	0	0
Return from Escape - Non-Secure Facility	0	0	0
Return from Escape - CTP Absconds	0	0	0
Court Supervision Violators - New Commits	40	7	47
Court Supervision Violators - Technical	158	25	183
Return from CTP - New Commits	2	0	2
Return from CTP - Technical	4	3	7
Unknown (Missing Data)	0	0	0
Total Admissions	584	97	681

Releases	Male	Female	Total
Parole	381	55	436
Probation	249	39	288
Escape Secure Facility	0	0	0
Walk-Away - Non-Secure Facility	0	0	0
Discharged	73	13	86
Unsentenced Discharged	2	1	3
Other (i.e. Death)	11	0	11
Community Transition Program (CTP)	46	10	56
CTP Absconds	0	0	0
Unknown (Missing Data)	0	0	0
Total Releases	762	118	880

Of the 311 new commitments of male felons, 157 (50.5%) had a prior commitment.

Of the 52 new commitments of female felons, 19 (36.5%) had a prior commitment.

Effective July 1, 1998, misdemeanants are to be committed to DOC only under special circumstances (IC 11-12-6)

Sources: SAS-prsadm8.pgm, SAS - prisrel8.pgm

Indiana Department of Correction
Table 6
New Admissions by County of Commitment - Adult Offenders

December 2022

County	Felony Level												Total	County	Felony Level												Total
	Murder	FA	FB	FC	FD	F1	F2	F3	F4	F5	F6	Other*			Murder	FA	FB	FC	FD	F1	F2	F3	F4	F5	F6	Other*	
Adams	0	0	0	0	0	0	0	0	0	1	0	0	1	Madison	1	0	1	0	0	1	1	1	1	9	11	0	26
Allen	2	0	1	0	1	0	2	6	7	18	14	0	51	Marion	3	3	1	4	0	2	6	20	27	59	1	0	126
Bartholomew	0	0	0	0	0	1	0	0	2	0	2	0	5	Marshall	0	0	0	0	0	0	0	0	2	3	0	0	5
Benton	0	0	0	0	0	0	0	0	0	0	0	0	0	Martin	0	0	0	0	0	0	0	0	0	0	1	0	1
Blackford	0	0	0	0	0	0	0	0	1	0	4	0	5	Miami	0	0	0	0	0	0	0	0	0	1	0	0	1
Boone	0	0	0	0	0	0	0	0	0	3	1	0	4	Monroe	0	0	0	0	0	0	0	0	2	0	0	0	2
Brown	0	0	0	0	0	0	0	0	1	1	1	0	3	Montgomery	0	0	0	0	0	1	0	1	2	0	1	0	5
Carroll	0	0	0	0	0	0	0	0	1	0	1	0	2	Morgan	0	0	0	0	0	0	1	2	0	0	0	0	3
Cass	0	0	0	0	0	1	0	2	0	1	2	0	3	Newton	0	0	0	0	0	0	0	0	0	0	0	0	0
Clark	0	0	1	0	0	0	1	0	0	0	1	0	3	Noble	0	0	0	0	0	0	0	0	1	3	2	0	6
Clay	0	0	0	0	0	0	0	1	0	0	1	0	2	Ohio	0	0	0	0	0	0	0	0	0	0	0	0	0
Clinton	0	0	0	0	0	0	0	2	0	1	2	0	5	Orange	0	0	0	0	0	0	1	0	0	0	0	0	1
Crawford	0	0	0	0	0	0	0	0	0	0	0	0	0	Owen	0	0	0	0	0	0	0	0	0	2	0	0	2
Daviess	0	0	1	0	0	0	0	1	1	2	0	0	5	Parke	0	0	0	0	0	0	0	0	0	0	0	0	0
Dearborn	0	0	1	0	0	1	1	1	3	5	0	0	12	Perry	0	0	0	0	0	0	0	1	0	0	1	0	2
Decatur	0	0	0	0	0	0	1	0	1	6	1	0	9	Pike	0	0	0	0	0	0	0	1	0	0	1	0	2
DeKalb	0	0	0	1	0	0	0	0	1	1	0	0	3	Porter	0	0	0	0	0	0	0	0	0	3	0	0	3
Delaware	0	0	0	0	0	1	0	1	0	2	0	0	4	Posey	0	0	0	0	0	0	0	1	1	1	1	0	4
Dubois	0	0	0	0	0	0	1	1	1	3	1	0	7	Pulaski	0	0	0	0	0	0	0	0	0	2	0	0	2
Elkhart	0	1	1	0	0	0	0	6	5	7	2	0	22	Putnam	0	0	0	0	0	0	0	0	2	0	0	0	2
Fayette	0	0	0	0	0	0	0	0	1	1	0	0	2	Randolph	0	0	0	0	0	0	0	0	1	0	0	0	1
Floyd	0	0	0	0	0	0	0	1	2	2	0	0	5	Ripley	0	0	0	0	0	0	0	0	0	0	0	0	0
Fountain	0	0	0	0	0	0	0	0	0	0	1	0	1	Rush	0	0	0	0	0	0	0	0	0	2	0	0	2
Franklin	0	0	0	0	0	0	0	0	0	1	0	0	1	St. Joseph	0	0	0	0	0	0	0	3	2	9	6	0	20
Fulton	0	0	0	0	0	0	0	1	0	0	0	0	1	Scott	0	0	0	0	0	0	0	1	1	0	0	0	2
Gibson	0	0	0	0	0	1	0	0	0	0	1	0	2	Shelby	0	0	0	0	0	0	0	2	0	3	2	0	7
Grant	0	0	0	0	0	0	0	0	1	0	1	0	2	Spencer	0	0	0	0	0	0	0	0	0	1	1	0	2
Greene	0	0	0	0	0	0	0	0	0	1	1	0	2	Starke	0	0	0	0	0	1	0	0	1	0	0	0	2
Hamilton	0	0	0	0	0	1	2	1	3	7	2	0	16	Steuben	0	0	0	0	0	0	0	0	0	1	0	0	1
Hancock	0	0	0	0	0	0	0	0	0	2	0	0	2	Sullivan	0	0	0	0	0	0	0	0	0	0	0	0	0
Harrison	0	0	0	0	0	0	0	0	1	2	0	0	3	Switzerland	0	0	0	0	0	0	0	0	0	1	0	0	1
Hendricks	1	0	1	0	0	0	0	1	3	0	0	0	6	Tippecanoe	1	0	0	1	0	0	0	2	5	3	0	0	12
Henry	0	0	0	0	0	0	1	0	0	2	1	0	4	Tipton	0	0	0	0	0	0	0	0	0	0	0	0	0
Howard	0	1	0	0	0	0	0	1	1	1	0	0	4	Union	0	0	0	0	0	0	0	0	0	0	0	0	0
Huntington	0	0	0	1	0	0	1	0	1	1	3	0	7	Vanderburgh	1	0	0	0	0	1	3	2	4	15	9	0	35
Jackson	0	0	0	0	0	0	0	2	1	1	0	0	4	Vermillion	0	0	0	0	0	0	0	1	0	1	0	0	2
Jasper	0	0	0	0	0	0	0	0	0	1	0	0	1	Vigo	0	0	0	0	0	0	3	1	4	4	1	0	13
Jay	0	0	0	0	0	0	0	0	2	1	1	0	4	Wabash	0	0	0	0	0	0	0	1	0	4	1	0	6
Jefferson	0	0	0	0	0	0	0	0	2	4	2	0	8	Warren	0	0	0	0	0	0	0	0	0	1	0	0	1
Jennings	0	0	0	0	0	0	0	0	0	1	0	0	1	Warrick	0	0	0	0	0	1	0	0	0	0	0	0	1
Johnson	0	0	0	0	0	0	2	3	5	6	3	0	19	Washington	0	0	0	0	0	0	0	1	1	1	1	0	4
Knox	0	0	0	0	0	0	0	0	0	0	0	0	0	Wayne	0	0	0	0	0	0	1	2	1	1	0	0	5
Kosciusko	0	0	0	0	0	0	0	1	0	2	0	0	3	Wells	0	0	0	0	0	0	0	0	1	2	3	0	6
LaGrange	0	0	0	0	0	0	0	1	1	0	2	0	4	White	0	0	0	0	0	0	0	0	1	0	0	0	1
Lake	1	0	0	0	0	0	0	3	2	9	0	0	15	Whitley	0	0	0	0	0	0	0	0	1	0	0	0	1
LaPorte	0	0	0	0	0	0	0	0	2	1	0	0	3	Unknown	0	0	0	0	0	0	0	0	0	0	0	0	0
Lawrence	0	0	0	0	0	0	0	0	0	1	4	0	5	Totals	10	5	8	7	1	13	28	79	114	230	98	0	593

Data based on Most Serious Offense and includes only New- and Reccommitments.
Parole violators are not included.
*"Other" may include missing, habitual offense, contempt of court, or misdemeanor.
***"Unknown" represents offenders who were sentenced to DOC, but County of Commitment data was unavailable.
Source: Prsadm7.pgm

Indiana Department of Correction

Table 7

Release Type by County of Commitment - Adult Offenders

December 2022

County	Release Type				Total	County	Release Type				Total
	Parole	Probation	Discharged	CTP			Parole	Probation	Discharged	CTP	
Adams	2	3	0	0	5	Madison	28	11	3	2	44
Allen	29	20	8	7	64	Marion	79	59	22	1	161
Bartholomew	6	2	0	2	10	Marshall	3	5	1	2	11
Benton	1	0	0	0	1	Martin	1	0	0	1	2
Blackford	0	1	1	0	2	Miami	2	0	0	0	2
Boone	1	4	1	0	6	Monroe	3	1	1	0	5
Brown	2	0	0	0	2	Montgomery	3	0	2	0	5
Carroll	2	0	0	0	2	Morgan	6	0	0	1	7
Cass	4	3	0	2	9	Newton	1	1	0	0	2
Clark	4	5	0	0	9	Noble	3	5	0	0	8
Clay	2	1	3	0	6	Ohio	0	1	0	0	1
Clinton	1	1	1	1	4	Orange	2	1	0	0	3
Crawford	1	0	0	0	1	Owen	0	2	0	0	2
Daviess	2	2	0	0	4	Parke	5	0	0	0	5
Dearborn	5	8	3	0	16	Perry	3	0	0	0	3
Decatur	3	5	0	1	9	Pike	2	0	0	0	2
DeKalb	4	1	0	1	6	Porter	1	1	0	0	2
Delaware	4	3	0	0	7	Posey	2	0	0	0	2
Dubois	4	0	0	0	4	Pulaski	1	0	0	2	3
Elkhart	14	13	2	1	30	Putnam	1	0	1	0	2
Fayette	2	5	0	1	8	Randolph	0	2	0	0	2
Floyd	4	4	0	0	8	Ripley	0	2	0	0	2
Fountain	1	1	0	2	4	Rush	0	0	4	1	5
Franklin	0	0	1	0	1	St. Joseph	15	6	1	1	23
Fulton	1	0	0	0	1	Scott	3	4	1	0	8
Gibson	2	0	0	0	2	Shelby	8	7	0	0	15
Grant	2	2	0	2	6	Spencer	1	0	0	0	1
Greene	5	3	0	0	8	Starke	2	0	0	0	2
Hamilton	12	2	2	0	16	Steuben	3	0	0	0	3
Hancock	3	1	0	0	4	Sullivan	0	2	0	0	2
Harrison	2	1	0	0	3	Switzerland	1	1	0	0	2
Hendricks	3	1	0	0	4	Tippecanoe	10	15	2	3	30
Henry	7	1	0	0	8	Tipton	0	0	0	0	0
Howard	1	4	1	2	8	Union	0	0	0	0	0
Huntington	7	8	4	0	19	Vanderburgh	18	7	1	7	33
Jackson	4	3	0	2	9	Vermillion	3	0	0	0	3
Jasper	3	0	1	0	4	Vigo	3	5	0	0	8
Jay	4	3	0	0	7	Wabash	3	6	2	2	13
Jefferson	9	4	1	2	16	Warren	1	0	0	0	1
Jennings	1	2	2	1	6	Warrick	1	0	0	0	1
Johnson	6	5	6	1	18	Washington	4	4	0	1	9
Knox	3	0	0	0	3	Wayne	6	3	3	1	13
Kosciusko	4	4	0	0	8	Wells	3	3	1	0	7
LaGrange	0	2	0	0	2	White	0	0	0	0	0
Lake	12	2	2	3	19	Whitley	0	1	0	0	1
LaPorte	6	1	1	0	8	Unknown	0	0	3	0	3
Lawrence	10	2	1	0	13	Totals	436	288	89	56	869

This data excludes Temporary Moves, Safekeepers, Predispositions, Escapes, Deaths, releases from CTP and releases from Out of State Parole.

*"Unknown" represents offenders who were sentenced to DOC, but County of Commitment data was unavailable.

Source: prisrel7.pgm

Indiana Department of Correction
Table 8
The Number of Department of Correction Offenders
Held in County Jails*
January 1, 2023

<u>County</u>	<u>Adult Male</u>	<u>Adult Female</u>	<u>County</u>	<u>Adult Male</u>	<u>Adult Female</u>	<u>County</u>	<u>Adult Male</u>	<u>Adult Female</u>
Adams	1	1	Hendricks	0	0	Pike	1	0
Allen	7	2	Henry**	4	0	Porter	5	0
Bartholomew	5	0	Howard	6	2	Posey	4	0
Benton	2	0	Huntington	7	1	Pulaski**	8	1
Blackford**	2	0	Jackson	6	1	Putnam**	2	0
Boone	3	0	Jasper	1	0	Randolph	2	0
Brown	0	0	Jay	3	1	Ripley	3	0
Carroll	1	1	Jefferson	4	1	Rush	1	0
Cass	7	0	Jennings	3	0	St. Joseph	10	1
Clark	9	2	Johnson	17	3	Scott	4	1
Clay	0	0	Knox**	0	0	Shelby	2	2
Clinton	4	1	Kosciusko	3	0	Spencer**	1	0
Crawford**	1	0	LaGrange	3	0	Starke	2	0
Daviess	1	0	Lake	9	1	Steuben	4	0
Dearborn	11	1	LaPorte	1	0	Sullivan	0	0
Decatur	4	0	Lawrence	8	0	Switzerland	2	0
DeKalb	2	0	Madison	16	4	Tippecanoe	18	0
Delaware	3	0	Marion	44	5	Tipton	0	0
Dubois	6	0	Marshall	3	1	Union	1	0
Elkhart	15	1	Martin	0	0	Vanderburgh	6	3
Fayette	1	0	Miami	6	1	Vermillion	3	0
Floyd	3	0	Monroe	3	0	Vigo	9	1
Fountain	2	0	Montgomery	3	0	Wabash	2	1
Franklin	5	0	Morgan	2	1	Warren	1	0
Fulton	0	0	Newton	0	0	Warrick	1	0
Gibson	1	0	Noble	7	1	Washington	1	0
Grant	0	0	Ohio	0	0	Wayne	8	0
Greene	1	0	Orange**	4	1	Wells**	7	0
Hamilton	8	1	Owen	3	0	White	0	0
Hancock	3	0	Parke	0	0	Whitley	2	0
Harrison**	3	0	Perry	1	0	Total	388	44

* Data is based on known frequencies reported by the counties; some county data may be missing

** County Jail Substance Abuse Programs

Source: Offender Movement

Indiana Department of Correction
Table 9
Community Transition Program
Average Daily Populations

<u>Month</u>	<u>2017</u>	<u>2018</u>	<u>2019</u>	<u>2020</u>	<u>2021</u>	<u>2022</u>
January	465	392	382	338	301	264
February	475	402	379	338	304	275
March	475	411	372	317	300	286
April	481	441	376	278	291	281
May	487	443	396	279	270	267
June	481	398	379	241	291	244
July	445	386	393	256	293	222
August	421	395	336	254	275	220
September	400	387	330	262	270	200
October	385	384	324	259	271	184
November	389	366	323	270	261	169
December	<u>372</u>	<u>381</u>	<u>339</u>	<u>275</u>	<u>262</u>	<u>171</u>
YEARLY AVERAGE	440	399	361	281	282	232

Source: CTP Database and OIS Warmbody

Indiana Department Of Correction
Table 10
Community Transition Program
December 2022 Release Information (Felony Level A-D)

Total number of offenders eligible to be released =		87
Felony A and B total =	75	
Felony C total =	8	
Felony D total =	0	
Murder =	4	
Total number of offenders transitioned to counties for CTP =		3
By default (lack of response from judge)		
Felony A or B =	0	
Felony C =	0	
Felony D =	0	
By approval by court order from judge		
Felony A or B =	3	
Felony C =	0	
Felony D =	0	
Murder =	0	
Total number of offenders transitioned to counties then returned to DOC due to refusal (court ordered denial upon receipt of offender) =		0
Total number of court ordered denials =		47
Felony A or B =	40	
Felony C =	6	
Felony D =	0	
Murder =	1	
Total number of Felony A or B, or Murder denials by default (no response from judge) =		22
Total number of offenders who became ineligible after eligibility determined but prior to CTP commencement date (reasons include change in Earliest Possible Release Date, change in warrant status, released to probation or to parole, other miscellaneous) =		15
Felony A or B =	13	
Felony C =	2	
Felony D =	0	
Murder =	0	

Source: SAS - CTP2 Adms

Indiana Department Of Correction
Table 10
Community Transition Program
December 2022 Release Information (Felony Level 1-6)

Total number of offenders eligible to be released =		304
Felony 1 and 2 total =	9	
Felony 3 and 4 total =	136	
Felony 5 and 6 total =	159	
Total number of offenders transitioned to counties for CTP =		53
By default (lack of response from judge)		
Felony 1 and 2 total =	0	
Felony 3 and 4 total =	1	
Felony 5 and 6 total =	11	
By approval by court order from judge		
Felony 1 and 2 total =	5	
Felony 3 and 4 total =	28	
Felony 5 and 6 total =	8	
Total number of offenders transitioned to counties then returned to DOC due to refusal (court ordered denial upon receipt of offender) =		0
Total number of court ordered denials =		135
Felony 1 and 2 total =	1	
Felony 3 and 4 total =	56	
Felony 5 and 6 total =	78	
Total number of Felony 1 or 2 denials by default (no response from judge) =		2
Total number of offenders who became ineligible after eligibility determined but prior to CTP commencement date (reasons include change in Earliest Possible Release Date, change in warrant status, released to probation or to parole, other miscellaneous) =		77
Felony 1 and 2 total =	1	
Felony 3 and 4 total =	14	
Felony 5 and 6 total =	62	

Indiana Department of Correction
Table 11
Total Number of Felony Offenses
Committed to the Indiana Department of Correction

December 2022

Felony Level	Primary Offense	Secondary Offense	Dec-22		This Calendar Year	
			SEX		SEX	
			F	M	F	M
A Felony	Burglary (35-43-2-1)		-	1	-	4
	Child Molesting (35-42-4-3)		-	4	-	33
	Criminal Deviate Conduct (35-42-4-2)		-	-	-	5
	Dealing Cocaine or Narcotic Drug (35-48-4-1)		1	4	2	14
	Dealing Methamphetamine (35-48-4-1.1)		-	-	-	5
	Dealing Sched I, II, or III Cntrld Sub (35-48-4-2)		-	-	2	4
	Kidnapping (35-42-3-2)		-	-	-	1
	Rape (35-42-4-1)		-	1	-	6
	Robbery (35-42-5-1)		-	-	1	2
	Voluntary Manslaughter (35-42-1-3)		-	-	1	2
A Felony Total			1	10	6	76

Felony Level	Primary Offense	Secondary Offense	Dec-22		This Calendar Year		
			SEX		SEX		
			F	M	F	M	
B Felony	Aggravated Battery (35-42-2-1.5)		-	-	1	2	
	Arson (35-43-1-1)		-	1	-	4	
	Burglary (35-43-2-1)		-	2	1	41	
	Carjacking (35-42-5-2)		-	-	-	1	
	Child Molesting (35-42-4-3)		-	1	-	3	
	Criminal Confinement (35-42-3-3)		-	-	-	3	
	Criminal Deviate Conduct (35-42-4-2)		-	-	-	1	
	Dealing Cocaine or Narcotic Drug (35-48-4-1)		-	-	3	18	
	Dealing Methamphetamine (35-48-4-1.1)		-	3	4	22	
	Dealing Sched I, II, or III Cntrld Sub (35-48-4-2)		-	-	1	9	
	Escape/Failure to Return (35-44-3-5)		-	-	-	1	
	Felon in Possession of a Firearm (35-47-4-5)		-	1	-	6	
	Human Sexual Trafficking (35-42-3.5)		-	-	-	1	
	Incest (35-46-1-3)		1	-	1	3	
	Operating Vehicle Intoxicated/Death (9-30-5-5)		-	-	-	2	
	Possession Methamphetamine (35-48-4-6.1)		-	-	-	1	
	Possession of Cocaine or Narcotic Drug (35-48-4-6)		-	-	1	3	
	Robbery (35-42-5-1)		-	2	-	23	
	Sexual Misconduct with a Minor (35-42-4-9)		-	-	-	12	
	Voluntary Manslaughter (35-42-1-3)		-	-	-	1	
	B Felony Total			1	10	12	157

Felony Level	Primary Offense	Secondary Offense	Dec-22		This Calendar Year	
			SEX		SEX	
			F	M	F	M
C Felony	Arson (35-43-1-1)		-	-	1	-
	Auto Theft, Receiving Stolen Parts (35-43-4-2.5)		-	-	-	1
	Battery (35-42-2-1)		-	-	1	3
	Burglary (35-43-2-1)		-	1	-	11
	Child Molesting (35-42-4-3)		-	5	-	23
	Corrupt Business Influence (35-45-6-2)		-	-	1	1
	Criminal Confinement (35-42-3-3)		-	-	-	2
	Dealing Sched IV Controlled Substance (35-48-4-3)		-	-	-	1
	Driving After Forfeiture (9-12-3-2)		-	1	-	1
	Forgery (35-43-5-2)		-	2	2	12
	Neglect of a Dependent (35-46-1-4)		-	1	1	3
	Non-Support of Dependent Child (35-46-1-5)		-	1	-	7
	Operating Vehicle Intoxicated/Death (9-30-5-5)		-	-	-	1
	Operating Vehicle w/Lifetime Suspension (9-30-10-17)		-	-	-	2
	Possession Methamphetamine (35-48-4-6.1)		-	-	-	2
	Possession of Cocaine or Narcotic Drug (35-48-4-6)		-	-	-	1
	Possession of Controlled Substance (35-48-4-7)		-	-	-	1
	Reckless Homicide (35-42-1-5)		-	-	-	1
	Robbery (35-42-5-1)		-	-	-	9
	Sexual Battery (35-42-4-8)		-	-	-	1
Sexual Misconduct with a Minor (35-42-4-9)		-	-	-	2	
C Felony Total			0	11	6	85

Felony Level	Primary Offense	Secondary Offense	Dec-22		This Calendar Year		
			SEX		SEX		
			F	M	F	M	
D Felony	Auto Theft, Receiving Stolen Parts (35-43-4-2.5)		-	1	-	3	
	Child Molesting (35-42-4-3)		-	-	-	1	
	Child Seduction (35-42-4-7)		-	-	-	2	
	Child Solicitation (35-42-4-6)		-	-	-	1	
	Criminal Recklessness (35-42-2-2)		-	-	-	1	
	Domestic Battery (35-42-2-1.3)		-	-	-	1	
	Driving While Suspended/Oper Veh HTV (9-30-10-16)		-	-	-	2	
	Fraud (35-43-5-4)		-	-	-	1	
	Identity Deception (35-43-5-3.5)		-	1	-	1	
	Intimidation (35-45-2-1)		-	-	-	1	
	Maintaining a Common Nuisance (35-48-4-13)		-	-	-	1	
	Neglect of a Dependent (35-46-1-4)		-	-	-	2	
	Non-Support of a Child (35-46-1-5)		-	-	-	3	
	Operating Vehicle Intox-Prior (9-30-5-3)		-	-	2	2	
	Poss. of Marijuana, Hash Oil, or Hashish (35-48-4-11)		-	1	-	1	
	Possession - Syringe/Needle (16-42-19-18)		-	-	-	1	
	Possession of Cocaine or Narcotic Drug (35-48-4-6)		-	-	1	2	
	Possession of Controlled Substance (35-48-4-7)		-	-	-	4	
	Resisting Law Enforcement (35-44-3-3)		-	1	-	4	
	Sale of Legend Drug (16-42-19-11)		-	-	-	1	
	Sexual Battery (35-42-4-8)		-	-	-	1	
	Strangulation (35-42-2-9)		-	1	-	1	
	Theft, Receiving Stolen Property (35-43-4-2)		-	1	1	8	
	Vicarious Sexual Gratification (35-42-4-5)		-	-	-	1	
	D Felony Total			0	6	4	46

Felony Level	Primary Offense	Secondary Offense	Dec-22		This Calendar Year	
			SEX		SEX	
			F	M	F	M
Level 1 Felony	Aggravated Battery (35-42-2-1.5)		-	-	1	2
	Aiding, Inducing or Causing an Offense (35-41-2-4)	Murder (35-42-1-1)	-	-	1	2
	Attempted Murder (35-42-1-1(1))		-	-	-	1
	Attempt to Commit a Felony (35-41-5-1)		-	-	-	1
		Child Molesting (35-42-4-3)	-	-	-	7
		Murder (35-42-1-1)	-	1	3	29
		Sexual Misconduct with a Minor (35-42-4-9)	-	-	-	1
			-	-	-	6
	Burglary (35-43-2-1)		1	11	5	149
	Child Molesting (35-42-4-3)		-	-	-	-
	Conspiracy (35-41-5-2)	Murder (35-42-1-1)	-	-	3	2
	Criminal Gang Enhancement (35-50-2-15)		-	-	-	1
	Dealing a Substance Resulting in Death (35-42-1-1.5)		-	2	3	6
	Firearm Enhancement (35-50-2-11)		-	-	1	3
	Habitual Offender (35-50-2-8)		-	-	1	4
Neglect of a Dependent/Death (35-46-1-4)		1	1	4	8	
Rape (35-42-4-1)		-	2	-	9	
Level 1 Felony Total			2	17	22	231

Felony Level	Primary Offense	Secondary Offense	Dec-22		This Calendar Year	
			SEX		SEX	
			F	M	F	M
Level 2 Felony	Aiding, Inducing or Causing an Offense (35-41-2-4)	Dealing Methamphetamine (35-48-4-1.1)	-	-	-	2
		Robbery (35-42-5-1)	-	-	-	1
		Voluntary Manslaughter (35-42-1-3)	-	-	-	1
	Attempt to Commit a Felony (35-41-5-1)	Burglary (35-43-2-1)	-	-	-	1
		Robbery (35-42-5-1)	-	-	-	3
		Voluntary Manslaughter (35-42-1-3)	-	-	-	2
			-	-	-	1
	Battery (35-42-2-1)		-	2	1	15
	Burglary (35-43-2-1)		-	-	-	-
	Child Seduction (35-42-4-7)		1	-	1	1
	Conspiracy (35-41-5-2)	Murder (35-42-1-1)	-	-	2	2
	Dealing Cocaine or Narcotic Drug (35-48-4-1)		-	10	9	77
	Dealing Methamphetamine (35-48-4-1.1)		4	17	67	205
	Dealing Sched I, II, or III Cntrl'd Sub (35-48-4-2)		-	1	4	23
	Habitual Offender (35-50-2-8)		-	-	2	2
	Kidnapping (35-42-3-2)		-	-	-	1
	Manufacturing Methamphetamine (35-42-4-5)		-	-	-	1
	Pharmacy Robbery (35-42-5-1)		-	-	-	1
	Possession - Destruct Device (35-47.5-5-2)		-	-	-	2
	Robbery (35-42-5-1)		-	1	4	27
Sexual Misconduct with a Minor (35-42-4-9)		-	-	-	1	
Vicarious Sex Gratification (35-42-4-5)		-	-	-	1	
Voluntary Manslaughter (35-42-1-3)		-	1	6	32	
Level 2 Felony Total			5	32	96	402

Felony Level	Primary Offense	Secondary Offense	Dec-22		This Calendar Year	
			SEX		SEX	
			F	M	F	M
Level 3 Felony	Accident/Failure to Stop-Serious Inj/Death (9-26-1-1.1)		1	-	4	5
	Aggravated Battery (35-42-2-1.5)		2	7	10	101
	Aiding, Inducing or Causing an Offense (35-41-2-4)	Aggravated Battery (35-42-2-1.5)	-	-	1	2
		Dealing Methamphetamine (35-48-4-1.1)	-	-	1	2
		Rape (35-42-4-1)	-	-	-	1
		Robbery (35-42-5-1)	-	-	1	4
	Arson (35-43-1-1)		-	-	2	-
	Attempt to Commit a Felony (35-41-5-1)	Aggravated Battery (35-42-2-1.5)	-	-	-	4
		Child Molesting (35-42-4-3)	-	-	-	1
		Robbery (35-42-5-1)	-	-	-	9
		Vicarious Sexual Gratification (35-42-4-5)	-	-	-	1
	Battery (35-42-2-1)		-	-	4	11
	Burglary (35-43-2-1)		1	3	3	18
	Child Molesting (35-42-4-3)		-	-	3	39
	Conspiracy (35-41-5-2)	Robbery (35-42-5-1)	-	-	-	2
	Criminal Confinement (35-42-3-3)		-	2	1	41
	Dealing Cocaine or Narcotic Drug (35-48-4-1)		1	10	14	74
	Dealing Methamphetamine (35-48-4-1.1)		-	17	34	126
	Dealing Sched I, II, or III Cntrld Sub (35-48-4-2)		-	1	3	6
	Dealing Sched IV Cntrld Sub (35-48-4-3)		-	2	2	7
	Domestic Battery SBI Under 14 (35-42-2-1.3A)		-	-	-	2
	Habitual Offender (35-50-2-8)		-	1	-	2
	Human Sexual Trafficking (35-42-3-5-1)		-	-	1	5
	Kidnapping (35-42-3-2)		-	-	-	4
	Manufacturing Meth (35-48-4-1.2)		-	-	-	2
	Neglect of a Dependent/Death (35-46-1-4)		-	3	15	25
	Possession of Cocaine or Narcotic Drug (35-48-4-6)		-	1	5	24
	Possession of Meth (35-48-4-6.1)		1	10	31	69
	Rape (35-42-4-1)		-	5	1	54
	Resisting Law Enforcement (35-44.1-3-1)		-	-	-	6
Robbery (35-42-5-1)		2	24	31	280	
Vicarious Sexual Gratification (35-42-4-5)		-	-	-	1	
Level 3 Felony Total			8	86	167	928

Felony Level	Primary Offense	Secondary Offense	Dec-22		This Calendar Year	
			SEX		SEX	
			F	M	F	M
Level 4 Felony	Aiding, Inducing or Causing an Offense (35-41-2-4)	Burglary (35-43-2-1)	-	-	-	4
	Arson (35-43-1-1)		-	1	2	50
	Attempt to Commit a Felony (35-41-5-1)	Arson (35-43-1-1)	1	2	1	3
		Burglary (35-43-2-1)	-	-	-	5
		Child Molesting (35-42-4-3)	-	1	-	1
		Conspiracy (35-41-5-2)	-	-	-	1
		Escape (35-44.1-3-4)	-	-	-	1
	Burglary (35-43-2-1)		2	14	39	229
	Child Exploitation (35-42-4-4)		-	4	1	24
	Child Molesting (35-42-4-3)		-	7	1	184
	Child Solicitation (35-42-4-6)		1	-	1	25
	Conspiracy (35-41-5-2)	Dealing Methamphetamine (35-48-4-1.1)	-	-	1	2
	Criminal Confinement (35-42-3-3)		-	-	1	8
	Dealing Cocaine or Narcotic Drug (35-48-4-1)		-	5	12	67
	Dealing Methamphetamine (35-48-4-1.1)		4	17	64	160
	Dealing Sched I, II, or III Cntrld Sub (35-48-4-2)		2	5	8	15
	Dealing Sched IV Controlled Substance (35-48-4-3)		-	-	1	3
	Escape (35-44.1-3-4)		-	-	-	8
	Felon in Possession of a Firearm (35-47-4-5)		-	46	12	409
	Habitual Offender (35-50-2-8)		-	1	1	4
	Human Sexual Trafficking (35-42-3-5-1)		-	-	-	3
	Incest (35-46-1-3)		1	-	1	7
	Kidnapping(35-42-3-2)		-	-	-	1
	Leaving Scene of Accident with Serious Bodily Injury (9-26-1-1.1)		-	2	2	9
	Manufacturing Meth (35-48-4-1.2)		-	-	1	6
	Operating Machine Gun / Bomb (35-47-5-9)		-	-	-	1
	Operating Motor Vehicle While Intoxicated - Catastrophic Injury (9-30-5-5(A3))		-	-	1	-
	Operating Motor Vehicle While Intoxicated - Death Schedule I,II (9-30-5-5(A2))		-	-	-	1
	Operating Vehicle Intoxicated/Death (9-30-5-5)		1	4	12	32
	Operating a Vehicle While Intoxicated Causing Serious Bodily Injury (9-30-5-4(A2))		-	1	2	5
Pharmacy Robbery (35-42-5-1(b))		-	-	-	2	
Possession of Cocaine or Narcotic Drug (35-48-4-6)		-	3	4	33	
Possession of Dangerous Device (35-44.1-3-7)		-	-	-	4	
Possession of Meth (35-48-4-6.1)		6	7	46	142	
Promoting Prostitution, under 18 (35-45-4-4)		-	-	-	1	
Sexual Battery (35-42-4-8)		-	-	-	7	
Sexual Misconduct with a Minor (35-42-4-9)		-	2	2	85	
Stalking (35-45-10-5)		-	-	-	2	
Vicarious Sexual Gratification (35-42-4-5)		-	-	-	3	
Level 4 Felony Total			18	122	216	1547

Felony Level	Primary Offense	Secondary Offense	Dec-22		This Calendar Year		
			SEX F	SEX M	SEX F	SEX M	
Level 5 Felony	Aiding, Inducing or Causing an Offense (35-41-2-4)	Burglary (35-43-2-1)	-	-	-	2	
		Corrupt Bus Influence (35-45-6-2)	-	-	-	1	
		Dealing in Methamphetamine (35-48-4-1.1)	-	-	1	-	
		Reckless Homicide (35-42-1-5)	-	1	-	1	
		Robbery (35-42-5-1)	-	1	1	1	
		Theft, Recv Stolen Prop (35-43-4-2)	-	-	-	1	
		Assisting a Criminal (35-44.1-2-5)	-	-	1	9	
		Attempt to Commit a Felony (35-41-5-1)	Battery (35-42-2-1)	-	-	-	2
			Burglary (35-43-2-1)	-	1	-	1
			Child Seduction (35-41-5-1)	-	-	-	1
			Criminal Recklessness (35-42-2-2)	-	-	-	1
			Domestic Battery w/ Prev Conv (35-42-2-1.3)	-	1	-	1
			Escape (35-44.1-3-4)	-	-	-	3
			Fraud on Financial Institution (35-43-5-8)	1	-	1	1
			Obstruction of Justice (35-44-3-4)	-	-	1	4
			Robbery (35-42-5-1)	-	1	1	3
			Trafficking with an Inmate (35-44.1-3-5)	-	-	-	1
			Auto Theft, Receiving Stolen Parts (35-43-4-2.5)	-	6	5	32
			Battery (35-42-2-1)	5	26	47	353
			Bribery (35-44.1-1-2)	-	-	1	-
			Burglary (35-43-2-1)	6	29	29	248
			Check Deception (35-43-5-5)	-	-	1	-
			Child Exploitation (35-42-4-4)	1	8	2	54
			Child Pornography (35-42-4-4(C))	-	3	-	14
			Child Possession of a Firearm (35-47-10-5)	-	1	-	4
			Child Seduction (35-42-4-7)	-	-	-	9
			Child Solicitation (35-42-4-6)	-	5	-	33
			Conspiracy (35-41-5-2)	1	1	1	1
			Dealing Cocaine or Narcotic Drug (35-48-4-1)	-	-	-	1
			Dealing Sched I, II, or III Cntrld Sub (35-48-4-2)	-	-	-	1
			Dealing in Methamphetamine (35-48-4-1.1)	-	-	-	1
			Fraud on Financial Institution (35-43-5-8)	-	-	1	-
			Obstruction of Justice (35-44-3-4)	-	-	-	1
			Trafficking with an Inmate (35-44.1-3-5)	-	-	-	1
			Conversion (35-43-4-3)	-	-	-	3
			Corrupt Business Influence (35-45-6-2)	1	-	12	22
			Criminal Confinement (35-42-3-3)	-	4	3	80
			Criminal Recklessness (35-42-2-2)	-	5	2	50
			Dangerous Control of a Handgun (35-47-10-6)	-	-	1	-
			Dealing Cocaine or Narcotic Drug (35-48-4-1)	-	5	18	55
			Dealing Marijuana, Hash Oil, or Hashish (35-48-4-10)	3	1	4	18
			Dealing Methamphetamine (35-48-4-1.1)	5	28	77	258
			Dealing Sched I, II, or III Cntrld Sub (35-48-4-2)	1	2	4	16
			Dealing Sched IV Cntrld Sub (35-48-4-3)	-	1	2	1
			Dealing in Methamphetamine (35-48-4-1.1)	2	7	22	69
			Dealing/Poss. Look-Alike Subs (35-48-4-4.6)	-	-	1	4
			Disarm/Attempt to Disarm an Officer (35-44.1-3-2)	-	-	2	7
			Domestic Battery (35-42-2-1.3)	2	18	21	276
			Driving Suspended/Death (9-24-19-4)	-	1	-	1
			Escape (35-44.1-3-4)	-	3	17	47
			Fail to Stop Acc Death (9-26-1-1.1)	-	-	1	1
			Failure to Register as a Sex Offender (11-8-8-17)	-	7	-	93
			Felon Fraud in Offer (23-19-5-1)	-	-	-	5
			Firearm w/in One Mile of School (35-47-2-1)	-	28	15	328
			Fraud (35-43-5-4)	1	1	1	1
			Fraud on Financial Institution (35-43-5-8)	-	-	3	27
			Habitual Felony Offender (35-50-2-8)	-	1	1	4
			Home Improvement Fraud (35-43-6-12)	-	-	-	1
			Incest (35-46-1-3)	-	1	-	7
			Insurance Fraud (35-43-5-4.5)	-	-	-	1
			Intimidation (35-45-2-1)	6	20	19	130
			Kidnapping (35-42-3-2)	-	1	2	10
			Mischief (35-43-1-2)	-	-	-	1
			Neglect of a Dependent/Death (35-46-1-4)	1	1	18	22
			Non-Support of Dependent Child (35-46-1-5)	-	1	1	10
			Obliterating Handgun I.D. (35-47-2-18)	-	1	3	10
			Obstruction of Justice (35-44.1-2-2)	-	-	1	11
			Oper Veh Aft Life Susp (9-30-10-17)	2	12	14	127
			Operating Motor Vehicle While Intoxicated - Bodily Injury (9-30-5-4(A2))	-	-	-	4
			Operating Veh while Intoxicated (9-30-5-2)	-	1	-	6
			Operating Vehicle Intox-Prior (9-30-5-3)	-	1	-	2
			Operating Vehicle Intoxicated/Death (9-30-5-5)	-	-	-	2
			Operating Vehicle Intoxicated/Injury (9-30-5-4)	-	3	10	34
			Pharmacy Robbery (35-42-5-1(B))	-	-	-	1
			Possession - Destruct Device (35-47.5-5-2)	-	-	-	3
			Possession - Machine Gun or Bomb (35-47-5-8)	-	-	-	8
			Possession of Cocaine or Narcotic Drug (35-48-4-6)	3	10	20	87
			Possession of Dangerous Device (35-44.1-3-7)	-	1	1	2
			Possession of Syringes or Needles (16-42-19-18)	-	-	1	1
			Possession/Use of Legend Drug (16-42-19-13)	-	-	3	-
			Promoting Prostitution (35-45-4-4)	-	-	-	1
			Prov Gun to Inel Per (35-47-2.5-16)	-	-	-	1
			Reckless Homicide (35-42-1-5)	-	3	11	20
			Resisting Law Enforcement (35-44.1-3-1)	-	1	1	21
			Robbery (35-42-5-1)	-	5	14	105
			Sexual Misconduct with Service Provider (35.44.1-3-10)	-	-	-	6
	Sexual Misconduct with a Minor (35-42-4-9)	-	3	-	51		
	Stalking (35-45-10-5)	-	3	-	34		
	Strangulation (35-42-2-9)	-	2	-	22		
	Theft, Receiving Stolen Property (35-43-4-2)	1	-	7	40		
	Trafficking with an Inmate (35-44.1-3-5)	1	-	8	18		
	Unlawful Transfer of Handgun Ownership (35-47-2-7(B))	-	-	-	1		
	Vicarious Sexual Gratification (35-42-4-5)	1	9	1	14		
	Vicarious Sexual Gratification (35-42-4-5)	-	-	-	2		
Level 5 Felony Total			44	275	435	2967	

Felony Level	Primary Offense	Secondary Offense	Dec-22		This Calendar Year	
			SEX		SEX	
			F	M	F	M
Level 6 Felony	Abuse of a Corpse (35-45-11-2)		-	-	-	5
	Aiding in Manufacture of Sch II Cont Subst (35-48-4-2)		-	-	1	4
	Aiding, Inducing or Causing an Offense (35-41-2-4)	Official Misconduct (35-44.1-1-1)	-	-	1	-
	Arson (35-43-1-1)		-	1	-	6
	Attempt to Commit a Felony (35-41-5-1)	Auto Theft, Receiving Stolen Parts (35-43-4-2.5)	-	-	1	-
		Disseminating Material Harmful to Minors (35-49-3-3)	-	-	-	1
		Invasion of Privacy (35-46-1-15.1)	-	-	-	1
		Residential Entry (35-43-2-1.5)	-	-	-	2
		Resisting Law Enforcement (35-44.1-3-1)	-	-	-	1
		Theft, Receiving Stolen Property (35-43-4-2)	-	-	1	-
		Auto Theft, Receiving Stolen Parts (35-43-4-2.5)	1	8	18	87
		Battery (35-42-2-1)	3	10	22	99
		Check Deception (35-43-5-5)	-	-	1	1
		Check Fraud (35-43-5-12)	-	-	-	1
		Child Exploitation (35-42-4-4)	-	3	-	9
		Conspiracy (35-41-5-2)			1	-
		Contrib Delinquency (35-46-1-8)			-	1
		Controlled Substance Registration (35-48-4-14)			1	-
		Criminal Confinement (35-42-3-3)		2	1	19
		Criminal Confinement (35-42-3-3)		12	14	166
		Criminal Mischief (35-43-1-2)		-	-	2
		Criminal Recklessness (35-42-2-2)		4	6	49
		Criminal Trespass (35-43-2-2)		4	1	12
		Cruelty to Animals (35-46-3-12)		1	1	5
		Dealing Counterfeit Substance (35-48-4-5)		-	-	1
		Dealing Fake Controlled Substances (35-48-4-4.6)		1	1	1
		Dealing Marijuana, Hash Oil, or Hashish (35-48-4-10)		2	1	3
		Dealing Sched IV Cntrl Sub (35-48-4-3)		-	-	1
		Dissemination of Matter Harmful to Minor (35-49-3-3)		-	-	16
		Driving W/Suspended Resulting in Injury (9-24-19-3(A))		-	-	2
		Escape (35-44.1-3-4)		2	6	54
						179

Felony Level	Primary Offense	Secondary Offense	Dec-22		This Calendar Year	
			SEX		SEX	
			F	M	F	M
Level 6 Felony (Cont'd)	Fail to Reg Sex Off (11-8-8-17)		-	4	-	19
	Failure to Appear (35-44.1-2-9)		-	-	2	7
	Forgery, Counterfeiting, Application Fraud (35-43-5-2)		-	2	14	31
	Habitual Offender (35-50-2-8)		-	-	1	2
	Home Improvement Fraud (35-43-6-12)		-	-	-	3
	Identity Deception (35-43-5-3.5)		-	-	4	6
	Insurance Fraud (35-43-5-4.5)		1	1	5	11
	Intimidation (35-45-2-1)		1	8	9	99
	Invasion of Privacy (35-46-1-15.1)		-	7	3	73
	Kidnapping (35-42-3-2)		-	-	-	1
	Leaving the Scene of an Accident(9-26-1-1.1)		-	-	1	10
	Maintain Common Nuisance (35-45-2-1(c))		-	3	13	18
	Maintaining Common Nuisance (35-48-4-13)		-	-	3	8
	Neglect of a Dependent/Death (35-46-1-4)		2	2	32	20
	Non-Support of Dependent Child (35-46-1-5)		-	-	1	18
	Obstruction of Justice (35-44.1-2-2)		-	4	3	22
	Official Misconduct (35-44.1-1-1)		-	-	1	3
	Oper Vehicle-Intox-Prev Conv (9-30-5-3)		-	3	4	17
		Habitual Offender Controlled Substance (35-50-2-10)	-	-	-	3
	Operating Motor Vehicle While Intoxicated (9-30-5-1(C))	Habitual Offender Controlled Substance (35-50-2-10)	-	-	-	1
	Operating Vehicle Intoxicated-Contrld Sub (9-30-5-1)		1	1	4	29
	Operating Vehicle Intoxicated-Endanger (9-30-5-2)		1	6	22	73
		Habitual Offender Controlled Substance (35-50-2-10)	-	1	-	6
	Operating Vehicle Intoxicated/Injury (9-30-5-4)		-	-	-	3
	Operating Vehicle-Habitual Violation (9-30-10-16)		-	3	3	45
	Pointing a Firearm (35-47-4-3)		-	3	-	31
	Poss Paraphernalia (35-48-4-8.3)		-	-	1	-
	Poss Precursors (35-48-4-14.5)		-	-	-	2
	Possession Sched IV Contrld Sub w/in 1,000 ft (35-48-4-7)		-	-	-	16
	Possession of Methamphetamine (35-48-4-6.1)		-	-	-	2
	Possession of Child Pornography (35-42-4-4(C))		-	1	-	7
	Possession of Cocaine or Narcotic Drug (35-48-4-6)		1	9	51	130
	Possession of Marijuana (35-48-4-11)		1	2	1	8
	Possession of Meth (35-48-4-6.1)		-	-	1	-
	Possession of Meth(35-48-4-6.1)		18	49	146	413
	Possession of Syringes or Needles (16-42-19-18)		1	14	57	155
	Possession or Use of Legend Drug (16-42-19-13)		1	-	4	11
	Public Indecency (35-45-4-1)		-	1	-	3
	Residential Entry (35-43-2-1.5)		1	2	13	40
	Resisting Law Enforc (35-44.1-3-1)		1	27	12	243
	Sex Offender without Identification (11-8-8-15)		-	-	-	3
	Sexual Battery (35-42-4-8)		-	1	-	17
	Sexual Conduct in Presence of a Minor (35-42-4-5c)		-	-	-	2
	Sexual Misconduct with a Minor (35-42-4-9)		-	-	-	3
	Stalking (35-45-10-5)		-	1	-	6
	Strangulation (35-42-2-9)		-	5	1	51
	Synthetic ID Deception (35-43-5-3.8)		-	1	-	4
	Theft, Motor Vehicle Parts (35-43-4-2A1B)		-	-	-	1
	Theft, Receiving Stolen Property (35-43-4-2)		8	19	62	247
	Unlawful Use of Body Armor (35-47-5-13)		-	-	-	2
	Visiting Common Nuisance (35-45-1-5(B))		-	-	1	-
	Voyeurism (35-45-4-5)		-	1	-	3
	Welfare Fraud (35-43-5-7)		-	1	-	2
Level 6 Felony Total			46	235	603	2621

Felony Level	Primary Offense	Secondary Offense	Dec-22		This Calendar Year	
			SEX		SEX	
			F	M	F	M
Murder	Murder (35-42-1-1)		2	8	20	122
Murder Total			2	8	20	122

Felony Level	Primary Offense	Secondary Offense	Dec-22		This Calendar Year	
			SEX		SEX	
			F	M	F	M
Habitual Offender	Habitual Offender (35-50-2-8)		-	1	2	24
	Habitual Offender Controlled Substance (35-50-2-10)		-	1	1	5
Habitual Offender Total			0	2	3	29

Grand Total	Dec-22		This Calendar Year	
	SEX		SEX	
	F	M	F	M
Grand Total	127	814	1590	9211

Note: Offense data may not be available for all offenders at the time this table was prepared.
Only new commitments and probation violations are reported on this table.
Parole and Community Transition Program violators are excluded on this table.
Source: SAS - all.citations_mso.pgm

Indiana Department of Correction
Table 12
Number of New Admissions by Most Serious Offense
Committed to the Indiana Department of Correction

December 2022

Felony Level	Primary Offense	Secondary Offense	Dec-22		This Calendar Year	
			SEX		SEX	
			F	M	F	M
Level A Felony	Burglary (35-43-2-1)		-	1	-	3
	Child Molesting (35-42-4-3)		-	-	-	10
	Criminal Deviate Conduct (35-42-4-2)		-	-	-	1
	Dealing Cocaine or Narcotic Drug (35-48-4-1)		1	2	2	11
	Dealing Methamphetamine (35-48-4-1.1)		-	-	-	5
	Dealing Sched I, II, or III Cntrld Sub (35-48-4-2)		-	-	2	3
	Rape (35-42-4-1)		-	1	-	5
	Robbery (35-42-5-1)		-	-	1	2
	Voluntary Manslaughter (35-42-1-3)		-	-	1	1
Level A Felony Total			1	4	6	41

Felony Level	Primary Offense	Secondary Offense	Dec-22		This Calendar Year	
			SEX		SEX	
			F	M	F	M
Level B Felony	Aggravated Battery (35-42-2-1.5)		-	-	1	2
	Arson (35-43-1-1)		-	-	-	2
	Burglary (35-43-2-1)		-	-	1	28
	Carjacking (35-42-5-2)		-	-	-	1
	Child Molesting (35-42-4-3)		-	1	-	3
	Criminal Confinement (35-42-3-3)		-	-	-	2
	Criminal Deviate Conduct (35-42-4-2)		-	-	-	1
	Dealing Cocaine or Narcotic Drug (35-48-4-1)		-	-	3	12
	Dealing Methamphetamine (35-48-4-1.1)		-	3	4	20
	Dealing Sched I, II, or III Cntrld Sub (35-48-4-2)		-	-	1	9
	Escape/Failure to Return (35-44-3-5)		-	-	-	1
	Felon in Possession of a Firearm (35-47-4-5)		-	1	-	5
	Human Sexual Trafficking (35-42-3.5)		-	-	-	1
	Incest (35-46-1-3)		1	-	1	-
	Operating Vehicle Intoxicated/Death (9-30-5-5)		-	-	-	1
	Possession Methamphetamine (35-48-4-6.1)		-	-	-	1
	Possession of Cocaine or Narcotic Drug (35-48-4-6)		-	-	1	3
	Robbery (35-42-5-1)		-	2	-	12
	Sexual Misconduct with a Minor (35-42-4-9)		-	-	-	8
	Voluntary Manslaughter (35-42-1-3)		-	-	-	1
Level B Felony Total			1	7	12	113

Felony Level	Primary Offense	Secondary Offense	Dec-22		This Calendar Year	
			SEX		SEX	
			F	M	F	M
Level C Felony	Arson (35-43-1-1)		-	-	1	-
	Auto Theft, Receiving Stolen Parts (35-43-4-2.5)		-	-	-	1
	Battery (35-42-2-1)		-	-	-	2
	Burglary (35-43-2-1)		-	-	-	4
	Child Molesting (35-42-4-3)		-	3	-	7
	Corrupt Business Influence (35-45-6-2)		-	-	1	-
	Criminal Confinement (35-42-3-3)		-	-	-	1
	Dealing Sched IV Controlled Substance (35-48-4-3)		-	-	-	1
	Driving After Forfeiture (9-12-3-2)		-	1	-	1
	Forgery (35-43-5-2)		-	1	2	7
	Neglect of a Dependent (35-46-1-4)		-	1	1	2
	Non-Support of Dependent Child (35-46-1-5)		-	1	-	7
	Operating Vehicle Intoxicated/Death (9-30-5-5)		-	-	-	1
	Operating Vehicle w/Lifetime Suspension (9-30-10-17)		-	-	-	2
	Possession Methamphetamine (35-48-4-6.1)		-	-	-	1
	Possession of Controlled Substance (35-48-4-7)		-	-	-	1
	Reckless Homicide (35-42-1-5)		-	-	-	1
	Robbery (35-42-5-1)		-	-	-	1
	Sexual Misconduct with a Minor (35-42-4-9)		-	-	-	1
	Level C Felony Total			0	7	5

Felony Level	Primary Offense	Secondary Offense	Dec-22		This Calendar Year	
			SEX		SEX	
			F	M	F	M
Level D Felony	Auto Theft, Receiving Stolen Parts (35-43-4-2.5)		-	-	-	1
	Child Seduction (35-42-4-7)		-	-	-	1
	Child Solicitation (35-42-4-6)		-	-	-	1
	Criminal Recklessness (35-42-2-2)		-	-	-	1
	Domestic Battery (35-42-2-1.3)		-	-	-	1
	Driving While Suspended/Oper Veh HTV (9-30-10-16)		-	-	-	1
	Non-Support of a Child (35-46-1-5)		-	-	-	3
	Operating Vehicle Intox-Prior (9-30-5-3)		-	-	-	1
	Sale of Legend Drug (16-42-19-11)		-	-	-	1
	Sexual Battery (35-42-4-8)		-	-	-	1
	Theft, Receiving Stolen Property (35-43-4-2)		-	1	1	2
Level D Felony Total			0	1	1	14

Felony Level	Primary Offense	Secondary Offense	Dec-22		This Calendar Year	
			SEX		SEX	
			F	M	F	M
Level 1 Felony	Aggravated Battery (35-42-2-1.5)		-	-	1	2
	Aiding, Inducing or Causing an Offense (35-41-2-4)	Murder (35-42-1-1)	-	-	1	2
	Attempt to Commit a Felony (35-41-5-1)		-	-	-	1
		Child Molesting (35-42-4-3)	-	-	-	4
		Murder (35-42-1-1)	-	-	1	20
		Sexual Misconduct with a Minor (35-42-4-9)	-	-	-	1
	Burglary (35-43-2-1)		-	-	-	5
	Child Molesting (35-42-4-3)		1	6	5	93
	Conspiracy (35-41-5-2)	Murder (35-42-1-1)	-	-	2	2
	Dealing a Substance Resulting in Death (35-42-1-1.5)		-	2	3	6
	Firearm Enhancement (35-50-2-11)		-	-	-	3
	Habitual Offender (35-50-2-8)		-	-	1	3
	Neglect of a Dependent/Death (35-46-1-4)		1	1	4	6
	Rape (35-42-4-1)		-	2	-	7
	Level 1 Felony Total			2	11	18

Felony Level	Primary Offense	Secondary Offense	Dec-22		This Calendar Year	
			SEX		SEX	
			F	M	F	M
Level 2 Felony	Aiding, Inducing or Causing an Offense (35-41-2-4)	Dealing Methamphetamine (35-48-4-1.1)	-	-	-	2
		Robbery (35-42-5-1)	-	-	-	1
	Attempt to Commit a Felony (35-41-5-1)	Burglary (35-43-2-1)	-	-	-	1
		Robbery (35-42-5-1)	-	-	-	2
		Voluntary Manslaughter (35-42-1-3)	-	-	-	2
	Battery (35-42-2-1)		-	-	-	1
	Burglary (35-43-2-1)		-	1	1	13
	Conspiracy (35-41-5-2)	Murder (35-42-1-1)	-	-	1	2
	Dealing Cocaine or Narcotic Drug (35-48-4-1)		-	7	5	63
	Dealing Methamphetamine (35-48-4-1.1)		3	15	61	180
	Dealing Sched I, II, or III Cntrl'd Sub (35-48-4-2)		-	-	4	18
	Manufacturing Methamphetamine (35-42-4-5)		-	-	-	1
	Pharmacy Robbery (35-42-5-1)		-	-	-	1
	Possession - Destruct Device (35-47.5-5-2)		-	-	-	2
	Robbery (35-42-5-1)		-	1	4	24
Sexual Misconduct with a Minor (35-42-4-9)		-	-	-	1	
Voluntary Manslaughter (35-42-1-3)		-	1	6	32	
Level 2 Felony Total			3	25	82	346

Felony Level	Primary Offense	Secondary Offense	Dec-22		This Calendar Year		
			SEX		SEX		
			F	M	F	M	
Level 3 Felony	Accident/Failure to Stop-Serious Inj/Death (9-26-1-1.1)		1	-	4	4	
	Aggravated Battery (35-42-2-1.5)		2	6	10	92	
	Aiding, Inducing or Causing an Offense (35-41-2-4)	Aggravated Battery (35-42-2-1.5)	-	-	1	2	
			Dealing Methamphetamine (35-48-4-1.1)	-	-	1	2
			Rape (35-42-4-1)	-	-	-	1
			Robbery (35-42-5-1)	-	-	1	3
	Arson (35-43-1-1)			-	-	2	-
	Attempt to Commit a Felony (35-41-5-1)	Aggravated Battery (35-42-2-1.5)		-	-	-	2
			Robbery (35-42-5-1)	-	-	-	6
			Vicarious Sexual Gratification (35-42-4-5)	-	-	-	1
	Battery (35-42-2-1)			-	-	3	9
	Burglary (35-43-2-1)			1	3	3	16
	Child Molesting (35-42-4-3)			-	-	3	32
	Conspiracy (35-41-5-2)	Robbery (35-42-5-1)		-	-	-	2
	Criminal Confinement (35-42-3-3)			-	1	-	29
	Dealing Cocaine or Narcotic Drug (35-48-4-1)			1	7	13	58
	Dealing Methamphetamine (35-48-4-1.1)			-	14	29	113
	Dealing Sched I, II, or III Cntrld Sub (35-48-4-2)			-	1	2	5
	Dealing Sched IV Cntrld Sub (35-48-4-3)			-	2	2	5
	Domestic Battery SBI Under 14 (35-42-2-1.3A)			-	-	-	2
	Human Sexual Trafficking (35-42-3.5-1)			-	-	1	4
	Manufacturing Meth (35-48-4-1.2)			-	-	-	2
	Neglect of a Dependent/Death (35-46-1-4)			-	3	14	25
	Possession of Cocaine or Narcotic Drug (35-48-4-6)			-	1	5	20
	Possession of Meth (35-48-4-6.1)			1	9	28	66
	Rape (35-42-4-1)			-	4	1	42
	Resisting Law Enforcement (35-44.1-3-1)			-	-	-	5
	Robbery (35-42-5-1)			1	21	22	227
	Level 3 Felony Total			7	72	145	775

Felony Level	Primary Offense	Secondary Offense	Dec-22		This Calendar Year		
			SEX		SEX		
			F	M	F	M	
Level 4 Felony	Aiding, Inducing or Causing an Offense (35-41-2-4)	Burglary (35-43-2-1)	-	-	-	4	
	Arson (35-43-1-1)		-	1	2	34	
	Attempt to Commit a Felony (35-41-5-1)	Arson (35-43-1-1)	1	2	1	3	
			Burglary (35-43-2-1)	-	-	-	2
			Child Molesting (35-42-4-3)	-	1	-	1
			Conspiracy (35-41-5-2)	-	-	-	1
			Escape (35-44.1-3-4)	-	-	-	1
	Burglary (35-43-2-1)			2	12	37	194
	Child Exploitation (35-42-4-4)			-	4	-	16
	Child Molesting (35-42-4-3)			-	5	1	109
	Child Solicitation (35-42-4-6)			-	-	-	22
	Conspiracy (35-41-5-2)	Dealing Methamphetamine (35-48-4-1.1)		-	-	1	1
	Criminal Confinement (35-42-3-3)			-	-	1	7
	Dealing Cocaine or Narcotic Drug (35-48-4-1)			-	3	8	41
	Dealing Methamphetamine (35-48-4-1.1)			4	14	50	134
	Dealing Sched I, II, or III Cntrld Sub (35-48-4-2)			1	5	7	15
	Dealing Sched IV Controlled Substance (35-48-4-3)			-	-	1	3
	Escape (35-44.1-3-4)			-	-	-	6
	Felon in Possession of a Firearm (35-47-4-5)			-	36	8	318
	Habitual Offender (35-50-2-8)			-	-	-	1
	Human Sexual Trafficking (35-42-3.5-1)			-	-	-	2
	Incest (35-46-1-3)			-	-	-	3
	Leaving Scene of Accident with Serious Bodily Injury (9-26-1-1.1)			-	2	2	8
	Manufacturing Meth (35-48-4-1.2)			-	-	1	6
	Operating Machine Gun / Bomb (35-47-5-9)			-	-	-	1
	Operating Motor Vehicle While Intoxicated - Catastrophic Injury (9-30-5-5(A3))			-	-	1	-
	Operating Motor Vehicle While Intoxicated - Death Schedule I,II (9-30-5-5(A2))			-	-	-	1
	Operating Vehicle Intoxicated/Death (9-30-5-5)			-	3	9	26
	Operating a Vehicle While Intoxicated Causing Serious Bodily Injury (9-30-5-4(A2))			-	1	2	3
	Pharmacy Robbery (35-42-5-1(b))			-	-	-	1
	Possession of Cocaine or Narcotic Drug (35-48-4-6)			-	3	4	30
Possession of Dangerous Device (35-44.1-3-7)			-	-	-	2	
Possession of Meth (35-48-4-6.1)			6	6	42	127	
Promoting Prostitution, under 18 (35-45-4-4)			-	-	-	1	
Sexual Battery (35-42-4-8)			-	-	-	5	
Sexual Misconduct with a Minor (35-42-4-9)			-	2	2	66	
Stalking (35-45-10-5)			-	-	-	2	
Vicarious Sexual Gratification (35-42-4-5)			-	-	-	3	
Level 4 Felony Total			14	100	180	1200	

Felony Level	Primary Offense	Secondary Offense	Dec-22		This Calendar Year	
			SEX		SEX	
			F	M	F	M
Level 5 Felony	Aiding, Inducing or Causing an Offense (35-41-2-4)	Burglary (35-43-2-1)	-	-	-	2
		Corrupt Bus Influence (35-45-6-2)	-	-	-	1
		Reckless Homicide (35-42-1-5)	-	1	-	1
		Robbery (35-42-5-1)	-	1	1	1
		Theft, Recv Stolen Prop (35-43-4-2)	-	-	-	1
	Assisting a Criminal (35-44.1-2-5)		-	-	1	8
	Attempt to Commit a Felony (35-41-5-1)	Child Seduction (35-41-5-1)	-	-	-	1
		Domestic Battery w/ Prev Conv (35-42-2-1.3)	-	1	-	1
		Escape (35-44.1-3-4)	-	-	-	2
		Fraud on Financial Institution (35-43-5-8)	1	-	1	1
		Obstruction of Justice (35-44-3-4)	-	-	1	2
		Robbery (35-42-5-1)	-	1	1	3
		Trafficking with an Inmate (35-44.1-3-5)	-	-	-	1
	Auto Theft, Receiving Stolen Parts (35-43-4-2.5)		-	4	5	24
	Battery (35-42-2-1)		4	20	38	261
	Bribery (35-44.1-1-2)		-	-	1	-
	Burglary (35-43-2-1)		5	26	26	207
	Check Deception (35-43-5-5)		-	-	1	-
	Child Exploitation (35-42-4-4)		-	3	1	24
	Child Pornography (35-42-4-4(C))		-	1	-	8
	Child Possession of a Firearm (35-47-10-5)		-	-	-	2
	Child Seduction (35-42-4-7)		-	-	-	6
	Child Solicitation (35-42-4-6)		-	3	-	24
	Conspiracy (35-41-5-2)	Dealing Sched I, II, or III Cntrl Sub (35-48-4-2)	-	-	-	1
		Dealing in Methamphetamine (35-48-4-1.1)	-	-	-	1
		Fraud on Financial Institution (35-43-5-8)	-	-	1	-
		Obstruction of Justice (35-44-3-4)	-	-	-	1
		Trafficking with an Inmate (35-44.1-3-5)	-	-	-	1
	Conversion (35-43-4-3)		-	-	-	2
	Corrupt Business Influence (35-45-6-2)		-	-	10	17
	Criminal Confinement (35-42-3-3)		-	3	3	59
	Criminal Recklessness (35-42-2-2)		-	4	2	33
	Dealing Cocaine or Narcotic Drug (35-48-4-1)		-	1	15	33
	Dealing Marijuana, Hash Oil, or Hashish (35-48-4-10)		2	-	3	10
	Dealing Methamphetamine (35-48-4-1.1)		4	19	66	200
	Dealing Sched I, II, or III Cntrl Sub (35-48-4-2)		-	-	3	13
	Dealing Sched IV Cntrl Sub (35-48-4-3)		-	-	1	-
	Dealing in Methamphetamine (35-48-4-1.1)		2	4	18	55
	Dealing/Poss. Look-Alike Subs (35-48-4-4.6)		-	-	-	3
	Disarm/Attempt to Disarm an Officer (35-44.1-3-2)		-	-	2	5
	Domestic Battery (35-42-2-1.3)		2	16	20	231
	Driving Suspended/Death (9-24-19-4)		-	1	-	1
	Escape (35-44.1-3-4)		-	2	15	33
	Fail to Stop Acc Death (9-26-1-1.1)		-	-	-	1
	Failure to Register as a Sex Offender (11-8-8-17)		-	6	-	80
	Firearm w/in One Mile of School (35-47-2-1)		-	25	8	257
	Fraud (35-43-5-4)		-	1	-	1
	Fraud on Financial Institution (35-43-5-8)		-	-	3	19
	Habitual Felony Offender (35-50-2-8)		-	-	1	1
	Home Improvement Fraud (35-43-6-12)		-	-	-	1
	Incest (35-46-1-3)		-	-	-	4
	Intimidation (35-45-2-1)		3	14	14	87
	Kidnapping (35-42-3-2)		-	-	1	5
	Mischief (35-43-1-2)		-	-	-	1
	Neglect of a Dependent/Death (35-46-1-4)		-	1	9	16
	Non-Support of Dependent Child (35-46-1-5)		-	1	1	10
	Obliterating Handgun I.D. (35-47-2-18)		-	1	3	8
	Obstruction of Justice (35-44.1-2-2)		-	-	1	8
	Oper Veh Aft Life Susp (9-30-10-17)		2	10	11	106
	Operating Motor Vehicle While Intoxicated - Bodily Injury (9-30-5-4(A2))		-	-	-	2
	Operating Veh while Intoxicated (9-30-5-2)		-	1	-	6
	Operating Vehicle Intox-Prior (9-30-5-3)		-	-	-	1
	Operating Vehicle Intoxicated/Death (9-30-5-5)		-	-	-	1
	Operating Vehicle Intoxicated/Injury (9-30-5-4)		-	2	4	25
	Possession - Destruct Device (35-47.5-5-2)		-	-	-	1
	Possession - Machine Gun or Bomb (35-47-5-8)		-	-	-	5
	Possession of Cocaine or Narcotic Drug (35-48-4-6)		3	6	19	56
	Possession of Dangerous Device (35-44.1-3-7)		-	-	1	1
	Possession of Syringes or Needles (16-42-19-18)		-	-	1	1
	Possession/Use of Legend Drug (16-42-19-13)		-	-	2	-
	Promoting Prostitution (35-45-4-4)		-	-	-	1
	Prov Gun to Inel Per (35-47-2.5-16)		-	-	-	1
	Reckless Homicide (35-42-1-5)		-	2	7	17
	Resisting Law Enforcement (35-44.1-3-1)		-	1	-	13
	Robbery (35-42-5-1)		-	2	11	70
	Sexual Misconduct with Service Provider (35.44.1-3-10)		-	-	-	3
	Sexual Misconduct with a Minor (35-42-4-9)		-	2	-	33
	Stalking (35-45-10-5)		-	3	-	27
	Strangulation (35-42-2-9)		-	2	-	13
Theft, Receiving Stolen Property (35-43-4-2)		1	-	6	33	
Trafficking with an Inmate (35-44.1-3-5)		1	-	6	15	
Unlawful Transfer of Handgun Ownership (35-47-2-7(B))		-	-	-	1	
Vicarious Sexual Gratification (35-42-4-5)		1	8	1	11	
Vicarious Sexual Gratification (35-42-4-5)		-	-	-	2	
Level 5 Felony Total			31	199	346	2224

Felony Level	Primary Offense	Secondary Offense	Dec-22		This Calendar Year	
			SEX		SEX	
			F	M	F	M
Level 6 Felony	Aiding in Manufacture of Sch II Cont Subst (35-48-4-2)		-	-	-	1
	Arson (35-43-1-1)		-	-	-	1
	Attempt to Commit a Felony (35-41-5-1)	Invasion of Privacy (35-46-1-15.1)	-	-	-	1
		Resisting Law Enforcement (35-44.1-3-1)	-	-	-	1
	Auto Theft, Receiving Stolen Parts (35-43-4-2.5)		-	2	8	21
	Battery (35-42-2-1)		2	2	7	30
	Check Deception (35-43-5-5)		-	-	-	1
	Child Exploitation (35-42-4-4)		-	1	-	1
	Criminal Confinement (35-42-3-3)		-	-	-	5
	Criminal Confinement (35-42-3-3)		-	3	4	42
	Criminal Mischief (35-43-1-2)		-	-	-	1
	Criminal Recklessness (35-42-2-2)		-	1	1	6
	Criminal Trespass (35-43-2-2)		-	2	-	5
	Dealing Marijuana, Hash Oil, or Hashish (35-48-4-10)		-	-	-	2
	Dissemination of Matter Harmful to Minor (35-49-3-3)		-	-	-	2
	Escape (35-44.1-3-4)		1	2	16	47
	Fail to Reg Sex Off (11-8-8-17)		-	1	-	6
	Failure to Appear (35-44.1-2-9)		-	-	-	1
	Forgery, Counterfeiting, Application Fraud (35-43-5-2)		-	-	6	13
	Home Improvement Fraud (35-43-6-12)		-	-	-	1
	Identity Deception (35-43-5-3.5)		-	-	2	1
	Insurance Fraud (35-43-5-4.5)		-	-	2	4
	Intimidation (35-45-2-1)		1	4	4	23
	Invasion of Privacy (35-46-1-15.1)		-	2	1	21
	Leaving the Scene of an Accident(9-26-1-1.1)		-	-	-	1
	Maintain Common Nuisance (35-45-2-1(c))		-	1	3	5
	Maintaining Common Nuisance (35-48-4-13)		-	-	-	1
	Neglect of a Dependent/Death (35-46-1-4)		1	-	2	3
	Non-Support of Dependent Child (35-46-1-5)		-	-	1	11
	Obstruction of Justice (35-44.1-2-2)		-	2	-	5
	Official Misconduct (35-44.1-1-1)		-	-	1	-
	Oper Vehicle-Intox-Prev Conv (9-30-5-3)		-	2	1	10
		Habitual Offender Controlled Substance (35-50-2-10)	-	-	-	2
	Operating Motor Vehicle While Intoxicated (9-30-5-1(C))	Habitual Offender Controlled Substance (35-50-2-10)	-	-	-	1
	Operating Vehicle Intoxicated-Contrld Sub (9-30-5-1)		1	1	3	20
	Operating Vehicle Intoxicated-Endanger (9-30-5-2)		1	2	14	41
		Habitual Offender Controlled Substance (35-50-2-10)	-	1	-	5
	Operating Vehicle-Habitual Violation (9-30-10-16)		-	2	1	21
	Pointing a Firearm (35-47-4-3)		-	-	-	1
	Poss Paraphernalia (35-48-4-8.3)		-	-	1	-
	Possession Sched IV Contrld Sub w/in 1,000 ft (35-48-4-7)		-	-	-	2
	Possession of Cocaine or Narcotic Drug (35-48-4-6)		1	1	16	34
	Possession of Marijuana (35-48-4-11)		-	-	-	2
	Possession of Meth(35-48-4-6.1)		11	28	70	211
	Possession of Syringes or Needles (16-42-19-18)		-	3	8	35
	Possession or Use of Legend Drug (16-42-19-13)		-	-	1	3
	Public Indecency (35-45-4-1)		-	-	-	1
	Residential Entry (35-43-2-1.5)		1	-	9	17
	Resisting Law Enforc (35-44.1-3-1)		-	7	4	26
	Sex Offender without Identification (11-8-8-15)		-	-	-	1
	Sexual Battery (35-42-4-8)		-	-	-	4
	Sexual Misconduct with a Minor (35-42-4-9)		-	-	-	1
	Stalking (35-45-10-5)		-	-	-	1
	Strangulation (35-42-2-9)		-	2	1	7
Synthetic ID Deception (35-43-5-3.8)		-	-	-	1	
Theft, Receiving Stolen Property (35-43-4-2)		3	3	19	77	
Level 6 Felony Total		23	75	206	787	

Felony Level	Primary Offense	Secondary Offense	Dec-22		This Calendar Year	
			SEX		SEX	
			F	M	F	M
HO	Habitual Offender (35-50-2-8)		-	-	-	1
	Habitual Offender Controlled Substance (35-50-2-10)		-	-	-	1
HO Total		0	0	0	2	

Felony Level	Primary Offense	Secondary Offense	Dec-22		This Calendar Year	
			SEX		SEX	
			F	M	F	M
Murder	Murder (35-42-1-1)		2	8	18	108
Murder Total		2	8	18	108	

Grand Total	Dec-22		This Calendar Year	
	SEX		SEX	
	F	M	F	M
Grand Total	84	509	1019	5806

Note: Offense data may not be available for all offenders at the time this table was prepared.
Only new commitments and probation violations are reported on this table.
Parole and Community Transition Program violators are excluded on this table.
Source: SAS - all.citations_mso.pgm

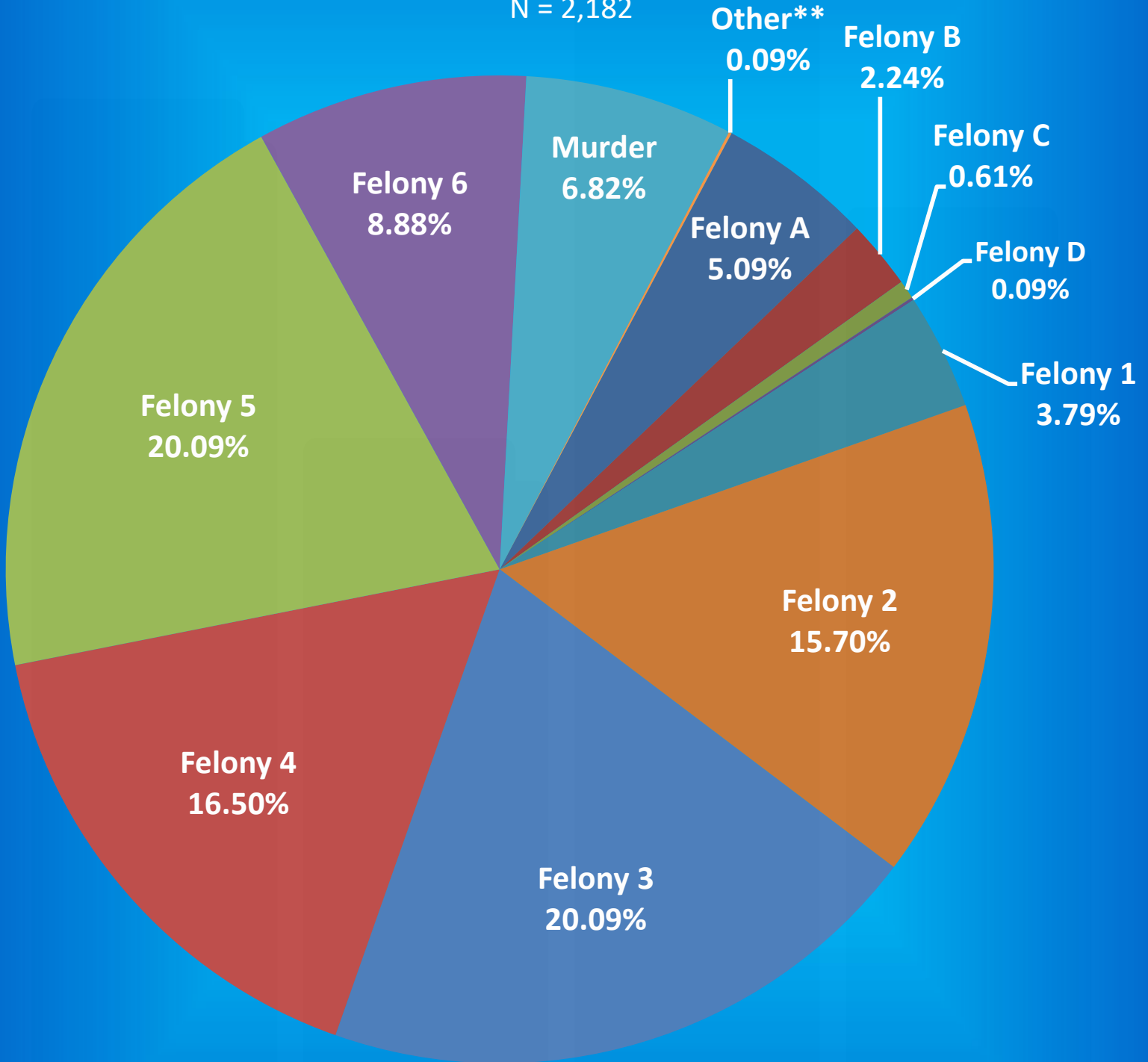
Indiana Department of Correction

Graph A

Female Population by Most Serious Offense Felony Level*

January 01, 2023

N = 2,182



• Includes Offenders Held in County Jails and Contracted Beds

** Other includes Safekeepers, Predispositions, Habitual Offenders, Misdemeanants, and Unknowns

Indiana Department of Correction

Graph B

Average Daily Adult Female Offender Populations Calendar Year 2022



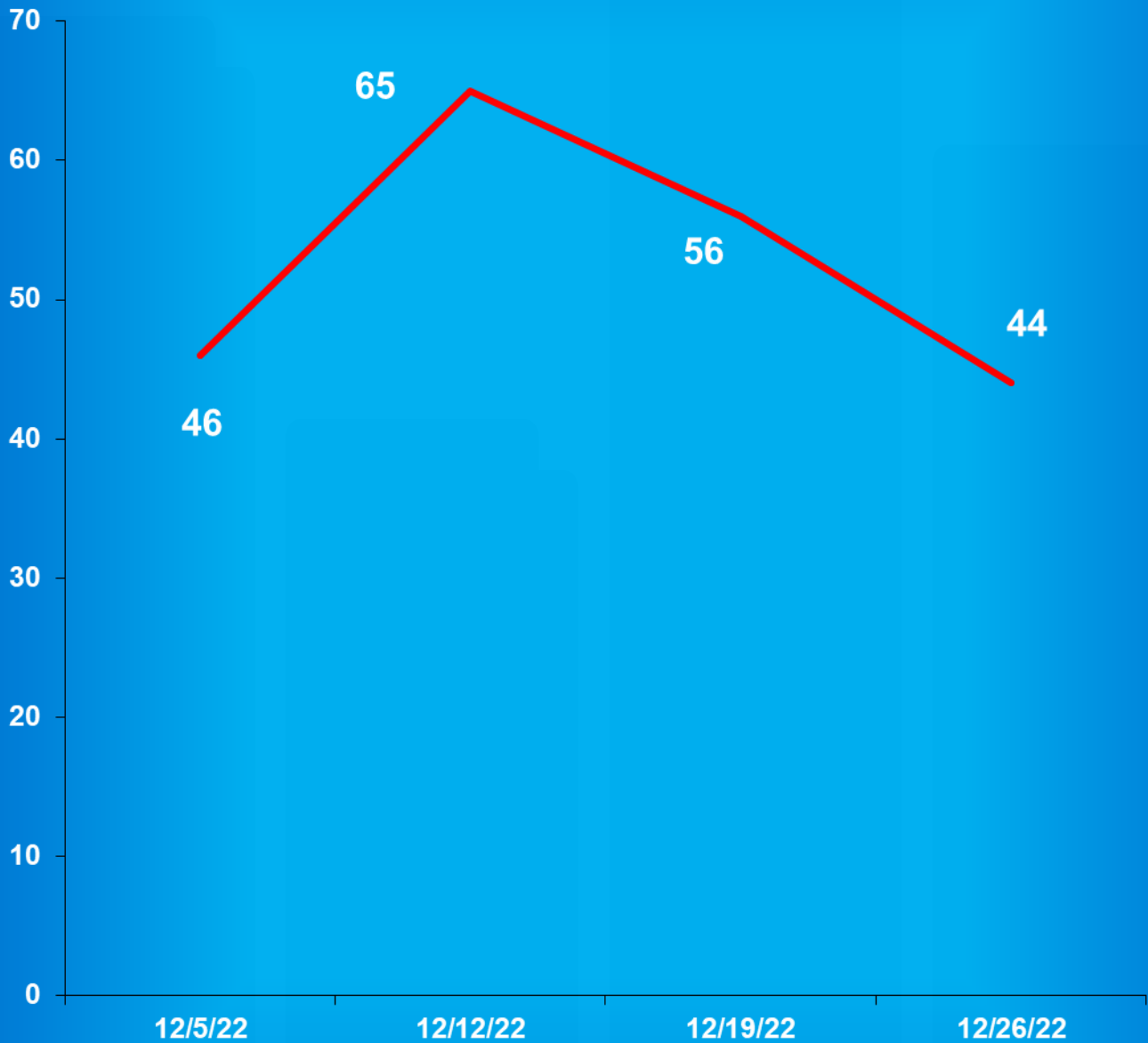
— Includes County Jail/Contract Beds — Excludes County Jail/Contract Beds

Indiana Department of Correction

Graph C

Adult Females Held in County Jails

December 2022



- Offenders held in county jails are newly sentenced offenders with completed court documents who are awaiting transfer to a DOC facility.

- Jail counts are a dynamic number that are affected by a variety of factors, including; sentencing trends, available DOC beds, and intake process completion.

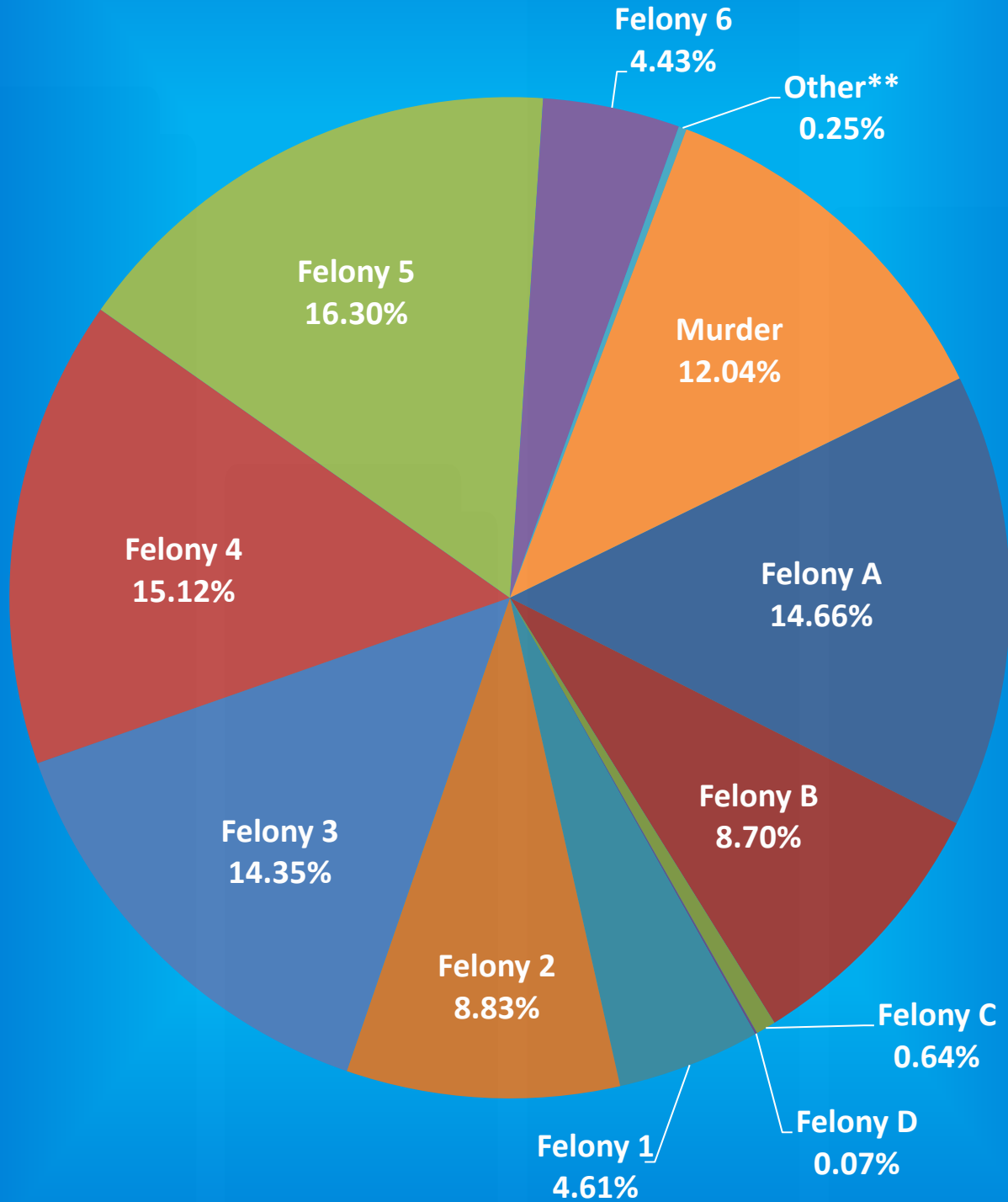
Indiana Department of Correction

Graph D

Male Population by Most Serious Offense Felony Level*

January 01, 2023

N = 21,168



• Includes Offenders Held in County Jails and Contracted Beds

** Other includes Safekeepers, Predispositions, Habitual Offenders, Misdemeanants, and Unknowns

Indiana Department of Correction

Graph E

Average Daily Adult Male Offender Populations

Calendar Year 2022

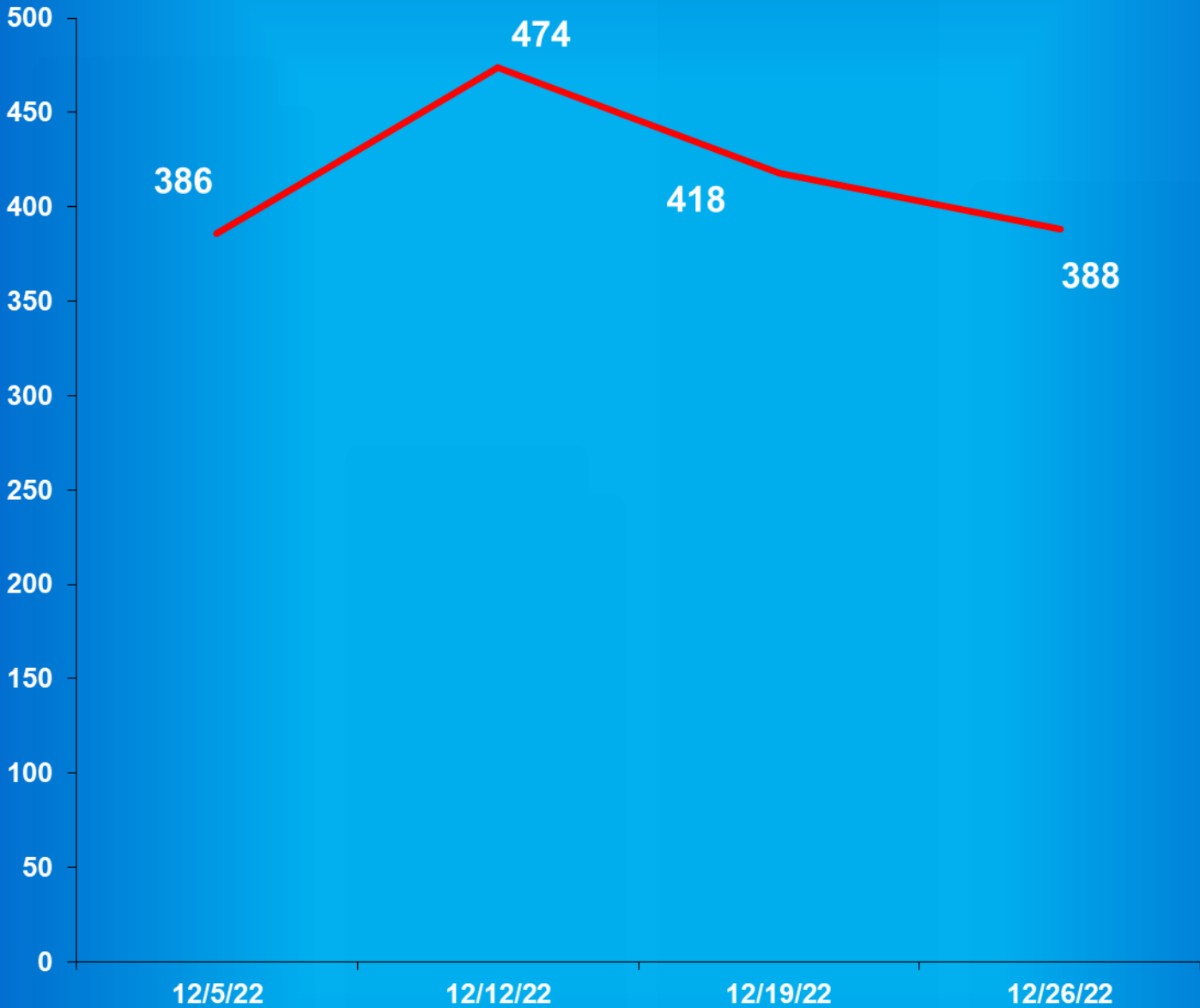


Indiana Department of Correction

Graph F

Adult Males Held in County Jails

December 2022



- Offenders held in county jails are newly sentenced offenders with completed court documents who are awaiting transfer to a DOC facility.

- Jail counts are a dynamic number that are affected by a variety of factors, including; sentencing trends, available DOC beds, and intake process completion.



Juvenile Offender Statistics



Indiana Department Of Correction
Table 13
Monthly Facility Admissions and Releases

Juvenile Offenders
December 2022

Admissions of All Juvenile Males

New Commitment	Re-Commitment	Parolee Return	Return From Escape	Diagnostics/Walk-Thrus
20	4	0	0	3

Releases of All Juvenile Males

Discharge	Parole	Escape	Diagnostics/Walk-Thrus
25	7	0	6

Admissions of All Juvenile Females

New Commitment	Re-Commitment	Parolee Return	Return From Escape	Diagnostics/Walk-Thrus
7	0	0	0	3

Releases of All Juvenile Females

Discharge	Parole	Escape	Diagnostics/Walk-Thrus
3	0	0	2

Sources:

SAS - mnthadm4_pgm_tbl13.pgm

SAS - mnthext4_pgm_tbl13.pgm

Indiana Department of Correction

Table 14

New Admissions by County of Commitment - Juveniles

December 2022

County	Admission Type			County	Admission Type		
	New Commits	Re Commits	Total		New Commits	Re Commits	Total
Adams	1	0	1	Madison	2	0	2
Allen	2	0	2	Marion	3	0	3
Bartholomew	0	0	0	Marshall	0	0	0
Benton	0	0	0	Martin	0	0	0
Blackford	0	0	0	Miami	1	0	1
Boone	0	0	0	Monroe	1	0	1
Brown	0	0	0	Montgomery	0	0	0
Carroll	0	0	0	Morgan	0	0	0
Cass	0	0	0	Newton	0	0	0
Clark	0	0	0	Noble	0	0	0
Clay	1	0	1	Ohio	0	0	0
Clinton	0	0	0	Orange	0	0	0
Crawford	0	0	0	Owen	0	0	0
Daviess	0	0	0	Parke	0	0	0
Dearborn	0	0	0	Perry	0	0	0
Decatur	0	0	0	Pike	0	0	0
DeKalb	1	0	1	Porter	0	0	0
Delaware	0	0	0	Posey	0	0	0
Dubois	0	0	0	Pulaski	0	0	0
Elkhart	3	0	3	Putnam	0	0	0
Fayette	0	0	0	Randolph	0	0	0
Floyd	0	0	0	Ripley	0	0	0
Fountain	0	0	0	Rush	0	0	0
Franklin	0	0	0	St. Joseph	3	0	3
Fulton	0	0	0	Scott	0	0	0
Gibson	0	0	0	Shelby	0	1	1
Grant	0	0	0	Spencer	0	0	0
Greene	0	0	0	Starke	0	0	0
Hamilton	0	0	0	Steuben	0	0	0
Hancock	0	0	0	Sullivan	2	0	2
Harrison	0	0	0	Switzerland	0	0	1
Hendricks	0	0	0	Tippecanoe	1	0	2
Henry	0	0	0	Tipton	0	0	0
Howard	2	0	2	Union	0	0	0
Huntington	0	0	0	Vanderburgh	0	2	2
Jackson	0	0	0	Vermillion	0	0	0
Jasper	0	0	0	Vigo	0	0	0
Jay	0	0	0	Wabash	0	0	0
Jefferson	1	0	1	Warren	0	0	0
Jennings	0	0	0	Warrick	0	0	0
Johnson	0	0	0	Washington	0	0	0
Knox	0	0	0	Wayne	0	0	0
Kosciusko	0	0	0	Wells	0	0	0
LaGrange	0	0	0	White	1	0	2
Lake	0	0	0	Whitley	0	0	0
LaPorte	0	0	0	Unknown	0	1	6
Lawrence	2	0	2	Totals	27	4	39

This data is based on most serious offense and excludes parole violations. This includes Eight (8) safekeepers classified in this report as Unknown.

Source: Mnthadm4_pgm_tbl14.pgm

Indiana Department of Correction

Table 15

Monthly Releases by County of Commitment - Juveniles

December 2022

County	Release Type			County	Release Type		
	Discharge	Parole	Total		Discharge	Parole	Total
Adams	0	0	0	Madison	0	0	0
Allen	2	1	3	Marion	3	0	3
Bartholomew	0	0	0	Marshall	0	0	0
Benton	0	0	0	Martin	1	0	1
Blackford	0	0	0	Miami	0	0	0
Boone	0	0	0	Monroe	1	0	1
Brown	0	0	0	Montgomery	1	1	2
Carroll	0	0	0	Morgan	0	0	0
Cass	0	0	0	Newton	0	0	0
Clark	0	0	0	Noble	1	1	2
Clay	0	0	0	Ohio	0	0	0
Clinton	0	0	0	Orange	0	0	0
Crawford	0	0	0	Owen	0	0	0
Daviess	1	0	1	Parke	0	0	0
Dearborn	0	0	0	Perry	0	0	0
Decatur	2	0	2	Pike	0	0	0
DeKalb	1	0	1	Porter	0	0	0
Delaware	0	0	0	Posey	0	0	0
Dubois	1	0	1	Pulaski	0	0	0
Elkhart	3	0	3	Putnam	0	0	0
Fayette	0	0	0	Randolph	0	0	0
Floyd	0	0	0	Ripley	0	0	0
Fountain	0	0	0	Rush	0	0	0
Franklin	0	0	0	St. Joseph	1	0	1
Fulton	0	1	1	Scott	1	0	1
Gibson	0	0	0	Shelby	0	0	0
Grant	0	0	0	Spencer	0	0	0
Greene	0	0	0	Starke	0	0	0
Hamilton	1	1	2	Steuben	0	0	0
Hancock	1	0	1	Sullivan	0	0	0
Harrison	0	0	0	Switzerland	0	0	0
Hendricks	0	0	0	Tippecanoe	1	0	1
Henry	0	0	0	Tipton	0	0	0
Howard	0	1	1	Union	0	0	0
Huntington	0	0	0	Vanderburgh	0	0	0
Jackson	0	0	0	Vermillion	0	0	0
Jasper	0	1	1	Vigo	0	0	0
Jay	0	0	0	Wabash	0	0	0
Jefferson	0	0	0	Warren	0	0	0
Jennings	0	0	0	Warrick	0	0	0
Johnson	0	0	0	Washington	1	0	1
Knox	1	0	1	Wayne	0	0	0
Kosciusko	0	0	0	Wells	0	0	0
LaGrange	0	0	0	White	1	0	1
Lake	0	0	0	Whitley	0	0	0
LaPorte	0	0	0	Unknown	3	0	3
Lawrence	0	0	0	Totals	28	7	35

Some discharges may be releases to County Probation - data is unable to be separated.

Diagnostics and Escapes are excluded.

Source: Mnthext4_pgm_tbl15.pgm

Indiana Department of Correction
Table 16
Total Number of Committing Offenses for Juveniles
Committed to the Indiana Department of Correction

December 2022

OFFENSE (Citation Code)	NUMBER OF OFFENSES			
	This Month		This Calendar Year	
	Female	Male	Female	Male
LEVEL I				
Aggravated Battery (35-42-2-1.5)	0	0	0	6
Arson (35-43-1-1)	0	0	0	2
Battery (35-42-2-1)	0	0	3	24
Battery by Bodily Waste (35-42-2-6)	0	0	2	5
Burglary (35-43-2-1)	0	0	0	24
Carjacking (35-42-5-2)	0	0	0	0
Carrying Handgun w/o License (35-47-2-1)	0	0	0	26
Changing, Altering, Removing, Obliterating ID of Handgun (35-47-2-18)	0	0	0	2
Child Exploitation (35-42-4-4)	0	0	0	7
Child Molesting (35-42-4-3)	0	0	0	31
Child Seduction (35-42-4-7)	0	0	0	0
Child Selling (35-46-1-4)	0	0	0	0
Child Solicitation (35-42-4-6)	0	0	0	0
Child in Possession of Handgun (35-47-10-5)	0	0	1	6
Consumer Product Tampering (35-45-8-3)	0	0	0	0
Criminal Confinement (35-42-3-3)	0	0	0	4
Criminal Deviate Conduct (35-42-4-2)	0	0	0	0
Criminal Gang Intimidation (35-45-9-4)	0	0	0	0
Criminal Gang Recruitment	0	0	0	0
Criminal Mischief (35-43-1-2)	0	0	0	0
Criminal Recklessness (35-42-2-2)	0	0	2	17
Dangerous Possession of a Firearm (35-47-10-5)	0	0	0	44
Dealing in a Sawed-Off Shotgun (35-47-5-4.1)	0	0	0	0
Distribution of a Destructive Device (IC 35-47.5-5-5)	0	0	0	0
Domestic Battery (35-42-2-1.3)	0	0	8	22
Driving While Intoxicated Resulting in Death (9-30-5-5)	0	0	0	0
False Application for Handgun (35-47-2-8)	0	0	0	0
False, Altering Handgun License (35-47-2-22)	0	0	0	0
Feticide (35-42-1-6)	0	0	0	0
Handgun, False ID (35-47-2-17)	0	0	0	0
Incest (35-46-1-3)	0	0	0	0
Interference with Custody (35-42-3-4)	0	0	0	0
Intimidation (35-45-2-1)	0	0	0	0
Involuntary Manslaughter (35-42-1-4)	0	0	0	0
Kidnapping (35-42-3-2)	0	0	0	0
Murder (35-42-1-1)	0	0	0	4
Neglect of a Dependent (35-46-1-4)	0	0	0	0
Operation of a Machine Gun/Hurling a Bomb (35-47-5-9)	0	0	0	0
Overpass Mischief (35-42-2-5)	0	0	0	0
Pointing a Firearm (35-47-4-3)	0	0	0	6
Possession of Firearm on School Property (35-47-9-2)	0	0	0	3
Possession of a Machine Gun or Bomb (35-47-5-9)	0	0	0	0
Rape (35-42-4-1)	0	0	0	6
Reckless Homicide (35-42-1-5)	0	0	0	0
Resisting Law Enforcement (35-44-3-3)	0	0	0	0
Robbery (35-42-5-1)	0	0	3	25
Sell, Manufacture, Possess, Purchase Explosive (35-47-5-1)	0	0	0	0
Sell, Transfer, HIV Blood (35-42-1-7)	0	0	0	0
Selling, Transferring, Giving Handgun to Under 18 (35-47-2-7)	0	0	0	0
Sexual Battery (35-42-4-8)	0	0	0	3
Sexual Misconduct (35-44-1-5)	0	0	0	0
Sexual Misconduct with a Minor (35-42-4-9)	0	0	0	0
Stalking (35-45-10-5)	0	0	0	0
Strangulation (35-42-2-9)	0	0	0	3
Unlawful Delivery of Confiscated Firearm (35-47-3-4)	0	0	0	0
Unlawful Use of Body Armor (35-47-5-13)	0	0	0	0
Unlawful Use of Stun Gun (35-47-8-5)	0	0	0	0
Vicarious Sexual Gratification (35-42-4-5)	0	0	0	0
Voluntary Manslaughter (35-42-1-3)	0	0	0	0
Sub-Total	0	0	19	270

LEVEL II

Assisting a Criminal (35-44-3-2)	0	0	0	1
Chinese Throwing Star (35-47-5-12)	0	0	0	0
Criminal Gang Activity (35-45-9-3)	0	0	0	0
Criminal Mischief (35-43-1-2)	0	0	0	0
Criminal Recklessness (35-42-2-2)	0	0	0	0
Dealing Anabolic Steroid (16-42-19-27)	0	0	0	0
Dealing Methamphetamine (35-48-4-1.1)	0	0	0	0
Dealing in Cocaine or Narcotic Drug (35-48-4-1)	0	0	0	1
Dealing in Marijuana, Hash Oil, or Hashish (35-48-4-10)	0	0	0	1
Dealing in a Schedule I, II, or III Controlled Substance (35-48-4-2)	0	0	0	0
Dealing in a Schedule IV Controlled Substance (35-48-4-3)	0	0	0	0
Dealing in a Schedule V Controlled Substance (35-48-4-4)	0	0	0	0
Dealing in a Substance Represented to be a Controlled Substance (35-48-4-4.5)	0	0	0	0
Delivery of Weapon to Intoxicated Person (35-47-4-1)	0	0	0	0
Disarming Law Enforcement Officer (35-44.1-3-2)	0	0	0	0
Escape/Failure to Return to Lawful Detention (35-44-3-5)	0	0	2	13
Inmate w/ Deadly Weapon (35-44.1-3-7)	0	0	0	0
Interference with Custody (35-42-3-4)	0	0	0	0
Intimidation (35-45-2-1)	0	0	3	42
Knife with Automatic Blade (35-47-5-2)	0	0	0	0
Loan Sharking (35-45-7-2)	0	0	0	0
Maintaining a Common Nuisance (35-48-4-13)	0	0	0	0
Making loan secured by mortgage, deposit or pledge of handgun (35-47-4-2)	0	0	0	0
Manufacture, Distribution, Possession of a Substance Represented to be a Controlled Substance (35-48-4-4)	0	0	0	0
Neglect of a Dependent (35-46-1-4)	0	0	0	0
Poss Precursors w/ Intent to Manufacture Etc. (35-48-4-14.5)	0	0	0	0
Possession of a Controlled Substance (35-48-4-7)	0	0	1	0
Possession of a Knife on School Property (35-47-5-2.5)	0	0	0	0
Promoting Prostitution (35-45-4-4)	0	0	0	0
Purchase, Possession or Sale of Stun Gun (35-47-8-5)	0	0	0	0
Resisting Law Enforcement (35-44-3-3)	0	0	1	24
Rioting with a Deadly Weapon (35-45-1-2)	0	0	0	0
Sale, Possession, Use of Legend Drug (16-42-19-27)	0	0	0	0
Sexual Misconduct with a Minor (35-42-4-9)	0	0	0	0
Stalking (35-45-10-5)	0	0	0	0
Trafficking with an Inmate (35-44-3-9)	0	0	0	0
Use of Stun Gun in Commission of a Crime (35-47-8-5)	0	0	0	0
Sub-Total	0	0	7	82

LEVEL III

Accident /Failure to Stop (9-26-1-8)	0	0	0	0
Accident, Property Damage with Injury (9-26-1-8)	0	0	0	0
Altering or Damaging Computer (35-43-1-4)	0	0	0	0
Auto Theft, Receiving Stolen Parts (35-43-4-2.5)	0	0	8	34
Battery (35-42-2-1)	0	0	16	37
Battery by Bodily Waste (35-42-2-6)	0	0	1	2
Bestiality	0	0	0	1
Bribery (35-44-1-1)	0	0	0	0

LEVEL III (cont'd)	NUMBER OF OFFENSES			
	This Month		This Calendar Year	
	Female	Male	Female	Male
Burglary (35-43-2-1)	0	0	0	0
Check Deception (35-43-5-5)	0	0	0	0
Check Fraud (35-43-5-12)	0	0	0	0
Child Exploitation (35-42-4-4)	0	0	0	0
Controlled Substance Registration (35-48-4-14)	0	0	0	0
Conversion (35-43-4-3)	0	0	1	2
Criminal Mischief (35-43-1-2)	0	0	8	40
Criminal Recklessness (35-42-2-2)	0	0	0	2
Criminal Trespass (35-43-2-2)	0	0	0	3
Critical Infrastructure Facility Trespass (35-46-10-2)	0	0	0	1
Dealing in Altered Property (35-43-4-2.3)	0	0	0	0
Dealing in Marijuana, Hash Oil, or Hashish (35-48-4-10)	0	0	0	0
Dealing in Paraphernalia (35-48-4-8.5)	0	0	0	0
Dealing in a Schedule IV Controlled Substance (35-48-4-3)	0	0	0	0
Distribution of Material Harmful to Minor (35-49-3-3)	0	0	0	1
Escape/Failure to Return to Lawful Detention (35-44-3-5)	0	0	9	24
Failure to Appear (35-44-3-6)	0	0	0	0
False Reporting (35-44-2-2)	0	0	0	0
Forgery (35-43-5-2)	0	0	0	0
Fraud (35-43-5-4)	0	0	0	1
Fraud on Financial Institution (35-45-5-8)	0	0	0	0
Home Improvement Fraud (35-43-6-13)	0	0	0	0
Identity Deception (35-43-5-3.5)	0	0	0	0
Interference with Custody (35-42-3-4)	0	0	0	0
Interference with Reporting Crime (35-42-2-5)	0	0	0	1
Invasion of Privacy (35-46-1-15.1)	0	0	0	0
Kill Domestic Animal	0	0	0	0
Manufacture of Paraphernalia (35-48-4-8.1)	0	0	0	0
Nonsupport of Child (35-46-1-5)	0	0	0	0
Nonsupport of Spouse (35-46-1-6)	0	0	0	0
Obscene Performance (35-49-3-1)	0	0	0	0
Obstructing Fireman (35-44-3-8)	0	0	0	0
Obstructing Traffic (35-42-2-4)	0	0	0	0
Obstruction of Justice (35-44-3-4)	0	0	0	1
Operating Vehicle After Lifetime Forfeiture (9-30-10-17)	0	0	0	0
Operating Vehicle While Intoxicated (9-30-5-4)	0	0	0	0
Operating Vehicle While Intoxicated with Prior (9-30-5-3)	0	0	0	0
Patronizing a Prostitute (35-45-4-3)	0	0	0	0
Perjury (35-44-2-1)	0	0	0	0
Possession of Cocaine or Narcotic Drug (35-48-4-6)	0	0	1	2
Possession of Marijuana, Hash Oil, or Hashish (35-48-4-11)	0	0	0	0
Possession of Methamphetamines (35-48-4-6.1)	0	0	0	3
Possession of Paraphernalia (35-48-4-8.3)	0	0	0	0
Possession of a Controlled Substance (35-48-4-7)	0	0	0	3
Possession of a Syringe (16-42-19-18)	0	0	0	1
Possession/Use of Legend Drug (16-42-19-13)	0	0	0	2
Professional Gambling (35-45-5-3)	0	0	0	0
Profiting from Adoption (35-46-1-9)	0	0	0	0
Promoting Professional Gambling (35-45-5-4)	0	0	0	0
Promoting Prostitution (35-45-4-4)	0	0	0	0
Prostitution (35-45-4-2)	0	0	0	0
Public Indecency (35-45-4-1)	0	0	0	2
Public Nudity (35-45-4-1.5)	0	0	0	0
Railroad Mischief (35-42-2-5.5)	0	0	0	0
Receiving Stolen Auto Parts (35-43-4-2.5)	0	0	0	0
Receiving Stolen Property (35-43-4-2)	0	0	0	0
Residential Entry (35-43-2-1.5)	0	0	1	5

LEVEL III (cont'd)	NUMBER OF OFFENSES			
	This Month		This Calendar Year	
	Female	Male	Female	Male
Resisting Law Enforcement (35-44-3-3)	0	0	4	41
Rioting (35-45-1-2)	0	0	0	1
Sale, Possession, Use of Legend Drug (16-42-19-27)	0	0	0	0
Selling, Distributing, Exhibiting Obscene Material (35-49-3-1)	0	0	0	0
Stalking (35-45-10-5)	0	0	0	0
Synthetic Drug (35-48-4-11.5)	0	0	0	0
Theft (35-43-4-2)	0	0	9	59
Torture or Mutilation of Animal (35-46-3-12)	0	0	0	0
Trafficking with an Inmate (35-44-3-9)	0	0	0	0
Unauthorized Possession of Prescription Form (35-48-4-14)	0	0	0	0
Unlawful Entry of Motor Vehicle (35-43-4-2.7)	0	0	0	1
Voyeurism (35-45-4-5)	0	0	0	0
Welfare Fraud (35-43-5-7)	0	0	0	0
Sub-Total	0	0	58	270

LEVEL IV

Absence From Home Detention (35-38-2.5-10)	0	0	0	0
Accident/Failure to Stop (9-26-1-8)	0	0	0	2
Aggressive Driving (9-21-8-55)	0	0	0	1
Alcohol Violation (31-37-2-6)	0	0	0	0
Animal Cruelty (35-46-3-12)	0	0	0	0
Assisting a Criminal (35-44-3-2)	0	0	0	0
Beats Vertebrate Animal (35-46-3-12)	0	0	0	0
Check Deception (35-43-5-5)	0	0	0	0
Common Nuisance (35-48-4-13)	0	0	0	1
Computer Trespassing (35-43-2-3)	0	0	0	0
Counterfeiting Auto Registration (9-18-2-42)	0	0	0	0
Counterfeiting a Driver's License (9-24-18-7)	0	0	0	0
Criminal Mischief (35-43-1-2)	0	0	0	0
Curfew Violation (31-37-2-5)	0	0	0	1
Deception (35-43-5-3)	0	0	0	0
Deer Outside Hours (14-22-6-1)	0	0	0	0
Deer w/ Illegal Device (14-22-6-1)	0	0	0	0
Disorderly Conduct (35-45-1-3)	0	0	4	22
Dissemination of Material Harmful to Minor (35-49-3-3)	0	0	0	0
Driving While Intoxicated (9-11-2-3)	0	0	0	0
Driving with Suspended License (9-24-19-2)	0	0	0	0
Exploitation of Dependent/Endangered Adult (35-46-1-12)	0	0	0	0
Failure to Appear (35-44-3-6)	0	0	0	0
Failure to Disclose Recruitment (35-46-4-4)	0	0	0	0
Failure to Respond to Summons (35-44-3-6.5)	0	0	0	0
False Auto Registration (9-18-2-44)	0	0	0	0
False Identity Statement (35-44-2-6)	0	0	0	0
False Informing (35-44-2-2)	0	0	1	8
Flag Desecration (35-45-1-4)	0	0	0	0
Glue Sniffing (35-46-6-2)	0	0	0	0
Habitual Disobedience of Parent, Guardian, or Custodian (Incorrigible) (31-37-2-4)	0	0	0	5
Harassment (35-45-2-2)	0	0	0	0
Home Improvement Fraud (35-43-6-12)	0	0	0	0
Illegal Consumption of Alcohol (7.1-5-7-7)	0	0	1	1
Illegal Possession of Alcohol (7.1-5-7-7)	0	0	0	0
Impairment of ID Number (35-43-7-4)	0	0	0	0
Interference with Custody (35-42-3-4)	0	0	0	0
Interfering with Law Enforcement Animal (35-46-3-11)	0	0	0	0
Invasion of Privacy (35-46-1-15.1)	0	0	0	0
Leaving Home w/o Permission of Parent, Guardian or Custodian (Runaway) (31-37-2-2)	0	0	6	6
Leaving Scene of Accident (9-26-1-1.1)	0	0	0	0
Maintaining a Common Nuisance (35-48-4-13)	0	0	0	0
Nitrous Oxide Distribution (35-46-6-3)	0	0	0	0
Obscene Performance (35-49-3-1)	0	0	0	0
Obstructing Medical Emergency (35-44-3-8.5)	0	0	0	0

LEVEL IV (cont'd)	NUMBER OF OFFENSES			
	This Month		This Calendar Year	
	Female	Male	Female	Male
Obstructing Traffic (35-42-2-4)	0	0	0	0
Official Misconduct (35-44.1-1-1)	0	0	0	0
Operating Vehicle While Intoxicated (9-30-5-2)	0	0	0	0
Operating Vehicle While Intoxicated/Cntrld Sub (9-30-5-1)	0	0	0	0
Operating Vehicle w/o License (9-24-18-1)	0	0	2	12
Operating Vehicle w/o Proof of Financial (9-25-8-2)	0	0	0	0
Operating Vehicle w/o Registration/Plates (9-18-2-43)	0	0	0	0
Possession of Device/Interfere Test (35-43-5-18)	0	0	0	0
Possession of Marijuana, Hash Oil, or Hashish (35-48-4-11)	0	0	1	18
Possession of Paraphernalia (35-48-4-8.3)	0	0	1	2
Possession of Substance Represented to be a Controlled Substance (35-48-4-4.6)	0	0	0	0
Possession, Purchase, Accepting Tobacco (35-46-1-10.5)	0	0	0	0
Probation Violation	0	0	0	134
Public Intoxication (7.1-5-1-3)	0	0	0	0
Receiving Unidentified Property (35-43-7-5)	0	0	0	0
Reckless Driving (9-21-8-52)	0	0	0	0
Refusal to Aid Officer (35-44-3-7)	0	0	0	0
Refusal to Identify Self (34-28-5-3.5)	0	0	0	0
Selling, Distributing, Exhibiting Obscene Material (35-49-3-1)	0	0	0	0
Synthetic Drug (35-48-4-11.5)	0	0	0	0
Taking Deer/Turkey (14-22-6-1)	0	0	0	0
Tattooing a Minor (35-42-2-7)	0	0	0	0
Torture, Kill, Mutilate an Animal (35-46-3-12)	0	0	0	0
Unauthorized Possession of Prescription (35-48-4-14)	0	0	0	0
Unlawful Entry of Motor Vehicle (35-43-4-2.7)	0	0	0	11
Unlawful Gambling (35-45-5-2)	0	0	0	0
Unlawful Use of Railroad Right of Way (8-3-15-3)	0	0	0	0
Vending Machine Vandalism (35-43-4-7)	0	0	0	0
Violation Home Detention	0	0	0	0
Violation Suspended Commitment to DOC	0	0	4	0
Violation of Compulsory School Attendance Law (Truancy) (31-37-2-3)	0	0	0	3
Voyeurism (35-45-4-5)	0	0	0	0
Welfare Fraud (35-45-5-7)	0	0	0	0
Sub-Total	0	0	20	227
GRAND TOTAL NUMBER OF OFFENSES	0	0	104	849

Indiana Department of Correction
Table 17
Number of Juvenile Offenders by Most Serious Offense
Committed to the Indiana Department of Correction

December 2022

MOST SERIOUS OFFENSE (Citation Code)	NUMBER OF JUVENILES			
	This Month		This Calendar Year	
LEVEL I	Female	Male	Female	Male
Aggravated Battery (35-42-2-1.5)	0	1	0	6
Arson (35-43-1-1)	0	0	0	1
Battery (35-42-2-1)	0	1	3	19
Battery by Bodily Waste (35-42-2-6)	1	0	2	5
Burglary (35-43-2-1)	0	2	0	23
Carjacking (35-42-5-2)	0	0	0	0
Carrying Handgun w/o License (35-47-2-1)	0	1	0	11
Changing, Altering, Removing, Obliterating ID of Handgun (35-47-2-18)	0	1	0	2
Child Exploitation (35-42-4-4)	0	0	0	2
Child Molesting (35-42-4-3)	0	1	0	18
Child Seduction (35-42-4-7)	0	0	0	0
Child Selling (35-46-1-4)	0	0	0	0
Child Solicitation (35-42-4-6)	0	0	0	0
Child in Possession of Handgun (35-47-10-5)	0	0	1	2
Consumer Product Tampering (35-45-8-3)	0	0	0	0
Criminal Confinement (35-42-3-3)	0	0	0	2
Criminal Deviate Conduct (35-42-4-2)	0	0	0	0
Criminal Gang Intimidation (35-45-9-4)	0	0	0	0
Criminal Gang Recruitment	0	0	0	0
Criminal Recklessness (35-42-2-2)	0	0	1	11
Dangerous Possession of a Firearm (35-47-10-5)	0	3	0	22
Dealing in a Sawed-Off Shotgun (35-47-5-4.1)	0	0	0	0
Distribution of a Destructive Device (IC 35-47.5-5-5)	0	0	0	0
Domestic Battery (35-42-2-1.3)	2	1	8	17
Driving While Intoxicated Resulting in Death (9-30-5-5)	0	0	0	0
False Application for Handgun (35-47-2-8)	0	0	0	0
False, Altering Handgun License (35-47-2-22)	0	0	0	0
Feticide (35-42-1-6)	0	0	0	0
Handgun, False ID (35-47-2-17)	0	0	0	0
Incest (35-46-1-3)	0	0	0	0
Interference with Custody (35-42-3-4)	0	0	0	0
Intimidation (35-45-2-1)	0	0	0	0
Involuntary Manslaughter (35-42-1-4)	0	0	0	0
Kidnapping (35-42-3-2)	0	0	0	0
Murder (35-42-1-1)	0	1	0	4
Neglect of a Dependent (35-46-1-4)	0	0	0	0
Operation of a Machine Gun/Hurling a Bomb (35-47-5-9)	0	0	0	0
Overpass Mischief (35-42-2-5)	0	0	0	0
Pointing a Firearm (35-47-4-3)	0	0	0	2
Possession of Firearm on School Property (35-47-9-2)	0	0	0	2
Possession of a Machine Gun or Bomb (35-47-5-9)	0	0	0	0
Rape (35-42-4-1)	0	0	0	5
Reckless Homicide (35-42-1-5)	0	0	0	0
Resisting Law Enforcement (35-44-3-3)	0	0	0	0
Robbery (35-42-5-1)	0	3	3	22
Sell, Manufacture, Possess, Purchase Explosive (35-47-5-1)	0	0	0	0
Sell, Transfer, HIV Blood (35-42-1-7)	0	0	0	0
Selling, Transferring, Giving Handgun to Under 18 (35-47-2-7)	0	0	0	0
Sexual Battery (35-42-4-8)	0	0	0	3
Sexual Misconduct (35-44-1-5)	0	0	0	0

NUMBER OF JUVENILES

LEVEL I (cont'd)	This Month		This Calendar Year	
	Female	Male	Female	Male
Sexual Misconduct with a Minor (35-42-4-9)	0	0	0	0
Stalking (35-45-10-5)	0	0	0	0
Strangulation (35-42-2-9)	0	0	0	0
Unlawful Delivery of Confiscated Firearm (35-47-3-4)	0	0	0	0
Unlawful Use of Body Armor (35-47-5-13)	0	0	0	0
Unlawful Use of Stun Gun (35-47-8-5)	0	0	0	0
Vicarious Sexual Gratification (35-42-4-5)	0	0	0	0
Voluntary Manslaughter (35-42-1-3)	0	0	0	0
Sub-Total	3	15	18	179

LEVEL II

Assisting a Criminal (35-44-3-2)	0	0	0	0
Chinese Throwing Star (35-47-5-12)	0	0	0	0
Criminal Gang Activity (35-45-9-3)	0	0	0	0
Criminal Recklessness (35-42-2-2)	0	0	0	0
Dealing Anabolic Steroid (16-42-19-27)	0	0	0	0
Dealing Methamphetamine (35-48-4-1.1)	0	0	0	0
Dealing in Cocaine or Narcotic Drug (35-48-4-1)	0	0	0	0
Dealing in Marijuana, Hash Oil, or Hashish (35-48-4-10)	0	0	0	0
Dealing in a Schedule I, II, or III Controlled Substance (35-48-4-2)	0	0	0	0
Dealing in a Schedule IV Controlled Substance (35-48-4-3)	0	0	0	0
Dealing in a Schedule V Controlled Substance (35-48-4-4)	0	0	0	0
Dealing in a Substance Represented to be a Controlled Substance (35-48-4-4.5)	0	0	0	0
Delivery of Weapon to Intoxicated Person (35-47-4-1)	0	0	0	0
Disarming Law Enforcement Officer (35-44.1-3-2)	0	0	0	0
Escape/Failure to Return to Lawful Detention (35-44-3-5)	1	1	2	8
Inmate w/ Deadly Weapon (35-44.1-3-7)	0	0	0	0
Interference with Custody (35-42-3-4)	0	0	0	0
Intimidation (35-45-2-1)	0	0	3	22
Knife with Automatic Blade (35-47-5-2)	0	0	0	0
Loan Sharking (35-45-7-2)	0	0	0	0
Maintaining a Common Nuisance (35-48-4-13)	0	0	0	0
Making loan secured by mortgage, deposit or pledge of handgun (35-47-4-2)	0	0	0	0
Manufacture, Distribution, Possession of a Substance Represented to be a Controlled Substance (35-	0	0	0	0
Neglect of a Dependent (35-46-1-4)	0	0	0	0
Poss precursors w/intent to manufacture etc. (35-48-4-14.5)	0	0	0	0
Possession of a Controlled Substance (35-48-4-7)	0	0	0	0
Possession of a Knife on School Property (35-47-5-2.5)	0	0	0	0
Promoting Prostitution (35-45-4-4)	0	0	0	0
Purchase, Possession or Sale of Stun Gun (35-47-8-5)	0	0	0	0
Resisting Law Enforcement (35-44-3-3)	0	2	1	11
Rioting with a Deadly Weapon (35-45-1-2)	0	0	0	0
Sale, Possession, Use of Legend Drug (16-42-19-27)	0	0	0	0
Sexual Misconduct with a Minor (35-42-4-9)	0	0	0	0
Stalking (35-45-10-5)	0	0	0	0
Trafficking with an Inmate (35-44-3-9)	0	0	0	0
Use of Stun Gun in Commission of a Crime (35-47-8-5)	0	0	0	0
Sub-Total	1	3	6	41

LEVEL III

Accident /Failure to Stop (9-26-1-8)	0	0	0	0
Accident, Property Damage with Injury (9-26-1-8)	0	0	0	0
Altering or Damaging Computer (35-43-1-4)	0	0	0	0
Auto Theft, Receiving Stolen Parts (35-43-4-2.5)	2	2	7	13
Battery (35-42-2-1)	0	1	5	10
Battery / Bodily Waste (35-42-2-1.3)	0	0	1	0
Bestiality (35-46-3-14)	0	0	0	1
Bribery (35-44-1-1)	0	0	0	0
Burglary (35-43-2-1)	0	0	0	0

LEVEL III (cont'd)	NUMBER OF JUVENILES			
	This Month		This Calendar Year	
	Female	Male	Female	Male
Check Deception (35-43-5-5)	0	0	0	0
Check Fraud (35-43-5-12)	0	0	0	0
Child Exploitation (35-42-4-4)	0	0	0	0
Controlled Substance Registration (35-48-4-14)	0	0	0	0
Conversion (35-43-4-3)	0	0	0	1
Criminal Mischief (35-43-1-2)	0	0	1	7
Criminal Recklessness (35-42-2-2)	0	0	0	0
Criminal Trespass (35-43-2-2)	0	0	0	1
Critical Infrastructure Facility Trespass (35-46-10-2)	0	0	0	1
Dealing in Altered Property (35-43-4-2.3)	0	0	0	0
Dealing in Marijuana, Hash Oil, or Hashish (35-48-4-10)	0	0	0	0
Dealing in Paraphernalia (35-48-4-8.5)	0	0	0	0
Distribution of Material Harmful to Minor (35-49-3-3)	0	0	0	0
Escape/Failure to Return to Lawful Detention (35-44-3-5)	0	1	3	7
Failure to Appear (35-44-3-6)	0	0	0	0
False Reporting (35-44-2-2)	0	0	0	0
Forgery (35-43-5-2)	0	0	0	0
Fraud (35-43-5-4)	0	0	0	0
Fraud on Financial Institution (35-45-5-8)	0	0	0	0
Home Improvement Fraud (35-43-6-13)	0	0	0	0
Identity Deception (35-43-5-3.5)	0	0	0	0
Interference with Custody (35-42-3-4)	0	0	0	0
Interference with Reporting Crime (35-42-2-5)	0	0	0	0
Invasion of Privacy (35-46-1-15.1)	0	0	0	0
Kill Domestic Animal (35-46-3-12)	0	0	0	0
Manufacture of Paraphernalia (35-48-4-8.1)	0	0	0	0
Nonsupport of Child (35-46-1-5)	0	0	0	0
Nonsupport of Spouse (35-46-1-6)	0	0	0	0
Obscene Performance (35-49-3-1)	0	0	0	0
Obstructing Fireman (35-44-3-8)	0	0	0	0
Obstructing Traffic (35-42-2-4)	0	0	0	0
Obstruction of Justice (35-44-3-4)	0	0	0	0
Operating Vehicle After Lifetime Forfeiture (9-30-10-17)	0	0	0	0
Operating Vehicle While Intoxicated (9-30-5-4)	0	0	0	0
Operating Vehicle While Intoxicated with Prior (9-30-5-3)	0	0	0	0
Patronizing a Prostitute (35-45-4-3)	0	0	0	0
Perjury (35-44-2-1)	0	0	0	0
Possession of Cocaine or Narcotic Drug (35-48-4-6)	0	0	1	0
Possession of Marijuana, Hash Oil, or Hashish (35-48-4-11)	0	0	0	0
Possession of Methamphetamines (35-48-4-6.1)	0	0	0	1
Possession of Paraphernalia (35-48-4-8.3)	0	0	0	0
Possession of a Controlled Substance (35-48-4-7)	0	0	0	1
Possession of a Syringe (16-42-19-18)	0	0	0	0
Possession/Use of Legend Drug (16-42-19-13)	0	0	0	2
Professional Gambling (35-45-5-3)	0	0	0	0
Profiting from Adoption (35-46-1-9)	0	0	0	0
Promoting Professional Gambling (35-45-5-4)	0	0	0	0
Promoting Prostitution (35-45-4-4)	0	0	0	0
Prostitution (35-45-4-2)	0	0	0	0
Public Indecency (35-45-4-1)	0	0	0	0
Public Nudity (35-45-4-1.5)	0	0	0	0
Railroad Mischief (35-42-2-5.5)	0	0	0	0
Receiving Stolen Property (35-43-4-2)	0	0	0	0
Residential Entry (35-43-2-1.5)	0	0	1	2
Resisting Law Enforcement (35-44-3-3)	1	0	1	10
Rioting (35-45-1-2)	0	0	0	0

LEVEL III (Cont.)	NUMBER OF JUVENILES			
	This Month		This Calendar Year	
	Female	Male	Female	Male
Sale, Possession, Use of Legend Drug (16-42-19-27)	0	0	0	0
Selling, Distributing, Exhibiting Obscene Material (35-49-3-1)	0	0	0	0
Stalking (35-45-10-5)	0	0	0	0
Synthetic Drug (35-48-4-11.5)	0	0	0	0
Theft (35-43-4-2)	0	1	3	14
Torture or Mutilation of Animal (35-46-3-12)	0	0	0	0
Trafficking with an Inmate (35-44-3-9)	0	0	0	0
Unauthorized Possession of Prescription Form (35-48-4-14)	0	0	0	0
Unlawful Entry of Motor Vehicle (35-43-4-2.7)	0	0	0	0
Voyeurism (35-45-4-5)	0	0	0	0
Welfare Fraud (35-43-5-7)	0	0	0	0
Sub-Total	3	5	23	71
LEVEL IV				
Absence From Home Detention (35-38-2.5-10)	0	0	0	0
Accident/Failure to Stop (9-26-1-8)	0	0	0	0
Assisting a Criminal (35-44-3-2)	0	0	0	0
Beats Vertebrate Animal (35-46-3-12)	0	0	0	0
Check Deception (35-43-5-5)	0	0	0	0
Common Nuisance (35-48-4-13)	0	0	0	0
Computer Trespassing (35-43-2-3)	0	0	0	0
Counterfeiting Auto Registration (9-18-2-42)	0	0	0	0
Counterfeiting a Driver's License (9-24-18-7)	0	0	0	0
Curfew Violation (31-37-2-5)	0	0	0	0
Deception (35-43-5-3)	0	0	0	0
Disorderly Conduct (35-45-1-3)	0	0	0	1
Dissemination of Material Harmful to Minor (35-49-3-3)	0	0	0	0
Driving with Suspended License (9-24-19-2)	0	0	0	0
Exploitation of Dependent/Endangered Adult (35-46-1-12)	0	0	0	0
Failure to Appear (35-44-3-6)	0	0	0	0
Failure to Disclose Recruitment (35-46-4-4)	0	0	0	0
Failure to Respond to Summons (35-44-3-6.5)	0	0	0	0
False Auto Registration (9-18-2-44)	0	0	0	0
False Identity Statement (35-44-2-6)	0	0	0	0
False Informing (35-44-2-2)	0	0	0	1
Flag Desecration (35-45-1-4)	0	0	0	0
Glue Sniffing (35-46-6-2)	0	0	0	0
Habitual Disobedience of Parent, Guardian, or Custodian (Incorrigible) (31-37-2-4)	0	0	0	0
Harassment (35-45-2-2)	0	0	0	0
Home Improvement Fraud (35-43-6-12)	0	0	0	0
Illegal Consumption of Alcohol (7.1-5-7-7)	0	0	0	0
Illegal Possession of Alcohol (7.1-5-7-7)	0	0	0	0
Impairment of ID Number (35-43-7-4)	0	0	0	0
Interference with Custody (35-42-3-4)	0	0	0	0
Interfering with Law Enforcement Animal (35-46-3-11)	0	0	0	0
Invasion of Privacy (35-46-1-15.1)	0	0	0	0
Leaving Home w/o Permission of Parent, Guardian or Custodian (Runaway) (31-37-2-2)	0	0	0	0
Nitrous Oxide Distribution (35-46-6-3)	0	0	0	0
Obscene Performance (35-49-3-1)	0	0	0	0
Obstructing Medical Emergency (35-44-3-8.5)	0	0	0	0
Obstructing Traffic (35-42-2-4)	0	0	0	0
Operating Vehicle While Intoxicated (9-30-5-2)	0	0	0	0
Operating Vehicle While Intoxicated/Cntrl'd Sub (9-30-5-1)	0	0	0	0
Operating Vehicle w/o License (9-24-18-1)	0	0	0	1
Operating Vehicle w/o Proof of Financial (9-25-8-2)	0	0	0	0
Operating Vehicle w/o Registration/Plates (9-18-2-43)	0	0	0	0
Possession of Marijuana, Hash Oil, or Hashish (35-48-4-11)	0	0	0	5
Possession of Paraphernalia (35-48-4-8.3)	0	0	0	0
Possession of Substance Represented to be a Controlled Substance (35-48-4-4.6)	0	0	0	0
Possession, Purchase, Accepting Tobacco (35-46-1-10.5)	0	0	0	0
Probation Violation (35-38-2-3)	0	0	0	0
Public Intoxication (7.1-5-1-3)	0	0	0	0
Receiving Unidentified Property (35-43-7-5)	0	0	0	0
Reckless Driving (9-21-8-52)	0	0	0	0
Refusal to Aid Officer (35-44-3-7)	0	0	0	0

LEVEL IV (cont'd)	NUMBER OF JUVENILES			
	This Month		This Calendar Year	
	Female	Male	Female	Male
Refusal to Identify Self (34-28-5-3.5)	0	0	0	0
Selling, Distributing, Exhibiting Obscene Material (35-49-3-1)	0	0	0	0
Synthetic Drug (35-48-4-11.5)	0	0	0	0
Torture, Kill, Mutilate an Animal (35-46-3-12)	0	0	0	0
Unauthorized Possession of Prescription (35-48-4-14)	0	0	0	0
Unlawful Entry of Motor Vehicle (35-43-4-2.7)	0	0	0	0
Unlawful Gambling (35-45-5-2)	0	0	0	0
Unlawful Use of Railroad Right of Way (8-3-15-3)	0	0	0	0
Vending Machine Vandalism (35-43-4-7)	0	0	0	0
Violation Home Detention (35-38-2.5-6)	0	0	0	0
Violation Suspended Commitment to DOC (35-38-3-1)	0	0	0	0
Violation of Compulsory School Attendance Law (Truancy) (31-37-2-3)	0	0	0	0
Voyeurism (35-45-4-5)	0	0	0	0
Welfare Fraud (35-45-5-7)	0	0	0	0
	Sub-Total		0	8
	GRAND TOTAL NUMBER OF JUVENILES		7	299

Indiana Department of Correction
Table 18
Juvenile Female New Commitments

<u>Month</u>	<u>2017</u>	<u>2018</u>	<u>2019</u>	<u>2020</u>	<u>2021</u>	<u>2022</u>
January	2	3	10	3	4	2
February	5	8	4	5	0	6
March	6	4	7	3	1	3
April	2	7	3	5	3	3
May	6	8	8	5	6	7
June	7	2	3	4	6	3
July	8	12	9	3	3	1
August	5	4	2	1	5	4
September	8	8	4	4	3	4
October	6	5	6	2	2	4
November	7	8	2	5	3	3
December	<u>12</u>	<u>8</u>	<u>5</u>	<u>3</u>	<u>3</u>	<u>7</u>
TOTALS	74	77	63	43	39	47

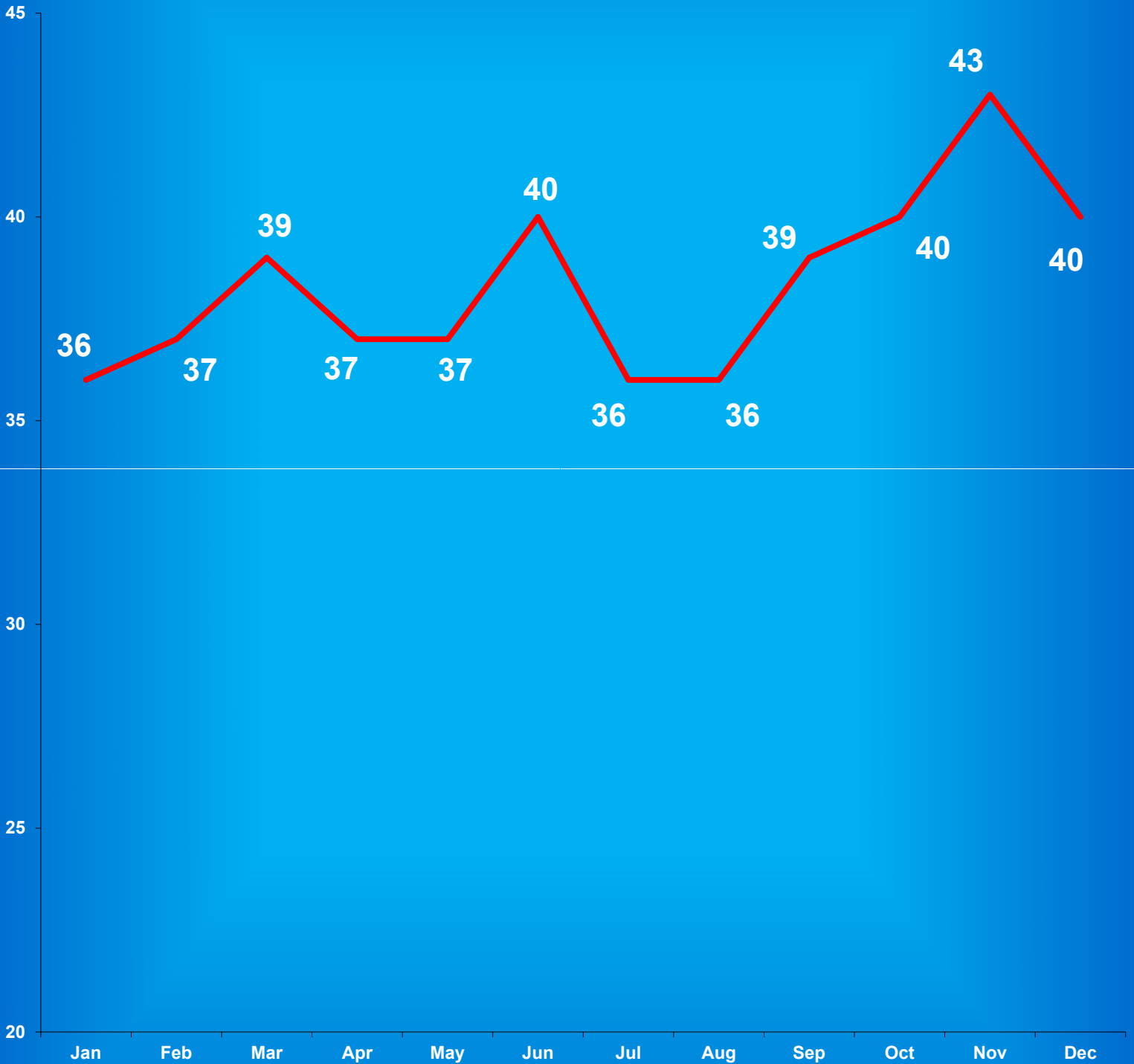
Source: SAS - mnthadm4.pgm

Indiana Department of Correction

Graph G

Average Daily Juvenile Female Offender Populations

Calendar Year 2022



Indiana Department of Correction
Table 19
Juvenile Male New Commitments

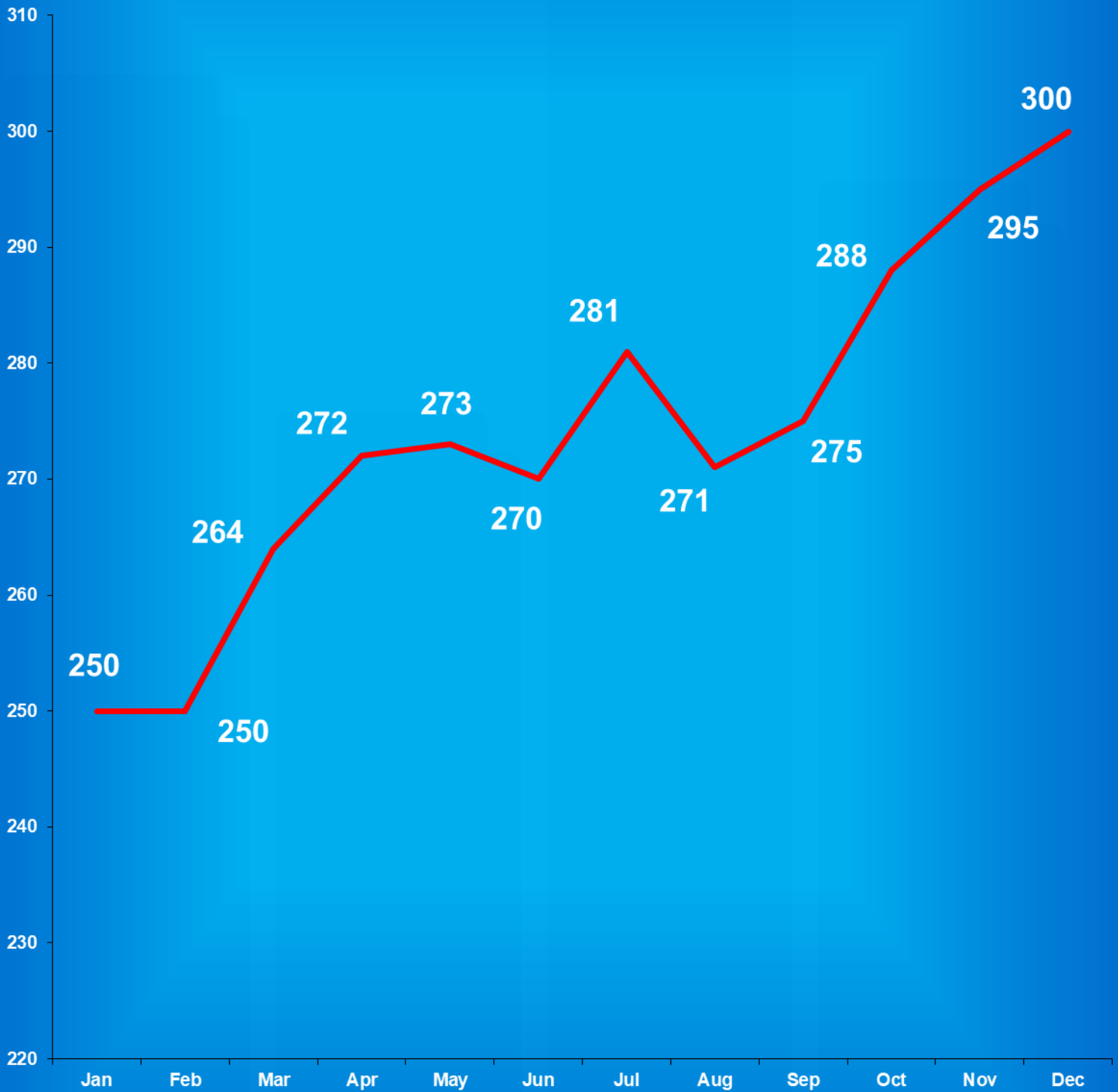
<u>Month</u>	<u>2017</u>	<u>2018</u>	<u>2019</u>	<u>2020</u>	<u>2021</u>	<u>2022</u>
January	26	46	36	28	6	23
February	26	38	36	21	16	17
March	36	33	17	32	28	34
April	45	27	24	17	22	25
May	35	42	30	11	23	23
June	48	29	27	14	23	34
July	40	29	47	17	21	24
August	48	28	37	15	15	24
September	43	41	23	20	23	26
October	39	24	34	17	9	22
November	48	34	26	19	22	26
December	<u>34</u>	<u>52</u>	<u>23</u>	<u>20</u>	<u>28</u>	<u>24</u>
TOTALS	468	423	360	231	236	302

Source: SAS - mnthadm4.pgm

Indiana Department of Correction

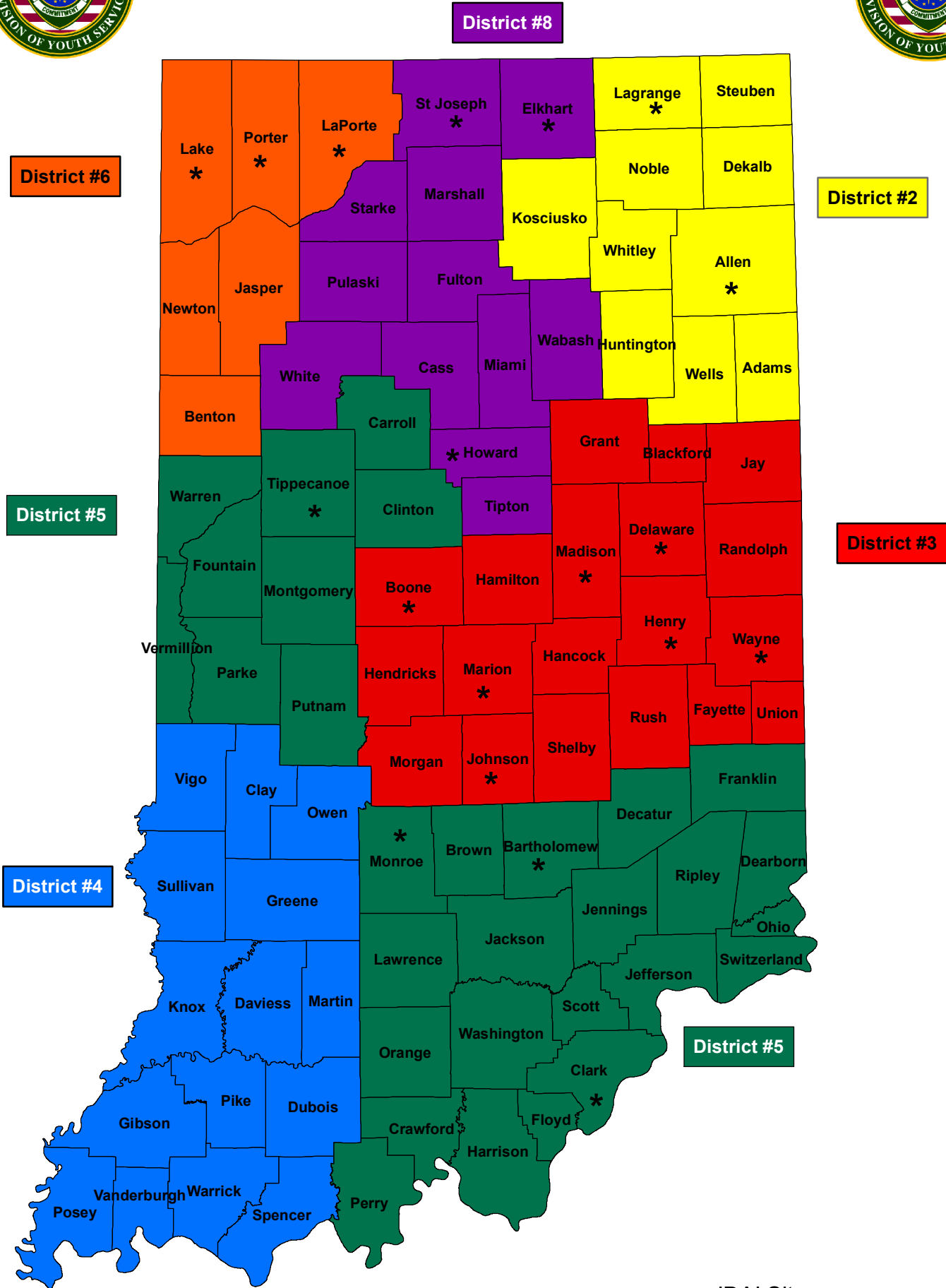
Graph H

Average Daily Juvenile Male Offender Populations
Calendar Year 2022





Juvenile Reintegration Districts



*JDAI Site

Indiana Department of Correction
Table 20
Juvenile Parole Caseload on January 01, 2023

<u>Juvenile Reintegration Districts</u>	Indiana Parolees		Other Jurisdiction		<u>Total</u>
	<u>Juvenile Male</u>	<u>Juvenile Female</u>	<u>Juvenile Male</u>	<u>Juvenile Female</u>	
<i>Interstate Compact (PD0)*</i>	0	0	0	0	0
	<u>District Supervision Breakdown</u> as follows:				
Re-Entry Parole (PD1)	1	0	0	0	1
Fort Wayne (PD2)	9	0	0	0	9
Indianapolis (PD3)	0	0	3	0	3
Evansville (P4A)	0	0	1	0	1
Terre Haute (P4B)	2	0	0	0	2
Bloomington (PD5)	1	0	0	0	1
Gary (PD6)	0	0	0	0	0
New Castle (PD7)	5	0	1	0	6
South Bend (PD8)	4	1	0	0	5
Madison (PD9)	0	0	0	0	0
Total	22	1	5	0	28

Total Juvenile Parole Population on the First Day of Each Month

<u>Calendar Year 2022</u>	Indiana Parolees		Other Jurisdiction		<u>Total</u>
	<u>Juvenile Male</u>	<u>Juvenile Female</u>	<u>Juvenile Male</u>	<u>Juvenile Female</u>	
January	30	1	6	0	37
February	33	1	9	0	43
March	28	2	12	0	42
April	24	1	8	0	33
May	29	1	7	0	37
June	32	1	8	0	41
July	28	2	7	0	37
August	29	2	5	0	36
September	27	1	6	0	34
October	21	1	5	0	27
November	18	1	5	0	24
December	22	1	5	0	28

** Includes Indiana parolees who are serving their parole in another state, as well as offenders from other States being supervised in Indiana (Interstate Compact)*

Sources:
Parole Division
SAS - juvparl2.pgm

**Indiana Department of Correction
Indiana Government Center South, Room E334
302 W. Washington Street
Indianapolis, IN 46204**

**Prepared by:
Scott Haskett, Data Analyst
CHaskett2@idoc.in.gov**

This report and previous reports may be found at:

<http://www.in.gov/idoc/2376.htm>



CHANGING LIVES

The logo for the Indiana Department of Correction is circular, featuring a central torch and the words "EMPLOYEES", "EFFICIENCY", and "EFFECTIVENESS" around it. The outer ring contains the text "INDIANA DEPARTMENT OF CORRECTION". The map of Indiana is a solid blue silhouette.

The Indiana Department of Correction advances public safety and successful re-entry through dynamic supervision, programming, and partnerships.