


# Indiana Department of Correction

## Division of Data Science and Analytics



## Offender Population Statistical Report

- SEPTEMBER 2022 -

Rob Carter, Commissioner

**Indiana Department of Correction  
Indiana Government Center South, Room E334  
302 W. Washington Street  
Indianapolis, IN 46204**

**Prepared by:  
Scott Haskett, Data Analyst  
[CHaskett2@idoc.in.gov](mailto:CHaskett2@idoc.in.gov)**

**This report and previous reports may be found at:**

**<http://www.in.gov/idoc/2376.htm>**



## Definitions

For this report, the following definitions apply:

**Admission** – The means by which an offender enters the custody or jurisdiction of the Indiana Department of Correction. For this report, except for the return of an escapee, this does not include a return from a temporary absence.

**Average Daily Population** – The sum of the daily beginning counts for a month, divided by that month's number of daily beginning counts.

**Beginning Count** – The number of offenders physically present at the beginning of the day (ie, 0000:01 hours).

**Class A Felony** – An offense whereby a person convicted of this felony shall be imprisoned for a fixed term of thirty years, with not more than twenty years added for aggravating circumstances, or not more than ten years subtracted for mitigating circumstances.

**Class B Felony** – An offense whereby a person convicted of this felony shall be imprisoned for a fixed term of ten years, with not more than ten years added for aggravating circumstances, or not more than four years subtracted for mitigating circumstances.

**Class C Felony** – An offense whereby a person convicted of this felony shall be imprisoned for a fixed term of four years, with not more than four years added for aggravating circumstances, or not more than two years subtracted for mitigating circumstances.

**Class D Felony** – An offense whereby a person convicted of this felony shall be imprisoned for a fixed term of one and one-half years, with not more than one and one-half years added for aggravating circumstances, or not more than one year subtracted for mitigating circumstances.

**Class 1 Felony** – An offense whereby a person convicted of this felony shall be imprisoned with a sentence range of 20-40 years, with not more than twenty years added as a habitual offender enhancement.

**Class 2 Felony** – An offense whereby a person convicted of this felony shall be imprisoned with a sentence range of 10-30 years, with not more than twenty years added as a habitual offender enhancement.

**Class 3 Felony** – An offense whereby a person convicted of this felony shall be imprisoned with a sentence range of 3-16 years, with not more than twenty years added as a habitual offender enhancement.

**Class 4 Felony** – An offense whereby a person convicted of this felony shall be imprisoned with a sentence range of 2-12 years, with not more than twenty years added as a habitual offender enhancement.

**Class 5 Felony** – An offense whereby a person convicted of this felony shall be imprisoned with a sentence range of 1-6 years, with not more than six years added as a habitual offender enhancement.

**Class 6 Felony** – An offense whereby a person convicted of this felony shall be imprisoned with a sentence range of 0.5-2.5 years, with not more than six years added as a habitual offender enhancement.

**Contracted Beds** - Those offenders who have been committed to the Indiana Department of Correction but are housed in a local work release facility under contract of a 3rd party provider.

**County Jail "Back-ups" (Jail Bed Count)** – Those offenders who have been committed to the Indiana Department of Correction but are housed in a county jail until they can be transferred to a Department of Correction intake facility. The county receives \$35.00 per day, per offender, to house these offenders.

**Ending Count** – The number of offenders physically present at the end of the day (i.e., 2400:00 hours).

**Felon** – A person convicted in any jurisdiction who might have been imprisoned for more than one year.

**Murder** - An offense whereby a person convicted of this felony shall be imprisoned for a fixed term of fifty-five years, with not more than ten years added for aggravating circumstances, or not more than ten years subtracted for mitigating circumstances.

## Definitions Continued

**Operational Capacity** – The total bed capacity of the facility. The capacity of a facility is the number of beds authorized for safe and efficient operation of the facility.

**Pre-Dispositional** – An individual ordered by the Court to the Indiana Department of Correction for evaluation prior to sentencing.

**Release** – The means by which an offender leaves the custody or jurisdiction of the Indiana Department of Correction. For this report, except for an escape, this does not include a temporary absence.

**Safekeeper** – An individual whom the Court has determined to be in imminent danger of serious bodily injury or death, or who represents a substantial threat to the safety of others, and whom the Court has ordered to the Indiana Department of Correction for custody and security control.

**Maximum Level Facilities** – Maximum security facilities have very restrictive security measures and housing is celled space.

**Medium Level Facilities** – Medium security facilities have moderate degree of security measures and housing consists of dormitories and celled space.

**Minimum Level Facilities** – Minimum Security Facilities have the least restrictive security measures and housing is dormitory style. Also included as minimum security are work release program offenders who leave the facility for outside employment but return nightly.

**Intake Facilities** – Intake facilities are designated to receive newly committed adult offenders. During the intake process each offender is evaluated through interviews, reports and diagnostic tests. This evaluation forms the basis of the offenders' facility and program assignment.

**Secure Housing Units** – Denotes maximum control with the most restrictive security measures in place.

**Vacancy** – The number of beds available for assignment.

**Juvenile Diagnostic/Walkthrough** – A Juvenile court can order a youth to the Department of Correction to be temporarily committed for not more than 14 days (excluding Saturdays, Sundays, and Legal holidays) for the purpose of an evaluation. The youth must be adjudicated delinquent, and the order must be prior to disposition. The department will send a report to the court of the written findings.

## **Indiana Department of Correction Population Summary**

- There were 21,065 adult male offenders (including 282 county jail “back-ups” and 83 in contracted beds) on October 01, 2022. This population is 8% below operational bed capacity for general population.
- There were 2,192 adult female offenders (including 71 county jail “back-ups” and 34 in contracted beds) on October 01, 2022. This population is 21% below the operational bed capacity.
- There were 284 juvenile male offenders in the Department’s facilities on October 01, 2022. This population is 47% below the operational bed capacity.
- There were 39 juvenile female offenders in the Department’s facilities on October 01, 2022. This population is 37% below the operational bed capacity.
- There were 5,842 adult males on parole in Indiana (5,349 Indiana parolees and 493 other jurisdiction parolees) on October 01, 2022.
- There were 558 adult females on parole in Indiana (491 Indiana parolees and 67 other jurisdiction parolees) on October 01, 2022.
- There were 677 adults admitted to IDOC (591 males and 86 females) and 853 adults released from IDOC (753 males and 100 females) in September 2022.
- There were 30 juveniles admitted to IDOC (26 males and 4 female) and 22 juveniles released from IDOC (19 males and 3 females) in September 2022.

**Indiana Department of Correction  
Human Resource Report**

**September 30, 2022**

**ADULT FACILITIES**

Facility	Total Staff*	Custody Staff	Non-Custody	Vacancies	Hires - Rehires	Retired - Terminated	Inter-Agency		Contract/Vendor		
							In	Out	Aramark	Health	Education
Branchville Correctional Facility	241	164	77	33	4	5	1	0	5	30	3
Chain O'Lakes Correctional Facility	29	22	7	4	1	0	0	0	6	3	0
Correctional Industrial Facility	223	159	64	144	6	10	0	0	11	28	2
Edinburgh Correctional Facility	72	56	16	2	0	2	0	0	6	6	1
Indiana State Prison/Lakeside	404	310	94	166	8	24	0	0	16	44	2
Indiana Women's Prison	172	123	49	21	6	2	0	0	8	36	3
Madison Correctional Facility	202	142	60	13	8	7	0	0	9	25	1
Miami Correctional Facility	306	198	108	279	10	18	2	1	19	41	5
New Castle Correctional Facility**	216	142	74	155	0	0	0	0	24	66	7
Pendleton Correctional Facility	324	202	122	197	16	10	2	0	16	47	1
Plainfield Correctional Facility	325	238	87	70	13	11	0	0	25	50	2
Putnamville Correctional Facility	360	248	112	163	11	11	2	1	18	42	6
Reception-Diagnostic Center	202	156	46	45	2	5	0	0	0	37	0
Rockville Correctional Facility	220	158	62	46	5	4	1	1	13	43	3
South Bend Comm. Re-Entry Center	41	28	13	1	1	1	0	0	5	2	0
Heritage Trail DOC Staff	19	0	19	6	0	0	0	0	0	9	2
Heritage Trail GEO Staff**	51	19	32	29	0	0	0	0	0	9	0
Wabash Valley Correctional Facility	559	435	124	88	8	9	0	0	19	59	3
Westville Correctional Facility	574	430	144	196	22	21	0	0	19	62	6
<b>Total</b>	<b>4,540</b>	<b>3,230</b>	<b>1,310</b>	<b>1,658</b>	<b>121</b>	<b>140</b>	<b>8</b>	<b>3</b>	<b>219</b>	<b>639</b>	<b>47</b>

**JUVENILE FACILITIES**

Facility	Total Staff*	Custody Staff	Non-Custody	Vacancies	Hires - Rehires	Retired - Terminated	Inter-Agency		Contract/Vendor		
							In	Out	Aramark	Health	Education
Camp Summit	58	42	16	6	2	4	0	0	4	7	4
Logansport Intake/North Central	153	99	54	35	2	6	0	0	8	13	12
Pendleton Juvenile Correctional	194	124	70	99	4	9	0	0	10	18	22
<b>Total</b>	<b>405</b>	<b>265</b>	<b>140</b>	<b>140</b>	<b>8</b>	<b>19</b>	<b>0</b>	<b>0</b>	<b>22</b>	<b>38</b>	<b>38</b>

**ADMINISTRATIVE**

Central Office***	<b>Total</b>	<b>778</b>	<b>183</b>	<b>595</b>	<b>79</b>	<b>1</b>	<b>7</b>	<b>2</b>	<b>2</b>	<b>0</b>	<b>42</b>	<b>2</b>
-------------------	--------------	------------	------------	------------	-----------	----------	----------	----------	----------	----------	-----------	----------

**TOTALS**

<b>STATE EMPLOYEE TOTAL</b>	<b>5,456</b>	<b>3,517</b>	<b>1,939</b>	<b>1,693</b>	<b>130</b>	<b>166</b>	<b>10</b>	<b>5</b>	<b>0</b>	<b>0</b>	<b>0</b>
<b>CONTRACT EMPLOYEE TOTAL</b>	<b>1,314</b>	<b>161</b>	<b>1,153</b>	<b>184</b>	<b>0</b>	<b>0</b>	<b>0</b>	<b>0</b>	<b>241</b>	<b>719</b>	<b>87</b>
<b>GRAND TOTAL</b>	<b>6,770</b>	<b>3,678</b>	<b>3,092</b>	<b>1,877</b>	<b>130</b>	<b>166</b>	<b>10</b>	<b>5</b>	<b>241</b>	<b>719</b>	<b>87</b>

\*\*\*\* Hires/Rehires, Retired/Terminated, and Inter-Agency columns are using previous month's numbers due to data not being available at time of report.

\* Total Active Staff does not include those on disability, suspension, or leave with pay.

\*\* New Castle Correctional Facility and Heritage Trail are privately contracted institutions. Their hire/rehire and termination/reitre data is not provided to DOC.

\*\*\* Includes Technology Services Division, PEN Products, Staff Development and Training, and the Parole Division (counted as Custody Staff)

Note: Total staff, custody staff, non-custody staff, and vacancy data are as of the end of the month.

Hires and re-hires, retirements and terminations, intra-agency transfer in and transfer out are the total number of actions for the month.

Source: DOC Human Resource



# Offender Statistics



**Indiana Department of Correction**  
**Table 1**  
**Offender Population & Vacancy Numbers, by Facility Security Level**  
**October 1, 2022**

<b>Minimum Security - Adult MALE</b>
--------------------------------------

	September Ending Count	General Population Vacancies	Programs & Treatment Vacancies	Restricted Housing & Infirmery Vacancies	Down Beds	Held Beds
Chain O'Lakes	79	22	0	0	0	1
Edinburgh	284	60	0	0	0	0
Miami - MCA	98	106	0	0	0	0
New Castle - NCA	136	67	0	0	0	1
Pendleton - IRO	0	0	0	0	220	0
Westville - WCA	260	82	30	0	5	2
Wabash Valley - WVA	145	53	0	0	0	0
<b>Total</b>	<b>1,002</b>	<b>390</b>	<b>30</b>	<b>0</b>	<b>225</b>	<b>4</b>

<b>Re-Entry &amp; Work Release - Adult MALE</b>
---

Bartholomew Co. Re-Entry	5	15	0	0	0	0
Chain O'Lakes Re-Entry	32	6	0	0	0	0
Lake Co. Re-Entry/M	7	3	0	0	0	0
South Bend Re-Entry	190	11	0	0	0	0
VOA/Hope Hall Re-Entry	31	9	0	0	0	0
Starke Co. PI - TC	40	0	8	0	0	0
<b>Total</b>	<b>305</b>	<b>44</b>	<b>8</b>	<b>0</b>	<b>0</b>	<b>0</b>

<b>Medium Security - Adult MALE</b>
-------------------------------------

	September Ending Count	General Population Vacancies	Programs & Treatment Vacancies	Restricted Housing & Infirmery Vacancies	Down Beds	Held Beds
Branchville	1,080	295	152	5	0	1
Correctional Industrial	1,218	34	13	5	218	7
Indiana State Prison ISO	305	77	0	0	0	3
Plainfield	1,425	47	30	32	65	9
Putnamville	1,759	194	210	33	322	1
Heritage Trail	868	36	0	0	48	12
Westville	2,404	225	113	53	96	25
New Castle	2,357	29	5	24	7	9
<b>Total</b>	<b>11,416</b>	<b>937</b>	<b>523</b>	<b>152</b>	<b>756</b>	<b>67</b>



Table 1 (Cont.)

<b>Maximum Security - Adult MALE</b>						
--------------------------------------	--	--	--	--	--	--

	September Ending Count	General Population Vacancies	Programs & Treatment Vacancies	Restricted Housing & Infirmery Vacancies	Down Beds	Held Beds
Miami	1,451	140	37	18	1,332	6
Indiana State Prison	1,968	28	31	14	26	10
Pendleton	1,345	16	6	12	93	2
Pendleton Treatment Unit	163	0	89	0	8	0
ISR Secure Housing Unit	58	0	0	7	3	1
New Castle Annex	310	98	0	66	10	2
New Castle Mental Health	119	0	6	0	3	0
WCU Secure Housing Unit	125	0	0	9	3	1
Wabash Valley	1,711	20	43	16	3	9
WVS Secure Housing Unit	184	0	0	30	1	1
Reception Diag. Center	626	51	0	0	18	0
<b>Total</b>	<b>8,060</b>	<b>353</b>	<b>212</b>	<b>172</b>	<b>1,500</b>	<b>32</b>

<b>Minumum Security &amp; Re-Entry - Adult FEMALE</b>						
---	--	--	--	--	--	--

	September Ending Count	General Population Vacancies	Programs & Treatment Vacancies	Restricted Housing & Infirmery Vacancies	Down Beds	Held Beds
Madison	589	259	0	0	0	0
Jefferson Co. Re-Entry	77	4	0	0	0	1
Crane House	34	11	0	0	0	0
<b>Total</b>	<b>700</b>	<b>274</b>	<b>0</b>	<b>0</b>	<b>0</b>	<b>1</b>

<b>Medium Security - Adult FEMALE</b>						
---------------------------------------	--	--	--	--	--	--

Rockville	774	181	68	18	165	0
<b>Total</b>	<b>774</b>	<b>181</b>	<b>68</b>	<b>18</b>	<b>165</b>	<b>0</b>

<b>Maximum Security - Adult FEMALE</b>						
--	--	--	--	--	--	--

Women's Prison	464	165	88	2	3	5
Rockville Intake	183	29	0	0	0	0
<b>Total</b>	<b>647</b>	<b>194</b>	<b>88</b>	<b>2</b>	<b>3</b>	<b>5</b>

<b>JAIL BED COUNT</b>						
-----------------------	--	--	--	--	--	--

Adult Male	282	N/A	N/A	N/A	N/A	N/A
Adult Female	<u>71</u>	<u>N/A</u>	<u>N/A</u>	<u>N/A</u>	<u>N/A</u>	<u>N/A</u>
<b>Total</b>	<b>353</b>					

Table 1 (Cont.)

<b>JUVENILE OFFENDERS</b>
---------------------------

**Juvenile Male**

	September Ending Count	General Population Vacancies	Programs & Treatment Vacancies	Restricted Housing & Infirmery Vacancies	Down Beds	Held Beds
North Central Juvenile Correctional Facility	129	45	0	0	0	0
Pendleton Juvenile Correctional Facility	155	211	0	9	0	16
<b>Total</b>	<b>284</b>	<b>256</b>	<b>0</b>	<b>9</b>	<b>0</b>	<b>16</b>

**Juvenile Female**

LaPorte Juvenile Correctional Facility	39	23	0	0	0	0
--	----	----	---	---	---	---

<b>TOTALS</b>
---------------

	September Ending Count	General Population Vacancies	Programs & Treatment Vacancies	Restricted Housing & Infirmery Vacancies	Down Beds	Held Beds
GRAND TOTAL FOR ALL ADULT MALES (Includes Jail Bed Count and Contracted Beds)	21,065	1,724	773	324	2,481	103
TOTAL FOR ADULT MALES IDOC FACILITIES ONLY	20,700	1,697	765	324	2,481	103
GRAND TOTAL FOR ALL ADULT FEMALES (Includes Jail Bed Count and Contracted Beds)	2,192	649	156	20	168	6
TOTAL FOR ADULT FEMALES IDOC FACILITIES ONLY	2,087	634	156	20	168	5
TOTAL FOR JUVENILE MALES	284	256	0	9	0	16
TOTAL FOR JUVENILE FEMALES	39	23	0	0	0	0
<b>GRAND TOTAL FOR THE DEPARTMENT (Includes Jail Bed Count and Contracted Beds)</b>	<b>23,580</b>	<b>2,652</b>	<b>929</b>	<b>353</b>	<b>2,649</b>	<b>125</b>
<b>GRAND TOTAL FOR THE DEPARTMENT (Excludes Jail Bed Count and Contracted Beds)</b>	<b>23,110</b>	<b>2,610</b>	<b>921</b>	<b>353</b>	<b>2,649</b>	<b>124</b>

Sources: Planning Division Facility Body Count Report  
 Planning Division Juvenile Daily Count Report  
 OIS - Jail Bed Count  
 Operational Support Services - Vacancy Report

**Indiana Department of Correction**  
**Table 2**  
**Operational Capacity Compared to Population, by Facility**  
**October 1, 2022**

<b>Minimum Security - Adult MALE</b>					
	<b>August Operational Capacity</b>	<b>September Operational Capacity</b>	<b>September Adjusted Operational Capacity*</b>	<b>September Ending Count</b>	<b>Percent +/- Capacity</b>
Chain O'Lakes	102	102	101	79	-22%
Edinburgh	344	344	344	284	-17%
Miami - MCA	204	204	204	98	-52%
New Castle - NCA	204	204	203	136	-33%
Pendleton - IRO	220	220	220	0	-100%
Westville - WCA	379	379	342	260	-24%
Wabash Valley - WVA	<u>198</u>	<u>198</u>	<u>198</u>	145	<u>-27%</u>
<b>Total</b>	<b>1,651</b>	<b>1,651</b>	<b>1,612</b>	<b>1,002</b>	<b>-38%</b>

<b>Re-Entry &amp; Work Release - Adult MALE</b>					
Bartholomew Co. Re-Entry	20	20	40	5	-88%
Chain O'Lakes Re-Entry	38	38	38	32	-16%
Lake Co. Re-Entry/M	10	10	10	7	-30%
South Bend Re-Entry	201	201	201	190	-5%
VOA/Hope Hall Re-Entry	40	40	40	31	-23%
Starke Co. PI - TC	<u>48</u>	<u>48</u>	40	40	0%
<b>Total</b>	<b>357</b>	<b>357</b>	<b>369</b>	<b>305</b>	<b>-17%</b>

<b>Medium Security - Adult MALE</b>					
Branchville	1,533	1,533	1,375	1,080	-21%
Correctional Industrial	1,495	1,495	1,252	1,218	-3%
Indiana State Prison ISO	385	385	382	305	-20%
Plainfield	1,608	1,608	1,472	1,425	-3%
Putnamville	2,519	2,519	1,953	1,759	-10%
Heritage Trail	964	964	904	868	-4%
Westville	2,913	2,913	2,629	2,404	-9%
New Castle	2,431	2,431	2,386	2,357	-1%
<b>Total</b>	<b>13,848</b>	<b>13,848</b>	<b>12,353</b>	<b>11,416</b>	<b>-8%</b>

Table 2 (Cont.)

<b>Maximum Security - Adult MALE</b>					
	<b>August Operational Capacity</b>	<b>September Operational Capacity</b>	<b>September Adjusted Operational Capacity*</b>	<b>September Ending Count</b>	<b>Percent +/- Capacity</b>
Miami	2,984	2,984	1,591	1,451	-9%
Indiana State Prison	2,077	2,077	1,983	1,968	-1%
Pendleton	1,474	1,474	1,361	1,345	-1%
Pendleton Treatment Unit	260	260	163	163	0%
ISR Secure Housing Unit	69	69	58	58	0%
New Castle Annex	486	486	408	310	-24%
New Castle Mental Health	128	128	119	119	0%
WCU Secure Housing Unit	138	138	125	125	0%
Wabash Valley	1,802	1,802	1,731	1,711	-1%
WVS Secure Housing Unit	216	216	184	184	0%
Reception Diag. Center	<u>701</u>	<u>695</u>	<u>626</u>	626	<u>0%</u>
<b>Total</b>	<b>10,335</b>	<b>10,329</b>	<b>8,349</b>	<b>8,060</b>	<b>-3%</b>

<b>Minumum Security &amp; Re-Entry - Adult FEMALE</b>					
Madison	848	848	848	589	-31%
Jefferson Co. Re-Entry	82	82	81	77	-5%
Crane House	45	45	45	34	-24%
<b>Total</b>	<b>975</b>	<b>975</b>	<b>974</b>	<b>700</b>	<b>-28%</b>

<b>Medium Security - Adult FEMALE</b>					
Rockville	<u>1,206</u>	<u>1,206</u>	<u>955</u>	<u>774</u>	-19%
<b>Total</b>	<b>1,206</b>	<b>1,206</b>	<b>955</b>	<b>774</b>	<b>-19%</b>

<b>Maximum Security - Adult FEMALE</b>					
Women's Prison	727	727	596	464	-22%
Rockville Intake	<u>212</u>	<u>212</u>	<u>183</u>	183	<u>0%</u>
<b>Total</b>	<b>939</b>	<b>939</b>	<b>779</b>	<b>647</b>	<b>-17%</b>

<b>JAIL BED COUNT**</b>					
Adult Male	396	282	282	282	0%
Adult Female	74	<u>71</u>	<u>71</u>	<u>71</u>	<u>0%</u>
<b>Total</b>	<b>470</b>	<b>353</b>	<b>353</b>	<b>353</b>	<b>0%</b>

<b>JUVENILE OFFENDERS</b>					
	<b>Juvenile Male</b>				
North Central Juvenile Correctional Facility	174	174	174	129	-26%
Pendleton Juvenile Correctional Facility	<u>391</u>	<u>391</u>	<u>366</u>	<u>155</u>	<u>-58%</u>
<b>Total</b>	<b>565</b>	<b>565</b>	<b>540</b>	<b>284</b>	<b>-47%</b>

Table 2 (Cont.)

**Juvenile Female**

	<b>August Operational Capacity</b>	<b>September Operational Capacity</b>	<b>September Adjusted Operational Capacity*</b>	<b>September Ending Count</b>	<b>Percent +/- Capacity</b>
LaPorte Juvenile Correctional Facility	62	62	62	39	-37%

<b>TOTALS</b>					
	<b>August Operational Capacity</b>	<b>September Operational Capacity</b>	<b>September Adjusted Operational Capacity*</b>	<b>September Ending Count</b>	<b>Percent +/- Capacity</b>
GRAND TOTAL FOR ALL ADULT MALES (Includes Jail Bed Count and Contracted Beds)	26,587	26,467	22,965	21,065	-8%
TOTAL FOR ADULT MALES IDOC FACILITIES ONLY	26,073	26,067	22,553	20,700	-8%
GRAND TOTAL FOR ALL ADULT FEMALES (Includes Jail Bed Count and Contracted Beds)	3,194	3,191	2,779	2,192	-21%
TOTAL FOR ADULT FEMALES IDOC FACILITIES ONLY	3,075	3,075	2,663	2,087	-22%
TOTAL FOR JUVENILE MALES	565	565	540	284	-47%
TOTAL FOR JUVENILE FEMALES	62	62	62	39	-37%
<b>GRAND TOTAL FOR THE DEPARTMENT (Includes Jail Bed Count** and Contracted Beds)</b>	<b>30,408</b>	<b>30,285</b>	<b>26,346</b>	<b>23,580</b>	<b>-10%</b>
<b>GRAND TOTAL FOR THE DEPARTMENT (Excludes Jail Bed Count and Contracted Beds)</b>	<b>29,775</b>	<b>29,769</b>	<b>25,818</b>	<b>23,110</b>	<b>-10%</b>

\*Adjusted Operational Capacity includes Intake Beds and excludes Down, Held, and Segregation/Infirmary, and Program/Treatment Hold Beds.

\*\*Jail Bed Counts - IDOC offender Jail Bed holding is demand-based, therefore Jail Bed Percent Capacity is always 0%. Jail Bed Operational Capacity is determined by each county's availability and fluctuates from month to month.

Sources: Planning Division Facility Body Count Report  
 Planning Division Juvenile Daily Count Report  
 OIS - Jail Bed Count  
 Operational Support Services - Vacancy Report

**Indiana Department of Correction**  
**Table 3**  
**Facility Population on the First Day of Each Month**  
**(Excludes County Jail "Back-ups" & Contracted Beds)**

<b><u>2021</u></b>	<b>Adult <u>Male</u></b>	<b>Adult <u>Female</u></b>	<b>Juvenile <u>Male</u></b>	<b>Juvenile <u>Female</u></b>	<b><u>Total</u></b>
January	21,465	2,161	223	36	23,885
February	21,448	2,197	207	37	23,889
March	21,442	2,176	208	36	23,862
April	21,472	2,179	223	34	23,908
May	21,310	2,127	222	30	23,689
June	21,278	2,123	230	32	23,663
July	21,234	2,120	228	33	23,615
August	21,234	2,094	235	32	23,595
September	21,166	2,105	226	36	23,533
October	21,159	2,079	243	38	23,519
November	21,096	2,050	234	38	23,418
December	20,886	2,054	239	36	23,215
<b><u>2022</u></b>	<b>Adult <u>Male</u></b>	<b>Adult <u>Female</u></b>	<b>Juvenile <u>Male</u></b>	<b>Juvenile <u>Female</u></b>	<b><u>Total</u></b>
January	20,752	2,067	241	37	23,097
February	20,530	2,002	248	37	22,817
March	20,537	2,044	251	39	22,871
April	20,685	2,093	273	38	23,089
May	20,796	2,103	270	35	23,204
June	20,667	2,074	271	41	23,053
July	20,720	2,067	280	38	23,105
August	20,739	2,079	279	35	23,132
September	20,727	2,060	273	38	23,098
October	20,700	2,087	284	39	23,110

Source: Research Division Juvenile Daily Count Report

**Indiana Department of Correction**  
**Table 4**  
**Parole Caseload on October 5th, 2022**

<u>Parole District</u>	<b>Indiana Parolees</b>		<b>Other Jurisdiction</b>		<u>Total</u>
	<u>Adult Male</u>	<u>Adult Female</u>	<u>Adult Male</u>	<u>Adult Female</u>	
<i>Interstate Compact (PD0)*</i>	269	17	493	67	846
	<u>District Supervision Breakdown as follows:</u>				
Re-Entry Parole (PD1)	304	34	34	4	376
Fort Wayne (PD2)	696	64	39	6	805
Indianapolis (PD3)	1084	68	88	11	1,251
Evansville (P4A)	458	40	38	8	544
Terre Haute (P4B)	440	58	24	9	531
Bloomington (PD5)	339	39	32	5	415
Gary (PD6)	396	26	88	6	516
New Castle (PD7)	661	77	48	6	792
South Bend (PD8)	656	50	58	4	768
Madison (PD9)	315	35	44	8	402
<b>Total</b>	<b>5,618</b>	<b>508</b>	<b>493</b>	<b>67</b>	<b>6,686</b>

**Total Parole Population on the First Day of Each Month**

<u>Calendar Year 2022</u>	<b>Indiana Parolees</b>		<b>Other Jurisdiction</b>		<u>Total</u>
	<u>Adult Male</u>	<u>Adult Female</u>	<u>Adult Male</u>	<u>Adult Female</u>	
January	5,230	511	520	63	6,324
February	5,244	505	516	64	6,329
March	5,256	504	510	63	6,333
April	5,284	508	502	69	6,363
May	5,326	499	498	70	6,393
June	5,376	522	506	73	6,477
July	5,413	521	504	74	6,512
August	5,525	526	492	71	6,614
September	5,618	508	493	67	6,686

\* Includes Indiana parolees who are serving their parole in another state, as well as offenders from other States being supervised in Indiana (Interstate Compact)

Sources: Juvenile Services  
Parole Division



# Adult Offender Statistics





**Indiana Department of Correction**  
**Table 5**  
**Monthly Admissions and Releases- Adult Offenders**  
(Includes County Jail "Back-ups" & Contracted Beds)  
**September 2022**

<b>Admissions</b>	<b>Male</b>	<b>Female</b>	<b>Total</b>
New Commitments	350	51	401
Parole Violators - New Commits	16	0	16
Parole Violators - Technical	71	5	76
Unsentenced (Safekeepers)	1	0	1
Return from Esc - Sec/NonSec Facility	0	0	0
Return from Escape - Non-Secure Facility	1	0	1
Return from Escape - CTP Absconds	1	0	1
Court Supervision Violators - New Commits	69	7	76
Court Supervision Violators - Technical	79	23	102
Return from CTP - New Commits	0	0	0
Return from CTP - Technical	3	0	3
Unknown (Missing Data)	0	0	0
<b>Total Admissions</b>	<b>591</b>	<b>86</b>	<b>677</b>

<b>Releases</b>	<b>Male</b>	<b>Female</b>	<b>Total</b>
Parole	394	33	427
Probation	238	44	282
Escape Secure Facility	0	0	0
Walk-Away - Non-Secure Facility	0	0	0
Discharged	73	10	83
Unsentenced Discharged	3	0	3
Other (i.e. Death)	3	0	3
Community Transition Program (CTP)	42	13	55
CTP Absconds	0	0	0
Unknown (Missing Data)	0	0	0
<b>Total Releases</b>	<b>753</b>	<b>100</b>	<b>853</b>

*Of the 350 new commitments of male felons, 171 (48.9%) had a prior commitment.*

*Of the 51 new commitments of female felons, 11 (21.6%) had a prior commitment.*

*Effective July 1, 1998, misdemeanants are to be committed to DOC only under special circumstances (IC 11-12-6)*

*Sources: SAS-prsadm8.pgm, SAS - prisrel8.pgm*

**Indiana Department of Correction**  
**Table 6**  
**New Admissions by County of Commitment - Adult Offenders**

September 2022

County	Felony Level												Total	County	Felony Level												Total
	Murder	FA	FB	FC	FD	F1	F2	F3	F4	F5	F6	Other*			Murder	FA	FB	FC	FD	F1	F2	F3	F4	F5	F6	Other*	
Adams	0	0	0	0	0	0	1	2	1	1	0	0	5	Madison	1	0	0	0	1	2	0	1	5	11	18	0	39
Allen	3	0	1	0	1	1	0	5	5	26	6	0	48	Marion	1	1	2	0	0	0	8	19	35	55	2	0	123
Bartholomew	0	0	0	0	0	0	0	0	1	3	0	0	4	Marshall	0	0	0	0	0	1	3	1	1	1	0	0	7
Benton	0	0	0	0	0	0	0	1	0	0	0	0	1	Martin	0	0	0	0	0	0	0	0	0	1	0	0	1
Blackford	0	0	0	0	0	0	0	0	0	0	0	0	0	Miami	0	0	0	0	0	0	0	0	0	0	0	0	0
Boone	0	0	0	0	0	1	0	0	0	3	1	0	5	Monroe	0	0	0	0	0	0	0	0	0	0	0	0	0
Brown	0	0	0	0	0	0	0	0	1	1	1	0	3	Montgomery	0	0	0	0	0	0	0	0	0	0	3	0	3
Carroll	0	0	0	0	0	0	0	0	0	0	1	0	1	Morgan	0	0	0	0	0	0	0	0	2	2	0	0	4
Cass	0	0	0	0	0	0	0	0	0	4	1	0	3	Newton	0	0	0	0	0	0	0	0	0	0	2	0	2
Clark	0	0	0	0	0	0	0	0	0	1	0	0	1	Noble	0	0	0	0	0	0	1	0	0	1	1	0	3
Clay	0	0	0	0	0	0	0	0	1	0	0	0	1	Ohio	0	0	0	0	0	0	0	0	0	0	0	0	0
Clinton	0	0	0	0	0	1	0	0	0	0	0	0	1	Orange	1	0	0	0	0	1	0	1	0	1	0	0	4
Crawford	0	0	0	0	0	0	0	0	0	0	1	0	1	Owen	0	0	0	0	0	0	0	0	0	0	1	0	1
Daviess	0	0	0	0	0	0	0	0	0	0	0	0	0	Parke	0	0	0	0	0	0	0	0	0	1	0	0	1
Dearborn	0	0	0	0	0	0	0	0	0	10	1	0	11	Perry	0	0	0	0	0	0	0	0	0	1	0	0	1
Decatur	0	0	0	0	0	0	0	1	0	3	1	0	5	Pike	0	0	0	0	0	0	1	0	0	0	0	0	1
DeKalb	0	0	0	0	0	0	0	1	1	0	0	0	2	Porter	0	0	0	0	0	0	0	0	0	1	0	0	1
Delaware	0	0	0	0	0	1	0	2	1	2	0	0	6	Posey	0	0	0	0	0	0	0	1	0	0	2	0	3
Dubois	0	0	0	0	0	0	0	2	0	0	1	0	3	Pulaski	0	0	0	0	0	0	0	0	0	0	0	0	0
Elkhart	0	1	1	0	0	1	0	2	4	16	1	0	26	Putnam	0	0	0	0	0	0	0	0	1	0	0	0	1
Fayette	0	0	0	0	0	0	0	0	2	0	0	0	2	Randolph	1	0	0	0	0	0	0	0	1	2	0	0	4
Floyd	0	0	0	0	0	0	1	1	0	2	0	0	4	Ripley	0	0	0	0	0	0	0	0	0	0	3	0	3
Fountain	0	0	0	0	0	0	0	0	0	0	1	0	1	Rush	0	0	0	0	0	1	0	0	1	1	2	0	5
Franklin	0	0	0	0	0	0	0	0	0	0	0	0	0	St. Joseph	0	0	1	0	0	3	0	3	3	8	1	0	19
Fulton	0	0	0	0	0	0	1	0	1	1	0	0	3	Scott	0	0	0	0	0	0	0	1	0	3	6	0	10
Gibson	0	0	0	0	0	0	0	1	0	2	1	0	4	Shelby	0	0	0	0	0	0	0	2	3	3	1	0	9
Grant	1	0	0	0	0	0	0	0	0	1	1	0	3	Spencer	0	0	0	0	0	0	0	0	0	0	0	0	0
Greene	0	0	0	0	0	1	0	0	0	1	0	0	2	Starke	0	0	0	0	0	0	0	0	0	0	0	0	0
Hamilton	0	0	0	0	0	0	1	3	2	5	2	0	13	Steuben	0	0	0	0	0	0	0	0	0	1	0	0	1
Hancock	0	0	0	0	0	0	0	1	1	4	0	0	6	Sullivan	0	0	0	0	0	0	0	0	0	0	0	0	0
Harrison	0	0	0	0	0	0	0	0	0	0	0	0	0	Switzerland	0	0	0	0	0	0	1	0	0	0	0	0	1
Hendricks	0	0	0	0	0	1	0	1	2	6	0	0	10	Tippecanoe	0	0	0	0	0	0	0	2	4	6	2	0	14
Henry	0	0	0	0	0	0	0	0	1	3	0	0	4	Tipton	0	0	0	0	0	0	0	0	0	0	0	0	0
Howard	0	0	0	0	0	0	1	1	1	1	0	0	4	Union	0	0	0	0	0	0	0	0	0	0	0	0	0
Huntington	0	0	0	0	0	0	0	0	0	2	0	0	2	Vanderburgh	1	0	0	0	0	0	5	0	1	12	1	0	20
Jackson	0	1	0	0	0	0	0	3	0	1	0	0	5	Vermillion	0	0	0	0	0	0	0	0	1	0	1	0	2
Jasper	0	0	0	0	0	0	1	0	1	0	0	0	2	Vigo	0	0	0	0	0	0	1	0	1	1	1	0	4
Jay	0	0	0	0	0	0	1	2	3	1	0	0	7	Wabash	0	0	0	0	0	0	0	0	1	1	1	0	3
Jefferson	0	0	1	0	0	0	0	1	4	7	1	0	14	Warren	0	0	0	1	0	0	0	0	1	0	1	0	3
Jennings	0	0	0	0	0	0	0	0	1	0	0	0	1	Warrick	0	0	0	0	0	0	0	0	0	2	0	0	2
Johnson	0	0	0	0	0	1	0	0	1	2	4	0	8	Washington	0	0	0	0	0	0	0	1	2	1	0	0	4
Knox	0	1	0	0	0	0	0	0	0	1	0	0	2	Wayne	0	0	0	0	0	0	0	3	1	2	0	0	6
Kosciusko	1	0	0	0	0	0	0	2	3	3	2	0	11	Wells	0	0	0	0	0	1	0	0	0	3	1	0	5
LaGrange	0	0	0	0	0	0	0	0	1	0	1	0	2	White	0	0	0	0	0	0	0	0	0	0	0	0	0
Lake	1	0	1	0	0	0	1	1	0	5	0	0	9	Whitley	0	0	0	0	0	0	0	0	2	0	1	0	3
LaPorte	0	0	0	0	0	0	0	1	2	6	0	0	9	Unknown	0	0	0	0	0	0	0	0	0	0	0	1	1
Lawrence	0	0	0	0	0	1	0	0	0	1	5	0	7	Totals	11	4	7	1	2	18	28	69	108	246	84	1	579

Data based on Most Serious Offense and includes only New- and Reccommitments.  
Parole violators are not included.  
\*"Other" may include missing, habitual offense, contempt of court, or misdemeanor.  
\*\*\*"Unknown" represents offenders who were sentenced to DOC, but County of Commitment data was unavailable.  
Source: Prsadm7.pgm

**Indiana Department of Correction**

**Table 7**

**Release Type by County of Commitment - Adult Offenders**

**September 2022**

County	Release Type				Total	County	Release Type				Total
	Parole	Probation	Discharged	CTP			Parole	Probation	Discharged	CTP	
Adams	1	2	0	0	3	Madison	25	13	6	2	46
Allen	35	24	3	8	70	Marion	87	54	20	4	165
Bartholomew	5	3	1	7	16	Marshall	7	3	0	1	11
Benton	1	0	0	0	1	Martin	0	1	0	0	1
Blackford	0	1	0	0	1	Miami	2	1	0	1	4
Boone	4	1	0	0	5	Monroe	4	2	1	0	7
Brown	2	1	0	0	3	Montgomery	6	3	2	0	11
Carroll	0	0	0	0	0	Morgan	5	1	0	0	6
Cass	1	4	2	5	12	Newton	4	0	0	0	4
Clark	5	4	3	0	12	Noble	2	3	0	0	5
Clay	3	1	0	0	4	Ohio	0	0	0	0	0
Clinton	4	2	0	1	7	Orange	4	0	0	0	4
Crawford	0	0	0	0	0	Owen	1	0	0	0	1
Daviess	1	0	0	0	1	Parke	1	2	0	0	3
Dearborn	4	7	0	0	11	Perry	2	0	0	0	2
Decatur	2	3	1	0	6	Pike	2	0	0	1	3
DeKalb	4	0	1	0	5	Porter	1	3	0	1	5
Delaware	4	2	0	0	6	Posey	1	0	1	0	2
Dubois	2	2	0	0	4	Pulaski	0	0	0	0	0
Elkhart	14	19	3	0	36	Putnam	0	0	0	1	1
Fayette	6	2	0	1	9	Randolph	2	0	0	0	2
Floyd	1	1	0	0	2	Ripley	3	1	0	0	4
Fountain	1	1	0	0	2	Rush	3	1	1	0	5
Franklin	2	1	0	0	3	St. Joseph	9	4	4	1	18
Fulton	0	0	0	0	0	Scott	4	4	2	0	10
Gibson	4	5	0	0	9	Shelby	3	1	0	0	4
Grant	1	0	0	0	1	Spencer	0	0	0	0	0
Greene	1	1	1	0	3	Starke	2	0	0	0	2
Hamilton	10	4	1	0	15	Steuben	3	1	0	0	4
Hancock	2	2	0	0	4	Sullivan	3	0	0	0	3
Harrison	1	0	0	0	1	Switzerland	1	0	0	0	1
Hendricks	2	1	1	1	5	Tippecanoe	7	8	3	2	20
Henry	10	1	0	0	11	Tipton	0	0	0	0	0
Howard	1	5	0	2	8	Union	0	0	0	0	0
Huntington	6	8	3	0	17	Vanderburgh	22	6	4	4	36
Jackson	3	5	1	1	10	Vermillion	4	1	0	0	5
Jasper	1	2	0	0	3	Vigo	2	5	0	4	11
Jay	8	2	0	1	11	Wabash	3	2	4	1	10
Jefferson	3	1	1	1	6	Warren	0	0	0	0	0
Jennings	4	1	0	0	5	Warrick	1	1	0	0	2
Johnson	9	10	3	1	23	Washington	4	2	0	0	6
Knox	0	1	0	0	1	Wayne	5	6	3	0	14
Kosciusko	3	2	3	0	8	Wells	2	6	1	0	9
LaGrange	1	4	1	0	6	White	1	1	0	0	2
Lake	7	1	1	1	10	Whitley	3	4	0	0	7
LaPorte	5	4	0	1	10	Unknown	0	1	3	0	4
Lawrence	2	0	1	1	4	<b>Totals</b>	<b>427</b>	<b>282</b>	<b>86</b>	<b>55</b>	<b>850</b>

This data excludes Temporary Moves, Safekeepers, Predispositions, Escapes, Deaths, releases from CTP and releases from Out of State Parole.

\*"Unknown" represents offenders who were sentenced to DOC, but County of Commitment data was unavailable.

Source: prisrel7.pgm

**Indiana Department of Correction**  
**Table 8**  
**The Number of Department of Correction Offenders**  
**Held in County Jails\***  
**October 1, 2022**

<u>County</u>	<u>Adult Male</u>	<u>Adult Female</u>	<u>County</u>	<u>Adult Male</u>	<u>Adult Female</u>	<u>County</u>	<u>Adult Male</u>	<u>Adult Female</u>
Adams	5	1	Hendricks	1	1	Pike	0	0
Allen	22	2	Henry**	2	0	Porter	0	0
Bartholomew	5	0	Howard	4	1	Posey	1	0
Benton	0	0	Huntington	3	0	Pulaski**	3	0
Blackford**	1	1	Jackson	0	0	Putnam**	2	0
Boone	2	0	Jasper	1	0	Randolph	0	0
Brown	0	0	Jay	4	0	Ripley	0	1
Carroll	1	0	Jefferson	8	2	Rush	0	0
Cass	1	2	Jennings	2	1	St. Joseph	10	1
Clark	4	1	Johnson	8	2	Scott	0	1
Clay	4	1	Knox**	3	0	Shelby	2	1
Clinton	2	0	Kosciusko	2	1	Spencer**	0	0
Crawford**	1	0	LaGrange	0	1	Starke	0	0
Daviess	0	0	Lake	13	1	Steuben	0	0
Dearborn	11	14	LaPorte	1	0	Sullivan	0	1
Decatur	1	0	Lawrence	2	1	Switzerland	0	0
DeKalb	0	0	Madison	13	7	Tippecanoe	2	2
Delaware	8	1	Marion	21	2	Tipton	3	0
Dubois	0	0	Marshall	7	1	Union	0	0
Elkhart	15	2	Martin	0	0	Vanderburgh	14	6
Fayette	1	3	Miami	6	0	Vermillion	0	0
Floyd	3	0	Monroe	7	1	Vigo	0	0
Fountain	3	0	Montgomery	2	0	Wabash	1	0
Franklin	1	0	Morgan	2	0	Warren	0	0
Fulton	5	0	Newton	0	1	Warrick	0	0
Gibson	0	1	Noble	1	1	Washington	1	0
Grant	4	0	Ohio	1	0	Wayne	1	1
Greene	2	0	Orange**	3	0	Wells**	3	0
Hamilton	6	0	Owen	0	1	White	1	0
Hancock	4	1	Parke	1	0	Whitley	3	0
Harrison**	2	1	Perry	3	1	<b>Total</b>	<b>282</b>	<b>71</b>

\* Data is based on known frequencies reported by the counties; some county data may be missing

\*\* County Jail Substance Abuse Programs

Source: Offender Movement

**Indiana Department of Correction**  
**Table 9**  
**Community Transition Program**  
**Average Daily Populations**

<u>Month</u>	<u>2017</u>	<u>2018</u>	<u>2019</u>	<u>2020</u>	<u>2021</u>	<u>2022</u>
January	465	392	382	338	301	264
February	475	402	379	338	304	275
March	475	411	372	317	300	286
April	481	441	376	278	291	281
May	487	443	396	279	270	267
June	481	398	379	241	291	244
July	445	386	393	256	293	222
August	421	395	336	254	275	220
September	400	387	330	262	270	200
October	385	384	324	259	271	
November	389	366	323	270	261	
December	<u>372</u>	<u>381</u>	<u>339</u>	<u>275</u>	<u>262</u>	
<b>YEARLY AVERAGE</b>	<b>440</b>	<b>399</b>	<b>361</b>	<b>281</b>	<b>282</b>	

Source: CTP Database and OIS Warmbody

**Indiana Department Of Correction**  
**Table 10**  
**Community Transition Program**  
**September 2022 Release Information (Felony Level A-D)**

<b>Total number of offenders eligible to be released =</b>		<b>70</b>
Felony A and B total =	57	
Felony C total =	6	
Felony D total =	0	
Murder =	7	
<b>Total number of offenders transitioned to counties for CTP =</b>		<b>9</b>
By default (lack of response from judge)		
Felony A or B =	0	
Felony C =	1	
Felony D =	0	
By approval by court order from judge		
Felony A or B =	7	
Felony C =	0	
Felony D =	0	
Murder =	1	
<b>Total number of offenders transitioned to counties then returned to DOC due to refusal (court ordered denial upon receipt of offender) =</b>		<b>0</b>
<b>Total number of court ordered denials =</b>		<b>32</b>
Felony A or B =	26	
Felony C =	2	
Felony D =	0	
Murder =	4	
<b>Total number of Felony A or B, or Murder denials by default (no response from judge) =</b>		<b>16</b>
<b>Total number of offenders who became ineligible after eligibility determined but prior to CTP commencement date (reasons include change in Earliest Possible Release Date, change in warrant status, released to probation or to parole, other miscellaneous) =</b>		<b>13</b>
Felony A or B =	10	
Felony C =	3	
Felony D =	0	
Murder =	0	

Source: SAS - CTP2 Adms

**Indiana Department Of Correction**  
**Table 10**  
**Community Transition Program**  
**September 2022 Release Information (Felony Level A-D)**

<b>Total number of offenders eligible to be released =</b>		<b>305</b>
Felony 1 and 2 total =	11	
Felony 3 and 4 total =	129	
Felony 5 and 6 total =	165	
<b>Total number of offenders transitioned to counties for CTP =</b>		<b>46</b>
By default (lack of response from judge)		
Felony 1 and 2 total =	0	
Felony 3 and 4 total =	0	
Felony 5 and 6 total =	12	
By approval by court order from judge		
Felony 1 and 2 total =	1	
Felony 3 and 4 total =	16	
Felony 5 and 6 total =	17	
<b>Total number of offenders transitioned to counties then returned to DOC due to refusal (court ordered denial upon receipt of offender) =</b>		<b>0</b>
<b>Total number of court ordered denials =</b>		<b>143</b>
Felony 1 and 2 total =	5	
Felony 3 and 4 total =	53	
Felony 5 and 6 total =	85	
<b>Total number of Felony 1 or 2 denials by default (no response from judge) =</b>		<b>3</b>
<b>Total number of offenders who became ineligible after eligibility determined but prior to CTP commencement date (reasons include change in Earliest Possible Release Date, change in warrant status, released to probation or to parole, other miscellaneous) =</b>		<b>79</b>
Felony 1 and 2 total =	2	
Felony 3 and 4 total =	30	
Felony 5 and 6 total =	47	

Source: SAS - CTP2 Adms

Indiana Department of Correction  
Table 11  
Total Number of Felony Offenses  
Committed to the Indiana Department of Correction

September 2022

Felony Level	Primary Offense	Secondary Offense	Sep-22		This Calendar Year	
			SEX		SEX	
			F	M	F	M
A Felony	Burglary (35-43-2-1)		-	2	-	2
	Child Molesting (35-42-4-3)		-	4	-	27
	Criminal Deviate Conduct (35-42-4-2)		-	1	-	5
	Dealing Cocaine or Narcotic Drug (35-48-4-1)		-	-	-	10
	Dealing Methamphetamine (35-48-4-1.1)		-	2	-	3
	Dealing Sched I, II, or III Cntrld Sub (35-48-4-2)		-	-	2	4
	Rape (35-42-4-1)		-	-	-	4
	Robbery (35-42-5-1)		-	-	1	2
	Voluntary Manslaughter (35-42-1-3)		-	-	1	2
<b>A Felony Total</b>			<b>0</b>	<b>9</b>	<b>4</b>	<b>59</b>

Felony Level	Primary Offense	Secondary Offense	Sep-22		This Calendar Year	
			SEX		SEX	
			F	M	F	M
B Felony	Aggravated Battery (35-42-2-1.5)		-	-	1	1
	Arson (35-43-1-1)		-	-	-	2
	Burglary (35-43-2-1)		-	2	1	26
	Child Molesting (35-42-4-3)		-	-	-	1
	Criminal Confinement (35-42-3-3)		-	1	-	2
	Criminal Deviate Conduct (35-42-4-2)		-	-	-	1
	Dealing Cocaine or Narcotic Drug (35-48-4-1)		-	1	2	17
	Dealing Methamphetamine (35-48-4-1.1)		1	-	3	13
	Dealing Sched I, II, or III Cntrld Sub (35-48-4-2)		-	-	-	7
	Escape/Failure to Return (35-44-3-5)		-	-	-	1
	Felon in Possession of a Firearm (35-47-4-5)		-	-	-	4
	Human Sexual Trafficking (35-42-3.5)		-	-	-	1
	Incest (35-46-1-3)		-	-	-	3
	Operating Vehicle Intoxicated/Death (9-30-5-5)		-	-	-	2
	Possession Methamphetamine (35-48-4-6.1)		-	-	-	1
	Possession of Cocaine or Narcotic Drug (35-48-4-6)		-	-	1	3
	Robbery (35-42-5-1)		-	1	-	17
	Sexual Misconduct with a Minor (35-42-4-9)		-	1	-	10
	Voluntary Manslaughter (35-42-1-3)		-	-	-	1
	<b>B Felony Total</b>			<b>1</b>	<b>6</b>	<b>8</b>

Felony Level	Primary Offense	Secondary Offense	Sep-22		This Calendar Year	
			SEX		SEX	
			F	M	F	M
C Felony	Arson (35-43-1-1)		-	-	1	-
	Auto Theft, Receiving Stolen Parts (35-43-4-2.5)		-	-	-	1
	Battery (35-42-2-1)		-	-	1	3
	Burglary (35-43-2-1)		-	-	-	6
	Child Molesting (35-42-4-3)		-	-	-	13
	Corrupt Business Influence (35-45-6-2)		-	-	1	-
	Criminal Confinement (35-42-3-3)		-	-	-	2
	Dealing Sched IV Controlled Substance (35-48-4-3)		-	-	-	1
	Forgery (35-43-5-2)		-	1	-	9
	Neglect of a Dependent (35-46-1-4)		-	-	1	2
	Non-Support of Dependent Child (35-46-1-5)		-	-	-	5
	Operating Vehicle Intoxicated/Death (9-30-5-5)		-	-	-	1
	Operating Vehicle w/Lifetime Suspension (9-30-10-17)		-	-	-	2
	Possession Methamphetamine (35-48-4-6.1)		-	-	-	2
	Possession of Cocaine or Narcotic Drug (35-48-4-6)		-	-	-	1
	Possession of Controlled Substance (35-48-4-7)		-	-	-	1
	Reckless Homicide (35-42-1-5)		-	-	-	1
	Robbery (35-42-5-1)		-	-	-	3
	Sexual Battery (35-42-4-8)		-	-	-	1
	Sexual Misconduct with a Minor (35-42-4-9)		-	-	-	2
<b>C Felony Total</b>			<b>0</b>	<b>1</b>	<b>4</b>	<b>56</b>

Felony Level	Primary Offense	Secondary Offense	Sep-22		This Calendar Year	
			SEX		SEX	
			F	M	F	M
D Felony	Auto Theft, Receiving Stolen Parts (35-43-4-2.5)		-	-	-	1
	Child Molesting (35-42-4-3)		-	-	-	1
	Child Seduction (35-42-4-7)		-	-	-	2
	Child Solicitation (35-42-4-6)		-	-	-	1
	Criminal Recklessness (35-42-2-2)		-	1	-	1
	Driving While Suspended/Oper Veh HTV (9-30-10-16)		-	1	-	2
	Fraud (35-43-5-4)		-	-	-	1
	Intimidation (35-45-2-1)		-	-	-	1
	Maintaining a Common Nuisance (35-48-4-13)		-	-	-	1
	Neglect of a Dependent (35-46-1-4)		-	-	-	2
	Non-Support of a Child (35-46-1-5)		-	-	-	2
	Operating Vehicle Intox-Prior (9-30-5-3)		-	1	2	2
	Possession - Syringe/Needle (16-42-19-18)		-	-	-	1
	Possession of Cocaine or Narcotic Drug (35-48-4-6)		-	-	-	2
	Possession of Controlled Substance (35-48-4-7)		-	-	-	3
	Resisting Law Enforcement (35-44-3-3)		-	-	-	2
	Sale of Legend Drug (16-42-19-11)		-	-	-	1
	Sexual Battery (35-42-4-8)		-	-	-	1
	Theft, Receiving Stolen Property (35-43-4-2)		-	-	-	3
	Vicarious Sexual Gratification (35-42-4-5)		-	-	-	1
<b>D Felony Total</b>			<b>0</b>	<b>3</b>	<b>2</b>	<b>31</b>



Felony Level	Primary Offense	Secondary Offense	Sep-22		This Calendar Year	
			SEX		SEX	
			F	M	F	M
Level 1 Felony	Aggravated Battery (35-42-2-1.5)		-	-	-	2
	Aiding, Inducing or Causing an Offense (35-41-2-4)	Murder (35-42-1-1)	-	-	1	1
	Attempted Murder (35-42-1-1(1))		-	-	-	1
	Attempt to Commit a Felony (35-41-5-1)		-	-	-	1
		Child Molesting (35-42-4-3)	-	1	-	6
		Murder (35-42-1-1)	1	1	3	22
		Sexual Misconduct with a Minor (35-42-4-9)	-	-	-	1
			-	1	-	3
	Burglary (35-43-2-1)		-	19	2	104
	Child Molesting (35-42-4-3)		-	-	-	1
	Conspiracy (35-41-5-2)	Murder (35-42-1-1)	-	-	2	2
	Criminal Gang Enhancement (35-50-2-15)		-	-	-	1
	Dealing a Substance Resulting in Death		-	1	2	3
	Firearm Enhancement (35-50-2-11)		-	-	1	3
	Habitual Offender (35-50-2-8)		-	-	1	4
Neglect of a Dependent/Death (35-46-1-4)		1	1	3	6	
Rape (35-42-4-1)		-	-	-	3	
Level 1 Felony Total			2	24	15	163

Felony Level	Primary Offense	Secondary Offense	Sep-22		This Calendar Year	
			SEX		SEX	
			F	M	F	M
Level 2 Felony	Aiding, Inducing or Causing an Offense (35-41-2-4)	Dealing Methamphetamine (35-48-4-1.1)	-	-	-	1
		Voluntary Manslaughter (35-42-1-3)	-	-	-	1
	Attempt to Commit a Felony (35-41-5-1)	Burglary (35-43-2-1)	-	-	-	1
		Robbery (35-42-5-1)	-	-	-	1
		Voluntary Manslaughter (35-42-1-3)	-	-	-	1
	Battery (35-42-2-1)		-	-	-	1
	Burglary (35-43-2-1)		-	2	1	9
	Child Seduction (35-42-4-7)		-	-	-	1
	Conspiracy (35-41-5-2)	Murder (35-42-1-1)	-	-	-	1
	Dealing Cocaine or Narcotic Drug (35-48-4-1)		-	4	5	55
	Dealing Methamphetamine (35-48-4-1.1)		2	16	49	154
	Dealing Sched I, II, or III Cntrl'd Sub (35-48-4-2)		-	1	2	19
	Habitual Offender (35-50-2-8)		-	-	2	2
	Kidnapping (35-42-3-2)		-	-	-	1
	Manufacturing Methamphetamine (35-42-4-5)		-	-	-	1
	Pharmacy Robbery (35-42-5-1)		-	-	-	1
	Possession - Destruct Device (35-47.5-5-2)		-	-	-	2
	Robbery (35-42-5-1)		1	2	3	24
	Sexual Misconduct with a Minor (35-42-4-9)		-	-	-	1
	Vicarious Sex Gratification (35-42-4-5)		-	-	-	1
Voluntary Manslaughter (35-42-1-3)		-	3	5	24	
Level 2 Felony Total			3	28	67	302

Felony Level	Primary Offense	Secondary Offense	Sep-22		This Calendar Year		
			SEX		SEX		
			F	M	F	M	
Level 3 Felony	Accident/Failure to Stop-Serious Inj/Death (9-26-1-1.1)		-	-	2	3	
	Aggravated Battery (35-42-2-1.5)		2	6	7	74	
	Aiding, Inducing or Causing an Offense (35-41-2-4)	Aggravated Battery (35-42-2-1.5)	-	-	1	1	
			Dealing Methamphetamine (35-48-4-1.1)	-	1	1	2
			Robbery (35-42-5-1)	-	-	1	4
	Arson (35-43-1-1)		-	-	2	-	
	Attempt to Commit a Felony (35-41-5-1)	Aggravated Battery (35-42-2-1.5)	-	-	-	4	
			Child Molesting (35-42-4-3)	-	-	-	1
			Robbery (35-42-5-1)	-	-	-	6
	Battery (35-42-2-1)		3	-	3	10	
	Burglary (35-43-2-1)		1	-	2	10	
	Child Molesting (35-42-4-3)		-	2	3	33	
	Conspiracy (35-41-5-2)	Robbery (35-42-5-1)	-	1	-	1	
	Criminal Confinement (35-42-3-3)		1	5	1	30	
	Dealing Cocaine or Narcotic Drug (35-48-4-1)		3	2	10	45	
	Dealing Methamphetamine (35-48-4-1.1)		2	9	31	88	
	Dealing Sched I, II, or III Cntrld Sub (35-48-4-2)		-	-	3	5	
	Dealing Sched IV Cntrld Sub (35-48-4-3)		1	-	2	5	
	Domestic Battery SBI Under 14 (35-42-2-1.3A)		-	-	-	2	
	Habitual Offender (35-50-2-8)		-	-	-	1	
	Human Sexual Trafficking (35-42-3.5-1)		-	-	1	4	
	Kidnapping (35-42-3-2)		-	-	-	2	
	Manufacturing Meth (35-48-4-1.2)		-	1	-	1	
	Neglect of a Dependent/Death (35-46-1-4)		3	1	13	18	
	Possession of Cocaine or Narcotic Drug (35-48-4-6)		-	3	3	19	
	Possession of Meth (35-48-4-6.1)		1	7	25	50	
	Rape (35-42-4-1)		-	4	1	37	
	Resisting Law Enforcement (35-44.1-3-1)		-	-	-	3	
	Robbery (35-42-5-1)		2	23	29	201	
	Vicarious Sexual Gratification (35-42-4-5)		-	-	-	1	
	<b>Level 3 Felony Total</b>			<b>19</b>	<b>65</b>	<b>141</b>	<b>661</b>

Felony Level	Primary Offense	Secondary Offense	Sep-22		This Calendar Year		
			SEX		SEX		
			F	M	F	M	
Level 4 Felony	Aiding, Inducing or Causing an Offense (35-41-2-4)	Burglary (35-43-2-1)	-	1	-	2	
	Arson (35-43-1-1)		1	3	2	35	
	Attempt to Commit a Felony (35-41-5-1)	Burglary (35-43-2-1)	-	1	-	3	
			Conspiracy (35-41-5-2)	-	-	-	1
	Burglary (35-43-2-1)		1	16	31	161	
	Child Exploitation (35-42-4-4)		-	2	1	12	
	Child Molesting (35-42-4-3)		-	20	1	139	
	Child Solicitation (35-42-4-6)		-	1	-	23	
	Conspiracy (35-41-5-2)	Dealing Methamphetamine (35-48-4-1.1)	-	-	1	-	
	Criminal Confinement (35-42-3-3)		-	-	1	7	
	Dealing Cocaine or Narcotic Drug (35-48-4-1)		-	2	11	47	
	Dealing Methamphetamine (35-48-4-1.1)		6	14	48	124	
	Dealing Sched I, II, or III Cntrld Sub (35-48-4-2)		1	2	5	8	
	Dealing Sched IV Controlled Substance (35-48-4-3)		-	-	1	3	
	Escape 35-44.1-3-4		-	-	-	6	
	Felon in Possession of a Firearm (35-47-4-5)		3	31	9	268	
	Habitual Offender (35-50-2-8)		-	-	-	2	
	Human Sexual Trafficking (35-42-3.5-1)		-	-	-	3	
	Incest (35-46-1-3)		-	-	-	5	
	Kidnapping(35-42-3-2)		-	-	-	1	
	Leaving Scene of Accident with Serious Bodily Injury		-	1	-	6	
	Manufacturing Meth (35-48-4-1.2)		-	1	1	4	
	Operating Machine Gun / Bomb (35-47-5-9)		-	-	-	1	
	Operating Motor Vehicle While Intoxicated - Catastrophic Injury (9-30-5-5(A3))		-	-	1	-	
	Operating Motor Vehicle While Intoxicated - Death Schedule I,II (9-30-5-5(A2))		-	-	-	1	
	Operating Vehicle Intoxicated/Death (9-30-5-5)		1	4	7	26	
	Operating a Vehicle While Intoxicated Causing Serious Bodily Injury		1	1	2	3	
	Possession of Cocaine or Narcotic Drug (35-48-4-6)		-	5	4	24	
	Possession of Dangerous Device (35-44.1-3-7)		-	-	-	4	
	Possession of Meth (35-48-4-6.1)		5	9	32	98	
	Promoting Prostitution, under 18 (35-45-4-4)		-	-	-	1	
	Sexual Battery (35-42-4-8)		-	-	-	5	
	Sexual Misconduct with a Minor (35-42-4-9)		-	5	1	65	
Stalking (35-45-10-5)		-	-	-	1		
Vicarious Sexual Gratification (35-42-4-5)		-	1	-	3		
<b>Level 4 Felony Total</b>			<b>19</b>	<b>120</b>	<b>159</b>	<b>1092</b>	

Felony Level	Primary Offense	Secondary Offense	Sep-22		This Calendar Year	
			SEX		SEX	
			F	M	F	M
Level 5 Felony	Aiding, Inducing or Causing an Offense (35-41-2-4)	Burglary (35-43-2-1)	-	1	-	2
		Corrupt Bus Influence (35-45-6-2)	-	-	-	1
		Dealing in Methamphetamine (35-48-4-1.1)	-	-	1	-
	Assisting a Criminal (35-44.1-2-5)		-	-	1	7
	Attempt to Commit a Felony (35-41-5-1)	Battery (35-42-2-1)	-	1	-	2
		Child Seduction (35-41-5-1)	-	-	-	1
		Criminal Recklessness (35-42-2-2)	-	1	-	1
		Escape (35-44.1-3-4)	-	2	-	3
		Obstruction of Justice (35-44-3-4)	-	-	1	1
		Robbery (35-42-5-1)	-	-	1	1
		Trafficking with an Inmate (35-44.1-3-5)	-	1	-	1
	Auto Theft, Receiving Stolen Parts (35-43-4-2.5)		-	8	2	15
	Battery (35-42-2-1)		4	36	34	266
	Bribery (35-44.1-1-2)		-	-	1	-
	Burglary (35-43-2-1)		3	30	21	189
	Check Deception (35-43-5-5)		-	-	1	-
	Child Exploitation (35-42-4-4)		-	1	1	35
	Child Pornography (35-42-4-4(C))		-	-	-	7
	Child Possession of a Firearm (35-47-10-5)		-	1	-	2
	Child Seduction (35-42-4-7)		-	-	-	7
	Child Solicitation (35-42-4-6)		-	6	-	24
	Conspiracy (35-41-5-2)	Dealing Sched I, II, or III Cntrl Sub (35-48-4-2)	-	-	-	1
		Fraud on Financial Institution (35-43-5-8)	-	-	1	-
		Obstruction of Justice (35-44-3-4)	-	-	-	1
		Trafficking with an Inmate (35-44.1-3-5)	-	-	-	1
	Conversion (35-43-4-3)		-	-	-	1
	Corrupt Business Influence (35-45-6-2)		3	2	8	19
	Criminal Confinement (35-42-3-3)		-	9	3	61
	Criminal Recklessness (35-42-2-2)		-	3	2	32
	Dangerous Control of a Handgun (35-47-10-6)		-	-	1	-
	Dealing Cocaine or Narcotic Drug (35-48-4-1)		-	2	17	40
	Dealing Marijuana, Hash Oil, or Hashish (35-48-4-10)		-	2	1	13
	Dealing Methamphetamine (35-48-4-1.1)		8	27	64	177
	Dealing Sched I, II, or III Cntrl Sub (35-48-4-2)		-	2	1	11
	Dealing Sched IV Cntrl Sub (35-48-4-3)		-	-	2	-
	Dealing in Methamphetamine (35-48-4-1.1)		-	4	20	52
	Dealing/Poss. Look-Alike Subs (35-48-4-4.6)		-	1	1	3
	Disarm/Attempt to Disarm an Officer (35-44.1-3-2)		-	-	2	6
	Domestic Battery (35-42-2-1.3)		2	33	12	218
	Escape (35-44.1-3-4)		-	2	15	34
	Fail to Stop Acc Death (9-26-1-1.1)		-	-	1	1
	Failure to Register as a Sex Offender (11-8-8-17)		-	2	-	73
	Felon Fraud in Offer (23-19-5-1)		-	-	-	5
	Firearm w/in One Mile of School (35-47-2-1)		1	29	15	237
	Fraud on Financial Institution (35-43-5-8)		-	1	2	22
	Habitual Felony Offender (35-50-2-8)		-	-	1	2
	Incest (35-46-1-3)		-	1	-	5
	Insurance Fraud (35-43-5-4.5)		-	1	-	1
	Intimidation (35-45-2-1)		2	13	10	90
	Kidnapping (35-42-3-2)		-	-	2	7
	Mischief (35-43-1-2)		-	1	-	1
	Neglect of a Dependent/Death (35-46-1-4)		3	1	15	18
	Non-Support of Dependent Child (35-46-1-5)		-	-	1	7
	Obliterating Handgun I.D. (35-47-2-18)		2	2	3	7
	Obstruction of Justice (35-44.1-2-2)		-	1	1	9
	Oper Veh Aft Life Susp (9-30-10-17)		-	6	9	88
	Operating Veh while Intoxicated (9-30-5-2)		-	1	-	5
	Operating Vehicle Intox-Prior (9-30-5-3)		-	-	-	1
	Operating Vehicle Intoxicated/Death (9-30-5-5)		-	-	-	2
	Operating Vehicle Intoxicated/Injury (9-30-5-4)		1	6	6	24
	Pharmacy Robbery (35-42-5-1(B))		-	-	-	1
	Possession - Destruct Device (35-47.5-5-2)		-	1	-	3
	Possession - Machine Gun or Bomb (35-47-5-8)		-	-	-	6
	Possession of Cocaine or Narcotic Drug (35-48-4-6)		1	5	14	63
	Possession of Dangerous Device (35-44.1-3-7)		-	-	1	-
	Possession of Syringes or Needles (16-42-19-18)		-	-	1	1
	Possession/Use of Legend Drug (16-42-19-13)		-	-	2	-
	Promoting Prostitution (35-45-4-4)		-	-	-	1
	Prov Gun to Inel Per (35-47-2.5-16)		-	-	-	1
	Reckless Homicide (35-42-1-5)		-	1	6	16
	Resisting Law Enforcement (35-44.1-3-1)		-	2	1	8
	Robbery (35-42-5-1)		2	6	12	77
	Sexual Misconduct with Service Provider (35.44.1-3-10)		-	1	-	6
	Sexual Misconduct with a Minor (35-42-4-9)		-	5	-	39
	Stalking (35-45-10-5)		-	3	-	27
Strangulation (35-42-2-9)		-	1	-	15	
Theft, Receiving Stolen Property (35-43-4-2)		1	2	3	35	
Trafficking with an Inmate (35-44.1-3-5)		-	3	5	16	
Vicarious Sexual Gratification (35-42-4-5)		-	-	-	1	
<b>Level 5 Felony Total</b>			<b>33</b>	<b>270</b>	<b>325</b>	<b>2156</b>

Felony Level	Primary Offense	Secondary Offense	Sep-22		This Calendar Year	
			SEX		SEX	
			F	M	F	M
Level 6 Felony	Abuse of a Corpse (35-45-11-2)		-	-	-	3
	Aiding in Manufacture of Sch II Cont Subst (35-48-4-2)		1	1	1	2
	Aiding, Inducing or Causing an Offense (35-41-2-4)		-	-	1	-
	Arson (35-43-1-1)	Official Misconduct (35-44.1-1-1)	-	-	-	5
	Attempt to Commit a Felony (35-41-5-1)	Auto Theft, Receiving Stolen Parts (35-43-4-2.5)	-	-	1	-
		Disseminating Material Harmful to Minors (35-49-3-3)	-	-	-	1
		Residential Entry (35-43-2-1.5)	-	1	-	2
	Auto Theft, Receiving Stolen Parts (35-43-4-2.5)		-	5	16	64
	Battery (35-42-2-1)		1	6	16	61
	Check Deception (35-43-5-5)		-	-	1	1
	Child Exploitation (35-42-4-4)		-	1	-	4
	Conspiracy (35-41-5-2)	Dealing Sched III Substance (35-48-4-2(A))	-	-	1	-
	Contrib Delinquency (35-46-1-8)		-	-	-	1
	Controlled Substance Registration (35-48-4-14)		-	-	1	-
	Criminal Confinement (35-42-3-3)		-	-	1	12
	Criminal Confinement (35-42-3-3)		-	17	6	127
	Criminal Recklessness (35-42-2-2)		-	6	6	31
	Criminal Trespass (35-43-2-2)		-	-	1	1
	Cruelty to Animals (35-46-3-12)		-	-	1	3
	Dealing Counterfeit Substance (35-48-4-5)		-	-	-	1
	Dealing Fake Controlled Substances (35-48-4-4.6)		-	-	1	-
	Dealing Marijuana, Hash Oil, or Hashish (35-48-4-10)		-	1	1	18
	Dealing Sched IV Cntrld Sub (35-48-4-3)		-	1	-	1
	Dissemination of Matter Harmful to Minor (35-49-3-3)		-	2	-	13
	Driving W/Suspended Resulting in Injury (9-24-19-3(A))		-	-	-	1
	Escape (35-44.1-3-4)		3	9	40	134
	Fail to Reg Sex Off (11-8-8-17)		-	-	-	13
	Failure to Appear (35-44.1-2-9)		-	1	2	7
	Forgery, Counterfeiting, Application Fraud (35-43-5-2)		-	3	8	17
	Habitual Offender (35-50-2-8)		-	-	1	2
	Home Improvement Fraud (35-43-6-12)		-	-	-	3

Felony Level	Primary Offense	Secondary Offense	Sep-22		This Calendar Year		
			SEX		SEX		
			F	M	F	M	
Level 6 Felony (Cont'd)	Identity Deception (35-43-5-3.5)		-	-	3	6	
	Insurance Fraud (35-43-5-4.5)		-	1	4	10	
	Intimidation (35-45-2-1)		-	8	8	62	
	Invasion of Privacy (35-46-1-15.1)		-	5	2	44	
	Kidnapping (35-42-3-2)		-	-	-	1	
	Leaving the Scene of an Accident(9-26-1-1.1)		1	2	1	6	
	Maintain Common Nuisance (35-45-2-1(e))		3	1	10	10	
	Maintaining Common Nuisance (35-48-4-13)		-	-	1	6	
	Neglect of a Dependent/Death (35-46-1-4)		5	1	24	8	
	Non-Support of Dependent Child (35-46-1-5)		-	-	1	16	
	Obstruction of Justice (35-44.1-2-2)		1	-	3	15	
	Official Misconduct (35-44.1-1-1)		-	-	1	3	
	Oper Vehicle-Intox-Prev Conv (9-30-5-3)		-	-	4	13	
		Habitual Offender Controlled Substance (35-50-2-10)		-	1	-	2
	Operating Vehicle Intoxicated-Contrld Sub (9-30-5-1)		-	2	3	19	
	Operating Vehicle Intoxicated-Endanger (9-30-5-2)		-	8	15	54	
		Habitual Offender Controlled Substance (35-50-2-10)		-	1	-	3
	Operating Vehicle Intoxicated/Injury (9-30-5-4)		-	-	-	2	
	Operating Vehicle-Habitual Violation (9-30-10-16)		-	3	2	31	
	Pointing a Firearm (35-47-4-3)		-	3	-	22	
	Poss Paraphernalia (35-48-4-8.3)		-	-	1	-	
	Poss Precursors (35-48-4-14.5)		-	-	-	2	
	Possession Sched IV Contrld Sub w/in 1,000 ft (35-48-4-7)		-	1	-	10	
	Possession of Child Pornography (35-42-4-4(C))		-	1	-	4	
	Possession of Cocaine or Narcotic Drug (35-48-4-6)		5	12	43	90	
	Possession of Marijuana (35-48-4-11)		-	-	-	2	
	Possession of Meth (35-48-4-6.1)		-	-	1	-	
	Possession of Meth(35-48-4-6.1)		11	40	100	281	
	Possession of Syringes or Needles (16-42-19-18)		6	12	44	101	
	Possession or Use of Legend Drug (16-42-19-13)		-	2	2	8	
	Residential Entry (35-43-2-1.5)		1	6	9	29	
	Resisting Law Enforc (35-44.1-3-1)		-	21	9	161	
	Sex Offender without Identification (11-8-8-15)		-	1	-	3	
	Sexual Battery (35-42-4-8)		-	1	-	13	
	Sexual Conduct in Presence of a Minor (35-42-4-5c)		-	1	-	1	
	Sexual Misconduct with a Minor (35-42-4-9)		-	-	-	3	
	Stalking (35-45-10-5)		-	1	-	4	
	Strangulation (35-42-2-9)		1	5	1	39	
	Synthetic ID Deception (35-43-5-3.8)		-	1	-	3	
	Theft, Receiving Stolen Property (35-43-4-2)		3	25	40	162	
	Visiting Common Nuisance (35-45-1-5(B))		-	-	1	-	
	Voyeurism (35-45-4-5)		-	-	-	2	
	Welfare Fraud (35-43-5-7)		-	-	-	1	
<b>Level 6 Felony Total</b>			<b>42</b>	<b>220</b>	<b>439</b>	<b>1780</b>	

Felony Level	Primary Offense	Secondary Offense	Sep-22		This Calendar Year	
			SEX		SEX	
			F	M	F	M
Murder	Murder (35-42-1-1)		3	10	16	86
<b>Murder Total</b>			<b>3</b>	<b>10</b>	<b>16</b>	<b>86</b>

Felony Level	Primary Offense	Secondary Offense	Sep-22		This Calendar Year	
			SEX		SEX	
			F	M	F	M
Habitual Offender	Habitual Offender (35-50-2-8)		-	3	2	22
	Habitual Offender Controlled Substance (35-50-2-10)		-	-	-	4
<b>Habitual Offender Total</b>			<b>0</b>	<b>3</b>	<b>2</b>	<b>26</b>

			Sep-22		This Calendar Year	
			SEX		SEX	
			F	M	F	M
<b>Grand Total</b>			<b>122</b>	<b>759</b>	<b>1182</b>	<b>6525</b>

Note: Offense data may not be available for all offenders at the time this table was prepared.  
Only new commitments and probation violations are reported on this table.  
Parole and Community Transition Program violators are excluded on this table.  
Source: SAS - all.citations\_mso.pgm

Indiana Department of Correction  
Table 12  
Number of New Admissions by Most Serious Offense  
Committed to the Indiana Department of Correction

September 2022

Felony Level	Primary Offense	Secondary Offense	Sep-22		This Calendar Year	
			SEX		SEX	
			F	M	F	M
Level A Felony	Burglary (35-43-2-1)		-	1	-	1
	Child Molesting (35-42-4-3)		-	-	-	10
	Criminal Deviate Conduct (35-42-4-2)		-	1	-	1
	Dealing Cocaine or Narcotic Drug (35-48-4-1)		-	-	-	9
	Dealing Methamphetamine (35-48-4-1.1)		-	2	-	3
	Dealing Sched I, II, or III Cntrld Sub (35-48-4-2)		-	-	2	3
	Rape (35-42-4-1)		-	-	-	3
	Robbery (35-42-5-1)		-	-	1	2
	Voluntary Manslaughter (35-42-1-3)		-	-	1	1
<b>Level A Felony</b>			<b>0</b>	<b>4</b>	<b>4</b>	<b>33</b>

Felony Level	Primary Offense	Secondary Offense	Sep-22		This Calendar Year	
			SEX		SEX	
			F	M	F	M
Level B Felony	Aggravated Battery (35-42-2-1.5)		-	-	1	1
	Arson (35-43-1-1)		-	-	-	2
	Burglary (35-43-2-1)		-	2	1	20
	Child Molesting (35-42-4-3)		-	-	-	1
	Criminal Confinement (35-42-3-3)		-	1	-	2
	Criminal Deviate Conduct (35-42-4-2)		-	-	-	1
	Dealing Cocaine or Narcotic Drug (35-48-4-1)		-	1	2	11
	Dealing Methamphetamine (35-48-4-1.1)		1	-	3	12
	Dealing Sched I, II, or III Cntrld Sub (35-48-4-2)		-	-	-	7
	Escape/Failure to Return (35-44-3-5)		-	-	-	1
	Felon in Possession of a Firearm (35-47-4-5)		-	-	-	3
	Human Sexual Trafficking (35-42-3.5)		-	-	-	1
	Operating Vehicle Intoxicated/Death (9-30-5-5)		-	-	-	1
	Possession Methamphetamine (35-48-4-6.1)		-	-	-	1
	Possession of Cocaine or Narcotic Drug (35-48-4-6)		-	-	1	3
	Robbery (35-42-5-1)		-	1	-	9
	Sexual Misconduct with a Minor (35-42-4-9)		-	1	-	6
Voluntary Manslaughter (35-42-1-3)		-	-	-	1	
<b>Level B Felony Total</b>			<b>1</b>	<b>6</b>	<b>8</b>	<b>83</b>

Felony Level	Primary Offense	Secondary Offense	Sep-22		This Calendar Year	
			SEX		SEX	
			F	M	F	M
Level C Felony	Arson (35-43-1-1)		-	-	1	-
	Auto Theft, Receiving Stolen Parts (35-43-4-2.5)		-	-	-	1
	Battery (35-42-2-1)		-	-	-	2
	Burglary (35-43-2-1)		-	-	-	2
	Child Molesting (35-42-4-3)		-	-	-	3
	Corrupt Business Influence (35-45-6-2)		-	-	1	-
	Criminal Confinement (35-42-3-3)		-	-	-	1
	Dealing Sched IV Controlled Substance (35-48-4-3)		-	-	-	1
	Forgery (35-43-5-2)		-	1	-	5
	Neglect of a Dependent (35-46-1-4)		-	-	1	1
	Non-Support of Dependent Child (35-46-1-5)		-	-	-	5
	Operating Vehicle Intoxicated/Death (9-30-5-5)		-	-	-	1
	Operating Vehicle w/Lifetime Suspension (9-30-10-17)		-	-	-	2
	Possession Methamphetamine (35-48-4-6.1)		-	-	-	1
	Possession of Controlled Substance (35-48-4-7)		-	-	-	1
	Reckless Homicide (35-42-1-5)		-	-	-	1
	Sexual Misconduct with a Minor (35-42-4-9)		-	-	-	1
<b>Level C Felony Total</b>			<b>0</b>	<b>1</b>	<b>3</b>	<b>28</b>

Felony Level	Primary Offense	Secondary Offense	Sep-22		This Calendar Year	
			SEX		SEX	
			F	M	F	M
Level D Felony	Auto Theft, Receiving Stolen Parts (35-43-4-2.5)		-	-	-	1
	Child Seduction (35-42-4-7)		-	-	-	1
	Child Solicitation (35-42-4-6)		-	-	-	1
	Criminal Recklessness (35-42-2-2)		-	1	-	1
	Driving While Suspended/Oper Veh HTV (9-30-10-16)		-	-	-	1
	Non-Support of a Child (35-46-1-5)		-	-	-	2
	Operating Vehicle Intox-Prior (9-30-5-3)		-	1	-	1
	Sale of Legend Drug (16-42-19-11)		-	-	-	1
	Sexual Battery (35-42-4-8)		-	-	-	1
Theft, Receiving Stolen Property (35-43-4-2)		-	-	-	1	
<b>Level D Felony Total</b>			<b>0</b>	<b>2</b>	<b>0</b>	<b>11</b>

Felony Level	Primary Offense	Secondary Offense	Sep-22		This Calendar Year	
			SEX		SEX	
			F	M	F	M
Level 1 Felony	Aggravated Battery (35-42-2-1.5)		-	-	-	2
	Aiding, Inducing or Causing an Offense (35-41-2-4)	Murder (35-42-1-1)	-	-	1	1
	Attempt to Commit a Felony (35-41-5-1)		-	-	-	1
		Child Molesting (35-42-4-3)	-	1	-	4
		Murder (35-42-1-1)	-	1	1	17
		Sexual Misconduct with a Minor (35-42-4-9)	-	-	-	1
	Burglary (35-43-2-1)		-	1	-	2
	Child Molesting (35-42-4-3)		-	12	2	66
	Conspiracy (35-41-5-2)	Murder (35-42-1-1)	-	-	2	2
	Dealing a Substance Resulting in Death		-	1	2	3
	Firearm Enhancement (35-50-2-11)		-	-	-	3
	Habitual Offender (35-50-2-8)		-	-	1	3
	Neglect of a Dependent/Death (35-46-1-4)		1	1	3	5
	Rape (35-42-4-1)		-	-	-	3
	<b>Level 1 Felony Total</b>			<b>1</b>	<b>17</b>	<b>12</b>

Felony Level	Primary Offense	Secondary Offense	Sep-22		This Calendar Year	
			SEX		SEX	
			F	M	F	M
Level 2 Felony	Aiding, Inducing or Causing an Offense (35-41-2-4)	Dealing Methamphetamine (35-48-4-1.1)	-	-	-	1
	Attempt to Commit a Felony (35-41-5-1)	Burglary (35-43-2-1)	-	-	-	1
		Robbery (35-42-5-1)	-	-	-	1
		Voluntary Manslaughter (35-42-1-3)	-	-	-	1
	Battery (35-42-2-1)		-	-	-	1
	Burglary (35-43-2-1)		-	2	1	9
	Conspiracy (35-41-5-2)	Murder (35-42-1-1)	-	-	-	1
	Dealing Cocaine or Narcotic Drug (35-48-4-1)		-	4	2	45
	Dealing Methamphetamine (35-48-4-1.1)		2	14	46	132
	Dealing Sched I, II, or III Cntrld Sub (35-48-4-2)		-	-	2	15
	Manufacturing Methamphetamine (35-42-4-5)		-	-	-	1
	Pharmacy Robbery (35-42-5-1)		-	-	-	1
	Possession - Destruct Device (35-47.5-5-2)		-	-	-	2
	Robbery (35-42-5-1)		1	2	3	21
	Sexual Misconduct with a Minor (35-42-4-9)		-	-	-	1
	Voluntary Manslaughter (35-42-1-3)		-	3	5	24
	<b>Level 2 Felony Total</b>			<b>3</b>	<b>25</b>	<b>59</b>

Felony Level	Primary Offense	Secondary Offense	Sep-22		This Calendar Year		
			SEX		SEX		
			F	M	F	M	
Level 3 Felony	Accident/Failure to Stop-Serious Inj/Death (9-26-1-1.1)		-	-	2	2	
	Aggravated Battery (35-42-2-1.5)		2	5	7	67	
	Aiding, Inducing or Causing an Offense (35-41-2-4)	Aggravated Battery (35-42-2-1.5)	-	-	1	1	
		Dealing Methamphetamine (35-48-4-1.1)	-	1	1	2	
		Robbery (35-42-5-1)	-	-	1	3	
	Arson (35-43-1-1)		-	-	2	-	
	Attempt to Commit a Felony (35-41-5-1)	Aggravated Battery (35-42-2-1.5)	-	-	-	2	
		Robbery (35-42-5-1)	-	-	-	4	
	Battery (35-42-2-1)		2	-	2	8	
	Burglary (35-43-2-1)		1	-	2	9	
	Child Molesting (35-42-4-3)		-	2	3	28	
	Conspiracy (35-41-5-2)	Robbery (35-42-5-1)	-	1	-	1	
	Criminal Confinement (35-42-3-3)		-	3	-	23	
	Dealing Cocaine or Narcotic Drug (35-48-4-1)		3	1	9	36	
	Dealing Methamphetamine (35-48-4-1.1)		1	7	26	80	
	Dealing Sched I, II, or III Cntrld Sub (35-48-4-2)		-	-	2	4	
	Dealing Sched IV Cntrld Sub (35-48-4-3)		1	-	2	3	
	Domestic Battery SBI Under 14 (35-42-2-1.3A)		-	-	-	2	
	Human Sexual Trafficking (35-42-3.5-1)		-	-	1	3	
	Manufacturing Meth (35-48-4-1.2)		-	1	-	1	
	Neglect of a Dependent/Death (35-46-1-4)		3	1	12	18	
	Possession of Cocaine or Narcotic Drug (35-48-4-6)		-	3	3	16	
	Possession of Meth (35-48-4-6.1)		1	6	23	48	
	Rape (35-42-4-1)		-	4	1	31	
	Resisting Law Enforcement (35-44.1-3-1)		-	-	-	3	
	Robbery (35-42-5-1)		2	18	21	161	
	Level 3 Felony Total			16	53	121	556

Felony Level	Primary Offense	Secondary Offense	Sep-22		This Calendar Year	
			SEX		SEX	
			F	M	F	M
Level 4 Felony	Aiding, Inducing or Causing an Offense (35-41-2-4)	Burglary (35-43-2-1)	-	1	-	2
	Arson (35-43-1-1)		1	2	2	24
	Attempt to Commit a Felony (35-41-5-1)	Burglary (35-43-2-1)	-	-	-	2
		Conspiracy (35-41-5-2)	-	-	-	1
	Burglary (35-43-2-1)		1	11	29	145
	Child Exploitation (35-42-4-4)		-	1	-	7
	Child Molesting (35-42-4-3)		-	12	1	81
	Child Solicitation (35-42-4-6)		-	1	-	20
	Conspiracy (35-41-5-2)	Dealing Methamphetamine (35-48-4-1.1)	-	-	1	-
	Criminal Confinement (35-42-3-3)		-	-	1	6
	Dealing Cocaine or Narcotic Drug (35-48-4-1)		-	1	7	27
	Dealing Methamphetamine (35-48-4-1.1)		6	11	37	104
	Dealing Sched I, II, or III Cntrld Sub (35-48-4-2)		1	2	5	8
	Dealing Sched IV Controlled Substance (35-48-4-3)		-	-	1	3
	Escape 35-44.1-3-4		-	-	-	5
	Felon in Possession of a Firearm (35-47-4-5)		2	24	6	208
	Habitual Offender (35-50-2-8)		-	-	-	1
	Human Sexual Trafficking (35-42-3.5-1)		-	-	-	2
	Incest (35-46-1-3)		-	-	-	2
	Leaving Scene of Accident with Serious Bodily Injury		-	1	-	5
	Manufacturing Meth (35-48-4-1.2)		-	1	1	4
	Operating Machine Gun / Bomb (35-47-5-9)		-	-	-	1
	Operating Motor Vehicle While Intoxicated - Catastrophic Injury (9-30-5-5(A3))		-	-	1	-
	Operating Motor Vehicle While Intoxicated - Death Schedule I,II (9-30-5-5(A2))		-	-	-	1
	Operating Vehicle Intoxicated/Death (9-30-5-5)		1	3	6	21
	Operating a Vehicle While Intoxicated Causing Serious Bodily Injury		1	-	2	1
	Possession of Cocaine or Narcotic Drug (35-48-4-6)		-	5	4	23
	Possession of Dangerous Device (35-44.1-3-7)		-	-	-	2
	Possession of Meth (35-48-4-6.1)		5	8	30	86
	Promoting Prostitution, under 18 (35-45-4-4)		-	-	-	1
	Sexual Battery (35-42-4-8)		-	-	-	3
	Sexual Misconduct with a Minor (35-42-4-9)		-	5	1	49
	Stalking (35-45-10-5)		-	-	-	1
Vicarious Sexual Gratification (35-42-4-5)		-	1	-	3	
Level 4 Felony Total			18	90	135	849



Felony Level	Primary Offense	Secondary Offense	Sep-22		This Calendar Year	
			SEX		SEX	
			F	M	F	M
Level 5 Felony	Aiding, Inducing or Causing an Offense (35-41-2-4)	Burglary (35-43-2-1)	-	1	-	2
		Corrupt Bus Influence (35-45-6-2)	-	-	-	1
	Assisting a Criminal (35-44.1-2-5)		-	-	1	6
	Attempt to Commit a Felony (35-41-5-1)	Child Seduction (35-41-5-1)	-	-	-	1
		Escape (35-44.1-3-4)	-	1	-	2
		Obstruction of Justice (35-44-3-4)	-	-	1	1
		Robbery (35-42-5-1)	-	-	1	1
		Trafficking with an Inmate (35-44.1-3-5)	-	1	-	1
	Auto Theft, Receiving Stolen Parts (35-43-4-2.5)		-	7	2	13
	Battery (35-42-2-1)		2	27	30	196
	Bribery (35-44.1-1-2)		-	-	1	-
	Burglary (35-43-2-1)		3	28	19	157
	Check Deception (35-43-5-5)		-	-	1	-
	Child Exploitation (35-42-4-4)		-	1	1	15
	Child Pornography (35-42-4-4(C))		-	-	-	4
	Child Possession of a Firearm (35-47-10-5)		-	1	-	2
	Child Seduction (35-42-4-7)		-	-	-	4
	Child Solicitation (35-42-4-6)		-	6	-	18
	Conspiracy (35-41-5-2)	Dealing Sched I, II, or III Cntrld Sub (35-48-4-2)	-	-	-	1
		Fraud on Financial Institution (35-43-5-8)	-	-	1	-
		Obstruction of Justice (35-44-3-4)	-	-	-	1
		Trafficking with an Inmate (35-44.1-3-5)	-	-	-	1
	Conversion (35-43-4-3)		-	-	-	1
	Corrupt Business Influence (35-45-6-2)		3	2	7	14
	Criminal Confinement (35-42-3-3)		-	7	3	47
	Criminal Recklessness (35-42-2-2)		-	3	2	21
	Dealing Cocaine or Narcotic Drug (35-48-4-1)		-	1	14	26
	Dealing Marijuana, Hash Oil, or Hashish (35-48-4-10)		-	2	1	7
	Dealing Methamphetamine (35-48-4-1.1)		7	22	55	141
	Dealing Sched I, II, or III Cntrld Sub (35-48-4-2)		-	2	1	10
	Dealing Sched IV Cntrld Sub (35-48-4-3)		-	-	1	-
	Dealing in Methamphetamine (35-48-4-1.1)		-	4	16	43
	Dealing/Poss. Look-Alike Subs (35-48-4-4.6)		-	-	-	2
	Disarm/Attempt to Disarm an Officer (35-44.1-3-2)		-	-	2	4
	Domestic Battery (35-42-2-1.3)		2	26	11	178
	Escape (35-44.1-3-4)		-	1	13	23
	Fail to Stop Acc Death (9-26-1-1.1)		-	-	-	1
	Failure to Register as a Sex Offender (11-8-8-17)		-	2	-	64
	Firearm w/in One Mile of School (35-47-2-1)		-	22	8	182
	Fraud on Financial Institution (35-43-5-8)		-	1	2	15
	Habitual Felony Offender (35-50-2-8)		-	-	1	1
	Incest (35-46-1-3)		-	1	-	3
	Intimidation (35-45-2-1)		2	11	8	60
	Kidnapping (35-42-3-2)		-	-	1	4
	Mischief (35-43-1-2)		-	1	-	1
	Neglect of a Dependent/Death (35-46-1-4)		2	1	8	12
	Non-Support of Dependent Child (35-46-1-5)		-	-	1	7
	Obliterating Handgun I.D. (35-47-2-18)		2	2	3	5
	Obstruction of Justice (35-44.1-2-2)		-	1	1	7
	Oper Veh Aft Life Susp (9-30-10-17)		-	6	7	77
	Operating Veh while Intoxicated (9-30-5-2)		-	1	-	5
	Operating Vehicle Intox-Prior (9-30-5-3)		-	-	-	1
	Operating Vehicle Intoxicated/Death (9-30-5-5)		-	-	-	1
	Operating Vehicle Intoxicated/Injury (9-30-5-4)		-	5	3	18
	Possession - Destruct Device (35-47.5-5-2)		-	-	-	1
	Possession - Machine Gun or Bomb (35-47-5-8)		-	-	-	4
	Possession of Cocaine or Narcotic Drug (35-48-4-6)		1	3	13	45
	Possession of Dangerous Device (35-44.1-3-7)		-	-	1	-
	Possession of Syringes or Needles (16-42-19-18)		-	-	1	1
	Possession/Use of Legend Drug (16-42-19-13)		-	-	1	-
	Promoting Prostitution (35-45-4-4)		-	-	-	1
	Prov Gun to Inel Per (35-47-2.5-16)		-	-	-	1
	Reckless Homicide (35-42-1-5)		-	1	4	14
	Resisting Law Enforcement (35-44.1-3-1)		-	2	-	5
	Robbery (35-42-5-1)		2	5	9	52
	Sexual Misconduct with Service Provider (35.44.1-3-10)		-	1	-	3
	Sexual Misconduct with a Minor (35-42-4-9)		-	4	-	25
Stalking (35-45-10-5)		-	2	-	20	
Strangulation (35-42-2-9)		-	-	-	9	
Theft, Receiving Stolen Property (35-43-4-2)		1	2	2	30	
Trafficking with an Inmate (35-44.1-3-5)		-	2	4	13	
Vicarious Sexual Gratification (35-42-4-5)		-	-	-	1	
<b>Level 5 Felony Total</b>			<b>27</b>	<b>219</b>	<b>262</b>	<b>1633</b>

Felony Level	Primary Offense	Secondary Offense	Sep-22		This Calendar Year	
			SEX		SEX	
			F	M	F	M
Level 6 Felony	Aiding in Manufacture of Sch II Cont Subst (35-48-4-2)		-	1	-	1
	Arson (35-43-1-1)		-	-	-	1
	Auto Theft, Receiving Stolen Parts (35-43-4-2.5)		-	2	8	17
	Battery (35-42-2-1)		-	4	4	20
	Check Deception (35-43-5-5)		-	-	-	1
	Criminal Confinement (35-42-3-3)		-	-	-	3
	Criminal Confinement (35-42-3-3)		-	5	1	32
	Criminal Recklessness (35-42-2-2)		-	1	1	4
	Dealing Marijuana, Hash Oil, or Hashish (35-48-4-10)		-	-	-	2
	Dissemination of Matter Harmful to Minor (35-49-3-3)		-	-	-	2
	Escape (35-44.1-3-4)		1	4	9	38
	Fail to Reg Sex Off (11-8-8-17)		-	-	-	3
	Failure to Appear (35-44.1-2-9)		-	-	-	1
	Forgery, Counterfeiting, Application Fraud (35-43-5-2)		-	2	3	8
	Home Improvement Fraud (35-43-6-12)		-	-	-	1
	Identity Deception (35-43-5-3.5)		-	-	1	1
	Insurance Fraud (35-43-5-4.5)		-	-	2	4
	Intimidation (35-45-2-1)		-	2	3	13
	Invasion of Privacy (35-46-1-15.1)		-	3	1	12
	Leaving the Scene of an Accident(9-26-1-1.1)		-	-	-	1
	Maintain Common Nuisance (35-45-2-1(e))		1	-	3	3
	Maintaining Common Nuisance (35-48-4-13)		-	-	-	1
	Neglect of a Dependent/Death (35-46-1-4)		-	-	1	1
	Non-Support of Dependent Child (35-46-1-5)		-	-	1	9
	Obstruction of Justice (35-44.1-2-2)		-	-	-	2
	Official Misconduct (35-44.1-1-1)		-	-	1	-
	Oper Vehicle-Intox-Prev Conv (9-30-5-3)		-	-	1	7
		Habitual Offender Controlled Substance (35-50-2-10)	-	1	-	1
	Operating Vehicle Intoxicated-Contrld Sub (9-30-5-1)		-	2	2	13
	Operating Vehicle Intoxicated-Endanger (9-30-5-2)		-	5	8	30
		Habitual Offender Controlled Substance (35-50-2-10)	-	1	-	2
	Operating Vehicle-Habitual Violation (9-30-10-16)		-	-	1	14
	Pointing a Firearm (35-47-4-3)		-	-	-	1
	Poss Paraphernalia (35-48-4-8.3)		-	-	1	-
	Possession Sched IV Contrld Sub w/in 1,000 ft (35-48-4-7)		-	-	-	2
	Possession of Cocaine or Narcotic Drug (35-48-4-6)		2	5	13	26
	Possession of Meth(35-48-4-6.1)		6	21	46	138
	Possession of Syringes or Needles (16-42-19-18)		1	2	4	19
	Possession or Use of Legend Drug (16-42-19-13)		-	-	1	2
	Residential Entry (35-43-2-1.5)		-	2	6	12
	Resisting Law Enforc (35-44.1-3-1)		-	1	2	14
	Sex Offender without Identification (11-8-8-15)		-	-	-	1
	Sexual Battery (35-42-4-8)		-	-	-	4
	Sexual Misconduct with a Minor (35-42-4-9)		-	-	-	1
	Stalking (35-45-10-5)		-	1	-	1
	Strangulation (35-42-2-9)		1	-	1	4
	Synthetic ID Deception (35-43-5-3.8)		-	-	-	1
	Theft, Receiving Stolen Property (35-43-4-2)		-	7	9	51
Level 6 Felony Total			12	72	134	525

Felony Level	Primary Offense	Secondary Offense	Sep-22		This Calendar Year	
			SEX		SEX	
			F	M	F	M
HO	Habitual Offender (35-50-2-8)		-	-	-	1
	Habitual Offender Controlled Substance (35-50-2-10)		-	-	-	1
HO Total			0	0	0	2
Felony Level	Primary Offense	Secondary Offense	Sep-22		This Calendar Year	
			SEX		SEX	
			F	M	F	M
Murder	Murder (35-42-1-1)		3	8	14	72
Murder Total			3	8	14	72
Grand Total			Sep-22		This Calendar Year	
			SEX		SEX	
			F	M	F	M
Grand Total			81	497	752	4162

Note: Offense data may not be available for all offenders at the time this table was prepared.  
Only new commitments and probation violations are reported on this table.  
Parole and Community Transition Program violators are excluded on this table.  
Source: SAS - all.citations\_mso.pgm

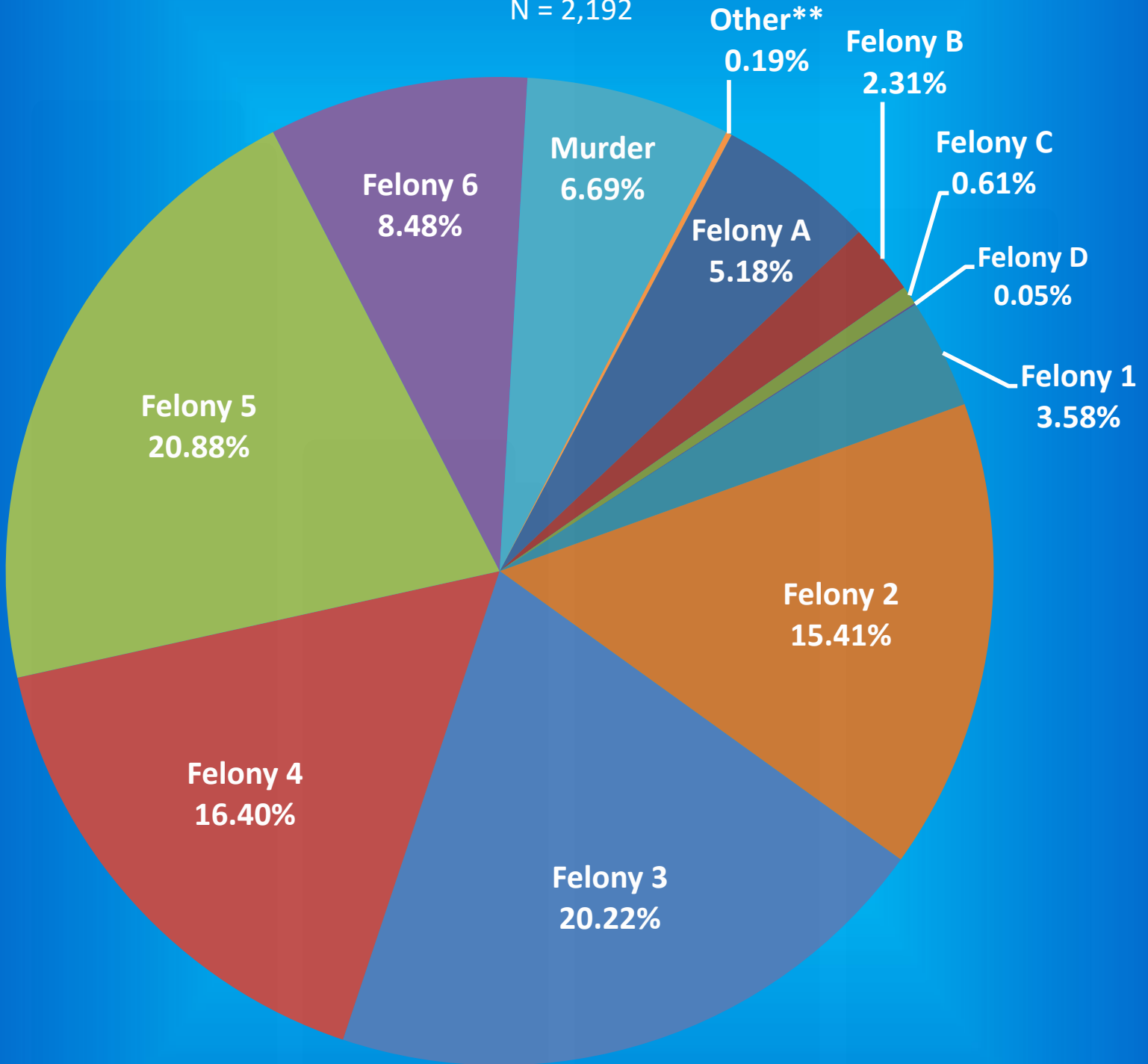
# Indiana Department of Correction

## Graph A

### Female Population by Most Serious Offense Felony Level\*

October 01, 2022

N = 2,192



• Includes Offenders Held in County Jails and Contracted Beds

\*\* Other includes Safekeepers, Predispositions, Habitual Offenders, Misdemeanants, and Unknowns

# Indiana Department of Correction

## Graph B

### Average Daily Adult Female Offender Populations Calendar Year 2022

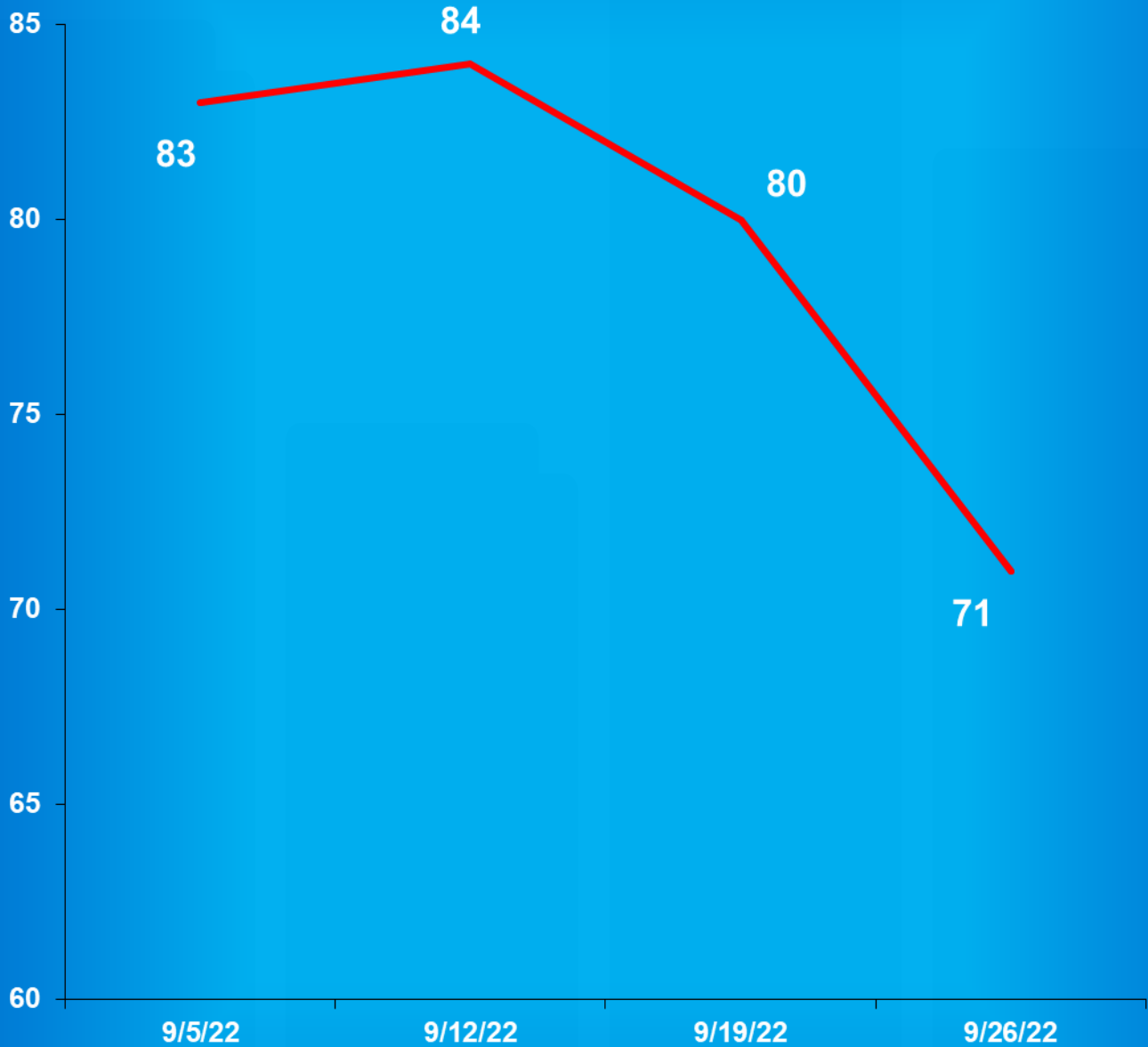


# Indiana Department of Correction

## Graph C

### Adult Females Held in County Jails

September 2022



- Offenders held in county jails are newly sentenced offenders with completed court documents who are awaiting transfer to a DOC facility.

- Jail counts are a dynamic number that are affected by a variety of factors, including; sentencing trends, available DOC beds, and intake process completion.

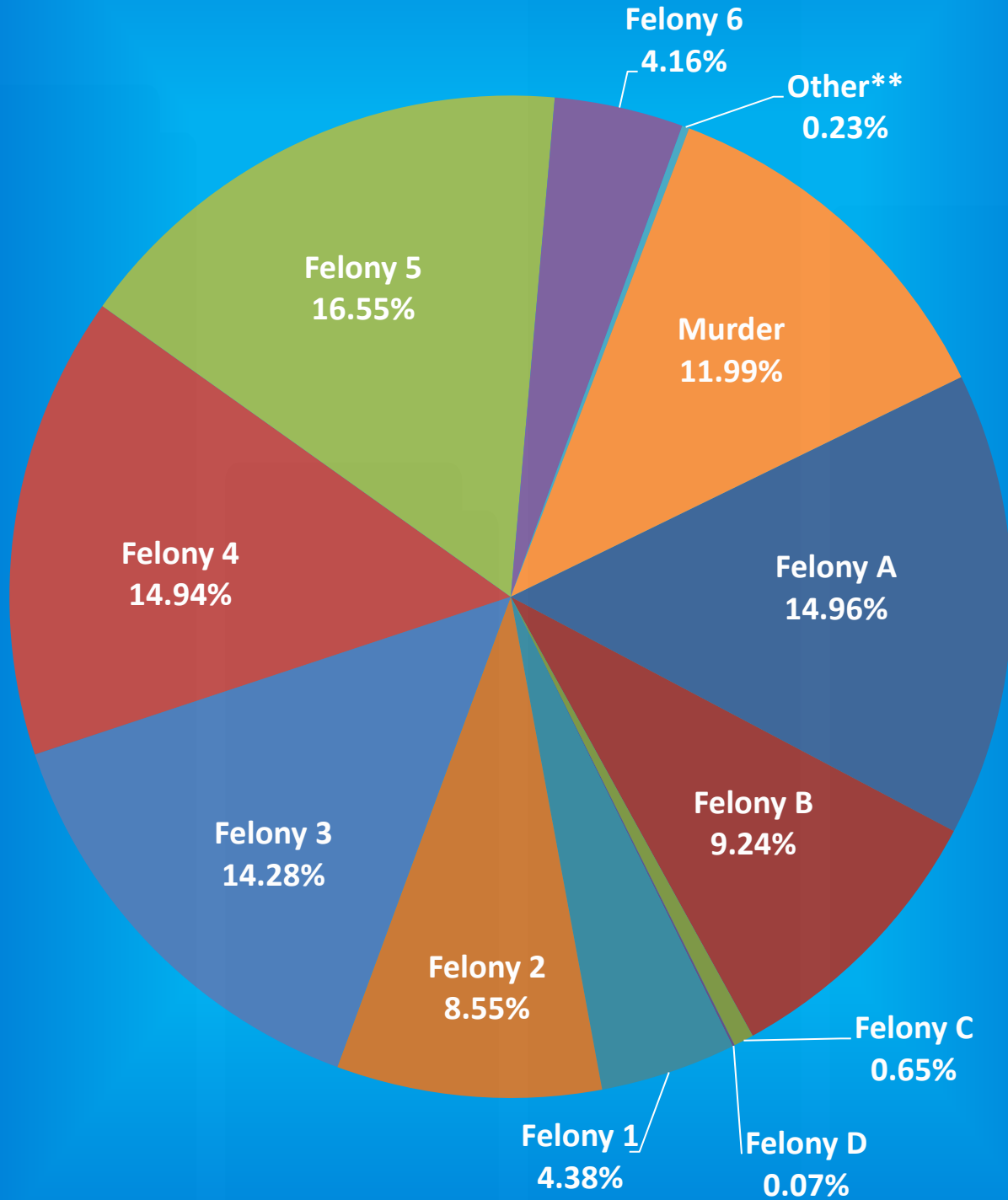
# Indiana Department of Correction

## Graph D

Male Population by Most Serious Offense Felony Level\*

October 01, 2022

N = 21,065



• Includes Offenders Held in County Jails and Contracted Beds

\*\* Other includes Safekeepers, Predispositions, Habitual Offenders, Misdemeanants, and Unknowns

# Indiana Department of Correction

## Graph E

### Average Daily Adult Male Offender Populations

Calendar Year 2022

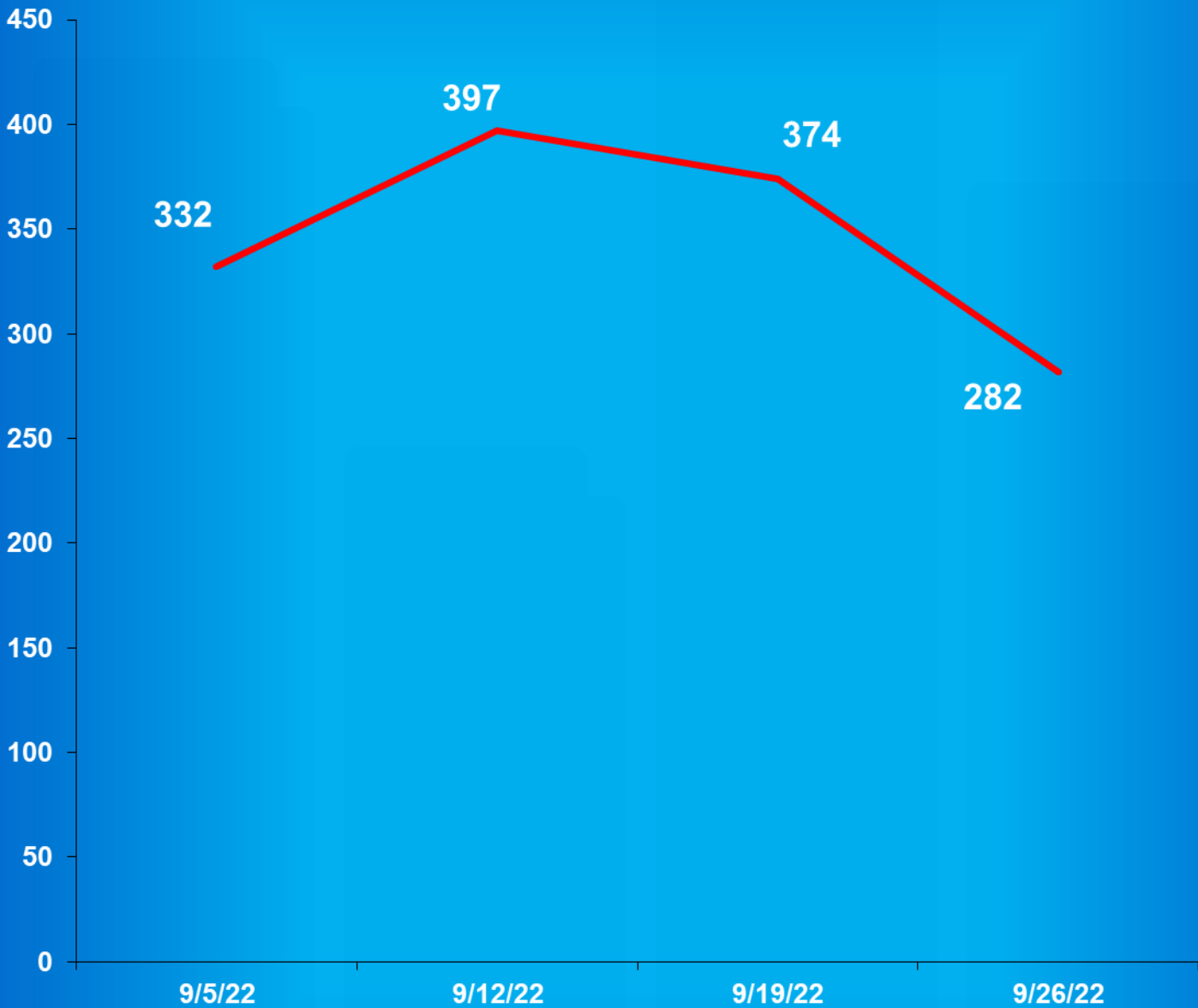


# Indiana Department of Correction

## Graph F

### Adult Males Held in County Jails

September 2022



- Offenders held in county jails are newly sentenced offenders with completed court documents who are awaiting transfer to a DOC facility.

- Jail counts are a dynamic number that are affected by a variety of factors, including; sentencing trends, available DOC beds, and intake process completion.





# Juvenile Offender Statistics



**Indiana Department Of Correction**  
**Table 13**  
**Monthly Facility Admissions and Releases**

**Juvenile Offenders**  
**September 2022**

**Admissions of All Juvenile Males**

<b>New Commitment</b>	<b>Re-Commitment</b>	<b>Parolee Return</b>	<b>Return From Escape</b>	<b>Diagnostics/Walk-Thrus</b>
26	0	0	0	7

**Releases of All Juvenile Males**

<b>Discharge</b>	<b>Parole</b>	<b>Escape</b>	<b>Diagnostics/Walk-Thrus</b>
15	4	0	7

**Admissions of All Juvenile Females**

<b>New Commitment</b>	<b>Re-Commitment</b>	<b>Parolee Return</b>	<b>Return From Escape</b>	<b>Diagnostics/Walk-Thrus</b>
3	1	1	0	0

**Releases of All Juvenile Females**

<b>Discharge</b>	<b>Parole</b>	<b>Escape</b>	<b>Diagnostics/Walk-Thrus</b>
3	0	0	1

Sources:

SAS - mnthadm4\_pgm\_tbl13.pgm

SAS - mnthext4\_pgm\_tbl13.pgm

**Indiana Department of Correction**

**Table 14**

**New Admissions by County of Commitment - Juveniles**

**September 2022**

County	Admission Type			County	Admission Type		
	New Commits	Re Commits	Total		New Commits	Re Commits	Total
Adams	0	0	0	Madison	2	0	2
Allen	3	0	3	Marion	2	0	2
Bartholomew	0	0	0	Marshall	0	0	0
Benton	0	0	0	Martin	0	0	0
Blackford	0	0	0	Miami	0	0	0
Boone	0	0	0	Monroe	0	0	0
Brown	0	0	0	Montgomery	1	0	1
Carroll	1	0	1	Morgan	0	0	0
Cass	0	0	0	Newton	0	0	0
Clark	1	0	1	Noble	0	0	0
Clay	0	0	0	Ohio	0	0	0
Clinton	0	0	0	Orange	0	0	0
Crawford	0	0	0	Owen	0	0	0
Daviess	0	0	0	Parke	1	0	1
Dearborn	0	0	0	Perry	0	0	0
Decatur	0	0	0	Pike	0	0	0
DeKalb	1	0	1	Porter	0	0	0
Delaware	1	0	1	Posey	0	0	0
Dubois	0	0	0	Pulaski	0	0	0
Elkhart	4	1	5	Putnam	0	0	0
Fayette	0	0	0	Randolph	0	0	0
Floyd	0	0	0	Ripley	0	0	0
Fountain	1	0	1	Rush	0	0	0
Franklin	0	0	0	St. Joseph	1	0	1
Fulton	2	0	2	Scott	0	0	0
Gibson	0	0	0	Shelby	0	0	0
Grant	0	0	0	Spencer	0	0	0
Greene	0	0	0	Starke	0	0	0
Hamilton	0	0	0	Steuben	0	0	0
Hancock	1	0	1	Sullivan	0	0	0
Harrison	0	0	0	Switzerland	0	0	0
Hendricks	0	0	0	Tippecanoe	0	0	0
Henry	0	0	0	Tipton	0	0	0
Howard	1	0	1	Union	0	0	0
Huntington	0	0	0	Vanderburgh	1	0	1
Jackson	0	0	0	Vermillion	0	0	0
Jasper	0	0	0	Vigo	0	0	0
Jay	0	0	0	Wabash	0	0	0
Jefferson	0	0	0	Warren	0	0	0
Jennings	1	0	1	Warrick	0	0	0
Johnson	0	0	0	Washington	0	0	0
Knox	0	0	0	Wayne	0	0	0
Kosciusko	1	0	1	Wells	0	0	0
LaGrange	1	0	1	White	0	0	0
Lake	1	0	1	Whitley	1	0	1
LaPorte	0	0	0	Unknown	0	0	3
Lawrence	0	0	0	<b>Totals</b>	<b>29</b>	<b>1</b>	<b>33</b>

This data is based on most serious offense and excludes parole violations. This includes Three (3) safekeepers classified in this report as Unknown.

Source: Mnthadm4\_pgm\_tbl14.pgm

Indiana Department of Correction

Table 15

Monthly Releases by County of Commitment - Juveniles

September 2022

County	Release Type			County	Release Type		
	Discharge	Parole	Total		Discharge	Parole	Total
Adams	0	0	0	Madison	0	0	0
Allen	1	1	2	Marion	4	0	4
Bartholomew	0	0	0	Marshall	0	0	0
Benton	0	0	0	Martin	0	0	0
Blackford	0	0	0	Miami	0	0	0
Boone	0	0	0	Monroe	0	0	0
Brown	0	0	0	Montgomery	0	0	0
Carroll	0	1	1	Morgan	0	0	0
Cass	1	0	1	Newton	0	0	0
Clark	0	0	0	Noble	0	0	0
Clay	0	0	0	Ohio	0	0	0
Clinton	0	0	0	Orange	0	0	0
Crawford	0	0	0	Owen	0	0	0
Daviess	0	0	0	Parke	0	0	0
Dearborn	0	0	0	Perry	0	0	0
Decatur	0	0	0	Pike	0	0	0
DeKalb	0	0	0	Porter	0	0	0
Delaware	0	0	0	Posey	1	0	1
Dubois	0	0	0	Pulaski	0	0	0
Elkhart	0	0	0	Putnam	0	0	0
Fayette	0	0	0	Randolph	0	0	0
Floyd	0	0	0	Ripley	0	0	0
Fountain	0	0	0	Rush	0	0	0
Franklin	0	0	0	St. Joseph	3	0	3
Fulton	0	0	0	Scott	0	0	0
Gibson	0	0	0	Shelby	0	0	0
Grant	0	0	0	Spencer	0	0	0
Greene	0	0	0	Starke	0	0	0
Hamilton	1	0	1	Steuben	0	0	0
Hancock	2	0	2	Sullivan	0	0	0
Harrison	0	0	0	Switzerland	1	0	1
Hendricks	2	0	2	Tippecanoe	0	0	0
Henry	0	0	0	Tipton	0	0	0
Howard	0	1	1	Union	0	0	0
Huntington	0	0	0	Vanderburgh	1	0	1
Jackson	0	0	0	Vermillion	0	0	0
Jasper	0	0	0	Vigo	0	0	0
Jay	0	0	0	Wabash	0	0	0
Jefferson	0	0	0	Warren	0	0	0
Jennings	0	0	0	Warrick	0	0	0
Johnson	0	0	0	Washington	0	0	0
Knox	0	0	0	Wayne	0	1	1
Kosciusko	0	0	0	Wells	0	0	0
LaGrange	0	0	0	White	0	0	0
Lake	1	0	1	Whitley	0	0	0
LaPorte	0	0	0	Unknown	0	0	0
Lawrence	0	0	0	<b>Totals</b>	<b>18</b>	<b>4</b>	<b>22</b>

Some discharges may be releases to County Probation - data is unable to be separated.

Diagnostics and Escapes are excluded.

Source: Mnthext4\_pgm\_tbl15.pgm

**Indiana Department of Correction**  
**Table 16**  
**Total Number of Committing Offenses for Juveniles**  
**Committed to the Indiana Department of Correction**  
**September 2022**

OFFENSE (Citation Code)	NUMBER OF OFFENSES			
	This Month		This Calendar Year	
LEVEL I	Female	Male	Female	Male
Aggravated Battery (35-42-2-1.5)	0	0	0	5
Arson (35-43-1-1)	0	0	0	2
Battery (35-42-2-1)	0	0	1	18
Battery by Bodily Waste (35-42-2-6)	0	0	1	4
Burglary (35-43-2-1)	0	0	0	18
Carjacking (35-42-5-2)	0	0	0	0
Carrying Handgun w/o License (35-47-2-1)	0	0	0	19
Changing, Altering, Removing, Obliterating ID of Handgun (35-47-2-18)	0	0	0	1
Child Exploitation (35-42-4-4)	0	0	0	5
Child Molesting (35-42-4-3)	0	0	0	25
Child Seduction (35-42-4-7)	0	0	0	0
Child Selling (35-46-1-4)	0	0	0	0
Child Solicitation (35-42-4-6)	0	0	0	0
Child in Possession of Handgun (35-47-10-5)	0	0	0	5
Consumer Product Tampering (35-45-8-3)	0	0	0	0
Criminal Confinement (35-42-3-3)	0	0	0	3
Criminal Deviate Conduct (35-42-4-2)	0	0	0	0
Criminal Gang Intimidation (35-45-9-4)	0	0	0	0
Criminal Gang Recruitment	0	0	0	0
Criminal Mischief (35-43-1-2)	0	0	0	0
Criminal Recklessness (35-42-2-2)	0	0	2	14
Dangerous Possession of a Firearm (35-47-10-5)	0	0	0	26
Dealing in a Sawed-Off Shotgun (35-47-5-4.1)	0	0	0	0
Distribution of a Destructive Device (IC 35-47.5-5-5)	0	0	0	0
Domestic Battery (35-42-2-1.3)	0	0	6	20
Driving While Intoxicated Resulting in Death (9-30-5-5)	0	0	0	0
False Application for Handgun (35-47-2-8)	0	0	0	0
False, Altering Handgun License (35-47-2-22)	0	0	0	0
Feticide (35-42-1-6)	0	0	0	0
Handgun, False ID (35-47-2-17)	0	0	0	0
Incest (35-46-1-3)	0	0	0	0
Interference with Custody (35-42-3-4)	0	0	0	0
Intimidation (35-45-2-1)	0	0	0	0
Involuntary Manslaughter (35-42-1-4)	0	0	0	0
Kidnapping (35-42-3-2)	0	0	0	0
Murder (35-42-1-1)	0	0	0	1
Neglect of a Dependent (35-46-1-4)	0	0	0	0
Operation of a Machine Gun/Hurling a Bomb (35-47-5-9)	0	0	0	0
Overpass Mischief (35-42-2-5)	0	0	0	0
Pointing a Firearm (35-47-4-3)	0	0	0	5
Possession of Firearm on School Property (35-47-9-2)	0	0	0	1
Possession of a Machine Gun or Bomb (35-47-5-9)	0	0	0	0
Rape (35-42-4-1)	0	0	0	6
Reckless Homicide (35-42-1-5)	0	0	0	0
Resisting Law Enforcement (35-44-3-3)	0	0	0	0
Robbery (35-42-5-1)	0	0	2	18
Sell, Manufacture, Possess, Purchase Explosive (35-47-5-1)	0	0	0	0
Sell, Transfer, HIV Blood (35-42-1-7)	0	0	0	0
Selling, Transferring, Giving Handgun to Under 18 (35-47-2-7)	0	0	0	0
Sexual Battery (35-42-4-8)	0	0	0	2
Sexual Misconduct (35-44-1-5)	0	0	0	0
Sexual Misconduct with a Minor (35-42-4-9)	0	0	0	0
Stalking (35-45-10-5)	0	0	0	0
Strangulation (35-42-2-9)	0	0	0	3
Unlawful Delivery of Confiscated Firearm (35-47-3-4)	0	0	0	0
Unlawful Use of Body Armor (35-47-5-13)	0	0	0	0
Unlawful Use of Stun Gun (35-47-8-5)	0	0	0	0
Vicarious Sexual Gratification (35-42-4-5)	0	0	0	0
Voluntary Manslaughter (35-42-1-3)	0	0	0	0
<b>Sub-Total</b>	<b>0</b>	<b>0</b>	<b>12</b>	<b>201</b>

**LEVEL II**

Assisting a Criminal (35-44-3-2)	0	0	0	0
Chinese Throwing Star (35-47-5-12)	0	0	0	0
Criminal Gang Activity (35-45-9-3)	0	0	0	0
Criminal Mischief (35-43-1-2)	0	0	0	0
Criminal Recklessness (35-42-2-2)	0	0	0	0
Dealing Anabolic Steroid (16-42-19-27)	0	0	0	0
Dealing Methamphetamine (35-48-4-1.1)	0	0	0	0
Dealing in Cocaine or Narcotic Drug (35-48-4-1)	0	0	0	1
Dealing in Marijuana, Hash Oil, or Hashish (35-48-4-10)	0	0	0	1
Dealing in a Schedule I, II, or III Controlled Substance (35-48-4-2)	0	0	0	0
Dealing in a Schedule IV Controlled Substance (35-48-4-3)	0	0	0	0
Dealing in a Schedule V Controlled Substance (35-48-4-4)	0	0	0	0
Dealing in a Substance Represented to be a Controlled Substance (35-48-4-4.5)	0	0	0	0
Delivery of Weapon to Intoxicated Person (35-47-4-1)	0	0	0	0
Disarming Law Enforcement Officer (35-44.1-3-2)	0	0	0	0
Escape/Failure to Return to Lawful Detention (35-44-3-5)	0	0	1	10
Inmate w/ Deadly Weapon (35-44.1-3-7)	0	0	0	0
Interference with Custody (35-42-3-4)	0	0	0	0
Intimidation (35-45-2-1)	0	0	2	35
Knife with Automatic Blade (35-47-5-2)	0	0	0	0
Loan Sharking (35-45-7-2)	0	0	0	0
Maintaining a Common Nuisance (35-48-4-13)	0	0	0	0
Making loan secured by mortgage, deposit or pledge of handgun (35-47-4-2)	0	0	0	0
Manufacture, Distribution, Possession of a Substance Represented to be a Controlled Substance (35-48-4-4)	0	0	0	0
Neglect of a Dependent (35-46-1-4)	0	0	0	0
Poss Precursors w/ Intent to Manufacture Etc. (35-48-4-14.5)	0	0	0	0
Possession of a Controlled Substance (35-48-4-7)	0	0	0	0
Possession of a Knife on School Property (35-47-5-2.5)	0	0	0	0
Promoting Prostitution (35-45-4-4)	0	0	0	0
Purchase, Possession or Sale of Stun Gun (35-47-8-5)	0	0	0	0
Resisting Law Enforcement (35-44-3-3)	0	0	1	20
Rioting with a Deadly Weapon (35-45-1-2)	0	0	0	0
Sale, Possession, Use of Legend Drug (16-42-19-27)	0	0	0	0
Sexual Misconduct with a Minor (35-42-4-9)	0	0	0	0
Stalking (35-45-10-5)	0	0	0	0
Trafficking with an Inmate (35-44-3-9)	0	0	0	0
Use of Stun Gun in Commission of a Crime (35-47-8-5)	0	0	0	0
<b>Sub-Total</b>	<b>0</b>	<b>0</b>	<b>4</b>	<b>67</b>

**LEVEL III**

Accident /Failure to Stop (9-26-1-8)	0	0	0	0
Accident, Property Damage with Injury (9-26-1-8)	0	0	0	0
Altering or Damaging Computer (35-43-1-4)	0	0	0	0
Auto Theft, Receiving Stolen Parts (35-43-4-2.5)	0	0	5	17
Battery (35-42-2-1)	0	0	10	30
Battery by Bodily Waste (35-42-2-6)	0	0	1	0
Bestiality	0	0	0	1
Bribery (35-44-1-1)	0	0	0	0

LEVEL III (cont'd)	NUMBER OF OFFENSES			
	This Month		This Calendar Year	
	Female	Male	Female	Male
Burglary (35-43-2-1)	0	0	0	0
Check Deception (35-43-5-5)	0	0	0	0
Check Fraud (35-43-5-12)	0	0	0	0
Child Exploitation (35-42-4-4)	0	0	0	0
Controlled Substance Registration (35-48-4-14)	0	0	0	0
Conversion (35-43-4-3)	0	0	0	2
Criminal Mischief (35-43-1-2)	0	0	5	33
Criminal Recklessness (35-42-2-2)	0	0	0	1
Criminal Trespass (35-43-2-2)	0	0	0	2
Dealing in Altered Property (35-43-4-2.3)	0	0	0	0
Dealing in Marijuana, Hash Oil, or Hashish (35-48-4-10)	0	0	0	0
Dealing in Paraphernalia (35-48-4-8.5)	0	0	0	0
Dealing in a Schedule IV Controlled Substance (35-48-4-3)	0	0	0	0
Distribution of Material Harmful to Minor (35-49-3-3)	0	0	0	0
Escape/Failure to Return to Lawful Detention (35-44-3-5)	0	0	6	18
Failure to Appear (35-44-3-6)	0	0	0	0
False Reporting (35-44-2-2)	0	0	0	0
Forgery (35-43-5-2)	0	0	0	0
Fraud (35-43-5-4)	0	0	0	1
Fraud on Financial Institution (35-45-5-8)	0	0	0	0
Home Improvement Fraud (35-43-6-13)	0	0	0	0
Identity Deception (35-43-5-3.5)	0	0	0	0
Interference with Custody (35-42-3-4)	0	0	0	0
Interference with Reporting Crime (35-42-2-5)	0	0	0	1
Invasion of Privacy (35-46-1-15.1)	0	0	0	0
Kill Domestic Animal	0	0	0	0
Manufacture of Paraphernalia (35-48-4-8.1)	0	0	0	0
Nonsupport of Child (35-46-1-5)	0	0	0	0
Nonsupport of Spouse (35-46-1-6)	0	0	0	0
Obscene Performance (35-49-3-1)	0	0	0	0
Obstructing Fireman (35-44-3-8)	0	0	0	0
Obstructing Traffic (35-42-2-4)	0	0	0	0
Obstruction of Justice (35-44-3-4)	0	0	0	1
Operating Vehicle After Lifetime Forfeiture (9-30-10-17)	0	0	0	0
Operating Vehicle While Intoxicated (9-30-5-4)	0	0	0	0
Operating Vehicle While Intoxicated with Prior (9-30-5-3)	0	0	0	0
Patronizing a Prostitute (35-45-4-3)	0	0	0	0
Perjury (35-44-2-1)	0	0	0	0
Possession of Cocaine or Narcotic Drug (35-48-4-6)	0	0	1	2
Possession of Marijuana, Hash Oil, or Hashish (35-48-4-11)	0	0	0	0
Possession of Methamphetamines (35-48-4-6.1)	0	0	0	1
Possession of Paraphernalia (35-48-4-8.3)	0	0	0	0
Possession of a Controlled Substance (35-48-4-7)	0	0	0	3
Possession of a Syringe (16-42-19-18)	0	0	0	1
Possession/Use of Legend Drug (16-42-19-13)	0	0	0	2
Professional Gambling (35-45-5-3)	0	0	0	0
Profiting from Adoption (35-46-1-9)	0	0	0	0
Promoting Professional Gambling (35-45-5-4)	0	0	0	0
Promoting Prostitution (35-45-4-4)	0	0	0	0
Prostitution (35-45-4-2)	0	0	0	0
Public Indecency (35-45-4-1)	0	0	0	1
Public Nudity (35-45-4-1.5)	0	0	0	0
Railroad Mischief (35-42-2-5.5)	0	0	0	0
Receiving Stolen Auto Parts (35-43-4-2.5)	0	0	0	0
Receiving Stolen Property (35-43-4-2)	0	0	0	0
Residential Entry (35-43-2-1.5)	0	0	1	5
Resisting Law Enforcement (35-44-3-3)	0	0	3	29

LEVEL III (cont'd)	NUMBER OF OFFENSES			
	This Month		This Calendar Year	
	Female	Male	Female	Male
Rioting (35-45-1-2)	0	0	0	1
Sale, Possession, Use of Legend Drug (16-42-19-27)	0	0	0	0
Selling, Distributing, Exhibiting Obscene Material (35-49-3-1)	0	0	0	0
Stalking (35-45-10-5)	0	0	0	0
Synthetic Drug (35-48-4-11.5)	0	0	0	0
Theft (35-43-4-2)	0	0	7	43
Torture or Mutilation of Animal (35-46-3-12)	0	0	0	0
Trafficking with an Inmate (35-44-3-9)	0	0	0	0
Unauthorized Possession of Prescription Form (35-48-4-14)	0	0	0	0
Unlawful Entry of Motor Vehicle (35-43-4-2.7)	0	0	0	1
Voyeurism (35-45-4-5)	0	0	0	0
Welfare Fraud (35-43-5-7)	0	0	0	0
<b>Sub-Total</b>	<b>0</b>	<b>0</b>	<b>39</b>	<b>196</b>

#### LEVEL IV

Absence From Home Detention (35-38-2.5-10)	0	0	0	0
Accident/Failure to Stop (9-26-1-8)	0	0	0	2
Alcohol Violation (31-37-2-6)	0	0	0	0
Animal Cruelty (35-46-3-12)	0	0	0	0
Assisting a Criminal (35-44-3-2)	0	0	0	0
Beats Vertebrate Animal (35-46-3-12)	0	0	0	0
Check Deception (35-43-5-5)	0	0	0	0
Common Nuisance (35-48-4-13)	0	0	0	1
Computer Trespassing (35-43-2-3)	0	0	0	0
Counterfeiting Auto Registration (9-18-2-42)	0	0	0	0
Counterfeiting a Driver's License (9-24-18-7)	0	0	0	0
Criminal Mischief (35-43-1-2)	0	0	0	0
Curfew Violation (31-37-2-5)	0	0	0	1
Deception (35-43-5-3)	0	0	0	0
Deer Outside Hours (14-22-6-1)	0	0	0	0
Deer w/ Illegal Device (14-22-6-1)	0	0	0	0
Disorderly Conduct (35-45-1-3)	0	0	3	16
Dissemination of Material Harmful to Minor (35-49-3-3)	0	0	0	0
Driving While Intoxicated (9-11-2-3)	0	0	0	0
Driving with Suspended License (9-24-19-2)	0	0	0	0
Exploitation of Dependent/Endangered Adult (35-46-1-12)	0	0	0	0
Failure to Appear (35-44-3-6)	0	0	0	0
Failure to Disclose Recruitment (35-46-4-4)	0	0	0	0
Failure to Respond to Summons (35-44-3-6.5)	0	0	0	0
False Auto Registration (9-18-2-44)	0	0	0	0
False Identity Statement (35-44-2-6)	0	0	0	0
False Informing (35-44-2-2)	0	0	1	7
Flag Desecration (35-45-1-4)	0	0	0	0
Glue Sniffing (35-46-6-2)	0	0	0	0
Habitual Disobedience of Parent, Guardian, or Custodian (Incorrigible) (31-37-2-4)	0	0	0	5
Harassment (35-45-2-2)	0	0	0	0
Home Improvement Fraud (35-43-6-12)	0	0	0	0
Illegal Consumption of Alcohol (7.1-5-7-7)	0	0	1	1
Illegal Possession of Alcohol (7.1-5-7-7)	0	0	0	0
Impairment of ID Number (35-43-7-4)	0	0	0	0
Interference with Custody (35-42-3-4)	0	0	0	0
Interfering with Law Enforcement Animal (35-46-3-11)	0	0	0	0
Invasion of Privacy (35-46-1-15.1)	0	0	0	0
Leaving Home w/o Permission of Parent, Guardian or Custodian (Runaway) (31-37-2-2)	0	0	3	4
Leaving Scene of Accident (9-26-1-1.1)	0	0	0	0
Maintaining a Common Nuisance (35-48-4-13)	0	0	0	0
Nitrous Oxide Distribution (35-46-6-3)	0	0	0	0
Obscene Performance (35-49-3-1)	0	0	0	0
Obstructing Medical Emergency (35-44-3-8.5)	0	0	0	0
Obstructing Traffic (35-42-2-4)	0	0	0	0



**NUMBER OF OFFENSES**

<b>LEVEL IV (cont'd)</b>	<b>This Month</b>		<b>This Calendar Year</b>	
	<b>Female</b>	<b>Male</b>	<b>Female</b>	<b>Male</b>
Official Misconduct (35-44.1-1-1)	0	0	0	0
Operating Vehicle While Intoxicated (9-30-5-2)	0	0	0	0
Operating Vehicle While Intoxicated/Cntrl'd Sub (9-30-5-1)	0	0	0	0
Operating Vehicle w/o License (9-24-18-1)	0	0	1	8
Operating Vehicle w/o Proof of Financial (9-25-8-2)	0	0	0	0
Operating Vehicle w/o Registration/Plates (9-18-2-43)	0	0	0	0
Possession of Device/Interfere Test (35-43-5-18)	0	0	0	0
Possession of Marijuana, Hash Oil, or Hashish (35-48-4-11)	0	0	1	14
Possession of Paraphernalia (35-48-4-8.3)	0	0	1	1
Possession of Substance Represented to be a Controlled Substance (35-48-4-4.6)	0	0	0	0
Possession, Purchase, Accepting Tobacco (35-46-1-10.5)	0	0	0	0
Probation Violation	0	0	0	121
Public Intoxication (7.1-5-1-3)	0	0	0	0
Receiving Unidentified Property (35-43-7-5)	0	0	0	0
Reckless Driving (9-21-8-52)	0	0	0	0
Refusal to Aid Officer (35-44-3-7)	0	0	0	0
Refusal to Identify Self (34-28-5-3.5)	0	0	0	0
Selling, Distributing, Exhibiting Obscene Material (35-49-3-1)	0	0	0	0
Synthetic Drug (35-48-4-11.5)	0	0	0	0
Taking Deer/Turkey (14-22-6-1)	0	0	0	0
Tattooing a Minor (35-42-2-7)	0	0	0	0
Torture, Kill, Mutilate an Animal (35-46-3-12)	0	0	0	0
Unauthorized Possession of Prescription (35-48-4-14)	0	0	0	0
Unlawful Entry of Motor Vehicle (35-43-4-2.7)	0	0	0	8
Unlawful Gambling (35-45-5-2)	0	0	0	0
Unlawful Use of Railroad Right of Way (8-3-15-3)	0	0	0	0
Vending Machine Vandalism (35-43-4-7)	0	0	0	0
Violation Home Detention	0	0	0	0
Violation Suspended Commitment to DOC	0	0	1	0
Violation of Compulsory School Attendance Law (Truancy) (31-37-2-3)	0	0	0	2
Voyeurism (35-45-4-5)	0	0	0	0
Welfare Fraud (35-45-5-7)	0	0	0	0
<b>Sub-Total</b>	<b>0</b>	<b>0</b>	<b>12</b>	<b>191</b>
<b>GRAND TOTAL NUMBER OF OFFENSES</b>	<b>0</b>	<b>0</b>	<b>67</b>	<b>655</b>

**Indiana Department of Correction**  
**Table 17**  
**Number of Juvenile Offenders by Most Serious Offense**  
**Committed to the Indiana Department of Correction**

**September 2022**

MOST SERIOUS OFFENSE (Citation Code)	NUMBER OF JUVENILES			
	This Month		This Calendar Year	
LEVEL I	Female	Male	Female	Male
Aggravated Battery (35-42-2-1.5)	0	0	0	5
Arson (35-43-1-1)	0	0	0	1
Battery (35-42-2-1)	0	1	1	15
Battery by Bodily Waste (35-42-2-6)	0	1	1	4
Burglary (35-43-2-1)	0	1	0	17
Carjacking (35-42-5-2)	0	0	0	0
Carrying Handgun w/o License (35-47-2-1)	0	1	0	8
Changing, Altering, Removing, Obliterating ID of Handgun (35-47-2-18)	0	1	0	1
Child Exploitation (35-42-4-4)	0	1	0	1
Child Molesting (35-42-4-3)	0	1	0	13
Child Seduction (35-42-4-7)	0	0	0	0
Child Selling (35-46-1-4)	0	0	0	0
Child Solicitation (35-42-4-6)	0	0	0	0
Child in Possession of Handgun (35-47-10-5)	0	0	0	2
Consumer Product Tampering (35-45-8-3)	0	0	0	0
Criminal Confinement (35-42-3-3)	0	0	0	2
Criminal Deviate Conduct (35-42-4-2)	0	0	0	0
Criminal Gang Intimidation (35-45-9-4)	0	0	0	0
Criminal Gang Recruitment	0	0	0	0
Criminal Recklessness (35-42-2-2)	0	0	1	9
Dangerous Possession of a Firearm (35-47-10-5)	0	3	0	14
Dealing in a Sawed-Off Shotgun (35-47-5-4.1)	0	0	0	0
Distribution of a Destructive Device (IC 35-47.5-5-5)	0	0	0	0
Domestic Battery (35-42-2-1.3)	0	2	6	15
Driving While Intoxicated Resulting in Death (9-30-5-5)	0	0	0	0
False Application for Handgun (35-47-2-8)	0	0	0	0
False, Altering Handgun License (35-47-2-22)	0	0	0	0
Feticide (35-42-1-6)	0	0	0	0
Handgun, False ID (35-47-2-17)	0	0	0	0
Incest (35-46-1-3)	0	0	0	0
Interference with Custody (35-42-3-4)	0	0	0	0
Intimidation (35-45-2-1)	0	0	0	0
Involuntary Manslaughter (35-42-1-4)	0	0	0	0
Kidnapping (35-42-3-2)	0	0	0	0
Murder (35-42-1-1)	0	0	0	1
Neglect of a Dependent (35-46-1-4)	0	0	0	0
Operation of a Machine Gun/Hurling a Bomb (35-47-5-9)	0	0	0	0
Overpass Mischief (35-42-2-5)	0	0	0	0
Pointing a Firearm (35-47-4-3)	0	0	0	1
Possession of Firearm on School Property (35-47-9-2)	0	0	0	0
Possession of a Machine Gun or Bomb (35-47-5-9)	0	0	0	0
Rape (35-42-4-1)	0	2	0	5
Reckless Homicide (35-42-1-5)	0	0	0	0
Resisting Law Enforcement (35-44-3-3)	0	0	0	0
Robbery (35-42-5-1)	0	2	2	16
Sell, Manufacture, Possess, Purchase Explosive (35-47-5-1)	0	0	0	0
Sell, Transfer, HIV Blood (35-42-1-7)	0	0	0	0
Selling, Transferring, Giving Handgun to Under 18 (35-47-2-7)	0	0	0	0
Sexual Battery (35-42-4-8)	0	0	0	2
Sexual Misconduct (35-44-1-5)	0	0	0	0

**NUMBER OF JUVENILES**

<b>LEVEL I (cont'd)</b>	<b>This Month</b>		<b>This Calendar Year</b>	
	<b>Female</b>	<b>Male</b>	<b>Female</b>	<b>Male</b>
Sexual Misconduct with a Minor (35-42-4-9)	0	0	0	0
Stalking (35-45-10-5)	0	0	0	0
Strangulation (35-42-2-9)	0	0	0	0
Unlawful Delivery of Confiscated Firearm (35-47-3-4)	0	0	0	0
Unlawful Use of Body Armor (35-47-5-13)	0	0	0	0
Unlawful Use of Stun Gun (35-47-8-5)	0	0	0	0
Vicarious Sexual Gratification (35-42-4-5)	0	0	0	0
Voluntary Manslaughter (35-42-1-3)	0	0	0	0
<b>Sub-Total</b>	<b>0</b>	<b>16</b>	<b>11</b>	<b>132</b>

**LEVEL II**

Assisting a Criminal (35-44-3-2)	0	0	0	0
Chinese Throwing Star (35-47-5-12)	0	0	0	0
Criminal Gang Activity (35-45-9-3)	0	0	0	0
Criminal Recklessness (35-42-2-2)	0	0	0	0
Dealing Anabolic Steroid (16-42-19-27)	0	0	0	0
Dealing Methamphetamine (35-48-4-1.1)	0	0	0	0
Dealing in Cocaine or Narcotic Drug (35-48-4-1)	0	0	0	0
Dealing in Marijuana, Hash Oil, or Hashish (35-48-4-10)	0	0	0	0
Dealing in a Schedule I, II, or III Controlled Substance (35-48-4-2)	0	0	0	0
Dealing in a Schedule IV Controlled Substance (35-48-4-3)	0	0	0	0
Dealing in a Schedule V Controlled Substance (35-48-4-4)	0	0	0	0
Dealing in a Substance Represented to be a Controlled Substance (35-48-4-4.5)	0	0	0	0
Delivery of Weapon to Intoxicated Person (35-47-4-1)	0	0	0	0
Disarming Law Enforcement Officer (35-44.1-3-2)	0	0	0	0
Escape/Failure to Return to Lawful Detention (35-44-3-5)	0	0	1	6
Inmate w/ Deadly Weapon (35-44.1-3-7)	0	0	0	0
Interference with Custody (35-42-3-4)	0	0	0	0
Intimidation (35-45-2-1)	0	4	2	20
Knife with Automatic Blade (35-47-5-2)	0	0	0	0
Loan Sharking (35-45-7-2)	0	0	0	0
Maintaining a Common Nuisance (35-48-4-13)	0	0	0	0
Making loan secured by mortgage, deposit or pledge of handgun (35-47-4-2)	0	0	0	0
Manufacture, Distribution, Possession of a Substance Represented to be a Controlled Substance (35-	0	0	0	0
Neglect of a Dependent (35-46-1-4)	0	0	0	0
Poss precursors w/intent to manufacture etc. (35-48-4-14.5)	0	0	0	0
Possession of a Controlled Substance (35-48-4-7)	0	0	0	0
Possession of a Knife on School Property (35-47-5-2.5)	0	0	0	0
Promoting Prostitution (35-45-4-4)	0	0	0	0
Purchase, Possession or Sale of Stun Gun (35-47-8-5)	0	0	0	0
Resisting Law Enforcement (35-44-3-3)	0	0	1	9
Rioting with a Deadly Weapon (35-45-1-2)	0	0	0	0
Sale, Possession, Use of Legend Drug (16-42-19-27)	0	0	0	0
Sexual Misconduct with a Minor (35-42-4-9)	0	0	0	0
Stalking (35-45-10-5)	0	0	0	0
Trafficking with an Inmate (35-44-3-9)	0	0	0	0
Use of Stun Gun in Commission of a Crime (35-47-8-5)	0	0	0	0
<b>Sub-Total</b>	<b>0</b>	<b>4</b>	<b>4</b>	<b>35</b>

**LEVEL III**

Accident /Failure to Stop (9-26-1-8)	0	0	0	0
Accident, Property Damage with Injury (9-26-1-8)	0	0	0	0
Altering or Damaging Computer (35-43-1-4)	0	0	0	0
Auto Theft, Receiving Stolen Parts (35-43-4-2.5)	2	2	4	7
Battery (35-42-2-1)	1	1	4	9
Battery / Bodily Waste (35-42-2-1.3)	1	0	1	0
Bestiality (35-46-3-14)	0	0	0	1
Bribery (35-44-1-1)	0	0	0	0
Burglary (35-43-2-1)	0	0	0	0

LEVEL III (cont'd)	NUMBER OF JUVENILES			
	This Month		This Calendar Year	
	Female	Male	Female	Male
Check Deception (35-43-5-5)	0	0	0	0
Check Fraud (35-43-5-12)	0	0	0	0
Child Exploitation (35-42-4-4)	0	0	0	0
Controlled Substance Registration (35-48-4-14)	0	0	0	0
Conversion (35-43-4-3)	0	0	0	1
Criminal Mischief (35-43-1-2)	0	0	1	6
Criminal Recklessness (35-42-2-2)	0	0	0	0
Criminal Trespass (35-43-2-2)	0	0	0	0
Dealing in Altered Property (35-43-4-2.3)	0	0	0	0
Dealing in Marijuana, Hash Oil, or Hashish (35-48-4-10)	0	0	0	0
Dealing in Paraphernalia (35-48-4-8.5)	0	0	0	0
Distribution of Material Harmful to Minor (35-49-3-3)	0	0	0	0
Escape/Failure to Return to Lawful Detention (35-44-3-5)	0	1	3	5
Failure to Appear (35-44-3-6)	0	0	0	0
False Reporting (35-44-2-2)	0	0	0	0
Forgery (35-43-5-2)	0	0	0	0
Fraud (35-43-5-4)	0	0	0	0
Fraud on Financial Institution (35-45-5-8)	0	0	0	0
Home Improvement Fraud (35-43-6-13)	0	0	0	0
Identity Deception (35-43-5-3.5)	0	0	0	0
Interference with Custody (35-42-3-4)	0	0	0	0
Interference with Reporting Crime (35-42-2-5)	0	0	0	0
Invasion of Privacy (35-46-1-15.1)	0	0	0	0
Kill Domestic Animal (35-46-3-12)	0	0	0	0
Manufacture of Paraphernalia (35-48-4-8.1)	0	0	0	0
Nonsupport of Child (35-46-1-5)	0	0	0	0
Nonsupport of Spouse (35-46-1-6)	0	0	0	0
Obscene Performance (35-49-3-1)	0	0	0	0
Obstructing Fireman (35-44-3-8)	0	0	0	0
Obstructing Traffic (35-42-2-4)	0	0	0	0
Obstruction of Justice (35-44-3-4)	0	0	0	0
Operating Vehicle After Lifetime Forfeiture (9-30-10-17)	0	0	0	0
Operating Vehicle While Intoxicated (9-30-5-4)	0	0	0	0
Operating Vehicle While Intoxicated with Prior (9-30-5-3)	0	0	0	0
Patronizing a Prostitute (35-45-4-3)	0	0	0	0
Perjury (35-44-2-1)	0	0	0	0
Possession of Cocaine or Narcotic Drug (35-48-4-6)	0	0	1	0
Possession of Marijuana, Hash Oil, or Hashish (35-48-4-11)	0	0	0	0
Possession of Methamphetamines (35-48-4-6.1)	0	0	0	1
Possession of Paraphernalia (35-48-4-8.3)	0	0	0	0
Possession of a Controlled Substance (35-48-4-7)	0	0	0	1
Possession of a Syringe (16-42-19-18)	0	0	0	0
Possession/Use of Legend Drug (16-42-19-13)	0	0	0	2
Professional Gambling (35-45-5-3)	0	0	0	0
Profiting from Adoption (35-46-1-9)	0	0	0	0
Promoting Professional Gambling (35-45-5-4)	0	0	0	0
Promoting Prostitution (35-45-4-4)	0	0	0	0
Prostitution (35-45-4-2)	0	0	0	0
Public Indecency (35-45-4-1)	0	0	0	0
Public Nudity (35-45-4-1.5)	0	0	0	0
Railroad Mischief (35-42-2-5.5)	0	0	0	0
Receiving Stolen Property (35-43-4-2)	0	0	0	0
Residential Entry (35-43-2-1.5)	0	0	1	2
Resisting Law Enforcement (35-44-3-3)	0	0	0	9
Rioting (35-45-1-2)	0	0	0	0
Sale, Possession, Use of Legend Drug (16-42-19-27)	0	0	0	0

LEVEL III (Cont.)	NUMBER OF JUVENILES			
	This Month		This Calendar Year	
	Female	Male	Female	Male
Selling, Distributing, Exhibiting Obscene Material (35-49-3-1)	0	0	0	0
Stalking (35-45-10-5)	0	0	0	0
Synthetic Drug (35-48-4-11.5)	0	0	0	0
Theft (35-43-4-2)	0	1	3	10
Torture or Mutilation of Animal (35-46-3-12)	0	0	0	0
Trafficking with an Inmate (35-44-3-9)	0	0	0	0
Unauthorized Possession of Prescription Form (35-48-4-14)	0	0	0	0
Unlawful Entry of Motor Vehicle (35-43-4-2.7)	0	0	0	0
Voyeurism (35-45-4-5)	0	0	0	0
Welfare Fraud (35-43-5-7)	0	0	0	0
<b>Sub-Total</b>	<b>4</b>	<b>5</b>	<b>18</b>	<b>54</b>
<b>LEVEL IV</b>				
Absence From Home Detention (35-38-2.5-10)	0	0	0	0
Accident/Failure to Stop (9-26-1-8)	0	0	0	0
Assisting a Criminal (35-44-3-2)	0	0	0	0
Beats Vertebrate Animal (35-46-3-12)	0	0	0	0
Check Deception (35-43-5-5)	0	0	0	0
Common Nuisance (35-48-4-13)	0	0	0	0
Computer Trespassing (35-43-2-3)	0	0	0	0
Counterfeiting Auto Registration (9-18-2-42)	0	0	0	0
Counterfeiting a Driver's License (9-24-18-7)	0	0	0	0
Curfew Violation (31-37-2-5)	0	0	0	0
Deception (35-43-5-3)	0	0	0	0
Disorderly Conduct (35-45-1-3)	0	0	0	1
Dissemination of Material Harmful to Minor (35-49-3-3)	0	0	0	0
Driving with Suspended License (9-24-19-2)	0	0	0	0
Exploitation of Dependent/Endangered Adult (35-46-1-12)	0	0	0	0
Failure to Appear (35-44-3-6)	0	0	0	0
Failure to Disclose Recruitment (35-46-4-4)	0	0	0	0
Failure to Respond to Summons (35-44-3-6.5)	0	0	0	0
False Auto Registration (9-18-2-44)	0	0	0	0
False Identity Statement (35-44-2-6)	0	0	0	0
False Informing (35-44-2-2)	0	1	0	1
Flag Desecration (35-45-1-4)	0	0	0	0
Glue Sniffing (35-46-6-2)	0	0	0	0
Habitual Disobedience of Parent, Guardian, or Custodian (Incorrigible) (31-37-2-4)	0	0	0	0
Harassment (35-45-2-2)	0	0	0	0
Home Improvement Fraud (35-43-6-12)	0	0	0	0
Illegal Consumption of Alcohol (7.1-5-7-7)	0	0	0	0
Illegal Possession of Alcohol (7.1-5-7-7)	0	0	0	0
Impairment of ID Number (35-43-7-4)	0	0	0	0
Interference with Custody (35-42-3-4)	0	0	0	0
Interfering with Law Enforcement Animal (35-46-3-11)	0	0	0	0
Invasion of Privacy (35-46-1-15.1)	0	0	0	0
Leaving Home w/o Permission of Parent, Guardian or Custodian (Runaway) (31-37-2-2)	0	0	0	0
Nitrous Oxide Distribution (35-46-6-3)	0	0	0	0
Obscene Performance (35-49-3-1)	0	0	0	0
Obstructing Medical Emergency (35-44-3-8.5)	0	0	0	0
Obstructing Traffic (35-42-2-4)	0	0	0	0
Operating Vehicle While Intoxicated (9-30-5-2)	0	0	0	0
Operating Vehicle While Intoxicated/Cntrl'd Sub (9-30-5-1)	0	0	0	0
Operating Vehicle w/o License (9-24-18-1)	0	0	0	1
Operating Vehicle w/o Proof of Financial (9-25-8-2)	0	0	0	0
Operating Vehicle w/o Registration/Plates (9-18-2-43)	0	0	0	0
Possession of Marijuana, Hash Oil, or Hashish (35-48-4-11)	0	0	0	4
Possession of Paraphernalia (35-48-4-8.3)	0	0	0	0
Possession of Substance Represented to be a Controlled Substance (35-48-4-4.6)	0	0	0	0
Possession, Purchase, Accepting Tobacco (35-46-1-10.5)	0	0	0	0
Probation Violation (35-38-2-3)	0	0	0	0
Public Intoxication (7.1-5-1-3)	0	0	0	0
Receiving Unidentified Property (35-43-7-5)	0	0	0	0
Reckless Driving (9-21-8-52)	0	0	0	0
Refusal to Aid Officer (35-44-3-7)	0	0	0	0

LEVEL IV (cont'd)	NUMBER OF JUVENILES			
	This Month		This Calendar Year	
	Female	Male	Female	Male
Refusal to Identify Self (34-28-5-3.5)	0	0	0	0
Selling, Distributing, Exhibiting Obscene Material (35-49-3-1)	0	0	0	0
Synthetic Drug (35-48-4-11.5)	0	0	0	0
Torture, Kill, Mutilate an Animal (35-46-3-12)	0	0	0	0
Unauthorized Possession of Prescription (35-48-4-14)	0	0	0	0
Unlawful Entry of Motor Vehicle (35-43-4-2.7)	0	0	0	0
Unlawful Gambling (35-45-5-2)	0	0	0	0
Unlawful Use of Railroad Right of Way (8-3-15-3)	0	0	0	0
Vending Machine Vandalism (35-43-4-7)	0	0	0	0
Violation Home Detention (35-38-2.5-6)	0	0	0	0
Violation Suspended Commitment to DOC (35-38-3-1)	0	0	0	0
Violation of Compulsory School Attendance Law (Truancy) (31-37-2-3)	0	0	0	0
Voyeurism (35-45-4-5)	0	0	0	0
Welfare Fraud (35-45-5-7)	0	0	0	0
	<b>Sub-Total</b>		<b>0</b>	<b>1</b>
			<b>0</b>	<b>7</b>
	<b>GRAND TOTAL NUMBER OF JUVENILES</b>		<b>4</b>	<b>26</b>
			<b>33</b>	<b>228</b>

**Indiana Department of Correction**  
**Table 18**  
**Juvenile Female New Commitments**

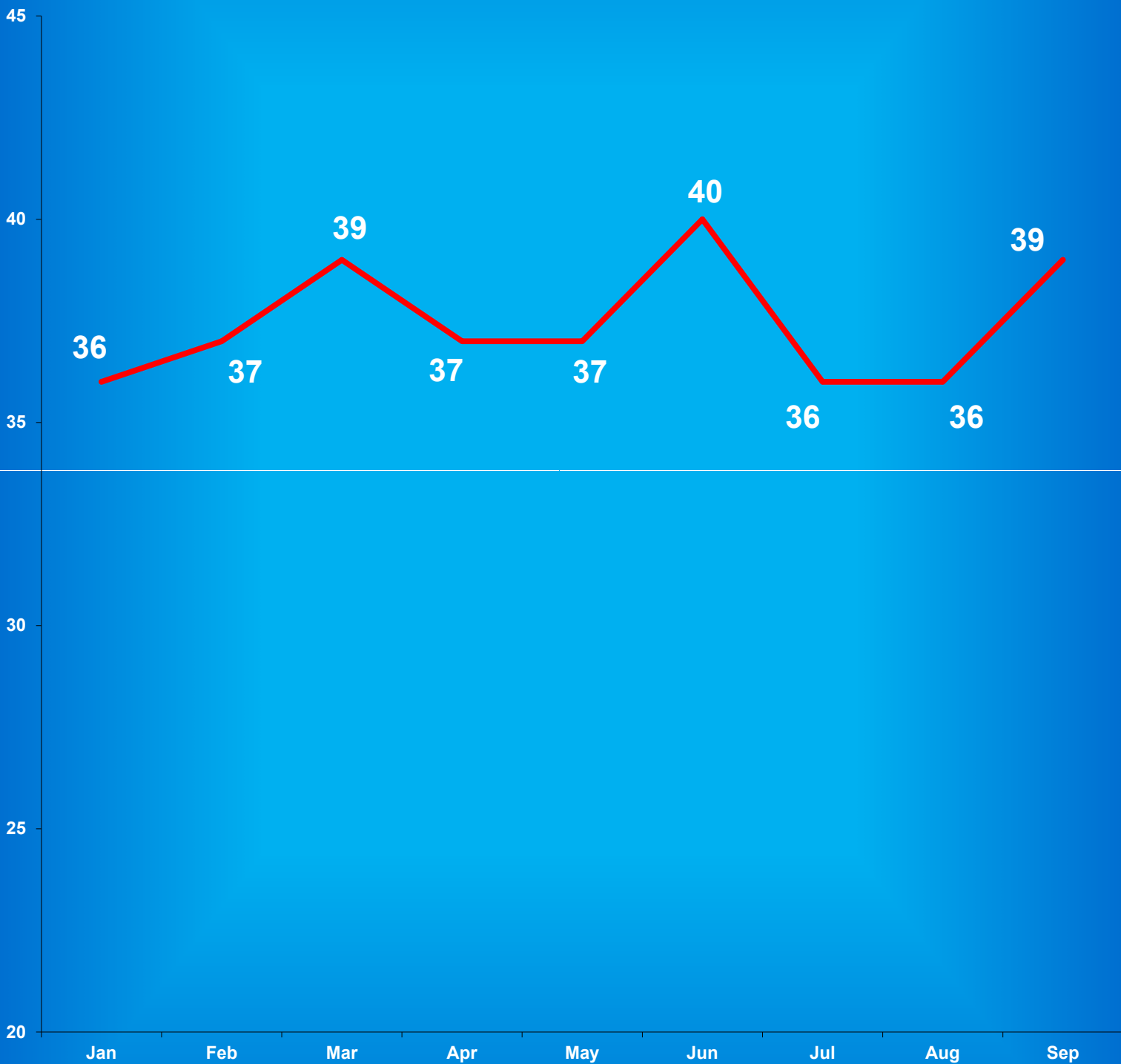
<u>Month</u>	<u>2017</u>	<u>2018</u>	<u>2019</u>	<u>2020</u>	<u>2021</u>	<u>2022</u>
January	2	3	10	3	4	2
February	5	8	4	5	0	6
March	6	4	7	3	1	3
April	2	7	3	5	3	3
May	6	8	8	5	6	7
June	7	2	3	4	6	3
July	8	12	9	3	3	1
August	5	4	2	1	5	4
September	8	8	4	4	3	4
October	6	5	6	2	2	
November	7	8	2	5	3	
December	<u>12</u>	<u>8</u>	<u>5</u>	<u>3</u>	<u>3</u>	
<b>TOTALS</b>	<b>74</b>	<b>77</b>	<b>63</b>	<b>43</b>	<b>39</b>	

Source: SAS - mnthadm4.pgm

# Indiana Department of Correction

## Graph G

Average Daily Juvenile Female Offender Populations  
Calendar Year 2022





**Indiana Department of Correction**  
**Table 19**  
**Juvenile Male New Commitments**

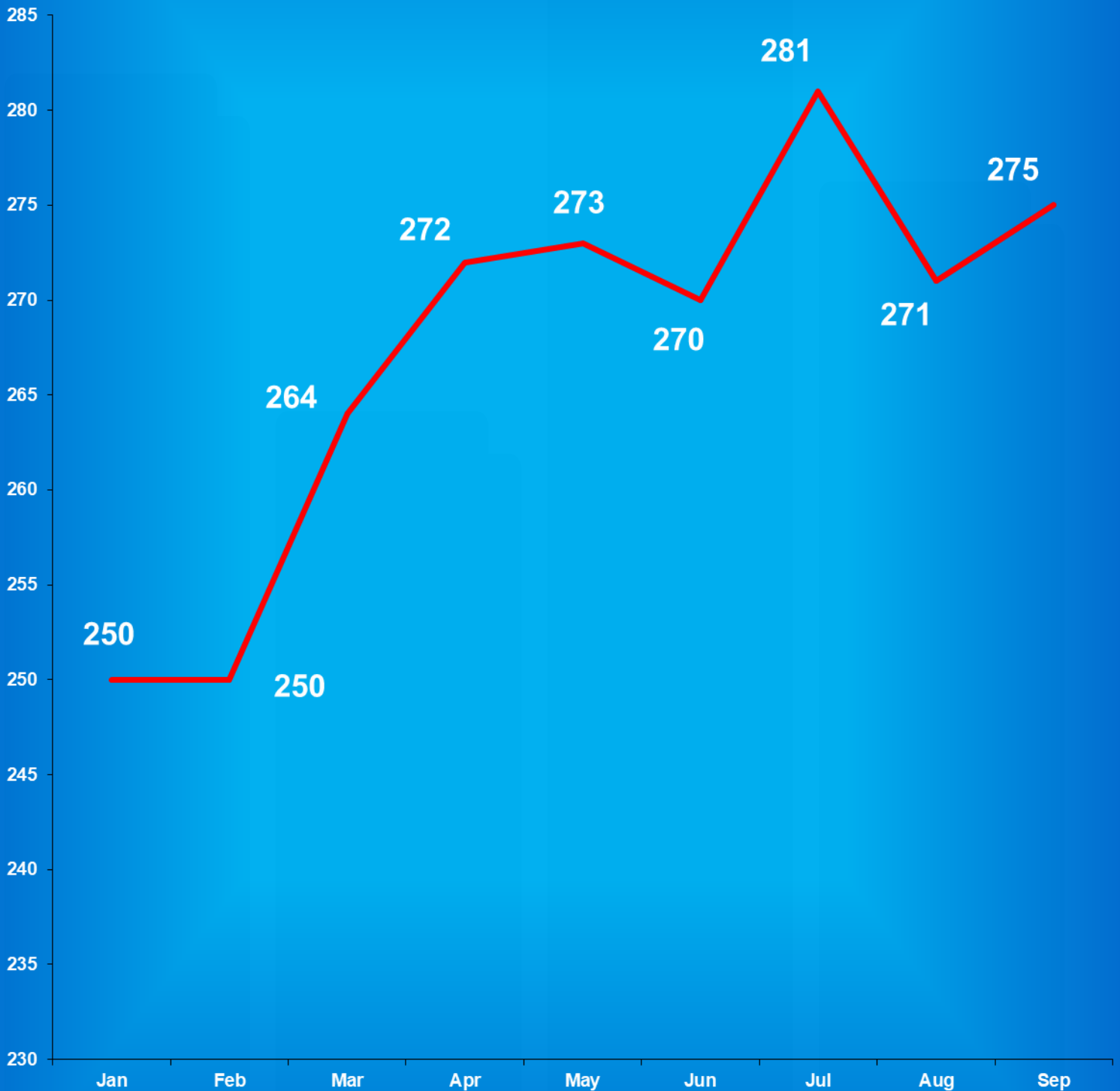
<u>Month</u>	<u>2017</u>	<u>2018</u>	<u>2019</u>	<u>2020</u>	<u>2021</u>	<u>2022</u>
January	26	46	36	28	6	23
February	26	38	36	21	16	17
March	36	33	17	32	28	34
April	45	27	24	17	22	25
May	35	42	30	11	23	23
June	48	29	27	14	23	34
July	40	29	47	17	21	24
August	48	28	37	15	15	24
September	43	41	23	20	23	26
October	39	24	34	17	9	
November	48	34	26	19	22	
December	<u>34</u>	<u>52</u>	<u>23</u>	<u>20</u>	<u>28</u>	
<b>TOTALS</b>	<b>468</b>	<b>423</b>	<b>360</b>	<b>231</b>	<b>236</b>	

Source: SAS - mnthadm4.pgm

# Indiana Department of Correction

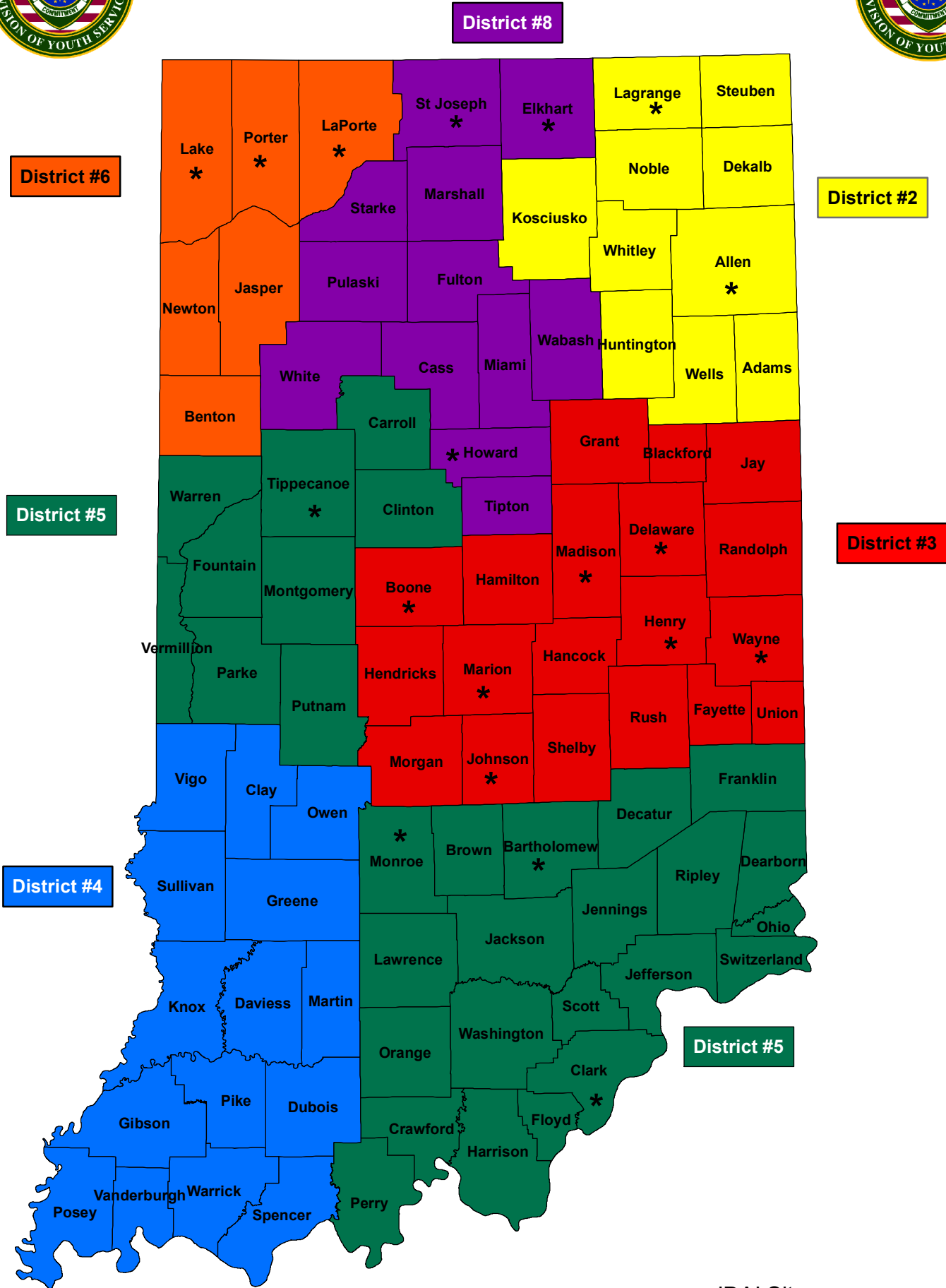
## Graph H

Average Daily Juvenile Male Offender Populations  
Calendar Year 2022





# Juvenile Reintegration Districts



\*JDAI Site

**Indiana Department of Correction**  
**Table 20**  
**Juvenile Parole Caseload on October 01, 2022**

<u>Juvenile Reintegration Districts</u>	<b>Indiana Parolees</b>		<b>Other Jurisdiction</b>		<u>Total</u>
	<u>Juvenile Male</u>	<u>Juvenile Female</u>	<u>Juvenile Male</u>	<u>Juvenile Female</u>	
<i>Interstate Compact (PD0)*</i>	1	0	1	0	2
			<u>District Supervision Breakdown</u> as follows:		
Re-Entry Parole (PD1)	1	0	0	0	1
Fort Wayne (PD2)	8	0	0	0	8
Indianapolis (PD3)	1	0	4	0	5
Evansville (P4A)	1	0	0	0	1
Terre Haute (P4B)	3	0	0	0	3
Bloomington (PD5)	0	0	0	0	0
Gary (PD6)	2	0	0	0	2
New Castle (PD7)	6	0	1	0	7
South Bend (PD8)	4	1	0	0	5
Madison (PD9)	0	0	0	0	0
<b>Total</b>	<b>27</b>	<b>1</b>	<b>6</b>	<b>0</b>	<b>34</b>

**Total Juvenile Parole Population on the First Day of Each Month**

<u>Calendar Year 2022</u>	<b>Indiana Parolees</b>		<b>Other Jurisdiction</b>		<u>Total</u>
	<u>Juvenile Male</u>	<u>Juvenile Female</u>	<u>Juvenile Male</u>	<u>Juvenile Female</u>	
January	30	1	6	0	37
February	33	1	9	0	43
March	28	2	12	0	42
April	24	1	8	0	33
May	29	1	7	0	37
June	32	1	8	0	41
July	28	2	7	0	37
August	29	2	5	0	36
September	27	1	6	0	34

*\* Includes Indiana parolees who are serving their parole in another state, as well as offenders from other States being supervised in Indiana (Interstate Compact)*

Sources:  
Parole Division  
SAS - juvparl2.pgm

**Indiana Department of Correction  
Indiana Government Center South, Room E334  
302 W. Washington Street  
Indianapolis, IN 46204**

**Prepared by:  
Scott Haskett, Data Analyst  
[CHaskett2@idoc.in.gov](mailto:CHaskett2@idoc.in.gov)**

**This report and previous reports may be found at:**

**<http://www.in.gov/idoc/2376.htm>**



# CHANGING LIVES

The graphic features the words "CHANGING" and "LIVES" in a large, bold, blue sans-serif font. The letter "I" in "CHANGING" is replaced by a solid blue silhouette of the state of Indiana. Below the word "CHANGING" is the official seal of the Indiana Department of Correction. The seal is circular with a gold border and contains the text "INDIANA DEPARTMENT OF CORRECTION" around the perimeter. Inside the seal, there is a central emblem with a torch and the words "EMPLOYEES", "EFFICIENCY", and "EFFECTIVENESS".

The Indiana Department of Correction advances public safety and successful re-entry through dynamic supervision, programming, and partnerships.